



Secondary Packaging

Supply Chain Standards

February 9, 2022

Secondary Packaging Supply Chain Standards - Update Summary

These standards have included multiple clarifications of what is **required** and what is **NOT ALLOWED**. These changes have been updated throughout the published standards to provide clarity to Suppliers. The pages have been reorganized to provide a better flow.

PAGE	2022 UPDATES
Changes to Supply Chain Standards	
188	Update Minimum Recommended Corrugated Specifications
191	Clarify Container Surface Standard
193	Add Shrink Wrap Specific Case Quality Standard 1/27/22 - Clarified 2/4/22
201-202	GS1-128 Barcode Standard Updated
204	Inner Pack Case Markings Standard Added to General Case Markings Section
208-210	Shipping Pallet Label Standard updated, SSCC-18 Barcode changed to required
215	Block Wood Pallet Standards Clarified
216	Tier Sheet Standard Added
219-222	Department 4 Palletization Requirements Updated - Clarified 2/9/22
223-224	PDQ Display Packout Standard Clarified for Non Standard Pallet Sizes
250-252	WFS (Walmart Fulfillment Services) Standards Added
266-273	Direct Import Standard Updated
283-284	Fresh Egg Standards Added
285-287	Meat/Poultry/Seafood Labeling Standard Clarified, GS1-128 Barcode changed to required
288-290	Produce Labeling/Pallet Standard Clarified, GS1-128 Barcode changed to required
291	Bakery/Deli Case Label Standard Clarified
295-296	GCC (Grocery Consolidation Center) Standard Updated
327	ISTA Testing Chart Clarified
332-340	Receiving Temperature Standards (Appendix D) Updated
343-344	Appendix F: Avery Dennison Labels for Direct Import Shipments Added

Table of Contents

Supply Chain Standards

Secondary Packaging Supply Chain Standards - Update Summary177
Table of Contents178
Contact Information181
Walmart Retail Link Resources182
Walmart Distribution Center Overview183
Walmart Distribution Center Overview184
Supplier Quality Excellence Program (SQEP)186
General Specifications188
Conveyable and Non-conveyable Cases191
Case Quality192
Case Quality, Shrink Wrap Items194
Pack Types195
Case Pack vs Break Pack197
Conveyable Inner Packs and Plastic Bags198
14-digit Case GTIN (ITF-14) Barcode	200
GS1-128 Barcode	202
General Case Markings	204
Inner Pack Case Markings	205
Shrink Pack Tray Case Markings	206
Case Weight and Hazmat Case Markings	207
Lithium Battery Case Markings	208
Domestic Shipping Label	209
Pallet Labels210
Pallet Placards211
Item and PO Configurations212
Pallet Standards213
Slip Sheet Requirements217

Tier Sheet Requirements218
Double Stacking - Inbound to Walmart219
Double Stacking - Outbound from Walmart	220
Unitized Stacking221
Unitized Shipments	222
PDQ Display - General Pack-out	223
PDQ Display - Approved Shipping Shroud Types	224
PDQ Display - Shipping Options	225
Stretch Wrap	226
Trailer Loading	227
Trailer Measurements	228
Trailer Load Patterns	229
Packing Slips and Global Location Number (GLN)	230
Bill of Lading (BOL)231
Advanced Ship Notice (ASN)	232
Inbound Appointment Scheduling	233
Product Packaging	234
Fragile Product Packaging	235
Inner Pack - Shoe Packaging and Labeling	236
RFID Apparel Packaging, Introduction / Packaging Type	237
RFID Apparel Packaging, Hangtags	238
RFID Apparel Packaging, Stickers	239
Direct Store Delivery - ASN Shipping Label Requirements241
Direct Store Delivery - Multi-Dept Deliveries	242
Direct Store Delivery - Case Markings	243
Sellable Unit Marking Requirements	244
Ships In Own Container (SIOC)	245
eCommerce Product Specific Requirements	246

Table of Contents

Drop Ship Vendors	247	Bakery/Deli Wraparound Label	292
Drop Ship Vendors - Carrier Labels	248	Bakery/Deli Wraparound Label Application	293
Drop Ship Vendors - Freight Shipping Labels	249	Perishable Labeling Requirements	294
Drop Ship Vendors - Bill of Lading (BOL)	250	Automated Grocery Handling	295
Walmart Fulfillment Services (WFS)	251	Grocery Import Distribution Center (GIDC)	296
Walmart Fulfillment Services (WFS) Master Packs	253	Grocery Consolidation Center (GCC) Overview	297
DSDC Supplier Requirements	254	GCC Notification Requirements	298
DSDC Shipping Label Specifications	258	Shipper Case Markings	300
Consolidation Centers	262	Markings Artwork Usage, Examples	301
Consolidation Centers, BOL, Multi-stop, and Overflow	263	New Modular Labels (excluding D56)	302
Consolidation Centers, Loading Procedures	264	D56 New Modular Labels (Lawn & Garden).	303
Consolidation Centers, Multiple POs per Pallet (MPP)	265	Apparel Shipments Only.	304
Consolidation Centers, MPP <u>Same</u> Destination Pallet	266	Feature Case Markings	305
Walmart USA and Puerto Rico Case Markings	267	Seasonal Department Band Colors.	306
Jewelry Distribution - Overview.	275	Holiday Time Brand, Band Colors and Icons	307
Optical Distribution Centers	276	Seasonal Department, Band Colors and Icons	308
Pharmacy Distribution Centers, Overview and Inner Packs	279	Department Band Colors and Icons	309
Pharmacy Distribution Centers, Case Labels and Markings	280	Department Band Colors and Icons	310
Pharmacy Distribution Centers, Shipping Label and Packing List	281	Department Band Colors and Icons	311
Goods Not For Resale (GNFR)	282	Department Band Colors and Icons	312
Cold Chain Compliance Requirements	283	Department Band Colors and Icons	313
Egg Packaging and Case Labels	284	Department Band Colors and Icons	314
Egg Pallet Build Requirements	285	Back to School, Format and Icon	315
Meat / Poultry Case Labels.	286	Department Band Colors and Icons	316
Seafood Case Labels	287	Deli Case Formatting - Color Band.	317
Meat / Poultry / Seafood Case Labels.	288	Bakery Case Formatting - Color Band	318
Produce Case Label - Produce Traceability Initiative (PTI)	289	Cake Case/Freezer Door Formatting - Color Band.	319
Produce Pallet Label - (PTI).	290	Bakery/Deli Case Formatting - Hierarchy	320
Produce Shipments	291	Bakery / Deli Holiday Icon Labels	321

Table of Contents

Frozen Seafood Case Formatting - Hierarchy.	322
Frozen Seafood Case Formatting - Hierarchy.	323

Appendices

Appendix A: FedEx Labeling and PO Compliance	325
Appendix A: FedEx FAQ.	326
Appendix B: UPS Labeling and PO Compliance	327
Appendix C: ISTA Testing	328
Appendix D: Temperature Standards	333
Appendix E: Previous Updates	342
Appendix F: Walmart USA and Puerto Rico Case Labels.	345

FAQs and Glossary

General FAQs.	348
Plastic Bag Safety Labeling FAQs	349
Glossary	350

Contact Information

Walmart Supply Chain

Accounts Payable - Stores

479-273-4089

Accounts Payable - eCommerce

888-499-6377

ASN Requirements

479-273-8888

Carrier Relations

479-273-6554

EDI Help Desk

479-273-8888

Hazardous Materials Transportation

hazmat@wal-mart.com

General Supplier Information

Walmart Buyer

Item File Compliance (WERCS Support)

wmuscoitem@walmart.com

Walmart Retail Link Help Desk

479-273-8888

DSDC

dsdcsup@wal-mart.com

Routing Compliance

wmtgmt@wal-mart.com

Sam's Club Packaging

samspkg@samsclub.com

Traffic Analyst

479-277-9560

GS1 (Global Barcode Standards)

www.gs1us.org

GS1 Bill of Lading Guidelines

www.gs1us.org/industries/apparel-general-merchandise/workgroups/logistics

Direct Ship Vendor DSV Support

<https://Supplierhelp.walmart.com/s/>

Healthcare Distribution Alliance (HDA Guidelines for bar coding pharmaceutical)

www.hda.org/resources/hda-guidelines-for-bar-coding-in-the-pharmaceutical-supply-chain

FDA DSCSA (Drug Supply Chain Security Act)

www.fda.gov/drugs/drug-supply-chain-integrity/drug-supply-chain-security-act-dscsa

IATA and DOT – Pipeline and Hazardous Materials Safety Administration PHMSA eCFR website:

www.ecfr.gov/cgi-bin

Walmart Stores Packaging and Labeling

WMBarcodeLabeling@walmart.com

Walmart Stores Inbound Quality Managers

IQManagers@email.wal-mart.com

Walmart.com

DSV questions | Orange S2S labels

<https://Supplierhelp.walmart.com/s/contact>

Package Testing & Returns Drivers

RETURNSM23@walmart.com

Walmart.com Labeling

labeling@walmart.com

Vendor Compliance Charge-backs

vcompliance@walmart.com or
<https://portal.teamsupport.com/GECTransportation>

Walmart Canada Inbound Compliance

Walmart Canada Packaging and Labeling

CAIBC@email.wal-mart.com

Avery Dennison

Deborah Dresher: Miamisburg, Ohio, USA

deb.dresher@averydennison.com
937-865-2937

Mónica Rodríguez: Santa Rosa Jauregui, Qro México

monica.rodriquez@averydennison.com
442-229-5600 ext. 647

Shelly Yi: Suzhou, Jiangsu Providence, China

shelly.yi@ap.averydennison.com
+86-512-62628974

Palin Jiang: Nansha, Guangzhou, China

palin.jiang@ap.averydennison.com
+86-20-3930-6303

Wendy Chen: Fuzhou, Fujian Province, China

wendy.chen@ap.averydennison.com
+86-591-8397-7928

Nicole Zhang: Qingdao, Shandong Province, China

nicole.zhang@ap.averydennison.com
+86-532-8610-560

Walmart Retail Link Resources

Purpose of this Manual

This manual provides general case quality and case marking requirements for shipping domestic freight into Walmart Distribution Centers. While every effort has been made to provide a clear understanding of our shipping requirements, no single resource is capable of identifying every possible scenario. Use the following resources (found on Walmart Retail Link) to identify other requirements for specific product or technical information not addressed in this manual.

Walmart Secondary Packaging Standards

[Retail Link > Academy > Item Setup & Management > Packaging and Labeling > Packaging](#)

Transit Testing

[Retail Link > Academy > Ordering & Replenishment > Shipping, Routing, Packaging, Labeling > Transit Testing](#)

DSD (Direct Store Delivery)

[Retail Link > Academy > View All Courses> Setting Up Your Business> Setting Up Your DSD Digital Receiving Program](#)

DSDC

[Retail Link > Academy > Ordering & Replenishment > Walmart's Supply Chain](#)

EDI/ASN

[Retail Link > Apps > Filter Docs "E" > EDI-B2B](#)

Perishable (ZZZZ) ASN

[Retail Link > Apps > Filter Docs "ED" > EDI-B2B > Guides > Perishable ASN](#)

Fine Jewelry Quality Testing Manual

[Retail Link > Apps > Product Quality and Compliance>a5 Apparel Accessories Footwear Jewelry: Manuals and Tools>Performance Testing>Jewelry – Walmart USA Fine Jewelry Quality Testing Manual](#)

Fine Jewelry Product Development Manual

[Retail Link > Apps > Product Quality and Compliance>a5 Apparel Accessories Footwear Jewelry: Manuals and Tools>Technical Design>WM Fine Jewelry Product Development Manual](#)

Primary Packaging Tool Kits

[Retail Link > Docs > Filter Docs "P" > Packaging Tool Kits](#)

Sam's Club Packaging

[Retail Link > Filter Docs "S" > Sam's Club Packaging Standards](#)

Shipping and Routing

[Retail Link > Academy > Ordering & Replenishment > Shipping, Routing, Packaging, Labeling](#)

Supplier Quality Excellence Program (SQEP)

[Retail Link > Academy > Ordering & Replenishment > KPIs & Metrics > Supplier Quality Excellence Program \(SQEP\)](#)

UPC Requirements

[Retail Link > Academy > Item Setup & Management > Product Attributes](#)

US Product Safety and Compliance

[Retail Link > Academy > Getting Started > Ethics and Compliance](#)

Walmart Distribution Center Overview

This following pages include information and specifications for Suppliers shipping domestic merchandise through the Walmart Distribution Network. It is the responsibility of the Supplier to follow these requirements to help ensure that all packaging can sustain the distribution environment from the manufacturer all the way to the store shelf.

Walmart Ambient Networks

Walmart ambient distribution network includes the shipment of all items into distribution or fulfillment centers that do not require temperature control.

Regional Distribution Centers (RDCs)

RDCs process freight in full pallet quantity, individual conveyable case quantity, individual non-conveyable case quantity, and break pack quantity.

- Freight is designated as Staple Stock (held in DC inventory) or Distribution (flow through inventory).
- RDCs take advantage of high-speed conveyors and sorting equipment to move freight from the inbound receiving dock to a specific outbound store trailer quickly and efficiently. This network is designed to ship individual cases via conveyor from multiple induction points through a central merge station and onto the shipping trailer. Some RDCs utilize a higher level of automation including robotic handling technology.

Walmart has two basic types of RDCs

- Batch-processing centers where stores are grouped into batches for shipping.
- Door-per-store centers where a shipping door for each store is designated.

Import Distribution Centers (IDCs)

The IDCs process mainly floor loaded general merchandise freight received in ocean containers.

- Product may be unloaded from the container using clamp equipment. It is critical that the product is packaged properly to withstand multiple instances of clamping between unloading and shipping.

- After receiving the freight, cases are placed on pallets while in storage.
- Cases are cross-docked through the RDCs for shipment to the stores.
- To maximize shipments to the RDCs, cases are removed from the storage pallet and floor loaded to the RDCs.

Fashion Distribution Centers (FDCs)

FDCs combine the latest technology with proven processes to ship both full case and individual SKU to the store network via cross-dock through RDCs.

Direct Store Delivery Consolidation (DSDC)

A program developed to provide an efficient channel to replenish stores in less-than-case-pack quantities.

Consolidation Network - The Walmart consolidation network allows Suppliers to ship items intended for multiple locations into 1 central location for distribution throughout our network. Walmart will take care of the rest. This helps to lower transportation costs to empower EDLC and EDLP. There are 3 distinct types of GM consolidation centers in our network, and each type will have some unique requirements:

- **ACC (Automated Consolidation Center)** - The Walmart ACC uses advanced automation equipment to help move product to the correct distribution centers. The ACC is a high-speed facility designed to process full truckload quantity national orders. These orders are sorted and distributed to the correct Walmart DC.

- **MCC (Manual Consolidation Center)** - The Walmart MCC is a high-speed facility that sorts and distributes full truckload quantity national orders to the correct Walmart DC.
- **GMC (Traditional General Merchandise Consolidation)** - The Walmart GMC facilities sort small orders from multiple vendors to be distributed in full truckload quantities to our RDC network.

Jewelry - The Walmart Jewelry network is designed to efficiently flow small items with high value safely and efficiently from the Supplier to Walmart US Stores.

RX - The Walmart Prescription Drug network is a highly regulated supply chain that manages the receipt and distribution of all prescription drugs to Walmart US Stores.

Optical - The Walmart Optical network services the entire country to distribute prescription eye-wear to Walmart US Vision Centers, Sam's Vision Centers, Walmart Optical Labs (Including locations in Mexico), and other global locations.

Direct Store Delivery (DSD)

DSD is a method shipment that allows Suppliers to bypass the traditional Walmart Distribution Centers and deliver product directly to stores.



Walmart Distribution Center Overview

Walmart eCommerce Network (Walmart.com)

Walmart.com uses fulfillment centers to distribute product direct to consumers through sortable and non-sortable fulfillment centers, Walmart Fulfillment Services, and allowing Suppliers to drop ship product direct to the consumer (DSV).

Sortable FCs | Conveyable

Sortable FCs process freight at individual case quantities and break pack quantities. The shipping cases accepted here are those that can ride on a conveyor. These are referred to as “Sortable” FCs.

Conveyable cases and packaging can be subjected to heavy compression on the rollers and belts as well as vibration, abrasion, temperature and humidity changes during normal FC handling and processing. Conveyable cases and packaging must be able to withstand industry standard testing. Cases must stay intact and protect the merchandise within the case.

The preferred shipping method into the Sortable FCs is palletized. Approval for floor load or slip sheet (excluding parcel shipments) must be obtained through the Walmart Inbound Quality Senior Manager at logpkg@wal-mart.com

Non-Sort FCs | Non-Conveyable

Certain items may not be conveyable due to large size or unusual dimensions. For example, bicycles, outdoor furniture, lawnmowers, large TVs, tires, garden tools, and long rugs. These items exceed the maximum dimensions and weight for conveyable cases and are acceptable non-conveyable items. Such items will reside in our “Non-Sort” facilities or “Non-Con” FCs.

e-DCs

Walmart.com will also leverage existing network capabilities and may utilize FCs co-located within our RDC (Regional Distribution Center) facilities that also support Walmart Stores. The Walmart.com e-DCs are capable of supporting both Sortable and Non-Sortable items.

WFS (Walmart Fulfillment Services)

Walmart Fulfillment Services (WFS) provides customers a best-in-class fulfillment services experience. We leverage Walmart’s supply chain scale and world class operational excellence to enable our Seller community to lower fulfillment costs, improve conversion rates, and price items more competitively, improving both sales and ROI. These standards will provide our WFS sellers with the information and instructions required to maintain a successful relationship. Adherence to these standards will directly contribute to future success.

DSV (Drop Ship Vendors)

The Walmart DSV program is an opportunity for external vendors to partner with Walmart.com. Our DSV partners receive orders for their products that we offer on the Walmart.com website, and ships directly to our customers or local stores as part of the S2S (Ship to Store) program, upon receipt of an order.



Walmart Distribution Center Overview

Grocery Distribution Network

Grocery Distribution Centers (GDCs)

GDCs process palletized dry grocery and perishables (dairy, deli, frozen, meat, and produce).

- After receiving, pallets are stored in a reserve location until needed for order fulfillment.
- Completed store pallets are stretch-wrapped and loaded onto outbound trailers.

This network is considered a conventional warehouse distribution system. It has started to incorporate some Automatic Storage and Retrieval System (ASRS) technology, conveyors, and Automatic Depalletization/Palletization technology into the newest grocery DCs. These facilities may utilize a combination of pallet conveyance/lifting, case conveyance/lifting, layer clamping, case clamping, and automated palletizing to get freight through the facility.

Grocery Import Distribution Centers (GIDCs)

The GIDCs process freight in a similar manner to the standard GDC network, but receive only imported grocery products. The nature of this distribution network presents a few unique requirements.

GCC (Grocery Consolidation Center)

The Walmart GCC consolidates full pallets of grocery items that require cold chain compliance and handling. Pallets are consolidated in temperature controlled facilities and shipped on with other product to Walmart Grocery Distribution Centers.

Fresh Solutions Center (FSC)

The Walmart Fresh Solutions Centers (FSCs) are an important part of the cold chain environment for Walmart. The FSCs process fresh items that require cold chain compliance and handling. Fresh items are processed for further distribution into the Walmart Grocery Distribution Centers.





Supplier Quality Excellence Program (SQEP)

SQEP Introduction

To serve our customers right the first time, Walmart US Supply Chain (Omni-Channel) has launched the Supplier Quality Excellence Program (SQEP) to become the best-in-class supply chain. SQEP will obtain best-in-class status through defect elimination, value-added services and a zero based mindset. The purpose of this program is to evaluate, measure and monitor Suppliers inbound quality in order to:

- Exceed customer satisfaction
- Improve end to end accuracy and visibility
- Drive continuous improvement towards Perfection
- Implement First Time Quality (FTQ)
- Reduce operational costs

SQEP will be applicable to all Walmart US distribution networks including eCommerce Fulfillment Centers. SQEP is going to establish End to End Quality by Pursuing Supplier compliance.

Excellence in the receiving process for the four rights, which are:

- Right Item
- Right Condition
- Right Invoice
- Right Time

Through SQEP Suppliers will be **required** to strictly comply to Walmart Standards and drive continual improvement against identified opportunities. The Suppliers may be **required** to offset any additional costs against non-compliance to Walmart US Supply Chain Standards for Inbound Receiving (a.k.a. Packaging Guidelines).

Important Dates

Supplier Quality Excellence Program will be rolling out as per below schedule:

PHASE 1b	PO Accuracy	Q1 - FY22
PHASE 1c	ASN	Q2 - FY22
PHASE 2	Barcodes and Labeling	Q3 - FY22
PHASE 3	Pallet, Load, Packaging Quality and Prep (eCom)	Q4 - FY22
PHASE 4	Scheduling and Transportation	TBD

NOTE - Details on additional phases will be published in future standards updates.
For more information visit https://wmgbbs-support.custhelp.com/app/retail_link

Phase 2 barcode and labeling must comply with all barcode and labeling standards contained within this set of standards

Walmart US Supply Chain Standards for Inbound Receiving

PHASE 1 - PO Accuracy

Defect Description	Defect Definition
Overage	PO line shipped exceeds quantity ordered.
Canceled PO	Supplier ships against a PO after it has been canceled.
Canceled Line	Supplier ships against a line item after it has been canceled.
Item Not on PO	Item shipped does not match item on PO.
Wrong Pack	Vendor pack Quantity shipped does not match vendor pack quantity on PO.
Recall/Withdrawal	Item has been recalled, removed, etc.
Date Issue	Item violates the outlined date requirements.
Not Walmart Freight	Supplier shipped non-Walmart freight.
No ASN	DSDC Only - ASN Label Not Present on Case.
ASN Not Downloaded	DSDC Only - No ASN Sent / ASN failed to download.
ASN Mismatch	PO Lines where ASN is present but ASN QTY and Received QTY do not match
Rework	Item is relabeled, polybagged, boxed, taped, or other rework incurred at the DC.
Allocation issue	Sort vs non-sort or assigned to incorrect Store.
Imagery	Dotcom only - Incorrect or incomplete item depiction on portal.
Item Set up	Missing, incomplete, or inaccurate setup information that prevent timely receipt.
Parent-Child	Child UPC not linked or incorrectly linked to Parent UPC.

Supplier Quality Excellence Program (SQEP), cont...

Phase 2 - Barcode and Labeling

SQEP Phase 2, Barcode and Labeling, Suppliers must comply with all published barcode and labeling standards within this document. The defect descriptions and definitions below provide general guidance on how defects are calculated, and these defects will be measured against the standards published within this document.

Phase	Defect Description	Defect Definition
2	Barcode Compliance	Wrong Format, Incorrect Quantity, Incorrect Barcode, or other barcode defects
2	Label Compliance	Incorrect Quantity, Missing/Incorrect Description, Item #, or Vendor Stock #, or other labeling defects
2	Hazmat Compliance	Hazmat label missing/covered

Phase 3 - Packaging, Pallet Compliance, and Load Quality

SQEP Phase 3, Packaging, Pallet Compliance, and Load Quality, Suppliers must comply with all published Packaging, Pallet, and Load Quality standards within this document. The defect descriptions and definitions below provide general guidance on how defects are calculated, and these defects will be measured against the standards published within this document.

Phase	Defect Description	Defect Definition
3	Packaging Compliance	Weak packaging/glue/tape, poor perforations, Missing tray/lid, loose wrap, undersized/oversized case, selling units not secured, or other packaging defects
3	Pallet Labeling	Missing shipping label or other pallet labeling defects
3	Pallet Securement	Poor securement, bagged item, missing tray, or other pallet securement defects
3	Pallet Build	Pallet overhang, excessive height, or other pallet build defects
3	Pallet Quality	Non-compliant with Grade A standards, non-compliant size, or other pallet quality defects
3	Load Stability	Shifted, unstable, not palletized, or other load stability defects
3	Load Segregation	Segregation by PO Type, PO, Item, or other Load Segregation defects

General Specifications

To ensure packages get to either the Walmart DCs or FCs and to customers in good condition, Walmart has developed the following corrugated board specifications to help maximize the product packing process and minimize damage. The corrugated box chosen must be able to withstand the entire shipping cycle and still retain its protective qualities.

Material Testing

Material testing is critical. Case packs must follow liner weights and box burst tests indicated in Rail Rule 41, using the table on the following pages for minimum requirements. Most large-scale corrugated manufacturers have testing capabilities, either in-house or outsourced.

Gross Weight Limit

Specifies the maximum weight the completely packaged box can contain. This weight limit is published and recognized by the National Motor Freight Industry, and is tailored to full truckload and less than truckload carriers.

Specifications for Corrugated Boxes

The chart on the following pages establishes a minimum standard burst test or ECT (edge crush test), depending on the certification test method utilized by the box manufacturer.

These specifications are derived from the National Motor Freight Classification: Item 222. It is the Suppliers responsibility to adequately test and maintain documentation that the boxes produced meet or exceed the strength test certified in BMC printed on the box.

200# Mullen board grade - required

Palletized displays must be produced with a minimum of 200# Mullen Board grade.

Caliper Specifications

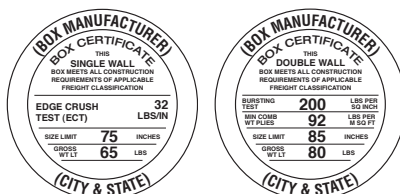
A caliper is a commonly used measurement for corrugated packaging and is a good predictor of performance.

The chart of industry-standard calipers on the following pages is to be used as a target for caliper and flute formation for the commonly used corrugated flute types: **A, B, C, B/C, A/C**.

This chart is not all encompassing as there are a variety of flute types. It is intended to focus on the most commonly used types for shipping cases and displays.

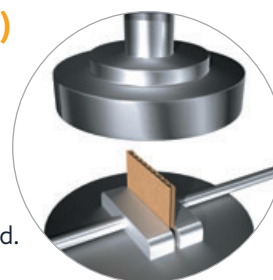
Box Maker's Certificate (BMC)

A BMC is **required** to be printed on all corrugated cases. The BCM strength should be appropriate for the product weight with a minimum rating of 200 lbs. per square inch.




Edge Crush Test (ECT)

A corrugated board test to determine the force that will crush a standard-sized board standing on an edge. ECT indicates the probable compression strength of the container made from the board.



Mullen (Burst) Test

A corrugated board test to measure the pressure required to puncture a sheet of corrugated-board as an indicator of its load carrying capacity under specific conditions.



Example (reference chart on following page):

Master Case + Contents = 57 lbs
Measures 39 in + 23.6 in + 18 in = 80.6

1. Using column 2, the correct max loading item is 66-80 lbs.
2. The total girth of this case is 80.6 in. NOTE: this moved to the next higher column as it exceeds the max 75 in. scale.
3. The correct minimum corrugated rating is 250 psi burst strength or 40 ECT.
4. You may achieve the correct corrugated rating using a number of different flute sizes and combinations. Use the charts on the following pages to determine an acceptable combination.

General Specifications, cont...

Max. weight of box and contents (lbs.)	Max. outside dimensions (length + width + depth) in inches	Min. combined weight of facings, including center facings of double wall and triple wall board (lbs. per 1,000 sq. ft.) Min. combined weight of plies, solid fiberboard, excluding adhesives (lbs. per 1,000 sq. ft.)	Min. burst test, single wall or solid fiberboard (lbs. per sq. inch) Min. puncture test, triple wall board (inch oz. per inch of tear)	Min. edge crush test (lbs. per inch width)
SINGLE WALL CORRUGATED FIBERBOARD BOXES				
65	75	84	200	32
80	85	111	250	40
95	95	138	275	44
120	105	180	350	55
DOUBLE WALL CORRUGATED FIBERBOARD BOXES				
80	85	92	200	42
100	95	110	275	48
120	105	126	350	51
140	110	180	400	61
160	115	222	500	71
180	120	270	600	82
TRIPLE WALL CORRUGATED FIBERBOARD BOXES				
240	110	168	700	67
260	115	222	900	80
280	120	264	1100	90
300	125	360	1300	112
SOLID FIBERBOARD BOXES				
20	40	114	125	N/A
40	60	149	175	N/A
65	75	190	200	N/A
90	90	237	275	N/A
120	100	283	350	N/A

General Specifications, cont...

Corrugated Material Caliper Specifications in SAE and Metric (Mullen)

1. Allow .015 cm less than normal for printed areas.
2. Where not specified, medium weight is 30# per msf or 147 grams per square meter.

Single wall board grade		A-flute		B-flute		C-flute	
Lbs.	Kg/cm	In	Cm	In	Cm	In	Cm
125#	8.8	.193	.495	.113	.290	.151	.387
150#	10.5	.195	.500	.115	.295	.153	.392
175#	12.3	.199	.510	.119	.305	.157	.392
200#	14.1	.201	.515	.121	.310	.159	.408
200# + 33# medium	14.1 + 161 GSM medium	.204	.523	.123	.315	.162	.415
200# + 36# medium	14.1 + 176 GSM medium	.206	.528	.124	.318	.164	.421
200# + 40# medium	14.1 + 195 GSM medium	.207	.531	.125	.321	.165	.423
250#	17.6	.207	.531	.127	.326	.165	.423
250# + 33# medium	17.6 + 161 GSM medium	.210	.538	.129	.331	.168	.431
250# + 36# medium	17.6 + 176 GSM medium	.212	.544	.130	.333	.170	.436
250# + 36# medium	17.6 + 195 GSM medium	.213	.546	.131	.336	.171	.438
275#	19.3	.213	.546	.133	.341	.171	.438
275# + 33# medium	19.3 + 161 GSM medium	.216	.554	.135	.346	.174	.446
275# + 36# medium	19.3 + 176 GSM medium	.218	.559	.136	.349	.176	.451
275# + 40# medium	19.3 + 195 GSM medium	.219	.562	.137	.351	.177	.454
350#	24.6	.223	.572	.143	.367	.181	.464
350# + 33# medium	24.6 + 161 GSM medium	.226	.579	.145	.372	.184	.472
350# + 36# medium	24.6 + 176 GSM medium	.228	.585	.146	.374	.186	.477
350# + 40# medium	24.6 + 195 GSM medium	.229	.587	.147	.377	.187	.479

Double wall board grade		B/C-flute		A/C-flute	
Lbs.	Kg/cm	In	Cm	In	Cm
200#	14.1	.258	.662	.338	.867
275#	19.3	.264	.677	.344	.882
350#	24.6	.274	.703	.354	.908
500#	35.2	.294	.754	.374	.959
600#	42.2	.308	.790	.388	.995

Conveyable and Non-conveyable Cases

Conveyable Shipping Cases

(Vendor Pack Cases)

Packaging and pallet formation must enable product to move successfully from the Supplier to the store shelf through the most efficient distribution process available. Where conveyors and/or robotic technology are used, the product will be clamped and/or conveyed to maximize operations within the distribution center.

Minimum requirements

5" L x 3.5" W x 2" H (minimum 1 lb.)

Maximum requirements

48" L x 23" W x 30" H (maximum 60 lbs.)

Conveyable cases and packaging can be subjected to heavy compression on rollers and belts as well as vibration, abrasion, temperature, and humidity changes during normal DC handling and processing. Conveyable cases and packaging, other than glass items, are **required** to be able to withstand a 3-foot drop test.

Conveyable Warehouse Packs

(Inner Packs)

If the warehouse pack meets the conveyable case requirements, every effort should be made to set the item up with the buyer as a case pack. It is very inefficient for the DC to handle conveyable freight through the break pack process.

NOTE - Refer to the "Fragile Product Packaging" section of this guide for additional requirements on fragile items.

Conveyable Cases and Packaging

- Cases are **required** to be free of protrusions on the outer packaging.
- Avoid round or irregular cases or vendor packs.
- Items are **required** to be tightly secured within their corrugated case or tray with minimal head space to prevent shifting during handling.
- It is **required** that hazardous and liquid material must be secure enough not to leak if the packaging breaks.
- A Supplier's internal barcode label should not be placed on the top of the case as it may interfere with the conveyor's scanning equipment and is **NOT ALLOWED** to cover any case ITF-14 barcode.
- Avoid using plastic wrap or labels that are highly reflective.
- Black corrugated material and black plastic film are **NOT ALLOWED**.
- Cases should be stacked on the pallet in the conveyable orientation.
- Avoid pack configurations with an aspect ratio greater than 1.6 (h/w).
- 2" sidewalls are required (3" or up to the neck of the container is required for glass items) and no loose plastic or loose ends (plastic must be thick enough to avoid tearing or pulling loose on the conveyor). Corrugated board or paperboard sheets with no sidewalls are **NOT ALLOWED**. Lateral support is necessary.
- Conveyable cases not properly packaged negatively impact the speed and efficiency of freight flow through the DCs. Poor or insufficient packaging will increase overall Supplier costs by adding delays to the store and additional case handling into the shipping process, thereby reducing supply chain efficiency.

ISTA 3A testing is highly recommended to evaluate the packaging of your conveyable case.

Non-conveyable Cases

While conveyable cases are preferred, not all cases and packaging can be conveyed in Walmart RDCs.

Some items are naturally too large or awkward to be conveyable; for example, bicycles, outdoor furniture, lawn mowers, large TVs, tires, garden tools, and long rugs. These items exceed the maximum dimensions and weight for conveyable cases but are acceptable non-conveyable items.

The maximum height for a pallet pull is 85" without a pallet. This is also the maximum height when creating a configuration for a pallet pull item. A pallet pull is an item that is shipped to stores as an entire pallet. **The maximum height for non-conveyable cases with a pallet is 90".**

NOTE - Do not ship cases of merchandise in metal racks or metal crates without the written approval of Walmart Supply Chain.

Straps and Bands

Straps or bands for vendor packs must be tight on the case and not loose, which can lead to damage to conveyors. Metal banding and clasps are not acceptable. Banding together multiple vendor pack cases is **NOT ALLOWED**.

Straps and bands are allowed on produce pallets and non-conveyable items such as swing sets, tables, or other heavy merchandise over 55 lbs.

NOTE - Straps or bands are NOT ALLOWED on conveyable merchandise shipped to the eCommerce Network.

Edge Casters or Wheels

Edge casters or wheels integrated into cases that meet conveyable guidelines are **NOT ALLOWED**. Edge casters or wheels on all non-conveyable cases must be approved by the Walmart Inbound Quality Senior Manager for Packaging before use. Send request for approval to logpkg@wal-mart.com



Source Sustainably
Get credit for improving your packaging by joining Project Gigaton.

Case Quality

Adhesives

Corrugated box flaps are **required** to remain secure with an adhesive that can withstand automated/conveyable handling, compression, humidity, and a range of temperatures.

Sealing and Opening Cases

Case flaps are **required** to be securely sealed using adequate glue or tape. Use water resistant tape for cold/wet perishable and freezer items. For heavy merchandise, use tape with reinforcing fibers along all seams.

- Avoid large gaps between case flaps. Gap flaps larger than 1" are **NOT ALLOWED** on any side of the case.



Paper sealing tape

Full length of all outer seams securely sealed with strips not less than 2" (50mm) wide.



Reinforced tape

Full length of all outer seams securely sealed with strips not less than 2" (50mm) wide.



Pressure-sensitive tape

Full length of all outer seams securely sealed with strips not less than 2" (50mm) wide. Tape must not be less than 2 mils thick.

Vibration and Abrasion

Because containers will ride several miles of rollers and belts on the conveyor system, quality packaging is **required**. This is particularly important for:

- Heavy merchandise with relatively small footprints that concentrate pressure on a very small area of the container.
- Containers using shrink-wrap or stretch wrap for containment.
- Items packaged in glass containers.

Container Surface

All cases and packaging surfaces are **required** to be flat and strong enough to support their weight and the weight of other cases placed on top without distortion, deflection or bending.

Avoid placing products that taper towards the top in trays.

This creates an uneven surface for stacking. An example is a wide bottle with a narrow neck.

- Bottom of cases are **required** to have a flat and smooth surface.
- Bulging in cases due to over-packed contents or collapsing due to excessive air space is **NOT ALLOWED**. Surfaces are **required** to extend no more than 0.25 inches from flat.
- Cases are **required** to be properly sized to contain the product.



ACCEPTABLE

Flat, smooth surfaces



NOT ACCEPTABLE

Bulging, collapsing, or otherwise uneven surfaces



Optimize Design
Get credit for improving your packaging by joining Project Gigaton.

Case Quality, cont...

Compression

Cases are **required** to be able to withstand side-to-side and end-to-end compression that normally occurs on a DC conveyor and automation system. Reduce airspace within a case to avoid product damage. If your product is packaged in perforated cases, ensure they comply with the proper compression standards. Chipboard is not acceptable corrugated material for vendor pack cases.

Perforated Cases

Perforated cases are **required** to be able to withstand warehouse handling, including conveyors and automation, without damage. Passing a 3-foot drop test without failure is a good rule of thumb to gauge success.

Case Orientation and Liquids

Stack cases in the proper orientation that aligns with the vertical flute direction of the corrugated material for optimal stacking strength.

Suppliers are **required** to mark all liquids with “THIS SIDE UP” and a directional-arrow graphic to indicate the proper case orientation on a minimum of two sides.

NOTE - Arrows are required on liquids, hazardous materials, and fragile items.

Case and Pallet Handling Markings

Case exteriors should be marked with only the applicable symbols or icons. These symbols will help the shipper, DCs, and stores to determine the proper handling necessary for the shipping case to arrive at its destination in good condition. Graphics and descriptions must be large and easy to read. Additional case markings may be **required** by the Walmart Private Label Packaging Team.

Openings, Gaps, and Windows

Any openings or windows on a case are **required** to be capable of being used as hand holds during the order fulfillment process. Any openings in shrink-wrap must fully contain the product within the case or tray. Avoid large gaps between case flaps. Flap gaps of greater than 1" are **NOT ALLOWED** for any side of the case.

Open-top cases that are not secured with a lid or plastic shrink film are **NOT ALLOWED**. The only exceptions are perishable items shipped in an RPC or produce trays with a 5-down footprint.

If a lid is used to contain product in a case, the lid is **required** to be secured to the case.

In general, holes in the corrugated board should be minimized in order to maintain the structural integrity of the case and balanced for any temperature and humidity control **required** to maintain product quality.

Product with Pop-Off Tops

Due to damages to product/containers that have pop-off tops such as, but not limited to, quart/gallon paints, primers, gloss and rubber coating, these items are **NOT ALLOWED** to be shipped to any Sortable or Non-Sortable Fulfillment Center (eCommerce Network). Failure to adhere to this policy may result in a chargeback to the Supplier.



KEEP AWAY
FROM HEAT



KEEP AWAY
FROM COLD



FRAGILE
HANDLE WITH CARE



HANDLE WITH CARE



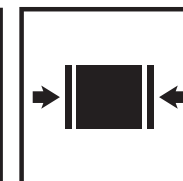
RECYCLE



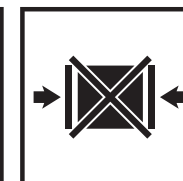
KEEP DRY




FOR ITEMS OVER 50 lbs
DO NOT LIFT ALONE



CLAMP AS INDICATED



NO CLAMP



THIS SIDE UP



Optimize Design
Get credit for improving your packaging by joining Project Gigaton.

Case Quality, Shrink Wrap Items

Shrink-wrapped Trays (Heat Shrink Plastic)

Cases may be contained with shrink-wrap as long as the mil (thickness) can withstand abrasion, stacking, or protrusions encountered in normal handling, conveying, loading, and unloading. The case base and top are **required** to be continuous, flat surfaces on all sides. Corrugated trays are **required** to have a minimum 2" high side wall and 3" for glass products. Plastic is **required** to fit tightly around the case with no loose ends. Pack sizes with an aspect ratio (height/width) greater than 1.6 are **required** to ship in a full corrugated case. Product shipped in trays is **required** to be weight bearing. Transparent film is preferred.

Unsupported Shrink-wrapped Items

Items that are not contained within a 2" side wall, or higher, tray are considered unsupported shrink wrap items. All shrink pack items are **required** to have a flat top and bottom. When shipping an unsupported shrink pack item that does not have flat surfaces on all sides, a tier sheet is **required** to be placed between each layer including between the bottom layer and the pallet. The tier sheet allows for automated depalletization of product within our distribution centers. Items that ship as a full pallet pull are exempt from this requirement.

Supported Shrink-wrapped Items (Shrink-wrapped Trays)

When **required**, a corrugated tray is **required** to have a minimum 2" high side wall and 3" (or to the neck of the bottle) for glass products. Corrugated trays are used to help with automation and conveyance through our distribution centers. The tray will help contain products and protect them from damage that occurs during conveyance. Granule Bags (such as flour or sugar) are **required** to be placed in a tray for conveyance within the distribution centers.

Shrink Pack items that DO NOT Require a tray

- Refrigerated/frozen items
- Items with all flat surfaces (ie. corrugated cartons shrink wrapped together with no gaps)
- Full pallet pull items
- Items that do not meet conveyable package size or weight requirements

■ A corrugated tray is **required** for all shrink pack items not listed in the above chart.

NOTE - A tier sheet is **required** between all shrink pack layers when palletized. This includes a tier sheet between the bottom layer and the pallet. Items with all flat surfaces, supported in a tray, or full pallet pull items are exempt from this requirement.

NOTE - Refrigerated/Frozen suppliers must be in compliance with tier sheet shrink wrap requirement no later than 07/01/22



Unsupported shrink pack
(all flat surfaces)



Unsupported shrink pack
(irregular surfaces)



Supported shrink pack
(tray)

Shrink Wrap Items can be identified by the bullet hole, or seams, on each end of the carton.

Pack Types

Case Handling

The physical appearance and structural integrity of the shipping case are as important to our customer as the commodity itself. It is the responsibility of the Supplier to ensure proper packaging and pallet formation will protect the product as it moves throughout the supply chain.

General corrugated box construction/design should follow the guidelines and recommendations found on ASTM D5118 at www.astm.org and within the Fibre Box Handbook at www.fibrebox.org.

Familiarize yourself with the following pack types and case specifications to ensure efficient processing.

Vendor Pack

- Packages shipped from the Supplier to the DC as specified on the PO.
- Quantity is expressed as the total number of selling units in the case shipped to the DC.

Warehouse Pack

- Packages shipped from the DC to stores.
- Quantity is expressed as the total number of selling units in the configuration the DC ships to the store.
- Warehouse pack is not used within the eCommerce environment.

Parent/Child Assortment is a mix of items within a vendor pack containing a Master Item/UPC (Parent) that represent multiple unique item numbers with a variety of color and sizes (child).



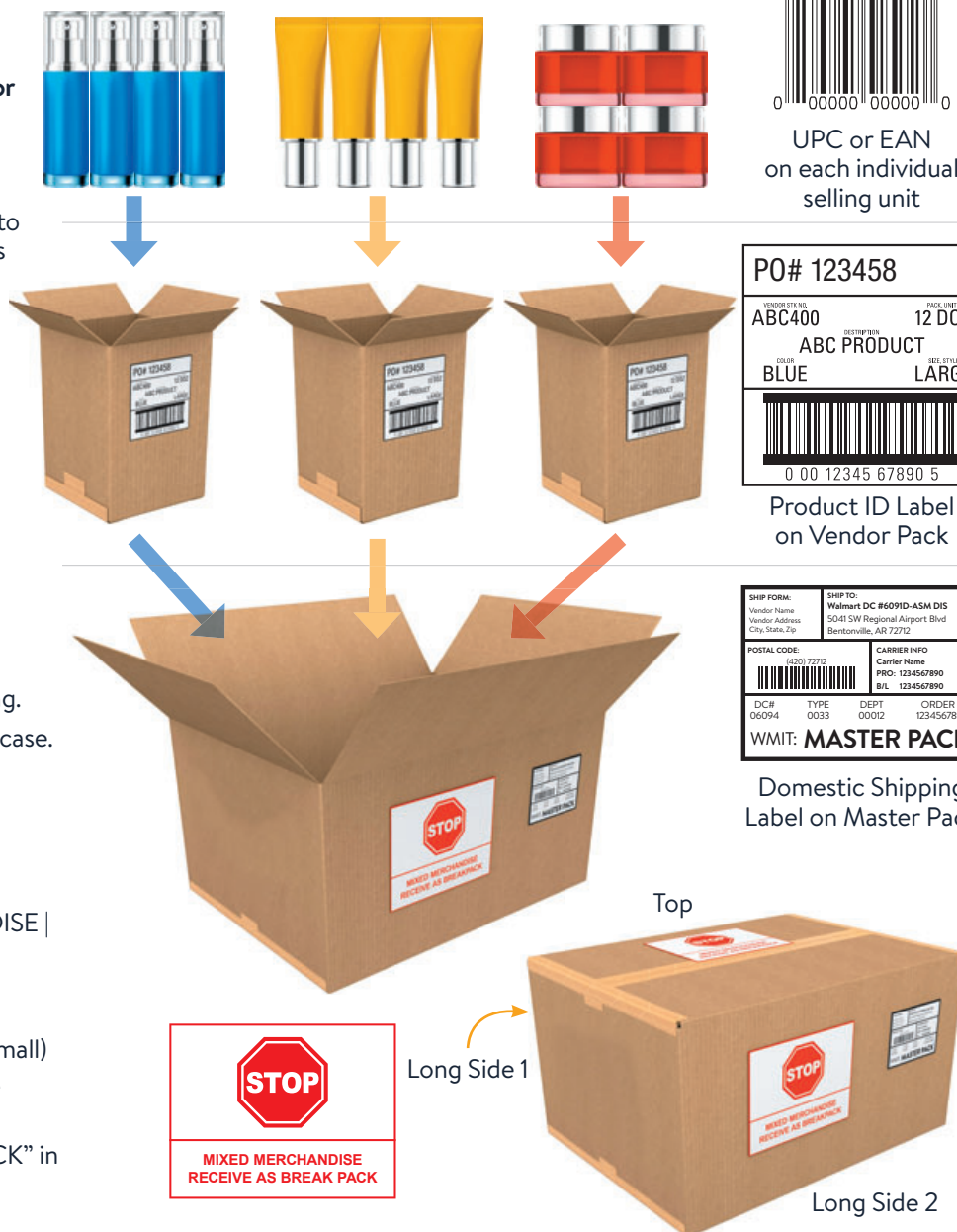
Pack Types Continued

Master Pack

- Packages shipped from the Supplier to a DC with multiple vendor packs inside one case is **NOT ALLOWED**.
- Master packs are allowed in **eCommerce network with prior approval only**. Contact the Packaging/Labeling team at labeling@walmart.com for approval.

Mixed Master Pack

- A Mixed Master Pack is a package shipped from the Seller to the Fulfillment Center that contains multiple Vendor Packs inside a single case.
- It is not recommended to ship in Mixed Master Packs. Purchase orders are written specifying the number of Vendor Packs ordered and that should be the quantity configuration.
- To ship in a configuration different than what the PO specifies may result in delayed payment, claims, wrong quantities to customers, delayed processing, product refusal and many other issues.
- Within eCommerce environment smaller items may **require** mixed master packing. If your vendor pack does not meet the minimum conveyable sort requirements you are **required** to contact the Packaging/Labeling Team at: labeling@walmart.com for approval of mixed master packing.
- Supplier is **required** to apply three “STOP labels” to master case.
 - One on each Long Side
 - One on top
 - At least one “Stop label” is **required** to be placed near the domestic shipping label
- “STOP labels” are **required** to:
 - Use the following language: “STOP | MIXED MERCHANDISE | RECEIVE AS BREAKPACK”
- “STOP labels” are recommended to use:
 - Font: **Arial Bold** | Minimum of 48 pt | **ALL CAPS** (smaller font may be used if master case is prohibitively small)
 - Use Red Ink on a White Background (Black Ink on a White Background is acceptable)
- Domestic Shipping Label is **required** to state “MASTER PACK” in WMIT Field



UPC or EAN
on each individual
selling unit

Selling Unit

Selling unit must be individually packaged (polybag or case) and placed within the corresponding vendor pack.



Product ID Label
on Vendor Pack

Vendor Pack

Each vendor pack is **required** to contain applicable case markings (Product ID info) and GTIN14 barcode. If possible – include WMIT



Domestic Shipping
Label on Master Pack

Master Case

Barcodes other than the Postal Code are **NOT ALLOWED** on the Domestic Shipping Label for Master Packs.

Combining multiple POs within the same Master Pack case is **NOT ALLOWED**.

“STOP label” is **required** to be clearly indicated on or alongside the domestic shipping label.

“STOP label” is **required** to be included on the two long sides of the Master Pack case.

Case Pack vs Break Pack

Case Pack

- Matching vendor pack (shipping case) and warehouse pack (inner pack) quantities.
- The store receives the entire case quantity.

All cases shipping into the GDCs are required to be case packs. The GDCs do not have a break pack process.

NOTE For eCommerce only: If the customer is expected to receive the entire case, then it is required to be set up as 1/1 where "1" represents the number of selling units.

eCommerce shipments should contain warehouse pack quantities at the selling unit level (1). An exception may be made in the event the items are "Shared" with Walmart Stores.

Example: Case pack
Store or Fulfillment Center receives: 1 case of 48




Store and eCommerce Networks
Vendor Pack = Qty 48
Warehouse Pack = Qty 48

Break Pack

If it is not practical to ship an item to the stores and fulfillment centers in a full case pack quantity and/or the vendor pack case is too small to be conveyable, your buyer should create the item as a break pack.

- A break pack item is any item with a vendor pack quantity that is larger than the warehouse pack quantity.
- These items are ordered from the Supplier in the vendor pack quantity.
- Within the vendor pack, the Supplier is **required** to securely pack the merchandise according to the warehouse pack quantity.

Example: Break pack = 4 Warehouse packs
Store receives: 1 warehouse pack = 12 selling units
Fulfillment Center receives: 1 Vendor Pack = 48 Selling Units (not Ideal for eCommerce Network)



Store Networks - Vendor Pack = Qty 48
Warehouse Pack = Qty 12
eCommerce Network - Vendor Pack = Qty 48/
Warehouse Pack = 48

- The warehouse pack is **required** to be contained so that the picks do not come loose during the order filling process. If picks collapse and do not remain as a rigid item during handling, this leads to increased handling costs, damages and delays to stores.
- Break pack items should not exceed 22" X 14" X 16". Approval is **required** for oversize breakpack items. Please contact the Walmart Inbound Quality Senior Manager at logpkg@wal-mart.com.

Avoid plastic or cardboard bands or sleeves.

- The store receives the warehouse pack in a larger box packed by the DC with other break pack items.

Items that do not meet the minimum conveyable case dimensions of 5" long x 3.5" wide x 2" high and weigh less than 1 lbs. may have to be created as a break pack item.

Example: Break pack = 4 Warehouse packs
Store receives: 1 selling unit only
Fulfillment Center receives: 4 selling units



Store Networks - Vendor Pack = Qty 4
Warehouse Pack = Qty 1
eCommerce Network - Vendor Pack = Qty 4/
Warehouse Pack = 4

Conveyable Inner Packs and Plastic Bags

Inner packs are warehouse packs that will be broken out and sent to individual stores by the DC or to individual customers by the FC. Inner packs must be properly secured so the single selling units do not come loose during the order fulfillment process. Plastic or cardboard bands or sleeves are not recommended.

Inner Pack Structural Recommendations

- Inner packs can be subjected to suction of 5 psi over 7 in².
- Avoid macro-scale holes in surfaces of packaging, which can interfere with suction picking process.
- Cases should have flat, sturdy tops with flaps that meet and smooth bottoms.
- Lids should be secured to body of inner pack.
- Ensure containment of selling units within inner pack.
- Inner packs should be able to be engaged as individual units to be picked and separated.
- Product can shift and dislodge if not designed properly.
- Avoid excess glue sticking out from closures.
- Avoid rubber bands, paper-based sleeves, plastic sleeves.
- Black corrugated material and black plastic film and are **NOT ALLOWED**.

Polybags for Inner Packs

Polybags may be used for inner packs. The polybag is **required** to be sealed shut so the product does not fall out of the bag during the order fulfillment process. Hangers are **required** to be fully enclosed within the polybag for all apparel items that include a hanger.

Inner polybags for apparel are **required** to be clear polyethylene of at least .75 mil thickness with the following specs:

- Low density polyethylene bags are **required**. Walmart encourages the use of Post-Consumer Recycled Content.
- Use only medium slip, high anti-block (a super floss additive that prevents polybags from sticking together).
- No BHT (BHT is butylated hydroxytoluene and prevents garments from yellowing).
- Polybags must be puncture resistant.
- Imports – PE 04 polyethylene bags are acceptable.
- Polybag packs for the eCommerce network will always be **ONE**. Placing more than one selling unit in a single polybag is **NOT ALLOWED** in the eCommerce network.
- Polybags that are **NOT ALLOWED** include dry cleaner bags, import polybags made from polypropylene (PP).

General Polybag Requirements

ALL PRODUCTS (except toys) - Plastic bags with a thickness less than one mil (0.001 inch) that have an opening size of 5" or more are **required** to have the following warning.

WARNING: To avoid danger of suffocation, keep this plastic bag away from babies and children. DO NOT use this bag in cribs, beds, carriages or playpens. This bag is not a toy.

If the total length and width when added together is greater than 40", this warning or an equivalent warning is **required** to repeat at 20" intervals.

The warning is only **required** to be printed in English if all other labeling is only in English. However, if any labeling text (warning, quantity statements, declarations of responsible party, etc.) is translated, all regulatory information is **required** to be translated.

NOTE - Hangtags for apparel garments should be visible through polybag.

When possible, ensure eCommerce apparel items do not measure greater than 20" x 14" x 2".

Conveyable Inner Packs and Plastic Bags, cont...

Toy Products

Total length and width of bag (added together)	Size of print
60 inches or more	at least 24 point
40 to 59 inches	at least 18 point
25 to 39 inches	at least 14 point
Less than 25 inches	at least 10 point

Plastic film bags and flexible plastic sheeting are **required** to be at least 1.5 mil (0.0015 in./0.0381 mm) in nominal thickness, but the actual thickness must never be less than 1.25 mil (0.00125 in./0.03175 mm). Therefore, flexible plastic used with toys cannot be thin enough to require the state warning label.

To assist in your determination of a toy, the Walmart Product Safety and Regulatory Compliance Standards Team has developed a variety of pictorial guidance and decision trees, available on Walmart Retail Link: [Retail Link > Site Map > Product Safety and Compliance Library](#)

Any merchandise that is not completely enclosed in packaging is **required to have a sealed polybag to protect the item. Items with no packaging are **NOT ALLOWED**.**



Open box, no polybag
NOT ALLOWED



CORRECT
Product sealed
in a polybag

Polybags for Blankets, Comforters, and Pillows - eCommerce Only

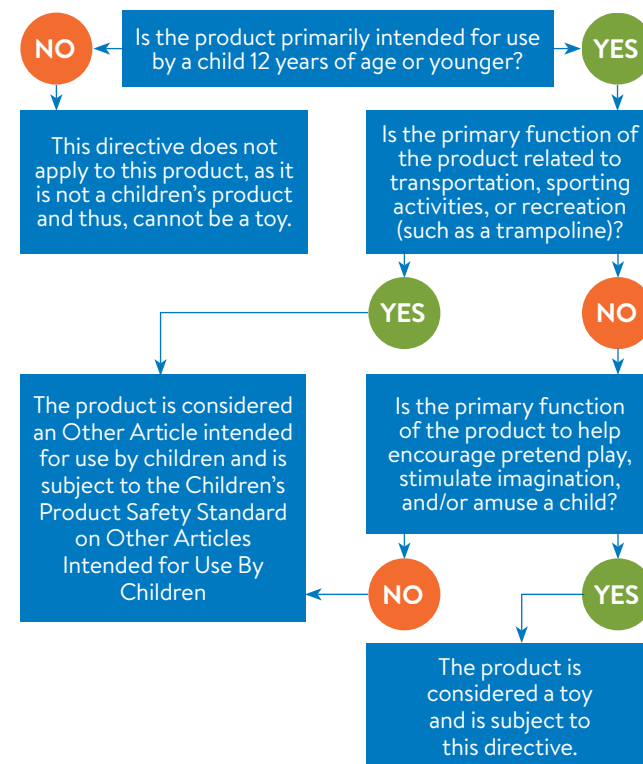
- Blankets, pillows, and comforters are **required** to be in individual polybags.
- Comforters are **required** to be in polybags and placed in a case.
- The front of the polybag is **required** to have UPC-A barcode at the bottom right.

Polybags for Rugs, Mats and Mattresses eCommerce Only

- Rugs and mats are **required** to be rolled and placed into a polybag as an individual selling unit.
- Polybag is **required** to be clear or white.
- Material is **required** to be 3 mil thick or greater.
- Polybag is **required** to be sealed.
- UPC-A barcode is **required** on the outside of the polybag.

Polybags for All Softlines - eCommerce Only

- Merchandise in which the material is a fabric is **required** to be contained within its own case or sealed polybag.
- Polybag packs are **required** to be 1/1 (selling unit only). More than one item in a polybag is **NOT ALLOWED**.
- Examples include, but are not limited to: Apparel, plush toys, pillows and sheets



Authority

- Massachusetts – 105 CMR 630.000
- New York – 10 NYCRR § 12.12
- Rhode Island – R.I. Gen. Laws § 11-9-16
- California – Cal Bus & Prof Code § 22200
- ASTM F963

Questions: See the Appendices for plastic bag FAQs.
Submit questions to: gmcomply@walmart.com.



14-digit Case GTIN (ITF-14) Barcode

14-digit case GTIN Interleaved 2 of 5 Barcode

Walmart **requires** the 14-digit case GTIN on all vendor pack cases that contain multiple selling units when shipping to Walmart Regional Distribution Centers, Grocery Distribution Centers, Specialty Distribution Centers, Fashion Distribution Centers, and Import Distribution Centers.

- All PDQ displays that are packed with multiple quantities of the same item are **required** to have two 14-digit case GTIN interleaved 2 of 5 barcodes.
- All PDQ displays packed with assorted multiple items are **required** to have a unique assortment 14-digit case GTIN and two interleaved 2 of 5 barcodes.
- UPC and print-and-apply barcodes are **required** to meet or exceed the ANSI standard grade B or higher. Barcodes printed directly on the corrugated board are **required** to meet or exceed the ANSI standard grade C.
- GTIN is **required** to be compliant with the GS1 Standard. Minimum Allowable Size for GTIN is 3" in length and 3/4" in height.
- White Space (also referred to as Quiet Zone) is **required** on each end of the printed GTIN. Minimum of 0.25" of white space is **required** on the left and right side of the printed bars. This minimum space requirement is proportional to the overall size of the bar code. Refer to GS1 for additional detail.
- Bearer Bars around GTIN Barcode are recommended.
- GTIN placement is **required** to be at least 3/4" from the edge of the case wall and 1.25" from the bottom of the case. If your carton height is less than 2.25" tall the barcode should be centered on the carton.

If you are not able to meet any of these requirements, contact the Walmart Inbound Quality Senior Manager at logpkg@wal-mart.com.

Creating the Shipping Container 14-digit Case GTIN

It is the Suppliers responsibility to create the 14-digit case GTIN. Walmart does not provide the tools or software necessary to create barcodes.

The 14-digit barcode provides a unique SKU identification number that is cross-referenced at the DC to a specific Walmart item and pack. The 14-digit case GTIN provides additional pack level identification for any given case.

The 14-digit case GTIN is very similar to the 12-digit UPC product code. Both symbols use a unique manufacturer's number that identifies the merchandise producer or labeler and a 5-digit item number assigned by the manufacturer to a specific

product.

Additional Information

For detailed information on shipping container codes and barcode specifications, contact the GS1 US www.gs1us.org.



Red laser scanning devices are blind to red, blue, brown, and shades of purple. DO NOT use these colors when creating your barcode label. Contact logpkg@wal-mart.com for questions on barcode color or background.

Single packed items with only one selling unit in the vendor pack case may use the ITF-14 barcode or the selling unit UPC/EAN barcode. The barcode must be visible on the item when it is received and must match the orderable GTIN published to Item 360. If you use a removable UPC or tear-off UPC label, it must be applied so it can withstand the conditions of the warehouse receiving systems so it does not come off.

14-digit Case GTIN (ITF-14) Barcode, Character identification

First Digit: Packaging Indicator

Many types of items are produced and distributed in fixed measure nested packaging configurations (e.g., consumer unit, carton, case, pallet) with fixed quantity relationships. The first digit indicator (values 1 to 8) of the GTIN-14 data structure is used to denote these levels of a packaging configuration. The PI is **required** to be unique only within the same item UPC. It is not necessary to maintain the same PI across different items.

When a case contains more than one selling unit of multiple different UPCs, a unique GTIN is assigned.

A new item number is **required** to be assigned for a standard assortment. The assigned item number is **required** to be unique from any other item in your category of products.

Second and Third Digits: Number System Character

To create a GTIN-14, you are **required** to use your full GS1 company prefix which includes the leading zero. If your GS1 company prefix starts with 1-9, continue to use the full prefix. For example:

- If your selling unit UPC is 0 12345 67890 5
— the NN is 00.
- If your selling unit UPC is 6 12345 67890 7
— the NN is 06.
- If the 14-digit case GTIN is based off the EAN-13, a zero should not be inserted.

Digits Four through Eight: Manufacturer's UPC Number

This 5-digit number is always the manufacturer's UPC identification number. When the number system character is added, the complete manufacturer's ID number is six digits long.

Digits Nine through Thirteen: Item ID

There are two ways to assign an item ID:

1. Use the same 5-digit number assigned to the UPC of the item in the case. Bonus packs, promotional packs, special displays, and product containers with matching UPC item numbers and standard pack replenishment item numbers must be identified by a unique item number used in conjunction with a packaging indicator of 0. On these items, a unique packaging indicator may be used to differentiate these products.
2. Use a unique 5-digit number for each level of packaging of the same product. A unique item number must always be used to identify assortments with more than one consumer package UPC inside the inner case or shipping container. When the item number is different than the product inside the shipping container, you must use 0 as the packaging indicator.

Digit Fourteen: Check Digit

The check digit is based on the data from the other 13 digits and the following formula:

Shipping container code: 0 0012345 67890 5

1. Starting with the packaging indicator, add all the characters in the odd positions.
 $0+0+2+4+6+8+0=20$
2. Multiply the sum by three.
 $20 \times 3 = 60$
3. Add all the characters in the even positions.
 $0+1+3+5+7+9=25$
4. Add the product from the second step to the sum of the third step.
 $60+25=85$
5. The check digit will be the number that gives the next highest multiple of 10 when added to the sum of step 4. $85+5=90$ The check digit is 5.

Use verification equipment to test the shipping container code. Be sure to verify all 14 digits, including the check digit.

Additional Information

For detailed information on shipping container codes, contact the GS1 US www.gs1us.org.

GS1-128 Barcode

GS1-128 Barcode

The GS1-128 barcode (data carrier) provides a global standard for exchanging data between different companies. GS1-128 not only encodes the data but also defines the meaning of the data contained within the barcode with the use of Application Identifiers (AI). The GS1-128 barcode (formerly known as UCC/EAN-128) is based on CODE 128 symbology and incorporates the use of a flagging character (FNC1) and Application Identifiers.

Walmart will be expanding the use of data identification and capture methods that align with industry sectors across our end-to-end supply chain. The adoption and deployment of the GS1-128 barcode within the Walmart ecosystem is currently in place for Regional Suppliers in the DSDC Program, Grocery Suppliers for the Produce Traceability Initiative (PTI), Meat, Poultry, and Seafood packaging, DSD Suppliers, and Healthcare Suppliers for the Drug Supply Chain (DSCSA) and Unique Device Identification (UDI) efforts.

Where Walmart Uses the GS1-128 Barcode

An GS1-128 barcode may be used for the following items:

- Dept 93 – Meat, Poultry, and Seafood Cartons
- Dept 94 – Produce Cartons
- **Required** for Dept 38 Prescription Pharmaceutical Cartons
- As an SSCC-18 Logistics Unit Identifier
 - **Required** for Dept 38 Pharmacy RX Shipments
 - **Required** for PO type 73 (DSDC) Shipments
 - **Required** for PO Type 37 (DSD)
 - **Required** on all other Shipping/Pallet Labels (See Notes)

NOTE - Use of the GS1-128 Barcode does not negate the ITF-14 format GTIN case barcode requirement.

Suppliers not in Dept 38, or Suppliers not shipping PO Type 37 (DSD) or PO Type 73 (DSDC) are required to be in compliance with Shipping/Pallet Label Requirements no later than 01/01/2023.

GS1-128 Barcode Physical Attributes

- Print-and-apply barcodes are **required** to meet or exceed the ANSI standard grade B or higher. Barcodes printed directly on the corrugated board are **required** to meet or exceed the ANSI standard grade C.
- GS1-128 is **required** to be compliant with GS1 standards. Minimum allowable size for the GS1-128 is 3" L x .75" H.
- "White Space" (also referred to as "Quiet Zone") is **required** on each end of the printed GS1-128. Minimum of 0.25" of white space on the left and right side of the printed bars is **required**. This minimum space requirement is proportional to the overall size of the barcode. Refer to GS1 for more detail.
- Bearer Bars around the GS1-128 are not required.
- When used on a case, GS1-128 placement is **required** to be at least .75" from the edge of the case wall and 1.25" from the bottom of the case.
- If you are not able to meet any of these requirements, contact the Walmart Inbound Quality Senior Manager at logpkg@wal-mart.com.
- If your carton height is less than 2.25" tall, the barcode should be centered on the carton.

For questions regarding the electronic submission of ASNs and SSCC, contact EDI support at 479-273-8888



GS1-128 Barcode, w/SSCC-18 Application Identifier, cont...

GS1-128 Barcode with SSCC-18

SSCC-18 is the GS1 identifier included in an ASN or EPCIS event for traceability of logistical units across the Walmart end-to-end supply chain. Walmart is expanding its use of the SSCC-18 identification key and **requires** this label standard to be applied in conjunction with ASN or EPCIS information.

SSCC-18 barcode values are used to match the logistical shipping unit with Advanced Shipping Notice (ASN) data. Each Supplier is **required** to comply with matching the ASN “MAN” fields with the SSCC barcode value, as seen in the diagram below.



NOTE - For detailed technical requirements, see the EDI 856 Technical Specifications Guide: Walmart Retail Link Path: Retail Link > Academy > Getting Started > EDI).

Case Requirements:

- Department 38 Pharmacy RX Shipments
- Shipping a PO Type 73 (DSDC)
- Shipping a PO Type 37 (DSD)

Pallet Requirements:

- All Unitized Shipments (Mixed or Single SKU)

NOTE - Intent is not to have our Supplier community apply multiple independent logistics labels to cases and/or pallets. The goal is to consolidate all required information into a single logistics label.

Suppliers not in Dept 38, or Suppliers not shipping PO Type 37 (DSD) or PO Type 73 (DSDC) are required to be in compliance with SSCC-18 Shipping/Pallet Label Requirements no later than 01/01/2023.

18-digit GS1-128 Barcode Format

Format the SSCC as follows:

GS1 Application Identifier	SSCC (Serial Shipping Container Code)			
	Extension digit	GS1 Company Prefix	Serial reference	Check digit
0 0	N ₁	N ₂ N ₃ N ₄ N ₅ N ₆ N ₇ N ₈ N ₉ N ₁₀ N ₁₁ N ₁₂ N ₁₃ N ₁₄ N ₁₅ N ₁₆ N ₁₇		N ₁₈

GS1 Application Identifier provides information about the structure of the encoded data. An Application Identifier (AI) is a prefix that identifies the meaning and format of the following data. SSCC-18 barcodes should always use AI “00” which represents the Serial Shipping Container Code data format.

AI	Full Title	Data Title	Format
0 0	Serial Shipping Container Code	SSCC	N ₂ + N ₁₈

Extension Digit can have any value from 0 to 9 and is used to increase the numbering capacity. Its use is at the discretion of the company allocating the SSCC.

GS1 Company Prefix (GCP) is allocated by GS1 Member Organizations to the company that allocates the SSCC - here the physical builder or the brand owner of the logistic unit.

Serial Reference is a serial number created by the company allocating the SSCC. The simplest way to allocate the serial number is sequentially, for example ...00000, ...00001, ...00002.

Check Digit is calculated using the algorithm defined by GS1. (GENSPECS, 7.9.1), also see (<https://www.gs1.org/services/check-digit-calculator>) for calculator.

FNC1 Character is used to distinguish the GS1-128 from regular Code 128 barcodes using the special Function 1 character (FNC1) after the start character.



NOTE - For more detailed information on shipping container codes and barcode specifications, contact the GS1 US www.gs1us.org.

General Case Markings

General Case Markings

The following information is **required** on a minimum of two sides on all standard shipping cases with one being on the longest side. Case markings may be printed directly to the carton, applied by label, or a combination of these 2 methods.

NOTE - Meat/Poultry/Seafood/Produce are exempt from all general case marking requirements. See Meat and Produce Label sections for labeling requirements.

Standard shipping cases are full vendor pack cases containing more than one single selling unit. Odd-sized applies to pre-assembled displays, non-conveyable merchandise, and specially-packaged merchandise.

- 14-digit case GTIN barcode. Black ink is **required**. Inkjet printing is not advisable.
- ITF-14 format barcode symbology is **required**.
- Suppliers may place a GS1-128 barcode on the case in addition to the two ITF-14 barcodes if needed.
- The case GTIN barcode should be as large as possible. Minimum height and length of 3/4" (.75") H x 3" L is **required**.
- GTIN bar code is **required** to be located at least 3/4" (.75") from the edge of the case side wall and 1.25" from the bottom of the case.
- ANSI/GS1 print standards are **required** to ensure scannability. See *ITF-14 barcode section for additional details*.
- Multiple flavor descriptions or multiple unique UPCs are **NOT ALLOWED** to be printed on the case.
- Brand/Sub-brand and Item Descriptions are **required**.
- Supplier Stock Number - Suppliers Internal Item Number is **required** and must match Item 360.
- Walmart Item Number is **required** only for assortments, shoes, apparel, and bakery/deli items. It is recommended for all other items.

- Lot Code/Best if used by date is **required** when applicable. Minimum font size of 1/2"/48pt is **required**. Preferred date format of MM/DD/YYYY (**required** on 1 side only).
- Color, Size, or Style is **required** when applicable.
- Case pack quantity is **required**.
- Country of origin (COO) is **required** for all produce. It is recommended for all other items.
- Item 360 is **required** to match what is printed on the vendor case pack, including 14-digit case (orderable) GTIN and Supplier Stock Number. **Verify that the information printed on your cases matches Item 360.**
- One side of the case may be left open to allow for regulated items that **require** a hazardous material marking or label.
- Department number is **required** for all general merchandise private brand items.

VENDOR STK NO.	PACK, UNITS
ABC400	12 DOZ
DESCRIPTION	
ABC PRODUCT	
COLOR	SIZE, STYLE
BLUE	LARGE
	
0 00 12345 67890 5	

Product ID label (example only)

NOTE - DSV Suppliers are exempt from General Case Marking Requirements.

Cases that are cylindrical, such as a pail or bucket, only require 1 set of general case markings.

Vendor Pack Case Labeling

Case markings should not be confused with shipping labels. Case markings identify all information that is specific to the shipping case while the shipping label identifies information that is specific to the PO.

Case marking information may be printed directly on the corrugated case or printed on a label and applied to each shipping case. The case barcode (ITF-14, UPC A/E) is **required** to have at least one side facing outward on the pallet if the cases are palletized. A greater number of ITF-14 barcodes on the outside of the case results in faster processing through the distribution center.





Inner Pack Case Markings

Inner Pack Markings

All inner packs flowing through the Walmart Supply Chain need to be properly marked for clear identification of the item.

- Warehouse Packs where the UPC-A or EAN-13 barcode is clearly visible: no additional markings are **required**.
- Warehouse Packs where the UPC-A or EAN-13 barcode is not clearly visible:
 - A scannable 14-digit GTIN barcode is **required**.
 - Visible product description is **required**.
 - Supplier Stock Number (internal item number) is **required**.
 - Pack size is **required** for warehouse packs greater than 1.
 - Walmart item number **required** for assortment packs.
 - Private brands may **require** additional markings.
- Apparel items are **required** to be sealed in polybag with a UPC-A barcode applied to the lower right corner of the polybag.



■ **NOTE** - Hangtags for apparel garments should be visible through polybag.

■ **NOTE** - All apparel sold in stores will **require** RFID tags. Refer to RFID section for further information.



Shrink Pack Tray Case Markings

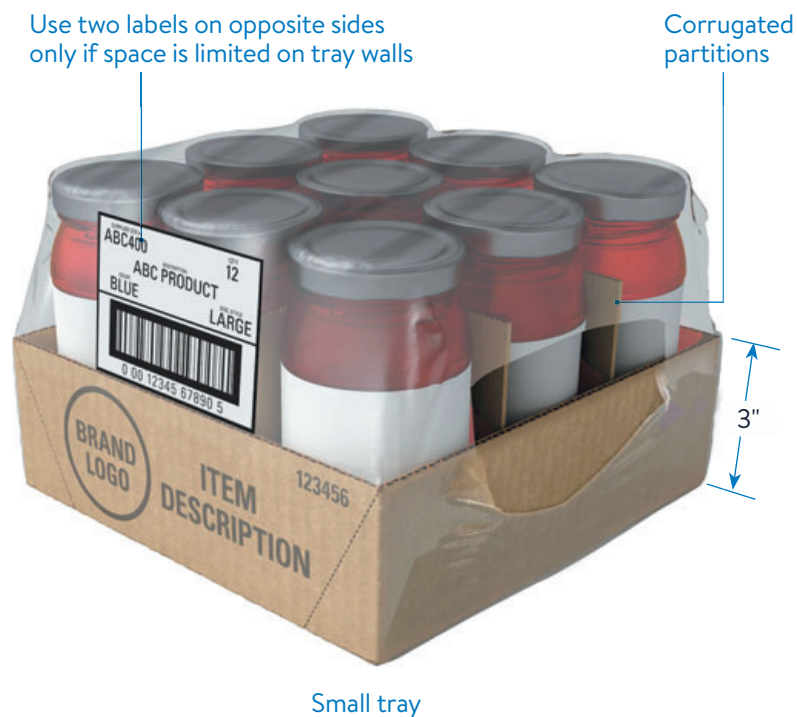
Shrink Pack Tray Guidelines

- Shrink pack trays have the same case marking requirements as all other cases.
- Product information is **required** to be printed on a minimum of two sides of the tray.
- Inkjet printing is not advisable.
- The ITF-14 barcode is **NOT ALLOWED** to be covered by plastic wrap seam.

- Corrugated trays are **required** to have a minimum 2" high side wall (3" high side wall for glass products).
- If the dimensions of the item limit the information that can be clearly printed on the tray walls, a label may be used to record the Supplier stock number, temperature rhetoric, best if used by date, and lot codes.

Label sizes

- 4 x 6" and 3" x 4"
- Place label on two opposing sides of the case above the tray wall as needed.





Case Weight and Hazmat Case Markings

Weight and Size Considerations

Keep these general guidelines in mind:

- Position graphics on the box so they are visible when the box is stacked.
- Consider placing handhold cutouts in the box to make handling easier for heavy cases.
- A **Team Lift** graphic is **required** on cases weighing over 50 lbs. or when one side of the case measures greater than 44". **Team Lift** icon should be placed on 3 sides of the case (1 on top panel and on both short side panels).
- Cases shipped to Grocery DCs are **NOT ALLOWED** to exceed 50 lbs. unless approved.




Hazmat Labeling Compliance

Shipping cases containing hazardous materials are **required** to be marked in compliance with DOT regulations.


- Cases that do not comply with DOT regulations will be re-labeled prior to shipment at the Suppliers expense.
- Hazmat markings are **NOT ALLOWED** to be obstructed or covered by any other labeling.
- Hazmat labels or markings are **NOT ALLOWED** to be folded over the edge of the shipping case.
- Directional arrows are **required** on 2 opposing sides for liquids.



Obstructing hazmat case markings is **NOT ALLOWED**



THIS SIDE UP
Required for liquids



Supplier Notice Regarding Hazardous Materials Package Labeling

Walmart Stores, Inc., including Sam's Club, **require** Suppliers who ship hazardous materials to any of our facilities to review their package markings and/or labeling to ensure compliance with Dangerous Goods regulations.

Fully regulated hazardous materials **require** DOT labeling to identify the hazard of the contents. The labeling specifications are found in [49 CFR 172.407](#). This regulation gives specific guidelines for these labels including durability, design, color, and size. If your company preprints the **required** labeling on the box instead of using labels, it must also meet the criteria defined in the regulations.

Hazardous materials that take the Limited Quantity exceptions are also standardized. The requirements for these markings are found in [49 CFR 172.315](#).

Box markings not in compliance with DOT regulations listed above will be **required** to be re-labeled prior to shipment at the Suppliers expense to meet the regulations.

Call the Walmart Compliance Hot-line at **1-800-530-9923** with questions.

Lithium Battery Case Markings

Lithium Battery Requirements

The safe packaging of lithium batteries for transport is dependent on both the type of product and battery being shipped.

One of the major risks associated with the transport of batteries and battery-powered equipment is short circuit of the battery as a result of the battery terminals coming into contact with other batteries, metal objects, or conductive surfaces. Packaged batteries or cells must be separated to prevent short circuits and damage to terminals. They are **required** to be packed in strong outer packaging requiring drop testing or be contained within equipment.

Shipping cases are **required** to be marked with DOT regulations.

- Cases that are shipped to Walmart that do not comply with DOT regulations will be re-labeled prior to shipping to the customer at the Suppliers expense.
- DOT case markings are **NOT ALLOWED** to be obstructed or covered by any other labeling.
- DOT regulated labels are **NOT ALLOWED** to be folded over the edge of the shipping case.
- Li-ion Label size is **required** to be a minimum of 5" wide X 4" tall.

Because lithium batteries are considered a dangerous good, it is the Suppliers responsibility to fully understand and comply with all regulations set forth by the IATA and DOT – Pipeline and Hazardous Materials Safety Administration (PHMSA). This guide is not intended to and does not provide legal guidance on compliance requirements that may be applicable to your company. You should consult with your company's internal compliance partners and/or counsel to ensure compliant shipments. For additional information regarding this regulation refer to 49 C.F.R. §173.185 or HM 215N in the Federal Register.

Refer to reg. 49 CFR 173.185 for more information at the PHMSA eCFR website: https://www.ecfr.gov/cgi-bin/text-idx?SID=dbdfad5aa61a99d995546556bcf49590&mc=true&node=se49.2.173_1185&rgn=div8

Walmart Stores Inc. **requires** products that are/contain a chemical, aerosol/ compressed gas, pesticide and specific battery types (lead-acid and lithium) to obtain a compliance assessment by [UL WERCSmart \(WERCS\)](#) prior to item creation. The assessment data provides Walmart with necessary information to comply with federal, state, and local regulations.



Domestic Shipping Label

Domestic Shipping Labels

Suppliers are **required** to include the information shown below on their shipping labels. Walmart does not provide a template for this label or **require** a specific format for this label. It is the Supplier's responsibility to create the label.

A domestic shipping label is **required** on each case for the following shipments:

- Small parcel shipments
- All shipments into GM Consolidation (ACC/MCC excluded)
- All floor loaded shipments into eCommerce Fulfillment Centers

A pallet label is **required** on each unitized load for the following shipments:

- All unitized shipments (pallets, slip sheets, etc.)

■ **NOTE** - See appendix A and B for FedEx and UPS small package labeling instructions.

The recommended size for shipping labels is 4" x 6" when including the barcode information but can vary with different sized boxes as needed. Standard shipping labels are **required** to contain the following:

REQUIRED	<ul style="list-style-type: none"> • Ship From Address: Suppliers address, city, state, zip code • Ship To Address: Walmart DC address, city, state, zip code • Facility / Location #: (Walmart DC number, e.g., 06094) • SSCC-18 Barcode 	<ul style="list-style-type: none"> • PO type: (PO TYPE, e.g., 0020) • Department number: (Walmart DEPT number, e.g., 00013) • PO number: 10 digits (ORDER #) • Walmart Item number: (WMIT) • Qty of Cases on Pallet: (Pallet Label only)
	<ul style="list-style-type: none"> • Sequential Numbering of Pallets • Expanded GLN Address (if available for the Ship To Address) 	<ul style="list-style-type: none"> • Carrier name (if available) • BOL number (if available) • Pro number (if available)

Label Placement (Individual Case)

Place case shipping labels left of center on the longest sides of the case if possible. If the height of the case does not allow, place the shipping label on the top of the case.


If artwork or graphics printed on case do not allow for label placement left of center, alternative placement is acceptable.

Shipping Label and Barcode Verification

For support on shipping labels, Suppliers can email questions, concerns, and sample labels. Labels will be reviewed to ensure all the **required** information is on the shipping label and that the barcode scans in the correct format. We do not verify that the information on the label is correct. This is the Supplier's responsibility.

Send correspondence to WMBarcodeLabeling@walmart.com.

Business Confidential | © 2021 Walmart Stores, Inc. The examples shown are for reference only.

Ship From: Any Vendor Any Address City, State, Zip		Ship To: Walmart DC 6094A - ASM DIS City, State, ZIP code - GLN address Facility Location - 5 digits	
CARRIER Carrier Name PRO: 1234567890 B/L: 1234567890			
DC#	TYPE	DEPT	ORDER#
6094	0033	00012	1234567890
WMIT: 001286123			
 (00) 0 0614141 123456789 0			

Shipping label
(example only)



Place shipping label on top if
it will not fit on the sides



Place shipping label
left of center on
longest side

■ **NOTE** - Specific networks may have additional shipping label requirements. Be sure to check with your network standards (e.g. DSDC, RX, etc.) for additional instruction.

■ **NOTE** - All pallet and shipping labels are **required** to include the SSCC-18 barcode and must be in compliance no later than 1/1/2023

Pallet Labels

Pallet Labels

A pallet label is **required** when shipping unitized items to the Walmart Distribution and Fulfillment Centers. The pallet label **requires** the same information as the shipping label. The pallet label also **requires** the total number of cases on the pallet. Walmart does not provide a template for this label or **require** a specific format for this label. It is the Suppliers responsibility to create the label.



The SSCC-18 barcode is the **required** barcode format for all pallet labels. In addition to the SSCC-18 barcode, the 14-digit case GTIN is **required** on the pallet label only when the item is a full Pallet Pull or PDQ Display.

A Mixed Item pallet label is **NOT ALLOWED** to contain the GTIN in ITF-14 format.

- If a unitized load is made up of one item, the label is **required** to list the Walmart item number below the purchase order number. If more than one item is on the pallet, the WMIT is **required** to read Mixed Pallet.
- Pallet labels are **required** on at least 2 adjacent sides of the pallet on the upper right side, preferably in between layers of stretch wrap.
- The use of SSCC-18 barcode does not negate the requirement of the ITF-14 barcode at the case level.



NOTE - All pallet and shipping labels are required to include the SSCC-18 barcode and must be in compliance no later than 1/1/2023

Ship From: Any Vendor Any Address City, State, Zip		Ship To: Walmart GDC 0000A - ASM DIS 5841 SW Regional Airport Blvd Bentonville, AR 72712	
GDC# 0000	TYPE 0033	DEPT 00012	ORDER# 1234567890
WMIT: 001286123			
# of cases: (48 cases)			
			
0 00 12345 67890 5			
PALLET PULL			
			
(00) 0 0614141 123456789 0			

Pallet Pull Label

Ship From: Any Vendor Any Address City, State, Zip		Ship To: Walmart GDC 0000A - ASM DIS 5841 SW Regional Airport Blvd Bentonville, AR 72712	
CARRIER Carrier Name PRO: 1234567890 B/L 1234567890			
GDC# 0000	TYPE 0033	DEPT 00012	ORDER# 1234567890
WMIT: MIXED PALLET			
# of cases: (48 cases)			
MIXED PALLET			
			
(00) 0 0614141 123456789 0			

Mixed Pallet Label

Ship From: Any Vendor Any Address City, State, Zip		Ship To: Walmart GDC 0000A - ASM DIS 5841 SW Regional Airport Blvd Bentonville, AR 72712	
GDC# 0000	TYPE 0033	DEPT 00012	ORDER# 1234567890
WMIT: 001286123			
# of cases: (48 cases)			
			
0 00 12345 67890 5			
PDQ DISPLAY			
			
(00) 0 0614141 123456789 0			

PDQ Display Pallet Label

Pallet Placards

Pallet Placards

A pallet that **requires** a placard applied to it will also be **required** to meet the pallet label requirements. A placard is not a substitute for the pallet label.

The 14-digit case GTIN is **required** to appear on the pallet label only when the item is a full Pallet Pull or PDQ Display.

Items that **require** a Pallet Placard include:

- **PALLET PULL** - A palletized item that is shipped to store where the entire pallet is considered one case.
- **PDQ DISPLAY** - A pre-assembled display ready for the store floor.

- Program/Network Specific Items - Other items, such as shipments to the Grocery Consolidation Centers, Annual Event Pallets, or MPP program pallets may **require** a specific placard in addition to these requirements. Follow additional requirements as needed.
- Placards must have bold lettering and be easy to identify as a Pallet Pull or PDQ Display. These types of pallets are **required** to be labeled as shown below.
- **Required pallet placard size:** 8 1/2" x 11"



NOT ALLOWED
(no shroud)

Pallet Label

Ship From: Any Vendor Any Address City, State, Zip		Ship To: Walmart GDC 0000A - ASM DIS Ship On Regional/Export Blvd Beverly Hills, CA 90212	
0000	0003	00012	1234567890
WMIT: 00028623			
# of cases: (48 cases)			
0 00 12345 67890 5			
PALLET PULL			
000 0 0614141 123456789 0			

Pallet Pull Placard

**PALLET PULL
DO NOT
BREAK DOWN**



Pallet Label

Ship From: Any Vendor Any Address City, State, Zip		Ship To: Walmart GDC 0000A - ASM DIS Ship On Regional/Export Blvd Beverly Hills, CA 90212	
0000	0003	00012	1234567890
WMIT: 00028623			
# of cases: (48 cases)			
0 00 12345 67890 5			
PDQ DISPLAY			
000 0 0614141 123456789 0			

PDQ Display Placard

**PDQ DISPLAY
DO NOT
BREAK DOWN**



Item and PO Configurations

Unitized Loading by Item and PO

To facilitate the effective and accurate receiving of your product, follow the guidelines below.

Multi-item Pallet

- You are **required** to load each item completely by layer.
- You are **required** to ensure the information clearly differentiates each case and is easily identifiable on each case.
- Use tier sheets separate each item.
- We Recommend** using different font sizes and/or colors to help distinguish similar cases. *Example only*

IN02000K34	IN01000K34
IN02003K34	IN01003K34

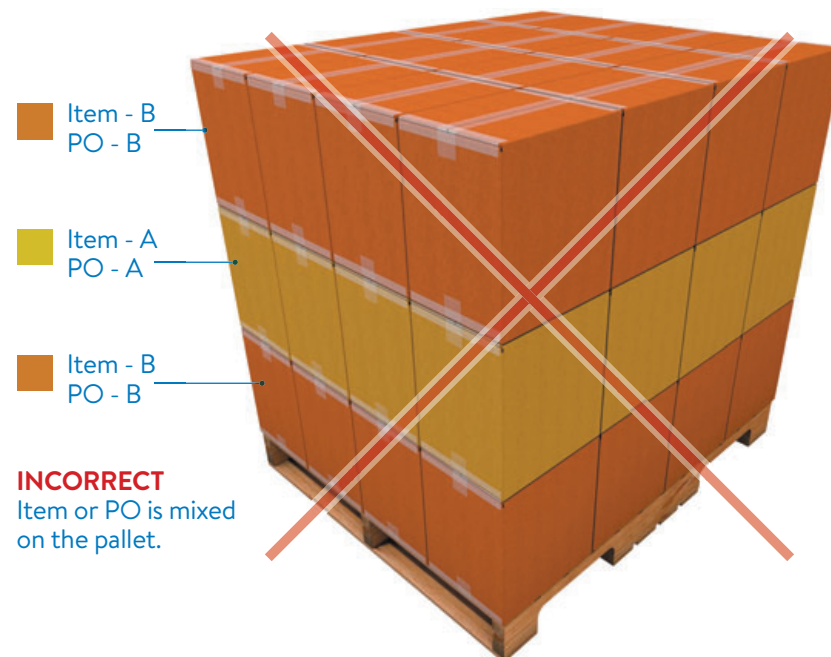
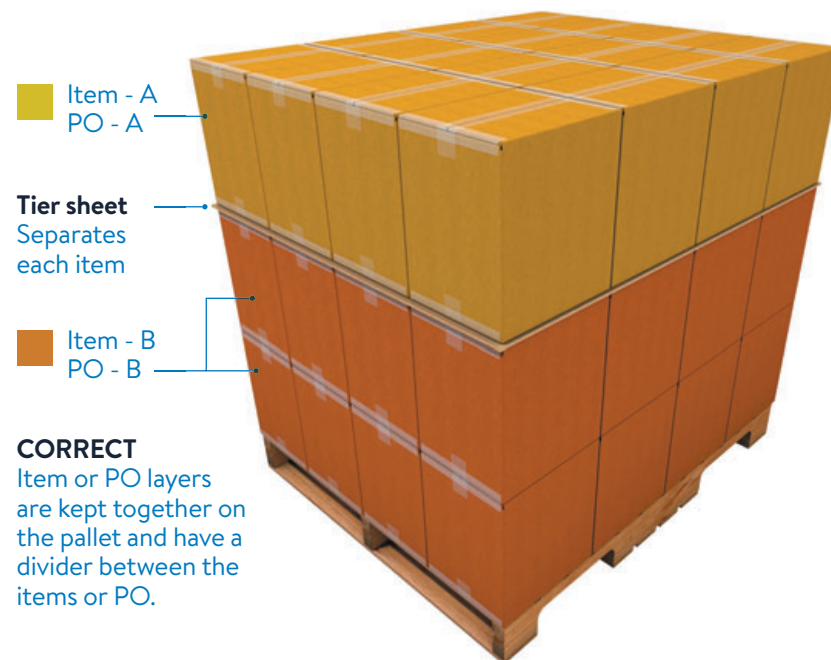
- Do Not** mix layers by column stacking multiple items.
- Do Not** place loose cases on top of the pallet.

Multi-PO Pallet (Same PO Type-staple Stock or Assembly)

- You are **required** to load each PO completely by layer.
- You are **required** to label pallet as "Multi-PO."
- Use tier sheets to separate each PO.
- Do Not** load staple stock and assembly POs on the same pallet.
- Do Not** load POs for multiple DCs on the same pallet.
- Do Not** place loose cases on top of the pallet.

NOTE - For Consolidation Centers refer to the Consolidation Center Section.
This instruction is not applicable for Consolidation Centers.

These instructions are not applicable for Direct Store Delivery. Refer to the Direct Store Delivery Section.



Pallet Standards

Minimum Grade A Stringer Pallet Standards

- **Full pallet 48" +/- .25 x 40" +/- .25"**
Partial four-way entry.
- **Half pallet 48" +/- .25 x 20" +/- .25"**
For approved programs only.
- **Quarter Pallet 24" +/- .25 x 20" +/- .25"**
For approved programs only.
- Condition of the pallet is **required** to meet or exceed Grade A, 4-way, flush and non-reversible specifications.
- Pallets are **required** to accommodate a standard pallet jack and/or forklift equipment with adequate top board spacing so forklift blades will not impact freight.
- Maximum spacing between each deck board is 4".
- Must be of sound material, free of knots.
- Pallets are **required** to have a minimum of 7 top boards and 5 bottom boards, (board minimum of 5/8" thick x 3.5" W) +/- 1/8" tolerance to board thickness and widths shown.
- Pallets are **required** to have 3 stringers, (board minimum of 1.25" W x 3.5" H). +/- 1/8" tolerance to board thickness and widths shown.
- Oversized pallets are allowed only if the packaging size does not fit onto a standard 48" x 40" pallet without overhang. Oversized pallets must meet all other pallet requirements.

If only 1 dimension of your product is too large to fit on the standard 48" x 40" pallet footprint, you are allowed to grow the 40" width of the pallet to fit your product. The 48" standard pallet length, and all other pallet quality standards, are required to be maintained.

Odd sized pallets are NOT ALLOWED when shipping through the Grocery Network. Product must ship on a standard 48" x 40" full pallet.

Pallet Standards

For domestic orders, the expected method of delivery into a Walmart DC is on a pallet. For direct import orders, refer to Direct Import Section of these standards. Product may be stored in a standard rack on a Suppliers pallet for an extended period of time. Pallets are **required** to support the weight of the product shipped on them.

- Grade A pallet maximum loaded weight is 2,100 lbs.
- Block pallet maximum loaded weight is 2,800 lbs.
- Staple stock "PO Type 20 items" are **required** to be palletized. All other PO Type items are preferred to be palletized.
- Pallets contaminated with items not shipped on that pallet (Cross-contamination) or contaminated prior to being loaded for shipment are **NOT ALLOWED**.
- **Fees or charge-backs may be assessed if pallets fail to meet Walmart's pallet requirements.**

Alternative Pallet Materials

Walmart supports the use of alternative pallet materials such as plastic, metal, etc. Approval may **require** proof of structural capability and/or fire rating. All standard pallets must be edge rackable. Corrugated pallets are not acceptable to ship into the Walmart DCs.

The use of non-standard size or alternative material pallets must be approved by the Walmart Inbound Quality Senior Manager via logpkg@wal-mart.com.

Wood Packaging Materials (WPM)


Global standards for Wood Packaging Material (WPM) address the proper treatment requirements for WPM shipped into Walmart. This document can be found on Walmart Retail Link by following the path below. Walmart supports the ISPM 15 wood packaging material requirements. All regulated wood packaging material shipped into Walmart must be properly treated by heat treatment or methyl bromide fumigation.

2,4,6 tribromophenol (TBP) is banned in the United States, Europe, and Canada. TBP is not a registered pesticide with the Environmental Protection Agency (EPA). Therefore, it is not legal for sale or use in the United States. TBP is not a recognized wood preservative by the American Wood Protection Association (AWPA).

[Retail Link > Docs > W > Wood Packaging Material Requirements](#)



Full pallet (48" x 40")



Half pallet (48" x 20")
(For approved programs only)



Quarter pallet (24" x 20")
(For approved programs only)

Pallet Standards, cont...

Stringer Wood Pallets must meet the following conditions:

- Unsecured or broken deck boards across the width of the pallet are **NOT ALLOWED**
- Missing wood from leading edge boards greater than 1.5" diameter are **NOT ALLOWED**
- Pallets with exposed nails outside the perimeter of the pallet are **NOT ALLOWED**
- Raised nails greater than 1/8" on any surface of the pallet are **NOT ALLOWED**
- Partial footings are **NOT ALLOWED**. Partial footings occur when 1/4 of the stringer board width or length that connects it to a bottom board have been removed or when securing nail shanks are exposed in the stringer.
- Tapered breaks with a depth of 1" along a 10" or greater run are **NOT ALLOWED** (If at the 10" distance, the depth is less than 1", the pallet is good. The pallet is unacceptable if the 1" depth runs the entire length of the board).
- Stringers are preferred to be solid, unbroken, and without cracks visible on three sides longer than a 1" run. Weathering cracks that are not continuous and not visible from three sides are acceptable.
- Double stringers, patched boards or metal repair plates are **NOT ALLOWED**.
- Pallets are not required to be bleached white but should be clean and odor free.
- Clean pallets are free of debris and stains, but discoloration due to aging is acceptable.
- Stapling, gluing, or taping PDQ displays or case layers to the pallet is **NOT ALLOWED**.
- Pallet restraining devices that penetrate trailer flooring are **NOT ALLOWED**.
- Pallets with broken, split wood and/or exposed nails are **NOT ALLOWED**. Missing or broken boards are **NOT ALLOWED**. Exposed splinters greater than 3" in length are **NOT ALLOWED**.




Cracks on the top or bottom boards greater than 1/8" W x 15" L are **NOT ALLOWED**



Raised nails great than 1/8" are **NOT ALLOWED**



Double stringers, patched boards or metal repair plates are **NOT ALLOWED**



Stapling or gluing is **NOT ALLOWED**



Pallet restraining devices that penetrate trailer flooring are **NOT ALLOWED**

Pallet Standards, cont...

Minimum Unbranded, 9 Block Pallet Standards

- Full pallet 48" +/- .25" x 40" +/- .25" - Full four-way entry
- Hard and soft wood lumber is **required**. Plywood is **NOT ALLOWED**.
- Full perimeter bottom base is **required**.
- Must be of sound material, free of knots

Top Deck:

- 2 lead boards are **required** (40" +/- .25" L x 5.5" +/- .5" W x .5" D)
- 5 interior boards are **required** (40" +/- .25" L x 3.5" +/- .5" W x .5" D)

Top Stringer board:

- 3 boards are **required** (40" +/- .25" L x 3.5" +/- .5" W x 1.5" D)

Bottom Perimeter deck:

- 2 lead boards are **required** (40" +/- .25" L x 5.5" +/- .5" W x .688" D)
- 3 interior boards are **required** (37" +/- .25" L x 3.5" +/- .5" W x .688" D)

Blocks:

- 3 center blocks are **required** (3.5" +/- .25" L x 3.5" +/- .25" W x 3.5" +/- .25" H)
- 6 outer blocks are **required** (7.5" +/- .25" L x 3.5" +/- .25" W x 3.5" +/- .25" H)

Pallet Poolers

Walmart Suppliers have the option of leasing a pooled pallet from any number of service providers, or purchasing a one-way white wood pallet. Walmart does not endorse or recommend any specific pallet manufacturer or pooling service. All pallets must meet or exceed the grade-A specifications.

Approved pallet poolers:

www.chep.com | www.pecopallet.com | www.rm2.com | www.igps.net




9 Block Pallet



CHEP



PECO



RM2

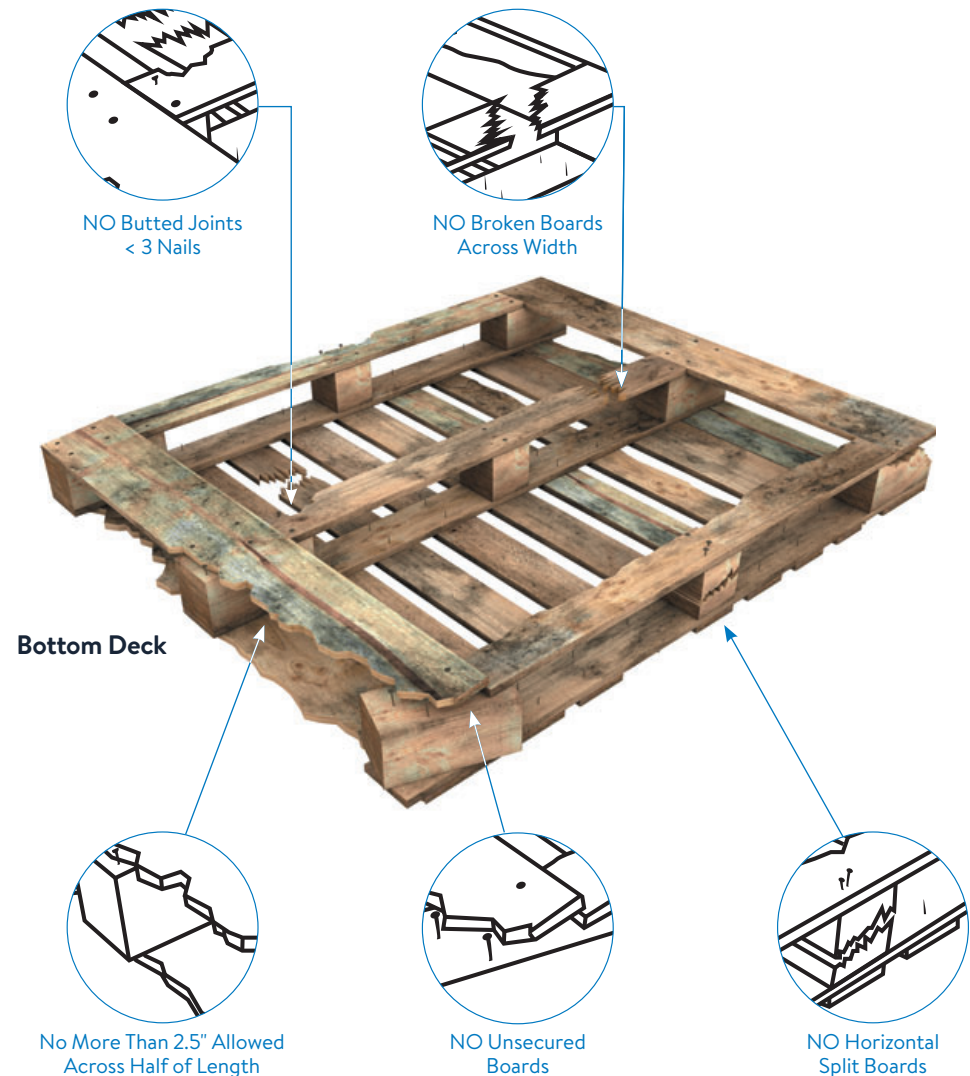
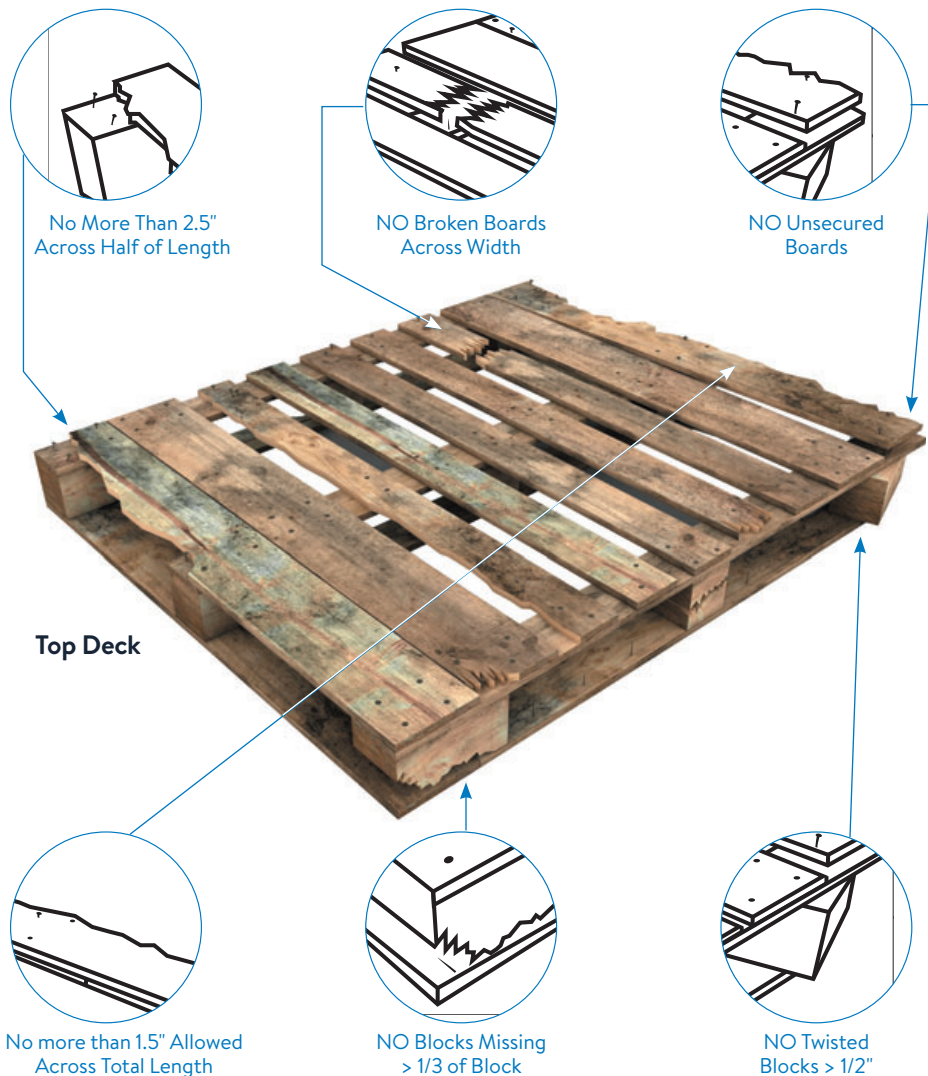


iGPS

Pallet Standards, cont...

Block Wood Pallets must meet the following conditions:

- Pallets with exposed nails outside the perimeter are **NOT ALLOWED**.
- Raised nails greater than 1/8" on any surface of the pallet are **NOT ALLOWED**.
- Unsecured or broken deck boards across the width are **NOT ALLOWED**.
- Pallets missing great than 1/3 of their blocks are **NOT ALLOWED**.
- Unsecured or broken deck boards across the width are **NOT ALLOWED**.



Slip Sheet Requirements


Slip Sheet Requirements

Unitized loads shipped on slip sheet to Walmart Distribution Centers are allowed only under the conditions below.

- Slip sheets can be used for certain approved items when trailer cube utilization is a significant factor. If the item weighs out before it cubes out on a trailer, a pallet is **required**.
- Slip sheets are **required** have 3" to 6" flaps.
- Slip sheet flaps are **NOT ALLOWED** to be wrapped under the pallet stretch wrap.
- Domestic slip sheet shipments **require** merchandise to be stacked on a 48" x 40" footprint with no overhang so the load can be placed on a 48" x 40" pallet and moved within the DC.
- The DCs will use slip sheet equipment to handle units that arrive on slip sheets. However, if the slip sheet is compromised or is of poor quality, be aware that clamping methods will then be used. These shipments will be subjected to side clamping forces that may expose the displays to damage not tested for during normal ISTA 3E testing protocols.
- Walmart **requires** the use of Solid Fiber slip sheet. Plastic slip sheet may be approved through the exception process by your Walmart Inbound Quality Senior Manager.

NOTE - The Walmart Inbound Quality Senior manager for packaging must approve any products shipped on slip sheets prior to shipping at logpkg@wal-mart.com.

- Corrugated Slip Sheet is **NOT ALLOWED**.
- Slip Sheet flaps are **required** to face outward from trailer or shipping container.



Single flap



Adjacent flaps

Preferred for Domestic Shipments



Opposite flaps

Preferred for Import Shipments



Four-sided flaps

Tier Sheet Requirements

Tier Sheet Requirements

Use of tier sheets on unitized loads is acceptable to help aid in pallet stability.

- Tier sheets and a hybrid stacking pattern can be used to help improve pallet stability. An example of a hybrid stacking pattern would be the two bottom layers column stacked and the top layer interlocked.
- Tier sheets are **required** to have no overhang and no less than 1/2" underhang.
- Tier sheets need to have a solid surface. Materials with holes or other perforations that extend through the thickness of the material are **NOT ALLOWED**.
- Tier sheets are **required** between each layer of unsupported shrink pack items unless the pallet is a full pallet pull.
- Tier sheets are **required** to be comprised of solid fiber or corrugated materials. Plastic tier sheets may be approved through the exception process by your Walmart Inbound Quality Senior Manager.

NOTE - The Walmart Inbound Quality Senior manager for packaging must approve any alternative tier sheet materials prior to shipping at logpkg@wal-mart.com

- Tier sheets that do not meet **required** specifications will not allow for automated depalletization of product.



NOTE - Suppliers must be in compliance with all shrink pack requirements no later than 06/01/22.

Double Stacking - Inbound to Walmart

Unitized Stacking - Inbound

When stacking merchandise using pallets and slip sheets, refer to the following diagrams which illustrate proper heights and widths when shipping inbound on a dry trailer with swing doors.

■ **NOTE - 96" is the maximum pallet height allowed when shipping to Walmart.**

■ **85" is the maximum height when shipping a full pallet pull.**

■ **Dept 4 Consumer Paper Goods allows maximum pallet height of 108", single or double stacked. Pallet Pull Height remains at 85".**

Double Stacking

Pallets may be double stacked in the trailer, providing the weight and/or height permits double stacking without risk to packaging or product integrity.

ISTA 3E testing is highly recommended on all unitized pallets or product with slip sheets.





Double Stacking - Outbound from Walmart

Double Stacking - Outbound

- Walmart will ship double stacked pallets in a trailer from DCs to stores
- Product will be double stacked, possibly with heavy product on the top of the stack
- Labeling of a pallet with “DO NOT DOUBLE STACK”, or any similar verbiage, is **NOT ALLOWED**.
- Product must be designed to double stack. Even if your product weighs out a truck, it will be double stacked somewhere in the supply chain.

Lightweight Pallet

(Individual pallet configurations weighing **under 750 lbs.**)

The bottom layer of the pallet is **required** to support an additional **1,500 lbs.** without crushing, bending or tearing the merchandise or packaging throughout the entire supply chain process.

Heavyweight Pallet

(Individual pallet configurations weighing **over 750 lbs.**)

The bottom layer of the pallet is **required** to support an additional **2,500 lbs.** without crushing, bending or tearing the merchandise or packaging throughout the entire supply chain process.

Individual pallet load weight greater than 2500 lbs, including pallet, is NOT ALLOWED.





Unitized Stacking

There are 2 types of pallet stacking configurations. The pallet pattern chosen will depend on the individual tray/case design and material selection. Ship testing should be conducted to determine the most suitable pallet stacking pattern.

Creating layers that are not rectangular in shape, have gaps/holes in the center, or that are inconsistent in height across the layer are **NOT ALLOWED**. For shipments into any automated facilities, some or all of these practices may not be allowed. For additional details and/or requirements, refer to other sections within Supply Chain Standards that may be applicable to where you are shipping your product.

- Staple stock “PO Type 20 items” are **required** to be palletized. All other PO Type items are preferred to be palletized.

■ **NOTE** - Dept 4 suppliers only are not required to palletize PO Type 20 items.

Column Stacking

- Column stacking is best for strength but is less stable than interlocking.
- When stacking in columns make sure that all boxes are properly aligned.
- If boxes are misaligned by as little as 1/2" (1.27 cm) in a three stack arrangement, stacking compression performance will drop by as much as 29%.
- Regardless of stacking configuration, unitized pallet loads must be able to be handled and remain stable without wrap or corner boards.

Interlock Stacking

- Interlocking pallet patterns are more stable than column stacking. Each layer is arranged in opposing directions and boxes do not align, resulting in reduced compression strength.
- The four corners of the container do not all align; three of the four sides rest on the side panel of the container below. This type of stacking results in a 45% to 55% loss in compression strength.



Column Stacking



Interlock Stacking



Tier Sheet
Between
Case Layers

Unitized Shipments

Unitized Bagged Products

Bagged products such as dog food, potting soil, and fertilizer are **required** to be layered on pallets with no overhang. These unitized loads are **required** to have a 4" tall tray around the bottom two layers using a minimum of 200 lb. corrugated material. Layers are **required** to be stacked using the interlocking method to provide stability.

Palletized Height and Loading

- When shipping merchandise on pallets your first concern should be cubing out the trailer as long as the items can support the weight.
- For GM, dry grocery, and perishable products the total pallet height is **NOT ALLOWED to exceed 96"** (single stack or double stack). Dept 4 only is **NOT ALLOWED to exceed 108"** (single stack or double stack).
- Pallets are **required** to be unitized with the same case count per layer (TI) that matches the Pallet TI field in Walmart's Item File.
- When freight is ordered in full pallet quantity, the layers per pallet (HI) are **required** to match the Pallet HI field in Walmart's Item File.

Suppliers are **required** to properly block and brace all shipments to withstand the rigors of transportation from their ship point location to the DC. Cases are **required** to be secured to pallet with stretch wrap. Perishable product that **requires** unrestricted airflow must be secured to pallet with ventilated stretch wrap and/or corner boards with plastic banding. Gluing or taping layers of cases together is **NOT ALLOWED**. Gluing or taping layers of cases to pallet is **NOT ALLOWED**.

NOTE - When shipping into the eCommerce network, common slot sizes are 50", 70", and 108" in height. It may help to consider how your pallet height fits within these slots.

Fiber Corner Boards

In order to increase recyclability, we strongly encourage the use of corner boards made of 100% plastic or 100% fiber. Mixed material corner boards such as composite or those with a metal or plastic interior and fiber exterior cannot be recycled from our DCs and stores.

- Can be unwrapped (natural fiber) or wrapped (white).
- Prefer no logos or other colors.
- Can be polycoated.
- Metal or composite materials are **NOT ALLOWED**.
- Gluing or taping corner boards to the pallet and/or cases is **NOT ALLOWED**.
- Suppliers have the responsibility to ensure length, width and thickness of corner board is designed to properly protect and support the product.

■ **NOTE - Excess debris and dunnage on pallet is NOT ALLOWED.**

■ **4" tray is not required for items that require ventilation, such as onions and potatoes.**

■ **Shrink pack bagged items in individual trays do not require an additional 4" bottom tray on pallet.**



CORRECT
(Interlocking with 4" bottom tray)



INCORRECT
(Not interlocked, no bottom tray)



No overhang

Pallet Overhang and Underhang

Overhang and underhang can lead to damaged product and an under-utilized trailer cube.

Pallet overhang - When merchandise is placed on pallets, ensure there is no freight overhanging the edge of the pallet. Merchandise is **required** to fit within a 48" x 40" pallet footprint. Pallet overhang is **NOT ALLOWED**.

Oversized pallets are allowed only if the packaging size does not fit onto a standard 48" x 40" pallet without overhang.

Overhang not to exceed 2" on any side of the pallet is allowed for Dept. 4 only.

Pallet Underhang - Should be minimized to support the unitized load.

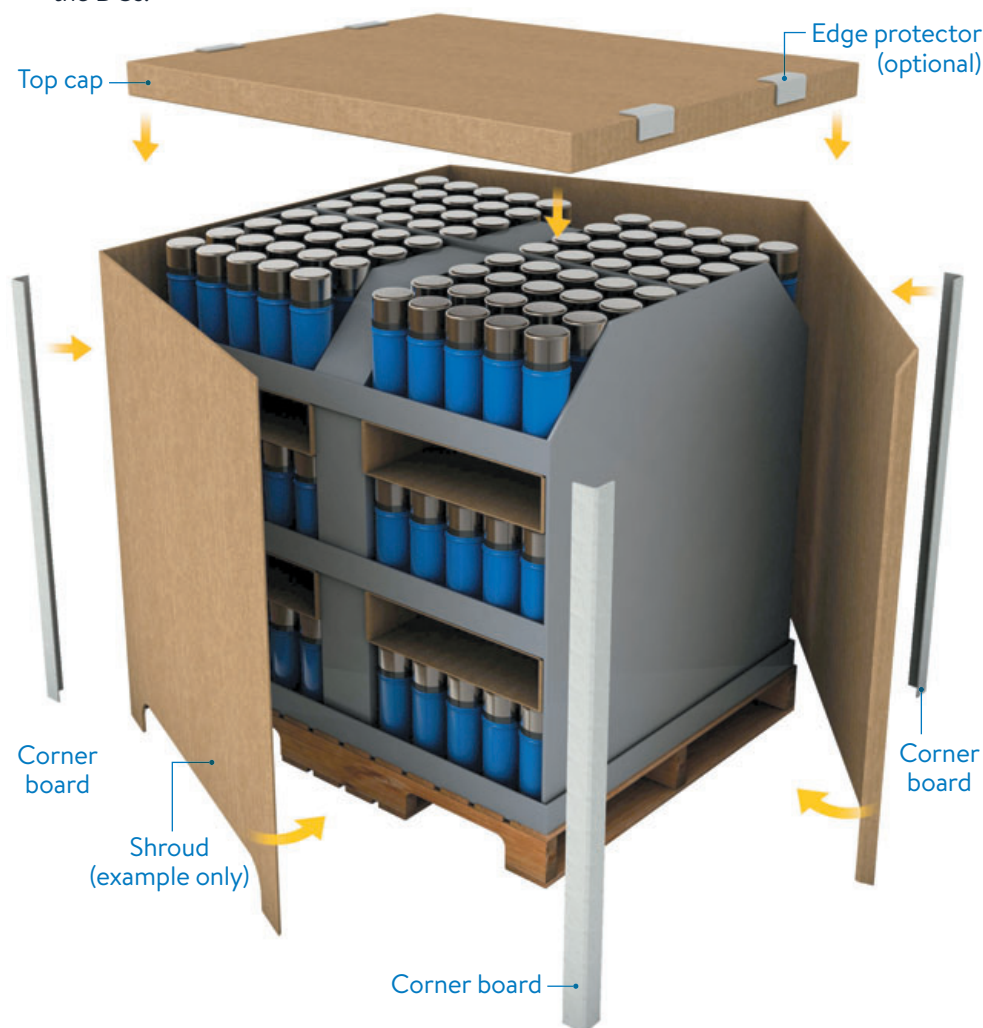
PDQ Display - General Pack-out

PDQ Display Pack-out

- Do not stack heavy products on top of light products. Product must be stacked properly to avoid damages.
- Stacked product that is leaning or unstable on the pallet is **NOT ALLOWED**.
- Product cannot be configured on the pallet such that it falls over when moved with a fork lift or when the stretch wrap is removed while in the DC racks.
- Edge protectors can be used for additional protection from banding as needed.
- A pallet shroud is **required** for palletized PDQ displays.
- The shroud height for a top cap style shroud is **required** to be the exact height from floor to the top of the display. Leaving air space between the display and shroud can cause collapse during shipment.
- Shrouds are **required** to withstand clamping up to a maximum of 2,500 psi. Direct imports are susceptible to pallet clamping.



- Stretch wrap **required** to keep all display components secure during shipping.
- Plastic straps are **required** to secure display and shroud to pallet. Metal bands are **NOT ALLOWED**.
- Four fiber corner boards are **required** for additional double stacking strength. Corner boards can sit on top of the pallet or extend to the floor.
- Properly sized pallets are **required** to allow movement of the PDQ display throughout the DCs.




PDQ Display – Approved Shipping Shroud Types

PDQ Shrouds

- Standard pallet sized shrouds are **required** to be a 2 piece or 3 piece top cap shroud.
- Quarter pallet and half pallet displays may use the shroud style that works best for the intended display.
- Quarter pallet and half pallet displays are allowed for approved programs only.

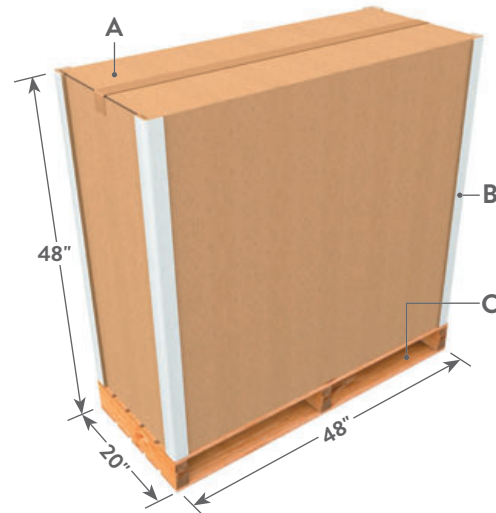
Unacceptable Shrouds



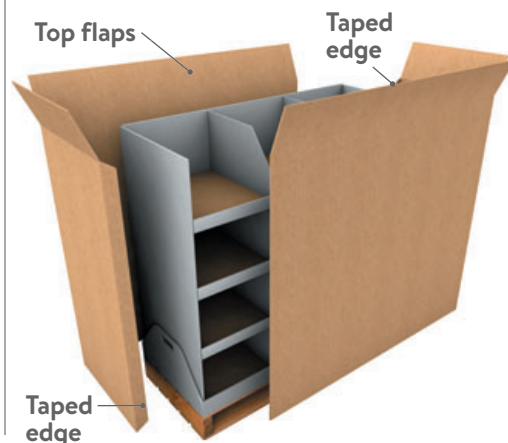
One piece shroud with a flat top sheet. Does not have double stacking strength.

Acceptable shroud styles

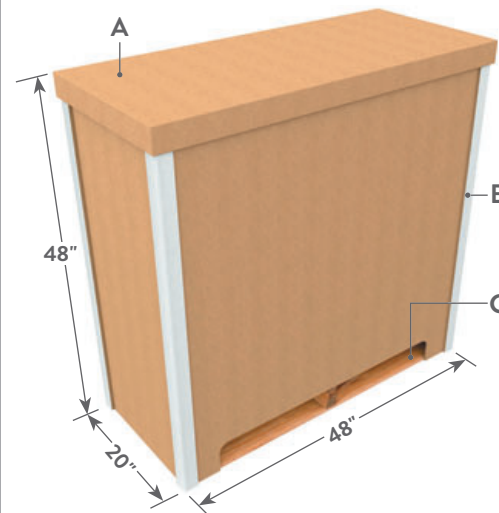
2 piece - HSC shroud



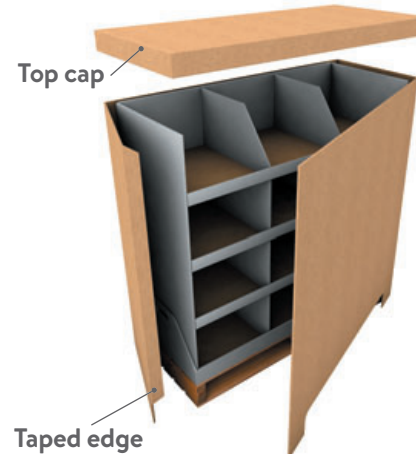
Constructed using 2 pieces, two side walls with taped top flaps.



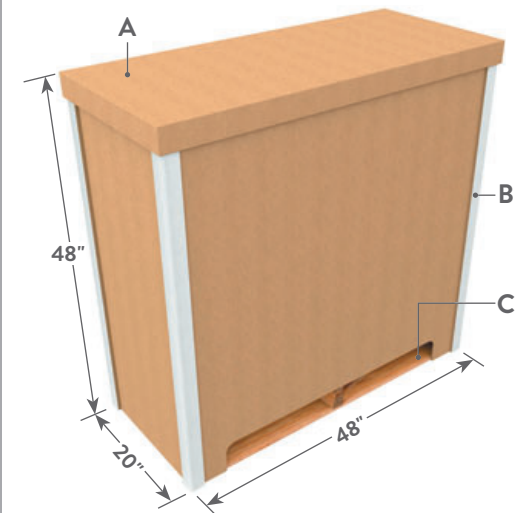
2 piece - Top cap shroud



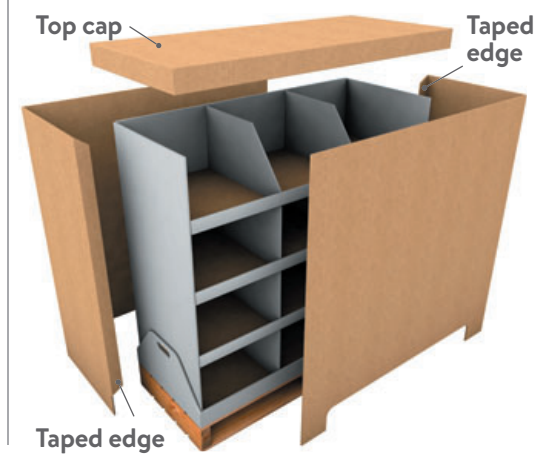
Constructed using 2 pieces, top cap and 1 piece wall.



3 piece - Top cap shroud



Constructed using 3 pieces, top cap and 2 piece walls.





PDQ Display – Shipping Options

Fully Shrouded Displays under 50 lbs in Weight

- A fully shrouded display may ship on its own pallet or be combined onto a full size, standard 48 X 40 pallet. Strap the shrouded display, with its own corner boards attached to the front and back of the shroud, to the pallet.

Multiple Pallet Display

- Two half-pallet or 4 quarter-pallet, fully shrouded displays may be shipped on a single, standard 48" x 40" master pallet.
- Each display is **required** to be individually shrouded.
- A bottom cap is **required** to be used to allow easy removal from the master pallet at the DC.
- Each shrouded display is **required** to be individually labeled.
- Each individual display is **required** to have four corner boards applied.
- Each individual display is **required** to have a minimum of two plastic straps to secure the shroud to the top and bottom caps of the display.
- Individual displays are **required** to be placed on the master pallet, stretch wrapped together, then strapped to the master pallet.
- A "Master Pallet" placard is **required** to be placed on the outside of the stretch wrap on all four sides of the pallet.
- Quarter pallet and half pallet displays may be placed on a wooden quarter pallet or half pallet before being placed on a standard 48 X 40 pallet only if the total palletized height is 48" or less.

Fully Shrouded Displays over 50 lbs in Weight

- A fully shrouded half-pallet or quarter-pallet display over 50 lbs in weight is **required** to ship on its own pallet.
- Stacking 2 half pallet or 4 quarter-pallet displays on a master 48" x 40" pallet is **NOT ALLOWED** if the total height of the displays and pallet is over 48" in height.
- No bottom cap is required for the display when it is strapped to an individual pallet.

■ **NOTE - Quarter pallet and half pallet displays are allowed for approved programs only.**

■ **NOTE - When displays are separated at the DC, they may be laid on their sides as they are loaded onto trailers. If the display must remain upright to prevent damage, it is required to ship on its own pallet and be marked with "This side up" and appropriate directional arrows.**



Master Pallet Placard

**QUARTER
DISPLAYS**
SEPARATE AT DCs
FOR SHIPPING



Master Pallet Placard

**HALF
DISPLAYS**
SEPARATE AT DCs
FOR SHIPPING





Stretch Wrap

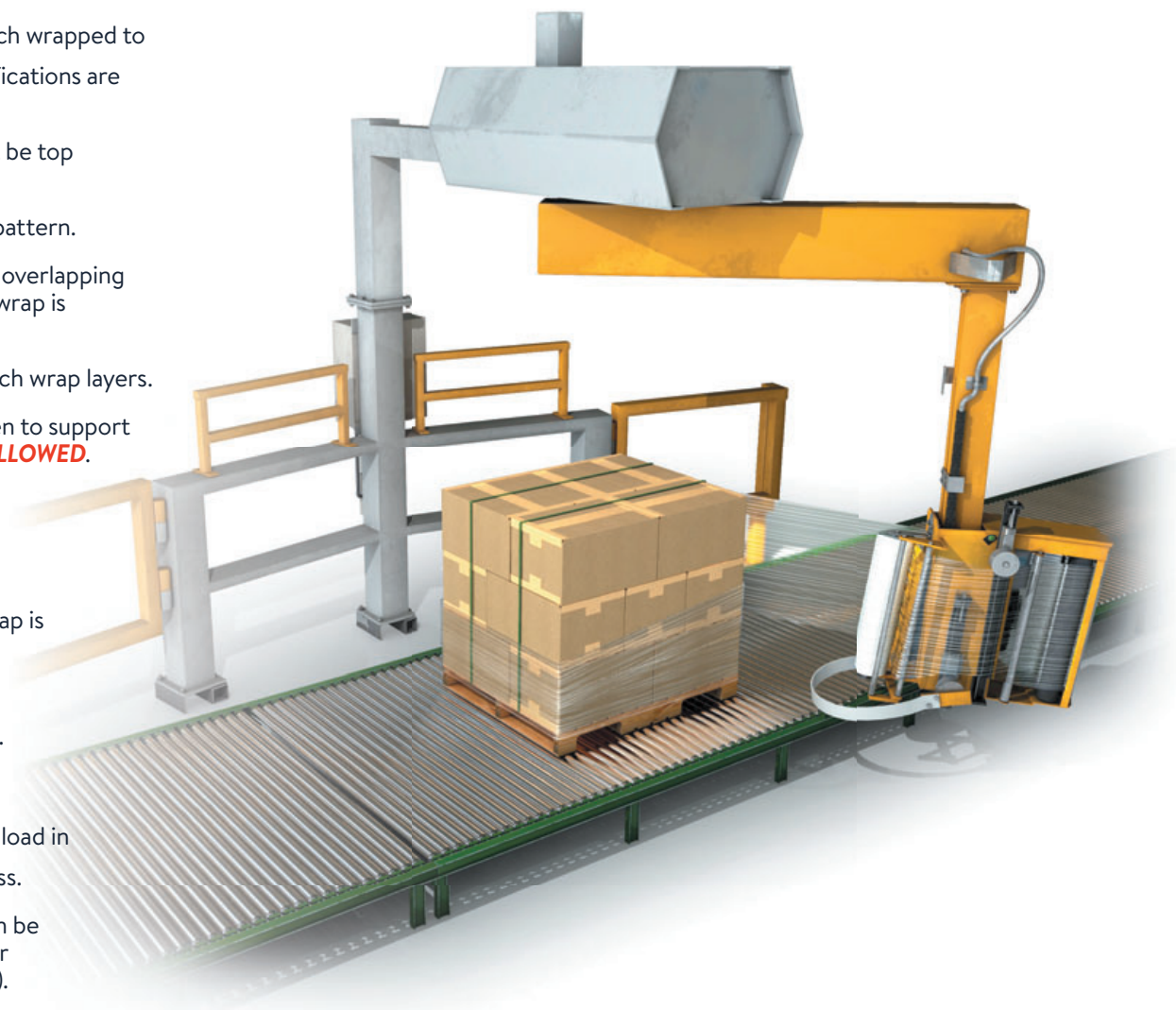
Stretch Wrapping

Merchandise placed on pallets or slip sheet is **required** to be stretch wrapped to contain and prevent damage during shipping. Stretch wrap specifications are based on the containment force requirements outlined below.

- When stretch wrap equipment is unavailable, stretch wrap must be top quality and a minimum of 80 gauge, 15" wrap.
- Wrap from the bottom of the pallet upwards in an overlapping pattern.
- Ensure the bottom layer is double wrapped. Double-wrap while overlapping every 2-4 inches. Covering pallet fork entry holes with stretch wrap is **NOT ALLOWED**.
- Pallet labels may be secured between or on the outside of stretch wrap layers.
- Colored stretch wrap is **NOT ALLOWED**. Exceptions may be given to support special events. Black corrugated or black stretch wrap is **NOT ALLOWED**.
- Netting and twine for pallet containment is **NOT ALLOWED**.
- Using more than 10 layers of stretch wrap is **NOT ALLOWED**.
- Stretch wrap tails are **NOT ALLOWED**. The end of the stretch wrap is **required** to be pressed firmly against the unit load.
- Ventilated stretch wrap is allowed as needed for product.
- Cases are **required** to be secured to the pallet with stretch wrap.

Containment Force

- Containment force is the amount of force the wrap exerts on a load in order to hold it together for the duration of the shipping process.
- Containment force is the only consistent measurement that can be taken regardless of the gauge of wrap, manufacturer of wrap, or wrapping method (type of equipment used vs. hand application).
- This is the most important measurement to monitor when down-gauging, or when converting to or qualifying new wraps. The containment force is **required** to be held to a consistent number, appropriate for the load, in order to ensure that the product is delivered to its destination in good condition.






Trailer Loading

PO Trailer Separation

All pallets that belong to the same PO must be kept together throughout the trailer. Always load staple stock purchase orders “PO Type 20 items” in the nose of the trailer and Distribution Assembly (DA) purchase orders “PO Type 33 items” on the tail of the trailer. Overweight axle concerns may prevent some pallets from being separated by PO. It is the responsibility of the Supplier to ensure that trailer is loaded in compliance with DOT regulations.

All PO types are required to be separated on the trailer with truckload shipments. PO types cannot be mixed within the trailer or on the same pallet.

PO pallet trailer configuration (colors represent different POs)



CORRECT
Pallets of the same PO/items are kept together in the trailer

INCORRECT
Pallets of the same PO/items are mixed throughout the trailer

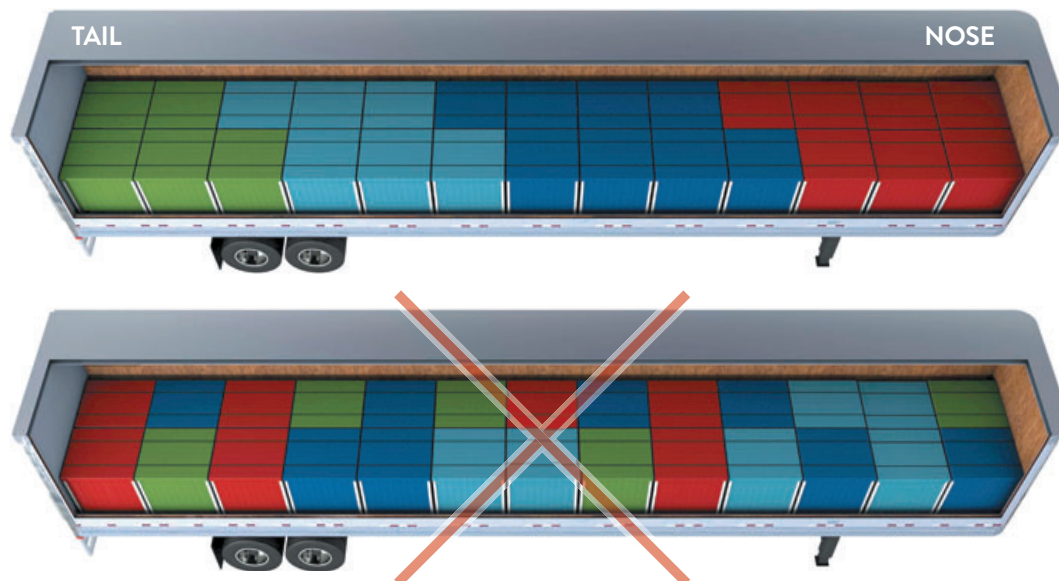
Item Trailer Separation

All pallets of the same item, PO, and PO Type are **required** to be kept together throughout the trailer. Overweight axle concerns may prevent some pallets from being separated by item. It is the responsibility of the Supplier to ensure that trailer is loaded in compliance with DOT regulations.

PO separation is 1st priority, item separation is 2nd priority.

DSV Suppliers see the DSV section for specific BOL requirements for your shipments

Item pallet trailer configuration (colors represent different POs)



CORRECT
Pallets of the same PO/items are kept together in the trailer

INCORRECT
Pallets of the same PO/items are mixed throughout the trailer

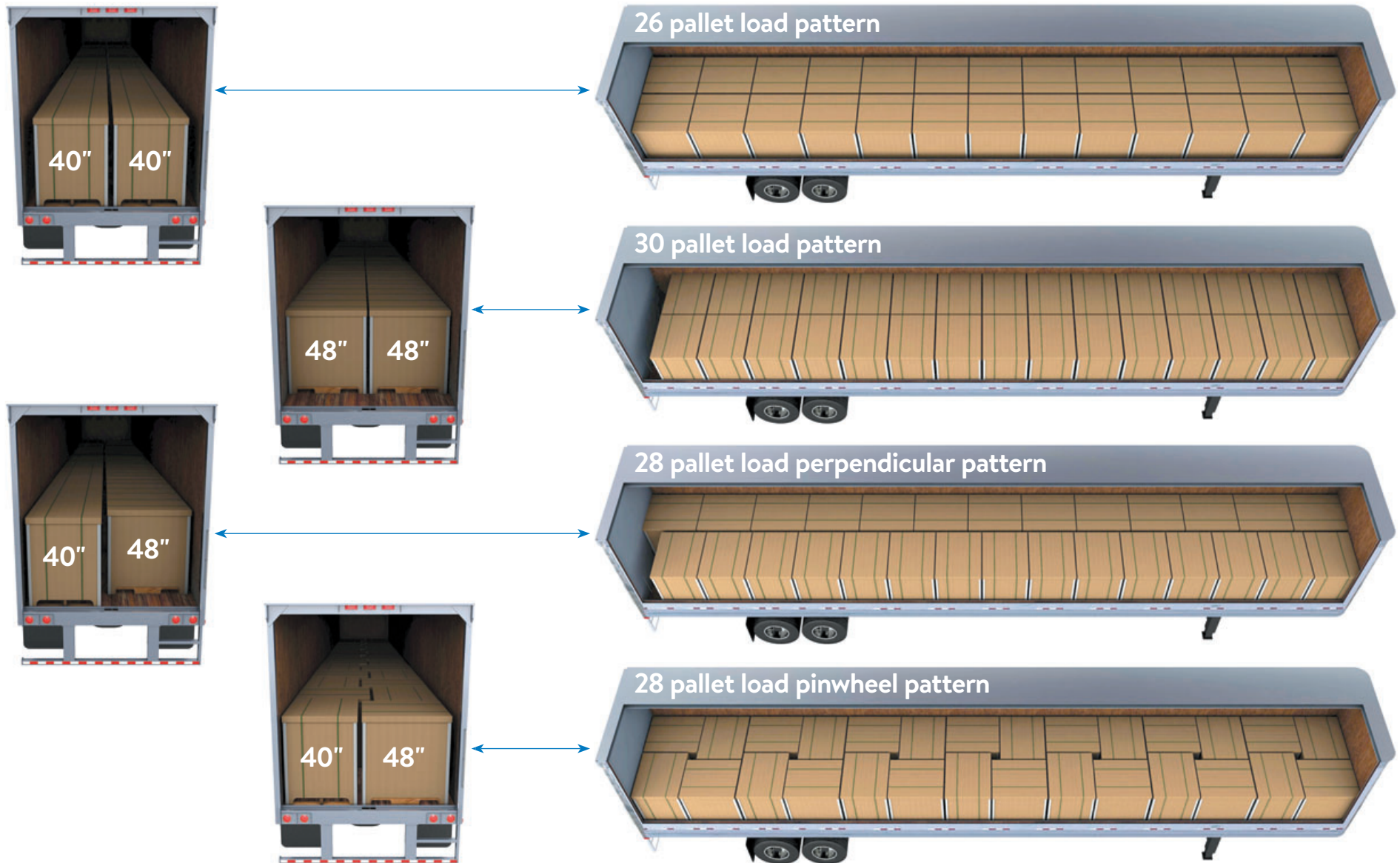


Trailer Measurements

53 ft. swing door dry van 636" L x 102" W x 110" H	53 ft. rollup door dry van 636" L x 102" W x 108" H	48 ft. rollup door 576" L x 99" W x 108" H	53 ft. swing door reefer 636" L x 102" W x 110" H (up to 3 reefer units)	53 ft. rollup door reefer 636" L x 102" W x 108" H (up to 3 reefer units)
Max loadable internal space 630" L x 96" W x 104" H	Max loadable internal space 626" L x 96" W x 98" H	Max loadable internal space 566" L x 93" W x 98" H	Max loadable internal space 628" L x 96" W x 104" H	Max loadable internal space 624" L x 96" W x 98" H
Floor stacked - 3,640 cubes	Floor stacked - 3,408 cubes	Floor stacked - 2,985 cubes	Floor stacked - 3,608 cubes	Floor stacked - 3,377 cubes
Straight	Straight	Straight	Straight	Straight
Single stacked - 26 pallets	Single stacked - 26 pallets	Single stacked - 22 pallets	Single stacked - 26 pallets	Single stacked - 26 pallets
Double stacked - 52 pallets	Double stacked - 46 pallets	Double stacked - 38 pallets	Double Stacked - 49 pallets	Double Stacked - 43 pallets
Pinwheel	Pinwheel	Pinwheel	Pinwheel	Pinwheel
Single stacked - 28 pallets	Single stacked - 28 pallets	Single stacked - 24 pallets	Single stacked - 28 pallets	Single stacked - 28 pallets
Double stacked - 56 pallets	Double stacked - 50 pallets	Double stacked - 42 pallets	Double stacked - 53 pallets	Double stacked - 47 pallets
48" wide load	48" wide load	48" wide load		
Single stacked - 30 pallets	Single stacked - 30 pallets	Single stacked - 26 pallets		
Double stacked - 60 pallets	Double stacked - 54 pallets	Double stacked - 46 pallets		
				
96" maximum height	96" maximum height	96" maximum height	96" maximum height	96" maximum height

Trailer Load Patterns

Use one of the suggested loading patterns to reduce air space and freight damage.



Packing Slips and Global Location Number (GLN)

Packing Slip

A packing slip is **required** for use:

- LTL Shipments - If shipping LTL, a packing slip is **required** to be attached to the outside of one case for each purchase order.
- Full Truckload Shipments to the eCommerce Fulfillment Centers and the Grocery Distribution Centers.
 - **Required** to be attached to the outside of the last box loaded on the trailer.
 - **Required** to face outward on the pallet or box in clear view of the unloader.
- A second packing slip is **required** be made available to the carrier with the BOL and the freight bill for presentation at the warehouse transportation office.

A packing slip is **not required** for use:

- Full Truckload Shipments to the Regional and Fashion Distribution Centers.
- Small Parcel Shipments.

The following information is **required** on packing slips:

- PO number
- PO type number
- Location number (store or DC number)
- Department number
- Shipper's name and address
- Vendor stock number and/or Walmart item number
- Case count per item
- Total case count shipped

Guidelines for GLN Address Information

The following Ship To addresses will be used for all US and Canada PO shipments to Walmart DCs. The cross-reference table below identifies the Walmart PO type associated with the actual delivery address that must be used on all BOLs and shipping labels.

Address information is available via EDI (816) or Walmart Retail Link.

For EDI updates contact the Help Desk at 479-273-8888.

Retail Link > Tools > Store/Club/DC & GLN Lists

DC GLN ADDRESS / PO TYPE CROSS-REFERENCE							
GLN SEQ	Regional DCs	PO Types Included Under This Address					
1	WAL-MART DC 60XXR-REGULAR	0020, 0022, 0040, 0042					
2	WAL-MART DC 60XXG-GENERAL	0003, 0043					
3	WAL-MART DC 60XXT-TAB	0006, 0016, 0045, 0053					
4	WAL-MART DC 60XXD-DSDC	0073					
5	WAL-MART DC 60XXJ-JIT	0050, 0083					
6	WAL-MART DC 60XXP-PAD	0093					
7	WAL-MART DC 60XXW-WPM	0010, 0011, 0014, 0015, 0018, 0019					
8	WAL-MART DC 60XXI-IMP ASM	0023					
9	WAL-MART DC 60XXA-ASM DIS	0033					

EXAMPLE: GLN DC ADDRESS CROSS-REFERENCE							
GLN SEQ	DC Nbr	GLN	Address Line 1	Address Line 2	City	State	Zip
1	6094	0078742035222	WAL-MART DC 6094R-REGULAR	5821 SW REGIONAL AIRPORT BLVD	BENTONVILLE	AR	72712
2	6094	0078742035239	WAL-MART DC 6094C-GENERAL	5821 SW REGIONAL AIRPORT BLVD	BENTONVILLE	AR	72712
3	6094	0078742035246	WAL-MART DC 6094T-TAB	5821 SW REGIONAL AIRPORT BLVD	BENTONVILLE	AR	72712
4	6094	0078742035253	WAL-MART DC 6094D-DSDC	5821 SW REGIONAL AIRPORT BLVD	BENTONVILLE	AR	72712
5	6094	0078742035260	WAL-MART DC 6094J-JIT	5821 SW REGIONAL AIRPORT BLVD	BENTONVILLE	AR	72712
6	6094	0078742035277	WAL-MART DC 6094P-PAD	5821 SW REGIONAL AIRPORT BLVD	BENTONVILLE	AR	72712
7	6094	0078742035284	WAL-MART DC 6094W-WPM	5821 SW REGIONAL AIRPORT BLVD	BENTONVILLE	AR	72712
8	6094	0078742035291	WAL-MART DC 6094I-IMP ASM	5821 SW REGIONAL AIRPORT BLVD	BENTONVILLE	AR	72712
9	6094	0078742035307	WAL-MART DC 6094A-ASM DIS	5821 SW REGIONAL AIRPORT BLVD	BENTONVILLE	AR	72712



Packing Slip
(example only)

Bill of Lading (BOL)

BOL Requirements

A separate BOL is **required** to be filled out for each delivery address (GLN Address Line 2). All PO numbers are **required** to be listed on the BOL with the appropriate location number (DC number), PO type and department number, with total cases by PO. Use supplemental pages for additional PO if needed. In order to eliminate any delays in timely processing, proper delivery, and segregation of these shipments, the GLN address information is **required** to be used on the Ship To Address.

For LTL shipments, multiple PO types shipped from the same origin ship point to the same DC on the same day can be listed on the same BOL.

The Ship To address used should be Walmart DC 60XXG-GENERAL.

The BOL must show the proper classification description as stated in the National Motor Freight Classification tariff, and list all POs being shipped and the number of cases for each PO.

When carrier drivers sign a BOL, they are signing for a specific number of shipping units (cases, floor load pieces, or pallets) not single selling units. You must record the quantity of shipping units and all PO numbers on the BOL. If the shipment is palletized, drivers are to sign for the number of pallets, not the number of cases or pieces.

Handwritten corrections on the BOL are NOT ALLOWED.

POs for the same Walmart DC address should be shipped on one BOL. At many Walmart facilities, distribution and staple stock POs have different addresses. Freight delivered to one of these split address locations must be shipped on separate BOLs. If there are multiple POs on a truckload shipment, each PO must be loaded separately. A master BOL must be used when shipping to a Walmart center point or consolidator.

- The BOL must have the carrier name and pro number. If a trailer number is available, include it on the BOL. If Walmart is to pay freight charges, the BOL must be marked "Collect."
- If a Walmart load number is available, it must be on the BOL in the SID field.
- The Must Arrive By Date (MABD) should be specified on the BOL (Must Deliver By Date) field so that the carrier clearly understands the delivery date expectation.
- For BOLs that have multiple POs and different MABDs, the earliest MABD should be specified.

Walmart eCommerce makes use of multiple 3PL providers within its fulfillment center network. All 3PL fulfillment centers within the Walmart.com network have a Walmart store number that will be included on all routing instructions for collect freight to these FCs. When filling out bills of lading for loads going to these facilities, vendors should fill out the consignee field on the BOL to match the destination as it appears on the routing instructions received from Walmart.com.

For collect shipments, failure to indicate correct consignee name and address, freight terms, Walmart load number, and PO numbers may result in chargebacks to the Supplier.

VICS BOL Example

Our long-term strategy is to support implementation of the VICS Standard BOL. For more information go to www.gs1us.org.

BOL Required Information

- Ship from address
- Ship to address
- Consignee ID # (CID) - Imports Only
- BOL number
- Payment terms for freight charges
- Check box when using master BOL
- 10-digit PO number
- Number of Cases
- Weight of Cases
- 4-digit PO type
- 5-digit department number
- Indicate if product is unitized (pallets or slips)
- 5-digit destination number (WM facility number)
- Trailer Seal Number
- Unit and commodity information
- General description of the product
- National Motor Freight Classification item number
- NMFC freight class
- Shipper's signature protecting consignee default
- Carrier's signature indicating receipt of product listed on BOL on specified date
- Select party that counted freight
- Select party that loaded freight
- Shippers signature indicating BOL accuracy
- Must Arrive By Date (MABD = Expected DC delivery/arrival date)
- Set Temperature for Temperature Controlled Trailers

BOL Optional Information

- Shipment ID # (SID # - Walmart load # if available)
- Carrier information numbers: Trailer, SCAC, and Pro
- Provide any additional details or comments

Advanced Ship Notice (ASN)

ASN is the Electronic Data Interchange (EDI 856) notification used to inform Walmart about the contents of a shipment prior to delivery.

ASN Benefits

For Walmart

- Better labor planning for advanced visibility to incoming freight.
- Improved receiving efficiencies with fewer freight problems to reconcile.
- Better inventory management.
- Reduced manual processing.
- Source traceability of recalled products.

For Supplier

- Improved invoicing accuracy and quicker payment leading to faster turn around of trailers.
- Better OTIF performance.
- Reduced manual processing and paperwork.
- Auto PO Update – reduction in manual PO change forms reviewed/processed and quicker re-ordering of shorted goods to drive in-stock.

ASN On-boarding

Pre-onboarding requirements

- Valid Walmart Retail Link ID must be connected to the Supplier number being on-boarded.
- Validate UPCs and ensure data is current and synchronized between Supplier and Walmart item file.
- Review Walmart ASN specifications document and complete mapping of data elements from your current system.

On-boarding

- Complete 856 and 824 testing in Vendor Self Test Portal.
- Reach out to EDI or ASN on-boarding team to move the TP from testing into Production.
- Send ASN for active PO and follow response on the EDI 997 Functional Acknowledgments and EDI 824 Application Advice.
- Review and correct possible errors.
- Contact EDI Helpdesk or ASN On-boarding Team with questions.
- Transmit ASNs for all sequences and departments shipping to the DC.

Supplier Resources

EDI support

- For questions contact EDI Supplier Support at **479-273-8888**.
- Open a ticket under the Supplier self service app on Retail Link.
- For Produce Traceability Initiative (PTI) questions, reference www.producetraceability.org

EDI 856 specification

[Retail Link > Apps > E > EDI-B2B](#)

ASN Support

- ASN Dashboard – [Retail Link > Apps > Advanced Shipment Notice Dashboard](#)
- ASN On-boarding Team - ASN on-board mailbox asnSupplieronboard@walmart.com
- ASN Compliance Team - ASN compliance mailbox asncompliance@walmart.com



Inbound Appointment Scheduling

All inbound product deliveries made to a Distribution Center should have a scheduled delivery/appointment. The DC Appointment Scheduler application is a web-based application, used by Suppliers, carriers, and DC associates for these managing inbound deliveries. The scheduler application allows users to view and modify delivery appointments based on each users own profile.

Appointment Compliance

All Suppliers are expected to meet our appointment compliance requirements. Maintaining high appointment compliance has mutual benefit for both Walmart, Suppliers, and Carriers, including:

- Better labor planning through advanced visibility to incoming freight
- Improved gate-in and receiving efficiencies
- Reduced manual processing and paperwork and re-work
- Improved inbound capacity and availability

Appointment Compliance Expectations

Appointment Accuracy

The following information is **required** to be updated and accurate in DC Scheduler prior to the loads arrival at the DC:

- SCAC (Standard Carrier Alpha Code) - the appointment is **required** to have a valid SCAC that matches the carrier that will be delivering the load.
- POs Numbers on the Load - all POs delivered on the load are **required** to be included on the appointment with valid Walmart PO numbers.
- Case Count - The appointment is **required** to reflect the correct number of cases on the load by PO.

Appointment On-Time

- Loads are **required** to gate in on-time per the scheduled appointment.
- A delivery is **required** to be rescheduled prior to the appointment time if there is a known delay.

Supplier and Carrier Resources

Scheduler Support - For questions regarding DC Scheduler functionality or system issues, contact dcshadm@wal-mart.com

DC Scheduler Training and User Guides - [Retail Link > Academy > Ordering & Replenishment > Scheduling DC Appointments > DC Appointment Scheduler](#)

Additional Resources and Guidance - [Retail Link > Academy > Ordering & Replenishment > Scheduling DC Appointments > Inbound DC Scheduling](#)





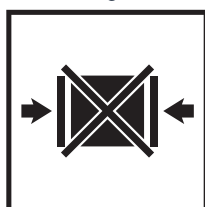
Optimize Design
Get credit for improving your packaging by joining Project Gigaton.

Product Packaging

Certain product types **require** additional packaging standards to help ensure as damage-free a transit as possible.

Tabletop Packaging


- Handling warnings such as **Fragile**, **Handle With Care**, **No Clamp**, and stacking limits must be printed on the shipping case.
- Up Arrows are **required** to indicate stacking and handling directions.
- Cases containing the individual dishware are **required** to be constructed with a burst strength that allows a 5-foot stack height.



NO CLAMP



FRAGILE
HANDLE WITH CARE



THIS SIDE UP

Furniture Packaging


- Arrows indicating stacking and handling directions are **required** to be printed directly on the shipping case.
- Handling warnings such as **Team Lift** are **required** to be printed on the case.
- When products are packed in multiple cases, each case is **required** to indicate Box 1 of 2, Box 2 of 2, and so forth.
- The case is **required** to be constructed with a burst strength that allows a 5-foot stack height in the warehouse.



FRAGILE
HANDLE WITH CARE



FOR ITEMS OVER 50 lbs
DO NOT LIFT ALONE



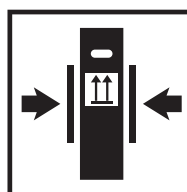
THIS SIDE UP

Large TVs, All-in-one Computers, and Monitors Packaging

Due to their very fragile nature, large electronics such as computers, TVs and monitors **require** special packaging to ensure safe transit through the transportation network.

- We strongly recommend double-boxing all large electronics by placing the manufacturer's box in another, slightly larger box.
- UP Arrows indicating stacking and handling directions are **required** to be printed on the shipping case.
- Large Screen TVs **require** 3 Sets of UPC-S/N Labels. One set to be located on the short side, one set on the large side, and one set on the top to meet in store requirements.
- Large Screen TVs are **required** to ship on a pallet sized appropriately to accommodate them with no overhang and no more than 1" of underhang. The pallet size must maintain the build style of a standard, 4-way grade "A" 48"x40" pallet. The 48" length is **required**, the 40" width is allowed to grow as needed to accommodate the TV packaging.
- Large Screen TVs are **required** to pass a Walmart Specific TV test protocol. Suppliers can obtain a copy of the **required** test protocol on [Retail Link > Academy > Ordering & Replenishment > Shipping, Routing, Packaging, Labeling > Transit Testing](#)

NOTE: TVs are required to be in compliance with Walmart Test Protocols by 02-01-2022



CLAMP NARROW SIDES
(EDGES ONLY)



NO HORIZONTAL
STACKING




MAXIMUM VERTICAL
STACKING



HANDLE WITH CARE




LOAD UPRIGHT
NEVER LOAD FLAT



PREVENT FROM
FALLING OVER



FRONT OF TV




THIS SIDE UP



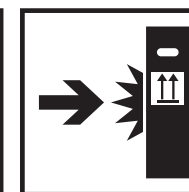
FOR ITEMS OVER 50 lbs
DO NOT LIFT ALONE



KEEP DRY



DO NOT DROP
OBJECTS ON BOX



DO NOT STRIKE
AVOID FRONT PRESSURE



Optimize Design
Get credit for improving your packaging by joining Project Gigaton.

Fragile Product Packaging

Fragile Merchandise Packaging

Glass, ceramic, and fragile items are **required** to be properly packaged to minimize the risk of damage throughout the supply chain. Cases may encounter heavy compression and vibration during transportation and on a DC conveyor and automation system.

Packaging Requirements

- Glass, ceramic, or fragile product shipping in corrugated trays are **required** to have sidewalls that are a minimum of 3" tall or to the neck of the bottle or jar, whichever is higher.
- Plastic film is **required** to fit tightly around the tray to minimize movement.
- Pack dimensions with an aspect ratio (height/width) greater than 1.6 are **required** to ship in a full-corrugated case.
- All cases containing fragile merchandise are **required** to be clearly marked with a graphic icon depicting the fragility of the merchandise.

Protective Packaging Options

- Corrugated dividers or partitions are strongly preferred to eliminate glass-on-glass contact and prevent breakage.
- Use of protective coating on the glass container or bottle is preferred.
- Padding on the bottom of the case must be sufficient to protect against bottom tray wear during conveyance.

Ship Testing

Suppliers are **required** to conduct a modified ISTA 3A ship test for multi-packs of glass or ceramic bottles and jars to ensure adequate packaging protection.

- Suppliers can obtain a copy of the **required** test protocol on [Retail Link > Academy > Ordering & Replenishment > Shipping, Routing, Packaging, Labeling > Transit Testing](#)

Do not over pack or reinforce packaging during your ship test. Ship exactly how you intend to ship to the Walmart DC.

- Send a copy of your passing ISTA Ship Test to the Walmart Packaging Manager at logpkg@wal-mart.com

The test above must be conducted first before requesting a test shipment through the Walmart DC.

Sustainability goals should not compromise the packaging needed to protect the product throughout the supply chain.

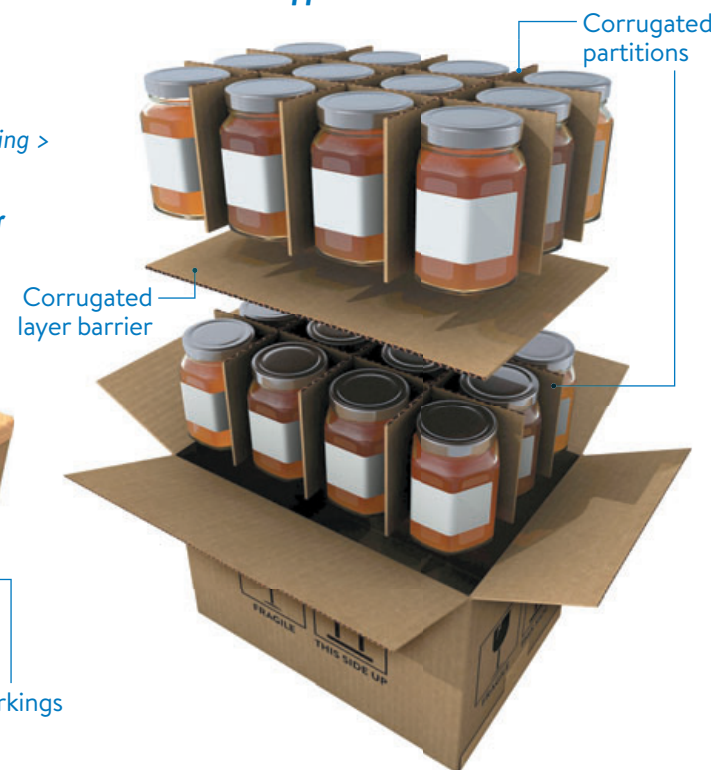
NOTE - Glass packaging shipping through the eCommerce network must pass eCommerce shipping standards. See appendix C for more detail.



Corrugated partitions



Case markings



Corrugated partitions

Corrugated layer barrier

Inner Pack - Shoe Packaging and Labeling

This page provides standardized packaging guidelines for shoe Suppliers, enabling accurate shipping of product through the Fashion Distribution Centers (FDCs).

Shoe Run Assortment

- Assortment shipping cases for shoes are **required** to include the size run marking on at least one of the long sides of the shipping case.
- A printed size run is **required**. The size run consists of a horizontal row indicating the sizes inside the case (starting with the smallest size on the left, and ending with the largest size on the right).
- Below the first row is a second horizontal row indicating the number of pairs for each size listed above. **Exception:** If a shipping case contains multiple size runs, the Supplier does not print the size run marking on the shipping case.



product without tearing of cardboard, sealing tape, or otherwise damaging the barcode or exposing the pair inside the inner box.

- With box placed on the lowest center of gravity, barcode labels should be centered on the lower edge of side facing the direction of travel. The side facing the direction of travel is usually the side measuring the least width.

2. Polybags must meet the following guidelines:

- Bags are **required** to fit tightly around the item with no excess plastic, and be sealed securely to ensure product does not fall out of the polybag.
- Bags should be opaque and not highly reflective.
- Shoes are **required** to be positioned in the bag in a manner that creates a flat surface on at least one side, allowing pairs to properly travel both powered and gravity conveyors.
- A piece of chipboard placed under the shoe may be necessary to create a flat surface.
- Barcode labels must be centered on top of bag, and work best when placed perpendicular to the direction of travel.

3. Examples of vendor pack/warehouse pack

- Packed 6/1 - Vendor must pack each pair individually. There will be 6 polybags with 1 pair in each polybag.
- Packed 6/2 - Vendor must pack 2 pair in each polybag. There will be 3 polybags with 2 pair in each polybag.

NOTE - Shoe hangers are NOT ALLOWED for use in the eCommerce networks

	Length	Width	Height	Weight
Minimum	6"	4"	2"	6 ounces
Maximum	18"	14"	7"	7 pounds

NOTE - There is no tolerance on the maximum height.

Unacceptable polybags are dry cleaner bags and import polybags made from polypropylene, referred to as PP.

Inner Pack - Barcodes

Barcodes are **required** to be EAN-13 printed on a 1" x 2" label

a. 15 mil bar height .625"

b. Pattern length 1.48"

c. Examples of barcode placement



Barcode on side of least width on plain craft box

Barcode bottom left edge on standard shoebox



Barcode centered on polybag, perpendicular to direction of travel

Inner Pack - Shoe Packaging

1. Plain brown corrugated box (the preferred package)

- These boxes are **required** to adhere to the minimum and maximum unit specifications shown on this page.
- Each individual box is **required** to be properly sealed on both ends and have an air hole punched in two sides where one of the holes must be accessible when the master case is opened. Holes are used to help remove the inner box from master case.
- Case packs should be packed for easy removal of

Unit Specifications



RFID Apparel Packaging, Introduction / Packaging Type

Introduction

To serve our customers right the first time, Walmart US Supply Chain (store only) will be following all industry standards set forth by GS1 RFID serialized encoding standard, GS1 RFID tag placement standards and Auburn University RFID Lab ARC inlay standards. All apparel brands that are being shipped into and sold at any of our Walmart U.S. stores **require** RFID tags. This includes all national, proprietary, Supplier and private brands. DSV/SOTC are in scope. International stores are out of scope. Dot com orders that are NOT shipping to stores are out of scope, however it can still carry the RFID tagging if like item is at the store.

Apparel Departments that **require** RFID Tagging

23-Mens Wear	29-Hosiery	33-Girls Wear
24-Boys Wear	29-Ladies Sleepwear	34-Misses & Juniors
25-Footwear	30-Bras & Shapewear	34-Plus Size & Maternity
26-Infant	31-Accessories	34-Outerwear & Sleepwear
29-Ladies Socks	32-Jewelry & Sunglasses	41-Team Sports

Seasonal Programs and Events

All seasonal program items are **required** to be RFID tagged. The only exception to this requirement is for Annual Event items. This goes into effect for seasonal programs being set after 8/1/2021. Check with your Merchant team to ensure alignment.

Determine Inlay Manufacturer

National, Proprietary, and Supplier Brands

- Brand owners may select any Auburn University approved inlay manufacturer listed on their website. Any inlay manufacturer not listed on the Auburn website cannot produce inlays for packaging being shipped to Walmart. Even if using an approved inlay provider, you must still submit samples to Auburn for final approval.

Private Brands

- All Walmart private brands must use one of the following approved inlay manufacturers from Auburn University website <https://rfid.auburn.edu/arc> using one of the W1-W6 specs.

NOTE - this is not about serialization of the tags as it pertains to the manufacturing of the blank inlays only. Even if using an approved inlay provider, you are **required to still submit samples to Auburn for final approval rfidlab@auburn.edu**

Refer to General Merchandise Apparel Shipments Only case markings in next section.

Other Walmart nominated packaging resources are **required** to purchase their blank inlays from one of the four (4) companies below:

- Avery Dennison/Smarttrac
- Checkpoint
- R-PAC/Alien
- SML

RFID Application based on Packaging Type

These guidelines are general in nature. Consult the GS1 apparel placement guideline manual for product specific placement and adhere to GS1 standards.

EXISTING PACKAGING TYPE	RFID APPLICATION
Primary Branded Hangtag	Embed inlay into hangtag
Size Strip	Add a joker ticket or embed inlay into primary hangtag; RFID placed within the size strip is NOT ALLOWED .
Joker Ticket/Sunglasses	Add a separate paper based sticker or embed inlay into joker ticket
Backer Card	Add a separate paper based sticker
Bellyband	Add a separate paper based sticker
Blisters/Clamshells	Add a separate paper based sticker
Header Card	Add a separate paper based sticker
Folding Carton	Add a separate paper based sticker
Jewelry Carding/Box	Add a separate paper based sticker/email Auburn for further direction
Wallet/Belt/Watch	Add a separate paper based sticker or attach hangtag directly to item
Polybag	Add a separate paper based sticker
Collar Card	Add a generic embedded inlay hangtag
Plastic Bottle	Add a separate paper based sticker
Metal Can	Email rfidlab@auburn.edu for further direction



RFID Apparel Packaging, Hangtags

Branded Embedded Hangtag

Private Brands Only

- Changes to dielines or artwork will be managed through Walmart US Packaging Team and their nominated packaging resources.

All Brands

- Embed inlay is **required** in branded hangtags.
- If you cannot execute for initial roll-out (S3 2021), you may use generic embedded hangtag for **initial shipment only**.
- All branded tags are **required** to have inlay embedded by S1 2021 shipments.

Generic Embedded Hangtag Format

Hangtag dimensions: 83mm x 25mm | **INLAY size:** 70mm x 14mm (+/- 2mm)

Minimum Copy Requirements

- UPC# (no bars; human readable)
- EPC Logo
- Item Description (from primary packaging)
- Additional information is allowed

Specifications

- Embed inlay between C2S paper stock
- Material:** 14pt. C2S (minimum; glossy both sides)
- Font:** 12pt. Bogle Regular (centered vertically and horizontally from left side of logo to right side of swift tag hole)
- EPC logo:** Centered vertically and placed as shown below
- Color:** Black ink on 1 side of tag

NOTE - *Generic embedded hangtags should only be used when size strip or hanger collar card is the core branded packaging, or if the inlay sizes available do not fit your current packaging. It must be placed behind the primary hangtag.

For all locations of adding tags to garments, refer to **GS1 US Placement Guidelines:** www.gs1us.org

Folded Programs Only with Size Strip

- Swiftach embedded inlay hangtag through the inside left neck/left waist seam. Swiftach length is ½ inch and the embedded hangtag will need to be tucked inside the shirt or pant.* This is an exception from the GS1 placement guidelines, for folded programs only.
- If the item contains a joker ticket, either embed inlay into joker or add a separate generic embedded sticker as you can only have a scannable UPC on one or the other, not both.

Hanging Programs—Long Sleeve (all brands)

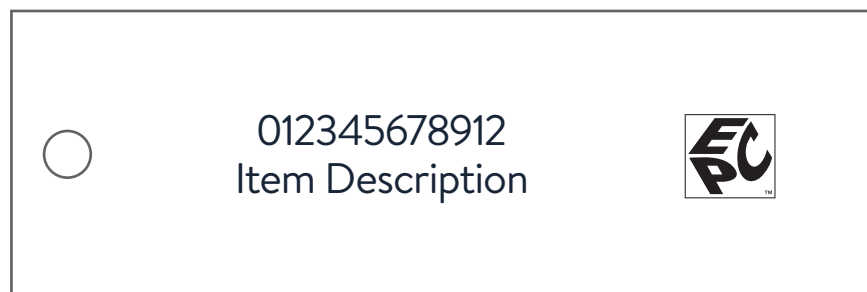
- Armhole placement is allowed.

D25 Shoe Hangtags (all brands)

- RFID hangtag is **required** to be affixed to shoe.
- Embed inlay into branded hangtag or add a generic embedded inlay hangtag.
- Attaching RFID stickers anywhere on the shoe box is **NOT ALLOWED**.

License Hangtags (all brands)

- May use RFID embedded Walmart generic price ticket.





RFID Apparel Packaging, cont...

Tagging

- Sewing RFID inlay tags into the physical apparel item is **NOT ALLOWED**.
- RFID inlay stickers are **required** to be placed on packaging only.
- Staples, perfs, swifttach, folding or diecuts through the inlay are **NOT ALLOWED**.
- RFID inlay placement on the bottom of polybags, boxed items or near the under wire for bras is **NOT ALLOWED**.
- Applying RFID to an EAS tag is **NOT ALLOWED**, unless you have special permission from Auburn University well in advance for proper testing.

EPC Symbol

- The EPC logo example represents the bare minimum of information that should be shown on your packaging to identify RFID tagging.
- Any packaging that has an RFID tag is **required** to have the Electronic Product Code (EPC) symbol displayed on the packaging for the customer and store associates to recognize.
- The EPC symbol is **NOT ALLOWED** to be shown on any packaging that does not contain an RFID inlay. Having tags with an EPC logo and/or inlay but not properly encoded can cause major confusion within the process.
- Go to this link for the EPC Symbol image file and related documentation:
www.gs1.org/standards/epc-rfid/guidelines

UPC to EPC Conversion

For information regarding the EPC data structure, visit the GS1 website. The EPC data structure is an industry standard and is maintained by GS1. The EPC Encoder/Decoder Tool can be found here: www.gs1us.org/tools/epc-encoder-decoder


Supplier Accountability

- Product Suppliers are **required** to have a process in place to ensure all tags leaving your facility are completely unique.
- Quality checking includes ensuring there are no duplicate tags or codes and that each tag is properly encoded for the item it is on.
- Any errors arriving at the stores will be the responsibility of product Suppliers and all costs will be incurred by the Supplier.

Additional Information

For more information on the RFID program for apparel, including additional design details and packaging sample submission instructions, and review the Walmart RFID playbook located on Retail Link.

[Retail Link > Supplier Academy > Item Setup & Management > Business Specific Resources](#)

RFID Packaging Sample Submission Form 
(Revised 10/07/2020)

Vendor Name in Retail Link:	
Vendor Number in Retail Link:	
Sender Name:	
Sender Email:	
Sender Phone #:	
Sender Country of Origin:	
Walmart Buyer Name:	
UPC/EAN for Item Submitted (if available):	

Item Type and Dept #:	
Apparel	Footwear
Accessories	Jewelry
Sunglasses	

Auburn Spec for Inlay Used (W1-W6):

Inlay Developer (Company Name):	Model Name (i.e., Maze MU7):

Brand Type and Brand Name:	
Private:	Supplier:
Proprietary:	National:

- Download and print form from Retail Link or photocopy this page.
- Fill out the submission form completely (any incomplete data will cause delays in the process).
- Take photos of tag and placement of item.
- Send email to Auburn RFID Lab attaching the submission form and photos.
 - Identify your company in Subject Line.
 - Capture your shipping information in the body of the email.
- Email shipping information to Auburn, shown on page 14.
- Then ship 5 EPC tags plus copies of the submission form and photos to Auburn.

Note: Any product sent to Auburn will not be returned back to the product supplier.
Only certain categories or items are required to submit physical samples to Auburn as noted on page 12.

Walmart Corporate, General Questions: wmapprfid@Walmart.com

Websites:

<https://corporate.walmart.com/newsroom/videos/how-walmart-uses-electronic-product-codes>
<https://corporate.walmart.com/privacy-security/notices/>

Auburn University RFID Lab, General Questions: rfidlab@auburn.edu

ARC Website: <https://rfid.auburn.edu/arc/>

Shipping address:

Send five RFID inlays (no product unless called out differently) and photo showing tagging of item.

Auburn University RFID Lab
 Attn: WM Apparel RFID Validation
 1550 East Glenn Avenue
 Auburn, AL 36849 USA
 +1 (334) 844-7513

GS1 U.S., General questions about RFID encoding standards: walmartrfid@gs1us.org

Tag Data Standards, www.gs1.org/standards/epc-rfid-epcis-id-keys/epc-rfid-tds

Apparel Placement Guideline, www.gs1us.org/DesktopModules/Bring2mind/DMX

Solution Partners, www.gs1us.org/industries/apparel-general-merchandise/implementation-resources/who-can-help

Direct Store Delivery - ASN Shipping Label Requirements

Shipping Labels on Pallets, Totes, and RPCs

Suppliers are **required** to use a shipping label for ASN deliveries.

- The GS1-128 Barcodes embedded with an SSCC-18 on the physical products are **required** to match delivery paperwork.

NOTE - DEX deliveries do not require a shipping label

The following information is **required** on the shipping label:

- Store # - 5 digits (example, Store # 00078)
- Last 3 digits of the Invoice # (not applicable for Pay From Receipt -PFR- Suppliers)
- GS1-128 Barcode embedded with an SSCC-18

The following information is **optional** on the shipping label:

- Ship From Address: Suppliers address, city, state, zip code
- Ship To Address: Walmart DC address, city, state, zip code including expanded GLN address
- Postal barcode
- Carrier name (if available).
- PO type - 4 digits (PO TYPE, e.g. 0020).
- BOL number (if available).
- Pro number (if available).
- Department number - 5 digits (Walmart DEPT number, e.g. 00013).

ASN Label Placement Guidelines:

- Pallets:** - Shipping label is **required** to be placed in the upper right corner.
 - If multiple SSCC-18s apply to a single pallet, apply each shipping label to its corresponding layer in the upper right corner.
- Totes or RPCs:** - Shipping label is **required** to be placed on the front center.

Ship From:		Ship To:	
SHIP TO POSTAL CODE (420) 33970		CARRIER PRO: B/L	
STORE# 00078	TYPE 0007	DEPT 00056	INVOICE# 356
ASN DELIVERY SCAN BAR CODE (00) 0 0843269 000012039 9			



Example only



Example only



Direct Store Delivery - Multi-Dept Deliveries

Pallets and Racks

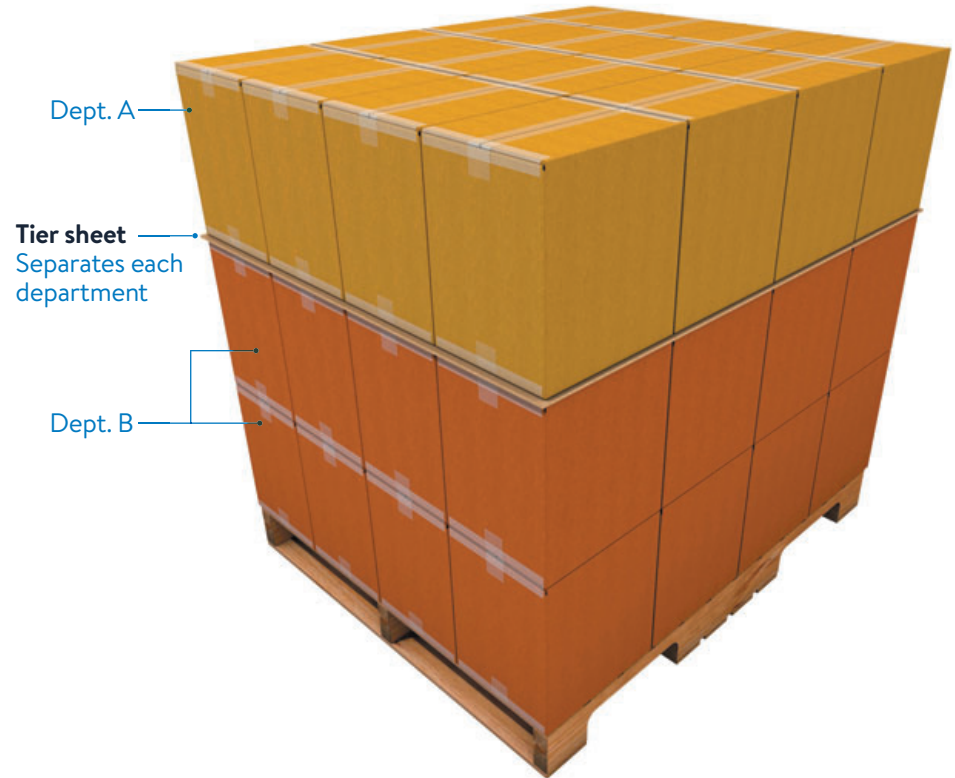
- Cases are **required** to be separated by department

For ASN: - A single delivery should reside as one shipment on one ASN document.

- Each Pallet, Rack, PO, and/or invoice **requires** a unique SSCC

For DEX: - Each department **requires** an individual DEX invoice

- Use tier sheets to separate each department



Totes and RPCs

- Totes and/or RPCs are **required** to be separated by department

For ASN: - A single delivery should reside as one shipment on one ASN document.

- Each Tote and/or RPC **requires** a unique SSCC

For DEX: - Each Department **requires** an individual DEX invoice





Direct Store Delivery - Case Markings

Accurate Deliveries Begin with Accurate Item File Setup

Corrugated Cases and Trays

- GTIN in ITF-14 format is **required**
- GTIN is **required** on a minimum of 2 sides with at least 1 side being the longest
- See 14 Digit GTIN section of this guide for additional information on print quality and GTIN requirements.
- Cases and Trays includes all RRP/SRP/PDQ style packaging

Totes and RPCs

Reusable plastic packaging used for Direct Store Delivery have no case marking requirements.

GTINs allow associates to scan product without opening boxes



Sellable Unit Marking Requirements

Domestic Unit Markings for General Merchandise and Dry Grocery

Each selling unit is **required** to have a valid UPC or EAN barcode printed on it or label adhered to it. If the item is individually poly-bagged or placed in a case then the case or polybag must also include a matching selling unit barcode. This barcode is **required** to match what is entered in Online Item File (Item Setup).

- When the vendor pack is a single item or multiple items to be sold as a single selling unit (1/1), the UPC-A (GTIN12) or EAN (GTIN13) format barcode is **required** to be used on the outer case.
- The 1/1 “Sellable Case Packs”, or “SIOC – Ships In Own Container”, or “Ready To Ship” shall be labeled as such so the warehouse does not inadvertently separate or open such cases. See examples.

NOTE - Best Practice:

Include labeling - “THIS IS A SET. DO NOT SEPARATE.”

Location of this label can be either on the top of the case across the tape seam or beside the case UPC.

Figure A - UPC-A (GTIN12)



- Outer case contains UPC-A (GTIN12) barcode which is different from that of the inner units UPC.
- Because the selling unit quantity is ‘1’ (the entire case), the UPC-A barcode is used. Case is also pre-printed with ‘Ready To Ship’ markings.

Figure B – ITF (GTIN14)



- Outer case contains ITF (GTIN14) barcode.
- This barcode is suitable at the distribution level, in instances where the case is not the intended selling unit. Because the case is the intended selling unit, GS1 Standards indicate a Point of Sale (UPC) barcode should appear on the outer case.

**THIS IS A SET
DO NOT
SEPARATE**



Ships In Own Container (SIOC)

SIOC Packaging

Many items within the eCommerce environment **require** packaging that will allow the product to ship-as-is to a customer with no additional packaging required. Any merchandise that is designated as “**ship-alone**” or “**ship-as-is**” or “**ships-in-own-container**” must be capable of serving as the outbound shipping case when shipped to the customer. These items will not be over boxed by Walmart prior to shipment.

How do I know if my item is classified as SIOC?

If any one of the following conditions are met, your product is considered as “SIOC” and is **required** to ship in its own case:

- Any single side of case is greater than 25" in length - OR -
- The second largest side of case is greater than 20" in length - OR -
- The smallest side of case is greater than 14" in length - OR -
- The case weighs more than 30 pounds - OR -
- Volume is greater than 3.25 cubic feet - OR -
- Any item defined as “collectible”

**Do not over pack or reinforce packaging during your ship test.
Ship exactly how you intend to ship to the Walmart DC.**



Protective Packaging Options

- Shipping case is **NOT ALLOWED** to contain cutouts or windows.
- Item is **required** to be no smaller than 75% of the outer packaging cube.
- Rugs, mattresses, and cushions in sturdy, plastic bags that can ship as-is are acceptable.
- The poly bag, white or clear, should be at least 3 mil thick, be completely sealed and include a UPC-A label on the outside of the poly bag.
- Rugs should be rolled with the pile on the inside for eCommerce shipments.
- Items that nest (stack inside each other), like plastic bins and garbage cans, are acceptable without ships as-is packaging.
- Supplier pack case weight and dimensions are **required** to be submitted to the Walmart.com buyer prior to initial shipment to the Walmart eCommerce network.
- Individual pack case weight and dimensions are **required** to be submitted to the Walmart.com buyer prior to initial shipment to the Walmart eCommerce network.

Ship Testing

Suppliers are **required** to conduct a ISTA ship testing in accordance with Walmart standards. See Appendix C of this document for further information.

For concerns with SIOC requirements or to submit your passing ISTA Ship Test to Returns Management at: [ReturnsM23@walmart.com](mailto>ReturnsM23@walmart.com)

Collectible items are defined as an item considered collectible (collectible sub-category and bobbleheads) with an emphasis on the product and cosmetics of the primary packaging. If the primary packaging is received by customer dirty, scratched, or dented the item is considered damaged.



eCommerce Product Specific Requirements

Liquid Packaging

Adequate packaging of Liquid items flowing through the eCommerce network is critical to ensure the product does not leak before arriving to the customer. A package that leaks may also damage other products in the same case or in close proximity to the faulty liquid package. A liquid would include any chemical, food, or personal use liquid. Liquids are typically packaged with one of the following styles of packaging:

- **Spray Bottle:** Trigger is **required** to be blocked or shrink wrapped to the side of the bottle to avoid damage.
- **Twist Cap Bottle:** Twist Cap packaging is **required** to use shrink wrap, tape, an inner seal or other sealing solution to prevent cap from unscrewing and/or leaking.
- **Flip Cap:** Flip Caps are **required** to use shrink wrap, tape, or other solution to prevent cap from opening.
- **Pump:** Pump style packaging lids are **required** to use shrink wrap, tape, or other solution to prevent cap from opening.
- **Aseptic:** Aseptic style packaging are **required** to follow Walmart Fragile packaging standards. Refer to Fragile Packaging section of this guide.



Granule Packaging

Granule packaging would include the packaging of any fine powder or granule product, such as sugar, baking soda, salt and flour. Granule Packaging is **required** to be in an airtight sealed primary package or in a shrink wrapped primary package.

Nesting Items

Product that nest and may create suction when separated, create inefficiencies in our processes and may cause damage to the product. Some examples would include plastic storage bins and plastic paint buckets. Nesting items are **required** to use paper, paperboard, corrugated or other material between the product to provide breaks in the airflow between the products and prevent damage from separation and vibration.

Sharp Items

Sharp products (i.e. any product that has a sharp or pointed edge such that, when exposed, the edge would present a safety hazard to associates, carriers, or customers receiving or unpacking the product) is **required** to be packaged so that the sharp or pointed edge will not become exposed during the normal course of order fulfillment (includes all processes from receipt to customer opening of the product).

- Cardboard or plastic sheaths alone are not sufficient protection unless the sheath is constructed of a rigid, durable plastic and secured to the product so it cannot slide off in transit.
- Sharp items are **NOT ALLOWED** to be packaged with non-sharp items.
- Outer boxes with sharp items are **required** be labeled as such.



Drop Ship Vendors

NOTE – DSV Suppliers are **required** to adhere to all general case quality, plastic bag, pallet, lithium battery/hazardous material markings, and eCommerce test standards.

DSV Shipping, Packaging, and Labeling

Suppliers are **required** to ship with all carrier and shipping methods assigned by Walmart. Walmart will assign a carrier and ship method for each order. Suppliers are **required** to ship according to the Walmart assigned carrier method. Suppliers will only ship orders from inside the contiguous 48 states, shipping from Hawaii or Alaska is **NOT ALLOWED**.

Suppliers are **required** to ship in plain, unbranded cases. Packing slips or marketing materials are **NOT ALLOWED** to be included in the case.

Suppliers will print labels for both direct customer shipments (also referred to as Site to Home or S2H) as well as Site to Store shipments (also referred to as S2S). S2S shipments allow the customer to pick up their order from a Walmart store location of their choosing.

When creating a Site to Home (S2H) label, the following items are **required**:

- Return Address is the Return Center closest to your location (see chart at right)
- Customers Address and Phone Number
- The PO Number for the order

When creating a Site to Store (S2S) label, the following items are **required**:

- Return Address is the Return Center closest to your location (see chart at right)
- Ship to Address will read:
“PICKUP AT STORE”
Street Address of Store
Customer Name
City/State/Zip/Phone of Store Location
- The PO Number for the order
- ASN Barcode for the order
(may be printed and applied on a separate label as needed)



Plain, unbranded case

Label recommended placement
left of center on long side of case.
See next page for label samples

Return Center Addresses

Vendors must choose which Walmart Return Center to have their items shipped to when a customer returns an order. Effective immediately, vendors should choose the closest Return Center to their facility from the addresses below when entering the return address on shipping labels. This change does not affect in-store returns.

Walmart.com

5795 N. Blackstock Road
Spartanburg, SC 29303

Walmart.com

2301 Corporation Parkway
Waco, TX 76712

Walmart.com

6719 W. 350 North
Greenfield, IN 46140

Walmart.com

3382 Marion Drive
Las Vegas, NV 89115

Walmart.com

1161 Enterprise Road
Johnstown, NY 12095

Jewelry Returns ONLY - Walmart.com

1206 S. Broadway
Marlow, OK 73055

NOTE - All jewelry items must be sent to Marlow, OK Return Center.

Drop Ship Vendors - Carrier Labels

FedEx Carrier Labels

The return address should be the Return Center closest to your facility.

The PO # should be visible here

ORIGIN ID: (800) 356-8548 RETURN CENTER 2391 CORPORATION PARKWAY WACO, TX 76712 UNITED STATES, US	SHIP DATE: 21APRIL18 ACTWGT: 1.00 LB CAD: 111444556/WS13200 BILL: SENDER
TO SAM WALTON 702 S.W. 8TH ST. BENTONVILLE AR 72716 (555) 555-5555 PO: 1ZWYX0360073 DEPT: 1ZWYX0360073	
	
TRK# 7721 0445 6515 ** 2DAY ** SH ROGA 72716 AR-US TUL	

Site to Home (S2H) Label - (Sample)

The return address should be the Return Center closest to your facility.

The ship to address should always read "TO: Pickup at Store" followed by the street address and the customers name

The ASN Barcode should be included on the S2S Shipping Label

FROM: (800) 356-8548 RETURN CENTER 2391 CORPORATION PARKWAY WACO, TX 76712 UNITED STATES, US	SHIP DATE: 21APRIL18 ACTWGT: 1.00 LB CAD: 111444556/WS13200 DIMMED: 5 x 8 x 13 IN BILL: 3rd PARTY
TO PICKUP AT STORE 406 S WALTON BLVD John Smith BENTONVILLE AR 72716 (555) 555-5555 PO: 1ZWYX0360073 DEPT: 1ZWYX0360073	
	
TRK# 7721 0457 6807 72712 9532 0417 0 (00 000 0000) 0 00 7721 0457 6807	


Site to Store(S2S) Label - (Sample)

UPS Carrier Labels

The return address should be the Return Center closest to your facility.

The customers phone number should be printed along with the address

The PO # should be visible here


Walmart.com/let.com RETURNS 6716 W. 350 NORTH GREENFIELD, IN 46040	3 LBS DWT: 10,7,6 1 OF 1
SHIP TO: JOHN SMITH 123 Main Street (888) 555-4102 SEATTLE WA 98102	
	
UPS GROUND TRACKING #: 1Z S89 Y4Y 03 9508 SS97	
Billing: 3RD PARTY REF 1: 12785125 REF 2: 12785125	

Site to Home (S2H) Label - (Sample)

The return address should be the Return Center closest to your facility.

The customers phone number should be printed along with the address

The PO # should be visible here

Walmart.com/let.com RETURNS 6716 W. 350 NORTH GREENFIELD, IN 46040	3 LBS DWT: 10,7,6 1 OF 1
SHIP TO: PICKUP AT STORE 406 S Walton Blvd. John Smith Bentonville, AR 72712 (888) 555-4102	
	
UPS GROUND TRACKING #: 1Z S89 Y4Y 03 9508 SS97	
Billing: 3RD PARTY REF 1: 12785125 REF 2: 12785125	

Site to Store(S2S) Label - (Sample)

USPS Carrier Label

Click-N-Ship® USPS TRACKING™ Number: 9405 5036 9930 0455 5403 89 Priority Mail® Package: \$7.48 Total: \$7.48	
USPS PRIORITY MAIL® 0006 Signature Required	
SHIP TO: ANNIK CLOVER 850 CHERRY AVE SAN BRUNO CA 94066-3031	
USPS TRACKING™ 420 97211 9405 5036 9930 0455 5403 89	
Electronic Rate Approved #038555749	

NOTE – For additional information on the DSV shipments, including onboarding, item setup and management, EDI, Retail link and other questions, visit [DSV Supplier Help](#) **You must be logged in to view this information

Drop Ship Vendors - Freight Shipping Labels

Freight Shipping Labels

Suppliers are **required** to use one of the standard shipping label formats detailed on this page. Walmart does not provide a template for this label. It is the Suppliers responsibility to create the label.


A domestic shipping label is **required** for all freight shipments. The recommended size for shipping labels is 4" x 6" when including the barcode information, but can vary with different sized boxes as needed.

Standard shipping labels are **required** to contain the following:

<ul style="list-style-type: none"> • Return Address: Return Address is the Return Center closest to your location • Ship To Address (S2H): Customers Address and Phone Number • Ship To Address (S2S): Ship to Address will read "PICKUP AT STORE" Street Address of Store Customer Name City/State/Zip/Phone of Store Location 	<ul style="list-style-type: none"> • PO number - 10 digits (ORDER #) • Walmart Item Number (WMIT)
<ul style="list-style-type: none"> • Postal barcode (optional) • Carrier name (if available) 	<ul style="list-style-type: none"> • BOL number (if available) • Pro Number (if available)

Return Address: Return Address is the Return Center closest to your location		Ship To: CUSTOMERS ADDRESS PHONE NUMBER	
POSTAL CODE (420) 72712 		CARRIER Carrier Name PRO: 1234567890 B/L: 1234567890	
PO# 0000000000		BOL 00012	PRO# 1234567890
WMIT: 001286123			
 (00) 0 0614141 123456789 0			

Site to Home (S2H) - Example Only

Return Address: Return Address is the Return Center closest to your location		Ship To: CUSTOMERS ADDRESS PHONE NUMBER	
POSTAL CODE (420) 72712 		CARRIER Carrier Name PRO: 1234567890 B/L: 1234567890	
PO# 0000000000		BOL 00012	PRO# 1234567890
WMIT: 001286123			
 (00) 0 0614141 123456789 0			

Site to Store (S2S) - Example Only

Drop Ship Vendors - Bill of Lading (BOL)

BOL Requirements

A BOL is **required** to be filled out for each delivery address for all Freight and LTL shipments. All PO numbers are **required** to be listed on the BOL.

The BOL must show the proper classification description as stated in the National Motor Freight Classification tariff, and list all POs being shipped and the number of cases for each PO.

When carrier drivers sign a BOL, they are signing for a specific number of shipping units (cases, floor load pieces, or pallets) not single selling units. You must record the quantity of shipping units and all PO numbers on the BOL. If the shipment is palletized, drivers are to sign for the number of pallets, not the number of cases or pieces.

The BOL must have the carrier name and pro number. If a trailer number is available, include it on the BOL.

The BOL must be marked as 3rd Party Collect Billing, you may use the Walmart.com order number in place of the account number.

Complete any remaining fields as instructed by the carrier.

Example Only

VICS BOL Example

Our long-term strategy is to support implementation of the VICS Standard BOL. For more information go to www.gsllus.org. While Walmart recommends the use of the VICS Standard BOL, it is not required and similar BOL forms are acceptable.

BOL Required Information

Ship from address:

- C/O Walmart.com
- Supplier Name and Shipping Address

Ship to address:

- Customers Name and Delivery Address (include the customer phone number)

BOL number:

- Bill To (Billing Account Number and Billing Address):
- For account numbers and billing addresses for each carrier, refer to DSV Third-Party Billing Carrier Accounts. **You must be logged in to view this information**

PO number:

- Walmart.com Purchase Order Number

Freight Charge:

- 3rd Party Bill to Walmart.com

For the Account of:

- Use the Walmart.com Purchase Order Number
- Number of cases
- Dimensions of case (L x W x D)
- Provide any additional details or comments
- Unit and commodity information
- General description of the product
- National Motor Freight Classification item number
- NMFC freight class

Walmart Fulfillment Services (WFS)

NOTE - WFS Sellers are required to adhere to all general case quality, general carton markings, lithium battery/hazardous material markings, SIOC, Product Specific Requirements, BOL/Packing List Requirements, and eCommerce test standards.

WFS Inventory Types

Sortable inventory is defined as items that weigh less than 30 lbs with a maximum length of 25", maximum width of 20", and a maximum height of 14".

Non-sortable inventory can have a maximum weight of 150 lbs with a maximum dimension of 108" and a length + girth measurement of no greater than 165". All cartons over 50 lbs in weight are **required** to have "Team Lift" markings on the tops and sides. All cartons over 100 lbs in weight are **required** to have "Mech. Lift" markings on the tops and sides.

Shipping and Palletization

All shipments that are not small parcel are **required** to be palletized. Grade A wooden pallets are **required** to meet Walmart pallet standards. The use of pooled pallets, generic block pallets, or any other type/style of pallet is **NOT ALLOWED**. Single pallet height is **NOT ALLOWED** to exceed 72". Double stacked pallets are **NOT ALLOWED** to exceed 108" in height, including the height of the pallet.

Labeling Requirements


For all shipments, sellers will print and place labels generated by the WFS Send Inventory Portal when you have created your shipment. The label information is **required** to include:

- WFS Shipment ID
- WFS Shipment ID Barcode
- Return To (Ship From) Seller Name and Address
- Ship To Address
- Pallet/Box Counts
- Label Type: Mixed SKUs Cartons, Single SKU Carton, or Pallet
- A Shipping Label is **required** for each carton shipped



Plain, unbranded case

Recommended placement of label left of center on long side of case. See below for label sample.

RETURN TO: SELLER NAME SELLER ADDRESS CITY STATE, 00000	Walmart Fulfillment Service
FILL OUT: BOX ____ OF ____ PALLET ____ OF ____	SHIPMENT ID: 01234567890 Walmart
SHIP TO: WALMART FC NAME FC NAME CITY STATE, 00000	
SHIPMENT ID BARCODE:  01234567890	
CIRCLE ONE: MIXED SKUS SINGLE SKU PALLET	

WFS Shipping Label



Walmart Fulfillment Services (WFS)

Labeling Requirements, cont.

All palletized shipments will **require** 2 pallet labels.

- Pallet labels are **required** to be placed in upper right hand corner of pallet.
- Pallet label can be applied on top of, or between, stretch wrap layers.
- Pallet labels are **required** to be on adjacent corners of pallet.
- Each Shipment ID is **required** to have an individual pallet label associated with it. For a palletized shipment with multiple shipment IDs, additional labels should be affixed below the initial label in the upper right corner.
- Single SKU items should be placed on a single pallet when quantities allow. Splitting quantities of the same product, if they can fit on a single pallet, is **NOT ALLOWED**.



Pallet labels are **required** to be in the upper right corner of adjacent sides of the pallet

WFS Product Preparation

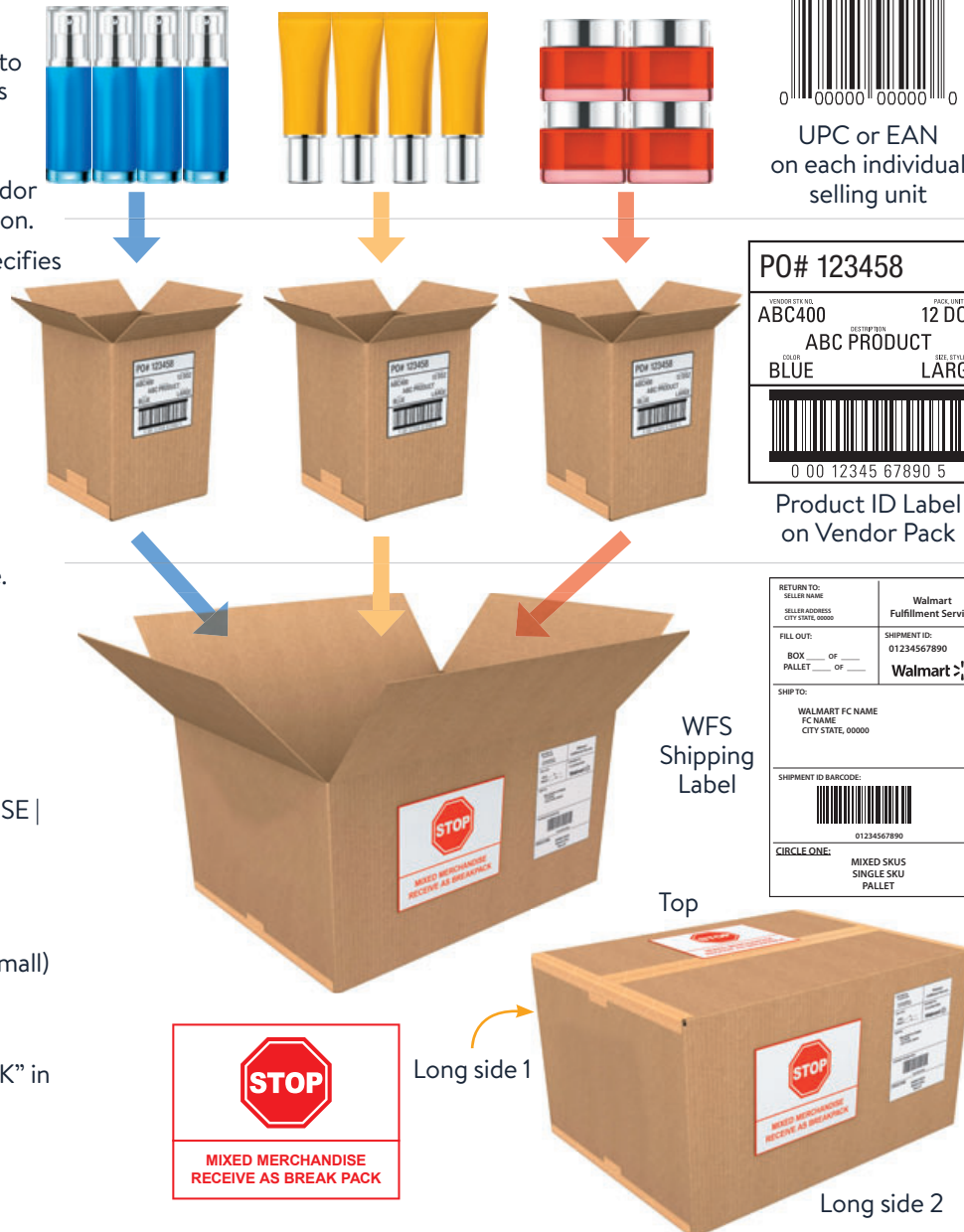
- All products are **required** to be in a sealed or closed container and ready for sale.
- All internal (saleable) units are **required** to be in clear or see-through polybags. Fulfillment Centers will re-bag items packaged in non-clear or opaque polybags before the items are available to sell which may cause delays.
- Price tags, product labels and/or any retailer specific labels are **NOT ALLOWED**.
- All perishable goods are **required** to contain a visible expiration date on the selling unit packaging.
 - Lot Code / Best if used by date is **required** when applicable. Minimum font size of 1/2" 48 pt is **required**. Preferred date format of MM/DD/YYYY.
 - Products that expire and are contained in packaging that **requires** additional prep, such as glass jars or bottles, are **required** to have the expiration date accessible during receiving at the FC.
 - Perishable Items that **require** temperature control are **NOT ALLOWED** (e.g., ice cream that needs to be kept in a freezer or chocolates that may melt).
- Any item received as ready to ship (SIOC) will be packaged at the discretion of the FC.
- Marking all items with country of origin (COO) is preferred.
- Packaging inserts and other forms of marketing materials are acceptable. These materials should not be specifically designed for other non-Walmart Fulfillment Services platforms.
- Failure of the Seller to properly prep and pack the shipment may result in Seller being responsible for additional handling charges, which will be determined on an individual basis.
- Units that require assembly of multiple pieces by the FC are **NOT ALLOWED**.
- The following forms of packing materials are **NOT ALLOWED**:
 - Styrofoam peanuts
 - Biodegradable packing peanuts
 - Cornstarch packing peanuts
 - Crinkle wrap
 - Shredded paper

Walmart Fulfillment Services (WFS)

Master Packs

Mixed Master Pack

- Master packs are allowed in **eCommerce network only**.
- A Mixed Master Pack is a package shipped from the Seller to the Fulfillment Center that contains multiple Vendor Packs inside a single case.
- It is not recommended to ship in Mixed Master Packs. Purchase orders are written specifying the number of Vendor Packs ordered, and that should be the quantity configuration.
- Shipping in a configuration different than what the PO specifies may result in delayed payment, claims, wrong quantities to customers, delayed processing, product refusal and many other issues.
- Within eCommerce environment smaller items may **require** mixed master packing. If your vendor pack does not meet the minimum conveyable sort requirements you are **required** to contact the Packaging/Labeling Team at: labeling@walmart.com for approval of mixed master packing.
- Seller is **required** to apply three STOP labels to master case.
 - One on each long side
 - One on top
 - At least one STOP label is **required** to be placed near the domestic shipping label.
- STOP labels are **required** to:
 - Use the following language: STOP | MIXED MERCHANDISE | RECEIVE AS BREAK PACK
- STOP label recommendations:
 - Font: Arial Bold | Minimum of 48 pt | ALL CAPS (smaller font may be used if master case is prohibitively small)
 - Use red ink on a white background (black ink on a white background is acceptable)
- Domestic shipping label is **required** to state "MASTER PACK" in WMIT field



Selling Unit

Selling unit must be individually packaged (polybag or case) and placed within the corresponding vendor pack.

Vendor Pack

Each vendor pack is **required** to contain applicable case markings (Product ID info) and GTIN14 barcode. If possible, include WMIT.

Master Case

Barcodes other than the Postal Code are **NOT ALLOWED** on the Domestic Shipping Label for Master Packs.

Combining multiple POs within the same Master Pack case is **NOT ALLOWED**.

STOP label is **required** to be clearly indicated on or alongside the domestic shipping label.

STOP label is **required** to be included on the two long sides of the Master Pack case.

DSDC Supplier Requirements

To be considered for conversion to DSDC, contact your Walmart Buyer, Replenishment Manager, or the DSDC Program Manager.

- Suppliers shipping DSDC need to adhere to all General Merchandise case marking and quality standards.
- Shipping label requirements for DSDC supersede General Merchandise shipping label requirements.
- For additional information, see [Retail Link > Supplier Academy > Ordering & Replenishment > Walmart's Supply Chain](#)

NOTE - Each vendor number is unique and is required to be treated separately. Suppliers with more than one vendor number are required to keep them separate in the DSDC system.

The following requirements must be met for the DSDC process to work correctly.

Electronic Data Interchange Requirements (EDI)

Each DSDC order **requires** an ASN sent from Supplier to facilitate receiving and shipment to store from the RDC.

The following transactions must be supported by Supplier:

- Mapping documentation for each item below can be obtained through the Walmart EDI Help Desk at 479-273-8888 or via Retail Link on the EDI/eCommerce site.

EDI-810 Electronic Invoice	EDI-824 Application Advice
EDI-850 Electronic Purchase Order	EDI-864 Text Message
EDI-997 Functional Acknowledgment	EDI-856 Advance Shipment Notification

NOTE - Suppliers are required to have access to Retail Link. Contact your Buyer for access.

- Collect Suppliers are **required** to establish a ship point ID (if none exists or for a new locations). Contact gmtshpnt@Walmart.com and use “Request for Routing” to build loads for pickup.

DSDC Supplier Requirements, cont...

ASN Validation

Data Validation

- EDI-824 Application Advice (Critical Errors) – This document will be transmitted if any of the following errors occur during ASN transmission.
 - Structural integrity or...
 - Invalid item or...
 - Invalid UPC or...
 - Overages
- Review EDI 997 Functional Acknowledgment and EDI 824 Application Advice error messages daily.
- Respond to any EDI 856 ASN errors within 2 hours of receiving notice of the errors. Merchandise will not be received at Walmart DCs without a successful ASN transmission.
- If it is necessary to send an update to an EDI 856 transaction, the complete transmission is **required** to be resent.
- Invoices are **required** to be consolidated at the PO/item level (not store level) and billed to the DC.
- ASNs are **required** to contain individual case content. Item quantities are **required** to be transmitted in eaches and in warehouse pack multiples.

DSDC Replenishment Requirements

- DSDC POs are type 0073.
- Warehouse packs are **required** to equal vendor packs. Break packs are **NOT ALLOWED**.
- Back orders or item substitutions are **NOT ALLOWED**.
- When canceling POs or lines on the PO, cancellation is **required** to be executed in both Suppliers and Walmart's systems. Maintenance is **required** to be completed prior to the cancellation date in Walmart's system.
- ASN is **required** to reflect all changes made to the PO. If a change is received after an order has shipped, notify Buyer to change the PO back so that it matches what has been shipped.
- DSDC POs should not be changed in Walmart's system after transmission to Supplier.

DSDC Supplier Requirements, cont...

Custom Packed Cases

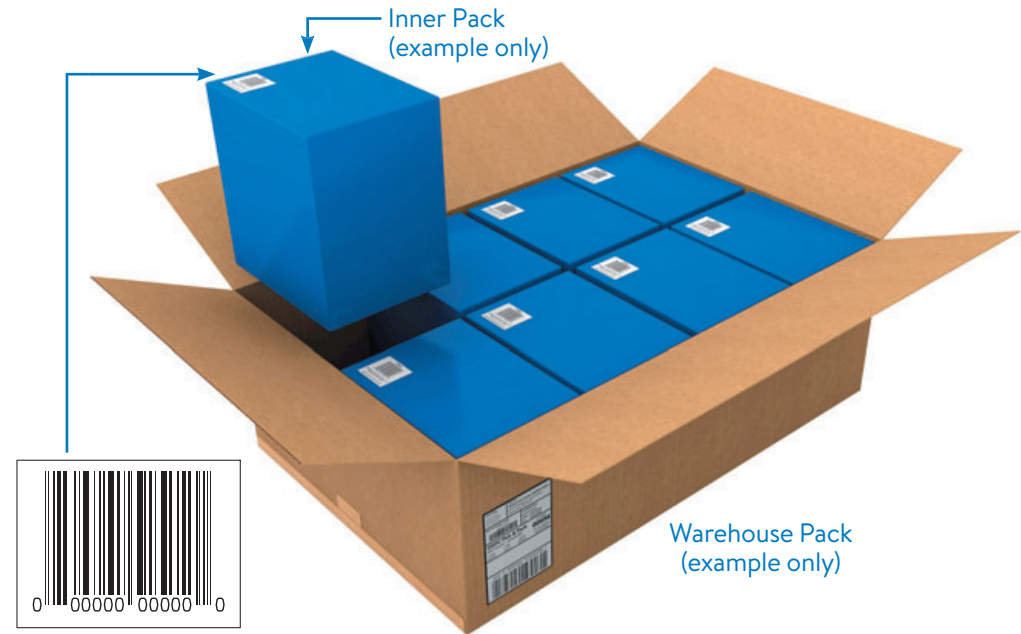
- All inner packs are **required** to have an exposed, scannable UPC barcode that does not require the pack to be opened to facilitate scanning.
 - Inner packs should not be labeled (exclusively) with an ITF-14 barcode.
 - Inner packs should have a barcode format that can pass point of sale (**UPC-A, UPC-E, EAN-13, EAN-8**).
- All warehouse packs are **required** to be packaged sufficiently to prevent items from being separated during transit or handling.
- A warehouse packs are **required** to remain intact and eaches cannot be split between multiple cases. Splitting eaches of a warehouse pack between two or more cases will result in non-receipt of the split goods and a claim being filed against the invoice.
 - All ASNs are **required** to be sent with full multiples of the warehouse pack size.
 - This is an issue for Suppliers who ship in eaches and have items set up with a pack size greater than 1.
- Only one store and one order can be packed into a single shipping container.
- Each shipping container is **required** to be identified with an approved SSCC-18/128 label.
- SSCC-18/128 number generation algorithm should not allow a pack "license plate" number to be repeated for 2 years.
- All shipping containers are **required** to be conveyable.

Minimum requirements

5" L x 3.5" W x 2" H (minimum 1 lb.)

Maximum requirements

48" L x 23" W x 30" H (maximum 60 lbs.)



SHIP FROM:		SHIP TO:	
Vendor Name		Walmart Dist Center #6094D-DSDC	
Vendor Address		6541 SW Regional Airport Blvd	
City, State, Zip		Bentonville, AR 72712	
SHIP TO POSTAL CODE:		CARRIER INFO	
(429) 72712		Carrier Name	
DSDC Pick & Pack		PRO: 1234567890	
WM Vendor: 123456789		B/L: 1234567890	
DC#		STORE#	
06094	0073	00052	00656
TYPE		PO NUMBER	
00052		1234567890	
(00) 0 0012345 123456789 1			

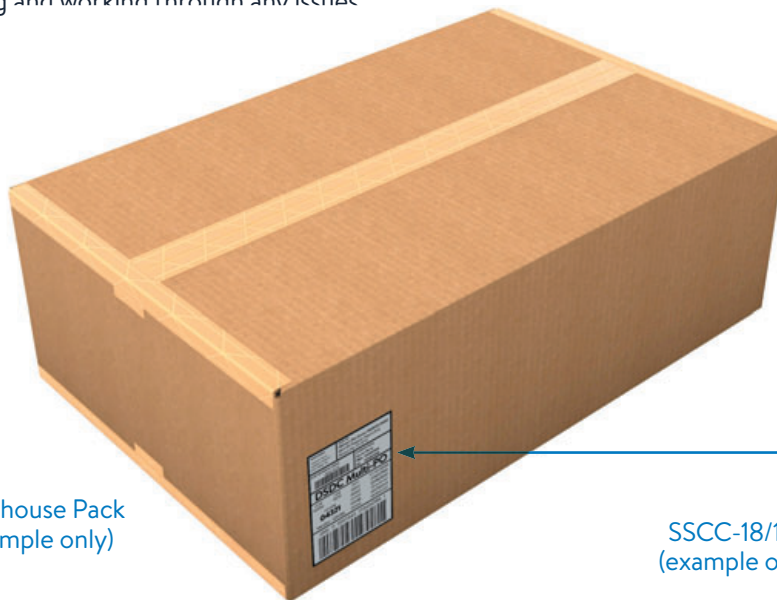
DSDC Supplier Requirements, cont...

Multiple POs in One Container

- Some Suppliers that have merchandise in more than one department will be allowed to combine and pack multiple POs in the same container.
- Before shipping multiple POs in a single container, approval is **required** to be obtained from:
 - Buyer
 - EDI
 - DSDC Manager
- Orders should be combined by store number so that only one store is packed into a single container.
- Each shipping container is **required** to be identified with an approved SSCC-18/128 label. The label is **required** to list all POs within the container.
- All POs are **required** to be transmitted in one ASN. If there is a problem with one PO that **requires** ASN retransmission, all POs must be retransmitted.
- Suppliers not shipping weekly replenishment orders are **required** to send a test shipment at least 1 week prior to the **required** ship date. This is to allow time for identifying and working through any issues.



PDQ Display
(example only)



Warehouse Pack
(example only)

SHIP FORM:		SHIP TO:	
Supplier Name		Walmart Dist Center #6094D-DSDC	
Supplier Address		6841 SW Regional Airport Blvd	
City, State, Zip		Bentonville, AR 72712	
SHIP TO POSTAL CODE:		CARRIER INFO	
(420) 72712		Carrier Name	
DSDC Multi-PO		PRO: 1234567890	
B/L: 1234567890			
DC#	TYPE	DEPT	PO NUMBER
06094	0073	00012	1234567890
STORE#			
04321		00023	2345678901
		00034	3456789012
		00045	4567890123
		00056	5678901234
Vendor: 123456			
(00) 0 0012345 123456789 1			
SSCC-18/128			

SSCC-18/128
(example only)

Multiple POs
(example only)

DSDC Shipping Label Specifications

DSDC Shipping Labels

- Shipments are **required** to be palletized and stretch wrapped.
- Multiple orders destined for the same DC can be combined on a pallet.
- One bill of lading clearly identifying all PO numbers and cases shipped is **required** per DC.
- Packing lists are not required.

DSDC Label Information

Each store-specific shipping container **requires** a single SSCC-18/128 shipping label.

This label is **required** to contain the following information:

Ship From	Supplier Name Supplier Address City, State, Zip Code
Ship To	Walmart Distribution Center (#_ _) D-DSDC Walmart Address City, State, Zip Code
Ship For	Store Number (5 digits)
PO #(s)	DC Facility/Location Number (5 digits) Order Type (4 digits) Department Number (10 digits) DSDC Pick & Pack (Order Type SSCC-18) Serial Shipping Container Barcode (20 digits)

DSDC Shipping Label Specifications, cont...

Optional Label Information

- Postal zip – Barcode
- Walmart-assigned vendor number (6 or 9 digits)
- **If available at the time of print, the shipping label should also include:**
 - Carrier name
 - Pro number
 - B/L number

Barcode Segment Specifications

- Start Code/FNC1 **00 0 0012345 55555555 8** C Stop Character
- ST AI CT MI SN CD C1 SP
- **ST** SSCC-18/128 Start Code (consisting of Start - C plus Function Code 1)
- **AI** SSCC-18/128 Serial Shipping Container Application Identifier
- **CT** Shipping Container Type
- **MI** UCC/EAN Manufacturer ID Number including Number System Character preceded by zero
- **SN** Shipping Container Serial Number
- **CD** Modulus 10 Check Character
- **C1** Modulus 103 Check Character (symbol character)
- **SP** Stop Character

NOTE - *The SSCC-18/128 Serial Shipping Container Code is a numeric-only application standard. Only numeric data (other than start, modulus 103 check digit, and Stop characters) are to be encoded in the symbol.*

DSDC Shipping Label Specifications, cont...

Sample Label Formats

SHIP FORM: Vendor Name Vendor Address City, State, Zip		SHIP TO: Walmart Dist Center #6094D-DSDC 6841 SW Regional Airport Blvd Bentonville, AR 72712	
SHIP TO POSTAL CODE: (420) 72712 		CARRIER INFO Carrier Name PRO: 1234567890 B/L 1234567890	
DSDC Pick & Pack WM Vendor: 123456789		STORE# 00656	
DC# 06094	TYPE 0073	DEPT 00052	PO NUMBER 1234567890
(00) 0 0012345 123456789 1 			

Single PO per Pack/Container
(example only)

SHIP FORM: Supplier Name Supplier Address City, State, Zip		SHIP TO: Walmart Dist Center #6094D-DSDC 6841 SW Regional Airport Blvd Bentonville, AR 72712	
SHIP TO POSTAL CODE: (420) 72712 		CARRIER INFO Carrier Name PRO: 1234567890 B/L 1234567890	
DSDC Multi-PO			
DC# 06094	TYPE 0073	DEPT 00012	PO NUMBER 1234567890
STORE# 04321		00023	2345678901
		00034	3456789012
		00045	4567890123
Vendor: 123456		00056	5678901234
(00) 0 0012345 123456789 1 			

Multiple POs per Pack/Container
(example only)



DSDC Shipping Label Specifications, cont...

DSDC Case Barcode Location


Case barcode is **required** to be placed properly on each case to ensure proper scanning in automated environments and to prevent damage of barcode due to “edge crush.” Adhere to these guidelines when placing case barcodes.

- Shipping container barcode is **required** to be placed to the left of center on the longest side of the case.
- Bottom of the bars are **required** to be no less than 1.25 inches and no more than 3 inches above the container’s natural bottom.
- Outer edge of the right quiet zone is **required** to be no closer than 0.75 inches from the right edge of the vertical face.
- Do not cover or obscure the product identification symbol (UPC or interleaved 2 of 5) when affixing the SSCC-18/128 label.
- Supplementary identification (SSCC-18/128) should be placed to the left of the primary product ID when it appears on the same panel.
- If shipping container has a height of less than 3.5 inches and barcode symbol cannot be placed on the side of the package as specified above, shipping label may be placed on top of the package. In this case, label is **required** to be placed with the bars perpendicular to the shortest side and no closer than 1.25 inches from any edge.

For questions and concerns regarding conversion to DSDC, contact DSDC Support team at dsdcsup@walmart.com.



Place shipping label on top if it will not fit on the sides



Consolidation Centers

ACC/MCC Special requirements

NOTE - Suppliers shipping to Consolidation Network are **required** to adhere to all General Merchandise case markings, labeling, and quality standards as well as all Shipping and Routing Documentation standards.

If your shipping case does not meet these dimensional requirements, contact logpkg@wal-mart.com

Dimensions		Length (in)	Width (in)	Height (in)	Weight (lbs.)
Cases	Max	48"	23"	30"	60
	Min	5"	3.5"	2"	1

Collect Suppliers Shipping to Walmart Consolidation Center



Consolidation centers play a specialized role in moving products quickly on their journey to the customer. These centers process or receive general merchandise from Suppliers, consolidate quantities of this freight in a full truckload (FTL) and ship it to Walmart regional distribution centers. Questions? logpkg@wal-mart.com

Routing

- **“Confirm Shipment”** by 4:00 P.M. (CST) the day after the order is transmitted, including weekends.
- Orders routed outside these parameters are non-compliant and are subject to OTIF fines.
- **“Confirm Shipment”** can be accessed via the Transportation Supply Chain Portal 2.0 app located under the Apps section on Retail Link.
- Suppliers may also be part of the Auto Ready or DC Pooling Programs.

Loading

- Single PO Pallets
- MPP (Multiple POs on a single pallet) is a shipping method which **requires** following specific instructions. **Refer to following pages for information.**
- All cases are **required** to be clearly segregated by purchase order number.
- Ensure compliant labeling (Case and Pallet) per Walmart Secondary Packaging Standards.

Shipping

Packaging Requirements

Walmart Secondary Packaging Standards:
[Retail Link > Supplier Academy > Item Setup & Management > Packaging and Labeling](#)

Shipping Requirements

Walmart Shipping and Routing Guide:
[Retail Link > Supplier Academy > Quick Learning Articles > Ordering and Replenishment > Shipping, Routing, Packaging, and Labeling](#)

Consolidation Centers, BOL, Multi-stop, and Overflow

Consolidation Bill of Lading Requirements (GMC/MCC only), Master bill of lading plus Individual Purchase Order/DC destination

Master BOL	Individual BOL	Intermodal Rail Loads
<ul style="list-style-type: none"> Suppliers are required to provide a Master Bill of Lading to the GM Consolidation Center. Consign the master bill to Walmart Stores Inc. The destination address on the master bill is required to be addressed to the Consolidation Dock. <p>Example: GMC 7100</p> <ul style="list-style-type: none"> Include all purchase order numbers for the total tender. Total number of cases, pallets/slips, cube, and weight by purchase order. Place bills in sequential order as loaded. Include the Seal Number on Master BOL. Seal Number on BOL is required to match the seal on the trailer or container without any handwritten amendments or alterations. 	<ul style="list-style-type: none"> Suppliers are required to prepare an individual bill of lading for each final destination address (example: Walmart DC 6092, Spring Valley, IL). Include number of cases, pallets/slips, cube, weight, department, and type by purchase order. Put all individual bills of lading for the POs on the load in one envelope and write "Deliver to CC XXXX" on the front. (XXXX represents the number designation for the consolidation facility, example: GMC 7100) Attach the master bill of lading to the envelope. 	<ul style="list-style-type: none"> To avoid missing paperwork on intermodal rail loads, we require a packet containing all BOLs, including the master BOL, to be placed at the back of trailer (taped to the inside of the right-hand door) when shipping via rail. Place a temporary seal on the trailer. The temporary seal protects trailer integrity while waiting for pick-up. Prepare BOL packet with the final seal inside the packet. Driver arrives to pick up freight and sign all bills. Driver and someone from operations break the temporary seal, and either a supervisor or security guard tapes the packet inside the right-hand door of the trailer and re-seals with the final seal Seal number on BOL is required to match the seal on the trailer or container without any hand written amendments or alterations.

Multi-stop Pickup

- Multiple Suppliers may share a truck, called a Multi-Stop Pickup, to reduce transportation costs and also reduce Suppliers "Freight Factor". Each Supplier is responsible for properly loading the trailer to accommodate multiple stops.
- Supplier is responsible for secure load/blocking in their product to ensure their product fits into the space requested during Request for Routing.
- Merchandise must be ready to ship on confirmed date of carrier appointment.
- See the next page** for more information on loading procedures.
- If product availability causes the incomplete shipping of a purchase order, it is the responsibility of the Supplier to revise the bill of lading to reflect the shipped quantity and ship the remaining cases prepaid to the destination of the purchase order.

Overflow

- If there is overflow resulting in the incomplete shipping of a PO or POs due to incorrect loading or improper keying during the routing request, enter a transportation portal ticket at wal-marttransportation.na1.teamsupport.com immediately.
- Suppliers are expected to utilize all available trailer space. Pictures of trailer and overflow is **required** to be included in the ticket. **Any additional freight costs for shipping the remaining POs to their final destination DC will be charged to the Supplier responsible for the overflow.**

Consolidation Centers, Loading Procedures

Proper Loading Procedures

The figures below illustrate the importance of entering accurate cube information and successfully loading the freight on the trailer. When entering POs into Request for Routing, Walmart's optimization software expects to utilize trailer space from the floor up to the height of 8 feet.

Refer to the Walmart Transportation and Routing guide for more detail.




Figure 1 - **Supplier 1** has entered their orders as Floor in RFR and fully utilized the space it has been allocated, allowing **Supplier 2** to fill the rest of the trailer with their palletized freight.

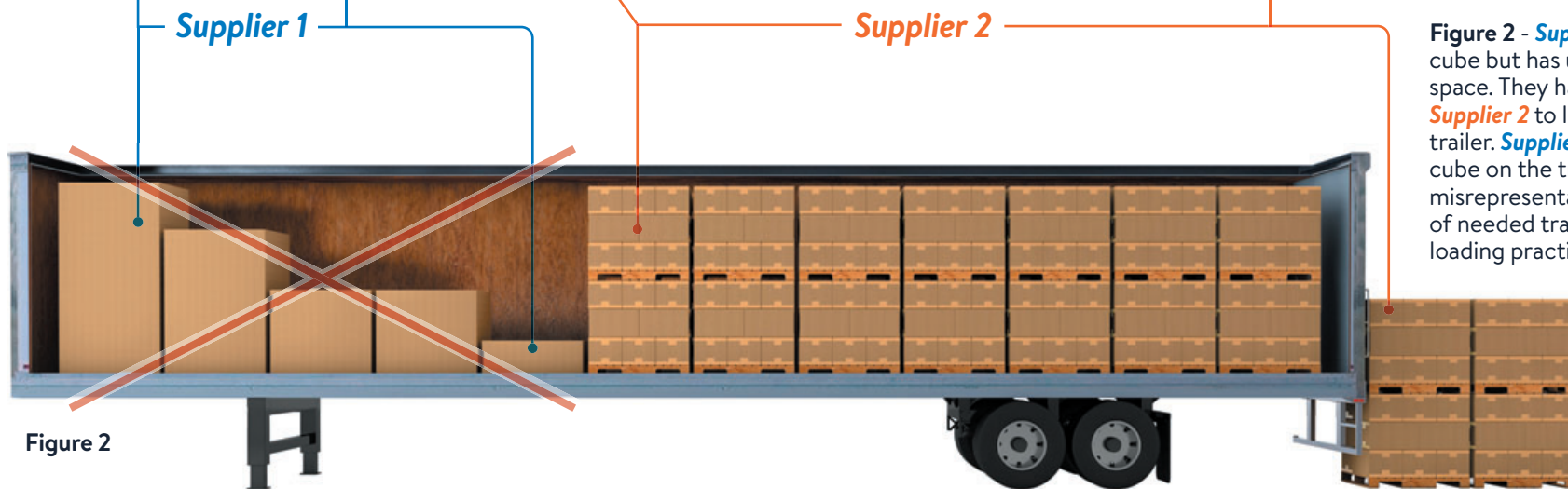


Figure 2 - **Supplier 1** entered the same cube but has used significantly more space. They have made it impossible for **Supplier 2** to load all their pallets on the trailer. **Supplier 1** has rendered significant cube on the trailer as unusable through misrepresentation of needed trailer space and/or poor loading practices.

■ **NOTE** - Use load securement to prevent product from shifting during transit.

Consolidation Centers, Multiple POs per Pallet (MPP)


Why use MPP?

- Improved Cube Utilization
- Improved Accuracy
- Reduction in Handling

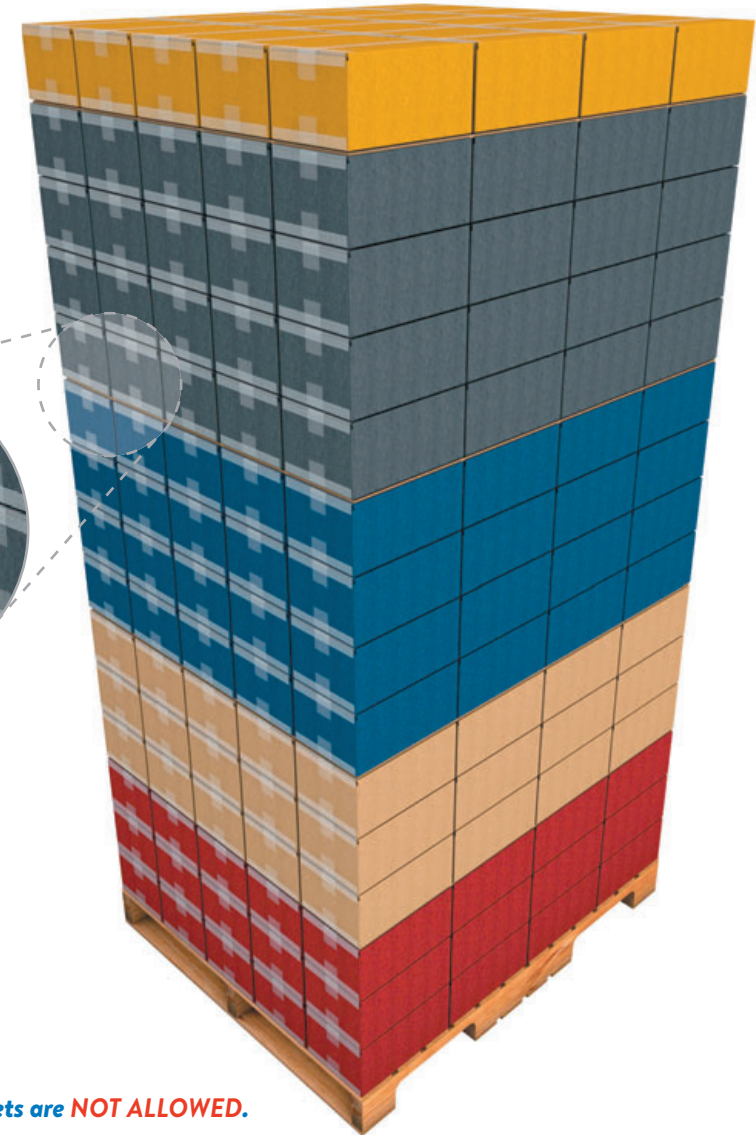
How to use MPP?

Email: logpkg@wal-mart.com
to verify eligibility.

See the following pages for requirements.



Use Tier Sheets
to separate
orders or items.



■ **NOTE - MPP-multiple destination pallets and slip sheets are NOT ALLOWED.**

BEFORE
Multiple POs on Multiple Pallets



AFTER
Multiple POs on One Pallet

Consolidation Centers, MPP Same Destination Pallet

Same Destination Pallet Requirements

- **When to use:** Suppliers with more than one department have orders with Multiple POs for the same Distribution Center.
- Consolidation Centers will not break down pallet. The entire pallet will ship to designated DC.
- Visible tier sheets are **required** to be used between POs.
- BOL is **required** to have a case count and weight for each PO.
- Cases are **required** to be individually labeled with a Walmart Shipping Label. (See Domestic Shipping Label section in this guide.)
- PO TYPE
- You are **required** to use MPP Placards. (See below)
- Palletize orders in full layer, or greater, quantity.
- Configure pallets with flat tops to allow stacking of pallets
- Small orders less than 1 layer should load as loose cartons in front of or on top of pallets in the trailer.

MPP Placard

- **Placard Size:** 8.5" x 11"
- 1 placard is **required** on all 4 sides of every pallet grouping. The placard is **required** to be clearly visible to the unloader.
- **Required Color:** Orange (PMS 165 C is preferred)
- **Font:** Arial Regular | **Font Size:** 44pt. | **Font Color:** Black
- DC Number is **required** to be **UNDERLINED**
- List all POs and case counts combined on the pallet

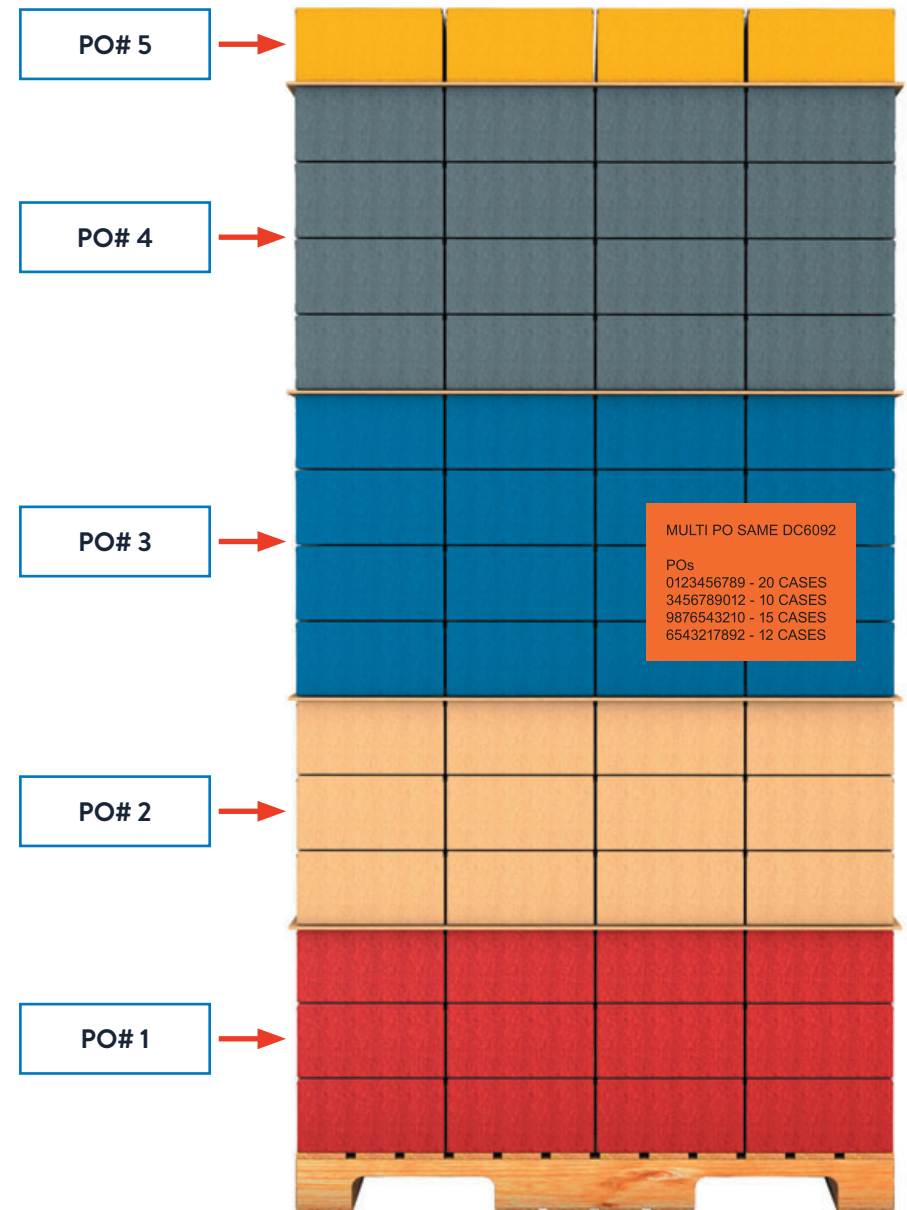
■ **MPP-multiple destination pallets and slip sheets are NOT ALLOWED.**

MPP Placard
(example only)

MULTI PO SAME DC6092

POs

0123456789 - 20 CASES
3456789012 - 10 CASES
9876543210 - 15 CASES
6543217892 - 12 CASES



Walmart USA and Puerto Rico Case Markings

NOTE - These requirements are in addition to any other labeling required for shipping cases which also serve as retail packaging. Follow any additional packaging instructions from buyers, unless those conflict with instructions in this document or in the below referenced requirements.

Import Supplier Guidelines for USA and Puerto Rico
Import Suppliers must follow the instructions for general merchandise case markings, pallet quality, footwear size-run markings, and general inner pack marking requirements found in the Case Markings section of the Walmart Supply Chain manual.

Walmart Shipments Only

This applies to direct import shipping case barcode labels for Walmart Puerto Rico, Walmart USA, and Walmart.com purchase order (PO) shipments only.

Direct Import Case Markings

All items that ship into the Walmart Import Distribution Centers are required to have a shipping mark applied to them. This shipping mark can be printed directly to the corrugated carton, applied with a label, or any combination of these 2 methods. Supplier can create their own labeling or, alternatively, may purchase approved labels from Avery Dennison (See Appendix F).

NOTE - For eCommerce only: When the vendor case quantity is equal to 1, meaning one selling unit is within its own shipping case, a UPC-A (GTIN12) or EAN (EAN13) formatted barcode is required on the outer case.

NOTE - For eCommerce only: When the vendor case quantity greater than 1, a UPC-A (GTIN12) or EAN (EAN-13) formatted barcode is NOT ALLOWED on the outer case. For more detail, refer to the eCommerce section of this manual.

NOTE - For optical items shipped by sea to other PO destinations, the Supplier applies the direct import shipping case barcode label described in the Shipping Label section of this manual.

NOTE - For information on how to create a Supplier Pack GTIN, see the 14-digit Case GTIN (ITF-14) Barcode section of this manual.

NOTE - For information on ITF-14 barcode size and quality requirements, see the 14-digit Case GTIN (ITF-14) Barcode section of this manual.

The following information is required to be on a minimum of one side of all shipping cartons:

REQUIRED	<ul style="list-style-type: none">• Department number: (Walmart DEPT number, Optical Dept 49 is exempt from this requirement)• PO number: 10 digits (ORDER #)• Walmart Item number: (WMIT)• Vendor Stock Number	<ul style="list-style-type: none">• Supplier Pack GTIN Barcode in ITF-14 Format (Must match information published to Item 360. If the PO lists the entire unitized load as a vendor pack, the barcode is only required at the pallet level)
	<ul style="list-style-type: none">• Sequential Numbering of Cartons• Qty of Items Contained in Carton• Brand/Sub-Brand Name	<ul style="list-style-type: none">• Item Description• Color/Size/Style• Country of Origin



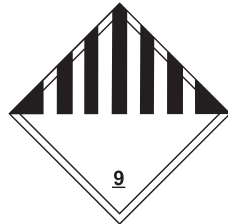
Walmart USA and Puerto Rico Case Markings, cont....

Lithium-Ion or Lithium Metal Batteries, Airfreight Shipments

- One of the major risks associated with the transport of batteries and battery-powered equipment is short-circuit of the battery as a result of the battery terminals coming into contact with other batteries, metal objects, or conductive surfaces. Packaged batteries or cells are **required** to be separated in a way to prevent short circuits and damage to terminals. They must be packed in a strong outer packaging or be contained in equipment.
- A Class 9 Hazard Label is **required** on at least one side, in addition to other **required** case markings for shipments containing lithium-ion or lithium metal batteries.
- Markings are **NOT ALLOWED** to be obstructed or covered by any other labeling.
- Labels are **NOT ALLOWED** to be folded over the edge of the shipping case.
- Cases that do not comply must be relabeled prior to shipping from a Walmart facility at the Supplier's expense.

Case markings must include:

**CARGO AIRCRAFT ONLY
FORBIDDEN IN
PASSENGER AIRCRAFT**



Additional guidance related to lithium batteries can be found on Walmart Retail Link, at: [Docs > Global Direct Imports Information > Airfreight Procedures - Lithium Battery Airfreight Placard Example](#)

Become familiar with the US regulations for transporting lithium batteries at: www.gpo.gov/fdsys/pkg/FR-2014-08-06/pdf/2014-18146.pdf



Example only

NOTE - Supplier is required to meet all regulatory markings for shipment and distribution of products.



Walmart USA and Puerto Rico Case Markings, cont...

Direct Import Case Marking Requirements

Walmart **requires** that, prior to inspection of the goods, Suppliers apply the Direct Import Case Markings or the Avery Dennison Direct Import Shipping Label to each shipping case (vendor pack in the Walmart PO) shipped to Walmart USA and Walmart Puerto Rico.

When using the Direct Import Shipping Label, Suppliers are **NOT ALLOWED** to change the labels in any way or make photocopies of the labels. Throw away all extra labels for each purchase order.

Direct Import Shipping Label Exceptions

Supplier applies the case labels, except for the following shipments:

- **High-value jewelry (Dept. 32)** shipped by air to Bentonville, AR; Marlow, OK; or New York, NY
- **Optical (Dept. 49)**
- **All sample products**
- **Fixtures (Dept. 75)** that are not being shipped to a Walmart import distribution center (IDC) or regional distribution center (RDC). The shipment comments in the Dept. 75 PO state whether a shipping case barcode label is **required**.

Direct Import Case Marking Placement

- Direct Import Case Markings should be applied to the longest side of the case if space allows. If there is not enough room for the entire label, it may be applied to half top and long side (see example below).
- Walmart **requires** only 1 marking per case (more may be used).
- Placing the marking on the bottom of the case or over printed graphics on display cases is **NOT ALLOWED**.

Direct Import Case Marking Locations

The location of your case markings may vary because of other **required** case markings. This is acceptable as long as the marking or label (or bottom half of label) is applied to the long side of the case. No part of the label may be applied to the bottom of the case.

NOTE - Each PO may have different case marking requirements. If the Supplier applies additional markings or labels for the Supplier's own needs, this is acceptable as long as the additional markings or labels do not conflict with Walmart's requirements.

Walmart's own private label products must comply with Walmart's General Merchandise Case Marking requirements. Below are examples of possible markings and label locations.



Private label (examples only)





Walmart USA and Puerto Rico Case Markings, cont...



Direct Import Case Marking Placement Exceptions

Some products (such as ready-to-assemble furniture) are commonly packed in tall/narrow retail packages which cannot stand up without support. If these retail packages are also the shipping case, the “sides” are effectively the top and bottom when on a conveyor. When loaded on a pallet inside a shipping container, the shipping case will be loaded for stability first, therefore effectively hiding the sides.

If the Supplier places the case markings on one of the “sides,” it will not be visible when the cases are stacked for loading. For these situations, the Supplier can place the case markings on the end or top, as long as the case markings are facing outward when loaded.

Items Sold in Multiple Shipping Cases

If an item consists of parts that are shipped in separate shipping cases but are sold together as a single sales unit, the Supplier is **required** to place the direct import case markings, including the ITF-14 barcode, on only one of these cases. (Example: 5-pc table and chair set with table in one box, two chairs in a second box, and two chairs in a third box.)

The Supplier is **required** to clearly mark the Walmart Item Number on each carton and mark each package as part of the set. (Example - Box 1 of 3, Box 2 of 3, and Box 3 of 3.) All cartons from a set are **required** to ship on the same container.

Unitized Shipments

Apply the direct import shipping case barcode label to the transport packaging (the vendor pack in the Walmart PO).

- Shipping on pallets to the Walmart IDC is allowed only for specific programs or with special permission due to product requirements. Contact the Walmart Senior Packaging Manager at logpkg@wal-mart.com for more information.
- If the PO lists the **individual shipping cases as vendor packs**, then application of the direct import case markings on each case is **required**.
- If the PO lists the **entire unitized load as the vendor pack**, then the Supplier is **required** to apply the direct import shipping case label to the unitized load. If the unitized load is stretch wrapped, apply the label to the outside of the stretch wrap.
- All unitized loads in stretch wrap **require** an additional domestic import shipping label be applied to the stretch wrap.
- EXCEPTION:** If the unitized load is fully enclosed as one large case (covered with a corrugated shroud), apply one label to the unitized load, regardless of whether the PO lists individual shipping cases as the vendor pack.



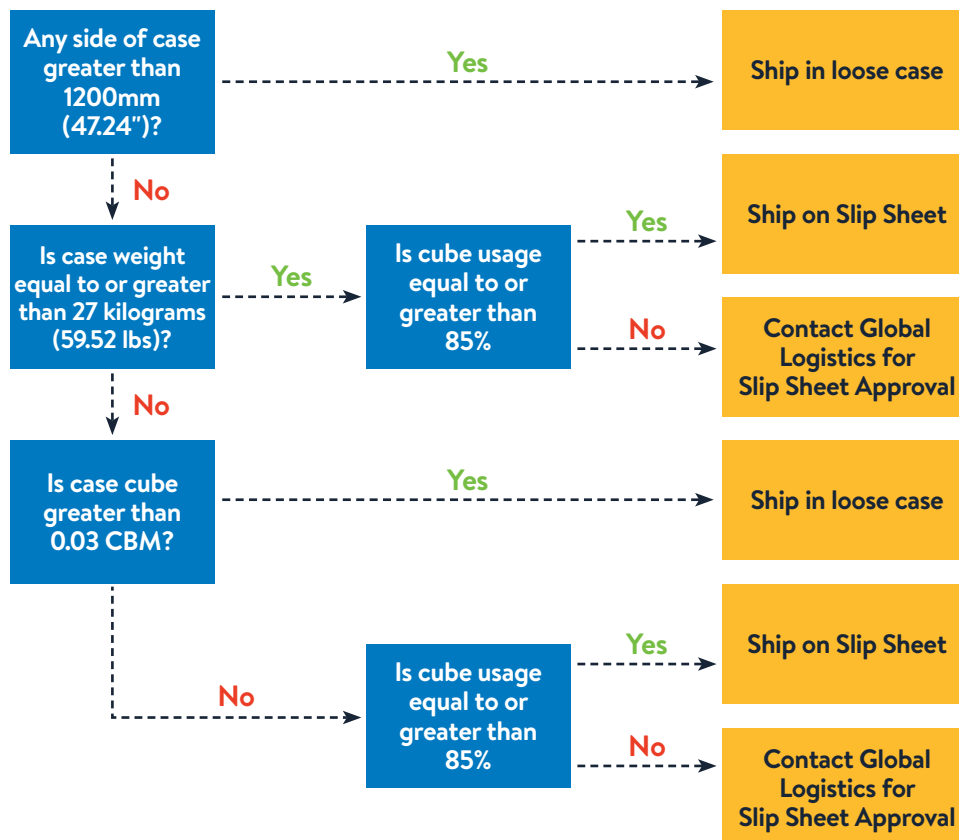


Walmart USA and Puerto Rico Case Markings, cont...

Direct Import Slip Sheet Rules

- Slip sheets may only be used for storage orders on PO type 40 with Warehouse Number other than "0000" shown on the PO.
- Flow orders are **NOT ALLOWED** to be placed on slip sheets.
- If any side of your case is greater than 1200mm, it is considered an oversize case.
- Auto Release:** Supplier may ship on a slip sheet with their own loading plan.
- Contact Global Logistics for approval if the cube usage is less than 85%.
- These guidelines do not cover orders with Retail Ready Packaging, this includes PDQ Displays and SRPs (Shelf Ready Packaging).

Golden Rule Flowchart



Direct Import Slip Sheet Construction

- Bandings, straps, twine, netting, and corner boards are **NOT ALLOWED**.
- Corner boards are acceptable for PDQ Displays and RRP packaging.
- If Supplier is unsure of slip sheet stability without corner board usage, contact Walmart Global Logistics team for guidance. See next page for contact information.

Direct Import Slip Sheet Size

- Standard slip sheet footprint (excluding the lip) for Imports to Walmart US is 1150 mm x 1000 mm and the height is 1300mm max. or 1150mm max when non HC container is used. (45.27" x 39.37" x 51.181" max. height. or 45.27" when a non HC contain is used.)
- The standard slip sheet size is designed for 48 slip sheets to be loaded in a 40HC container, i.e. 2 (wide) x 2 (high) x 12 (deep).
- Each slip sheet pack should have at least 1 lip, or ideally 2 or more, with 100–150mm in depth (3.93"–5.9").
- Irregular slip sheet size can be requested but is subjected to approval of Walmart Global Logistics team.

Direct Import Slip Sheet Loading Plan

- A single Slip Sheet is **required** to consist of one single item only, mixed items on one slip sheet is **NOT ALLOWED**.
- The slip sheet size is dependent on the dimensions of the cases that are loaded on it. The slip sheet loading plan should maximize the space of the stack, i.e. load as many cases as possible within the space of 1150 mm x 1000 mm x 1300 mm (45.27" x 39.37" x 51.181").
- Always design slip sheet based on 1150 mm x 1000 mm x 1300 mm first (45.27" x 39.37" x 51.181"). Only when cube usage is less than 85%, you may use 1150 mm x 1000 mm x 1150 mm (45.27" x 39.37" x 45.27").
- TI/HI for each item is **required** to be consistent. Using a different TI/HI on one slip sheet is **NOT ALLOWED**.

Direct Import Slip Sheet Stacking Weight

- Unitized Load on the slip sheet is **required** to weigh less than or equal to 1,100kgs.
- If there is concern on the use of fiberboard slip sheet, contact Walmart Global Logistics team for plastic slip sheet approval. See next page for contact information.

Walmart USA and Puerto Rico Case Markings, cont...

Direct Import Slip Sheet Container Loading

- One 40HC container can be loaded with 48 full slip sheets. It is **required** that 1150mm long side face the container door and the slip sheet lip is available to remove the unitized load.
- Large empty spaces between unitized loads are **required** to be filled with void fill materials (such as air bags or air pillows).
- Large empty spaces between unitized loads and container wall may be filled with loose cases or void fill materials.
- Loose cases are **NOT ALLOWED** to be placed on top of slip sheets
- Netting or strings should be used as needed near the container door to prevent stack shifting or collapse.

European Region

European Global Logistics Team: gploguk@walmart.com

Asia Pacific Region

US Execution team, Global Logistics: glexeus@Walmart.com

Indian Sub Continent

ISC Global Logistics Team: logmgrisc@wal-mart.com

Walmart USA and Puerto Rico Case Markings, cont...

Additional Markings for Walmart USA and Puerto Rico

For additional case marking requirements for Walmart USA private label orders, refer to General Merchandise Case Markings section of this manual.

Some departments ask Suppliers to mark cases with colors to represent a category of merchandise. Colors may change from year to year. Color-coding may be at buyer's discretion. If buyer **requires** color coding, this will be communicated to the Supplier at finalization.

For shipping cases which also serve as retail packaging, include all applicable retail case markings and labels.

The Supplier may include additional information on inner packs for internal use, but each inner pack will **require** the following information:

REQUIRED

- Warehouse Pack GTIN barcode in ITF-14 format (Must match information published to Item 360. If a UPC-A or EAN-13 from the individual unit, the ITF-14 barcode is not required.)
- Product Description
- Vendor Stock Number
- Quantity of Selling Units (if pack size is greater than 1)
- Walmart Item Number (**required** for Assortments only)
- Private Brand Markings (**required** for private brand items only)



■ **NOTE** - For private label cases too small for minimum case marking sizes, smaller marks are acceptable as long as the marks are legible.

■ For Bagged Produce Items, refer to "Palletized Shipments" section for additional information.

Walmart USA and Puerto Rico Case Markings, cont...

Case and Package Quality Guidelines

Quality standards

For Walmart's case quality standards, refer to Case Quality section of this manual.

Case and packaging priorities

Direct import case and packaging requirements are in addition to domestic requirements. Where direct import requirements are an exception to domestic requirements, the direct import requirements take priority.

Conveyability

Walmart prefers conveyable cases (cases that can move easily throughout the DCs on conveyors). Avoid using non-conveyable cases, including dimensions or weights which are under the minimum or over the maximum requirements.

Minimum requirements

5" L x 3.5" W x 2" H (minimum 1 lb.)

Maximum requirements

48" L x 23" W x 30" H (maximum 60 lbs.)

Additional Quality Standards for Direct Imports

- **Perforated cases** must withstand warehouse handling without damage to the case.
- **All liquids** must be marked **THIS SIDE UP** and shipped accordingly.
- **Hazardous material packaging** must comply with all ISPS requirements and all requirements set forth in the US Department of Transportation's hazardous material approval letter.
- **Bags** must be enclosed within a box.
- **A box with bands or straps** is non-conveyable and **requires** special handling at additional expense to the Supplier. See **Conveyable and Non-Conveyable Cases** section of these standards for additional detail.

Master Case Markings

IMPORTANT - All shipments, whether delivered to the carrier or origin cargo manager, are **required** to have correct markings and appropriate shipping marks. The Supplier obtains necessary information from the PO. Any incorrect case marking results in re-marking of the case or inner box at the Supplier's expense. The fee is US \$1.00 per case.

Case and packaging priorities

- For case markings and case labeling of direct import shipping cases, these requirements take priority if the case serves only as a shipping case.
- If the case serves also as retail packaging, then any domestic retail packaging requirements are in addition to these shipping case requirements.
- The exception to the above rule is that specific requirements published by an individual department are in addition to the direct import shipping case requirements.

Case and Packaging Exceptions

For exceptions to case or packaging quality or markings requirements, contact the Walmart Global Sourcing (WGS) merchandiser or Walmart Direct Imports department import manager, depending on who sourced the goods.

NOTE - If the exporting country or air carrier **requires banding or strapping**, the Supplier does not need approval.

Jewelry Distribution - Overview

Jewelry DC Requirements

Suppliers shipping into the Walmart Jewelry DCs (JDCs) are **required** to adhere to all general case markings, case quality, and pallet standards as well as all Shipping and Routing Documentation Standards. The JDC processes small case, high value items safely and efficiently for movement to stores.

Suppliers may also choose to use secured carriers for high value shipments. These shipment must follow the shipping and routing protocols advised by the secured carriers and are **required** to maintain Walmart labeling standards.

Case Size Requirements

Suppliers shipping into the Walmart Jewelry DCs (JDCs) are **required** to pack their items in vendor packs that do not exceed the following dimensions:

Inbound Case Maximum Dimensions				
	Length (IN)	Width (IN)	Depth (IN)	Weight (lbs)
Watches	24	14	9	40
Fine Jewelry	24	7.5	6.5	40

Packaging Requirements

Suppliers shipping to the JDCs will need to meet specific packaging requirements in order to keep our shipment processing secure and efficient:

- Each item is **required** to be individually poly-bagged and placed into the bag of 50 loose.
- It is **NOT ALLOWED** to staple or otherwise secure individual poly bags to each other.
- All merchandise should be in vendor packs of 50 pieces, unless otherwise approved by the buyer.
- Individual 50 pieces are **required** to be placed into a larger zip-lock bag. Do not substitute envelopes or other style bags for the zip lock bag.
- IGI certificates are **required** to be placed inside the individual bag with the item.
- Each 50 pack is **required** to have an information label placed on it. Using the information sticker to close the bag is **NOT ALLOWED** as it will be damaged when the item is inspected.



(example only)

- 1 - Purchase Order Number
- 2 - Supplier Style Number
- 3 - Walmart Item Number
- 4 - Supplier Pack Quantity
- 5 - Quote ID Number

PO#:	4251399999
Style:	XYZ123
Item#:	XXXXXXXXXX
Qty:	150pcs
QID:	XXXXXXXXXX

Information Label Requirements

- Each vendor pack is **required** to have a packing list inside of the box.
- Each case is **required** to be sequentially numbered if more than 1 case is being shipped per the PO. Example: Box 1 of 5, Box 2 of 5, Box 3 of 5, etc.
- Internal case dunnage is **required** to be bubble wrap or full sheets of paper.
- Styrofoam peanuts, shredded paper, and other dunnage is **NOT ALLOWED**.
- UPC tags on merchandise are **required** to be visible so items can be test scanned.
- Pendant tags are **required** to be left outside of the small envelope on the back of the pad so they are able to be scanned.
- All Gift Box Merchandise is **required** to be boxed.
 - Bagging this type of freight is **NOT ALLOWED**.
 - Information sticker is **required** on the short end of the box. Do not place it on the top of the box as it will get damaged when opened.

NOTE - For more information on Primary Packaging and UPC tags for jewelry items, See http://rl.homeoffice.wal-mart.com/marketing/packaging_toolkit.aspx



Optical Distribution Centers

Optical DC Overview

- Optical DCs process freight in full pallet quantity, individual case quantity, and break pack quantity.
- Optical DCs receive freight designated as Vendor Packs and Break Packs.
- Receiving pallets are stored in a reserve location until needed for order fulfillment.
- Completed store orders are shipped via Small Parcel carriers to Walmart Vision Centers.

- Optical DCs contracts 3rd party carriers that utilize a hub and spoke network.
- Suppliers shipping to the Optical Network are **required** to adhere to all General Merchandise case quality and industry/regulation marking standards as well as all Shipping and Routing Documentation standards.

Inner Pack Markings

Inner packs are warehouse packs that will be broken out and sent to individual stores by the DC. Inner packs are **required** to be properly secured so the single selling units do not come loose during the order fulfillment process. All Accessories, Contacts and items other than Frames (with or without cases) must adhere to general inner case marking standards.

Walmart **requires** that Frames (with or without cases) meet the following requirements:

Required Labels for Frames

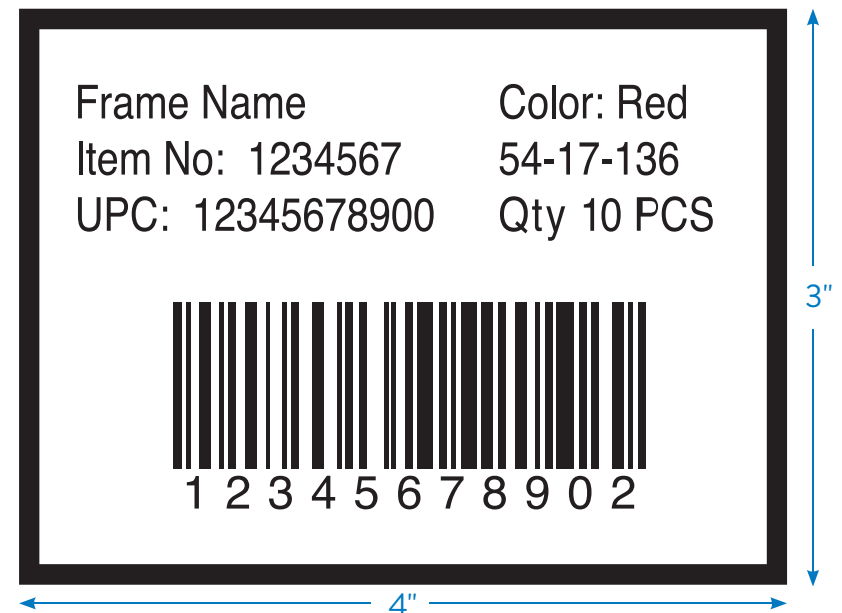
Labels for frames are **required** to be 4" x 3"

Labels for frames are **required** to be placed on the short side of the case (6.25").

Labels for frames are **required** to include the following information:

- Frame Name
- Item Number
- UPC Barcode and Human Readable Number
- Color
- Measurements
- Quantity

Inner Pack Frame Label (example only)






Optical Distribution Centers, cont...

Optical DC Required Frame Packaging

- Inner Pack Cartons for Frames are **required** to be constructed from one of the following materials:
 - Solid Bleach Sulfate (SBS)
 - Coated Unbleached Kraft (CUK)
 - Coated Recycled Paperboard
 - Uncoated Kraft Paperboard
- Inner Pack Cartons for Frames are **required** to be die cut in One-Piece Tuck Top Box (TT) Style.
- Paperboard/Corrugated inserts are not required and are allowed if the Supplier is using it to ensure proper shipping.
 - If used, these inserts are not required to be printed
- Frames are **required** to be packaged 10 per inner pack carton.
- UPC Tags are **required** to be placed on the earpiece of the frame.
 - The tag is **required** to wrap around the ear piece and stick together.
 - The wrap that touches the earpiece is **NOT ALLOWED** to be sticky.
 - The wrap that touches the earpiece is **required** to not slide on the frame.
- Plastic Sleeves to hold the Frames
 - Zip Lock Bags are **NOT ALLOWED** except for the chassis frames or multiple pcs.
 - Placing sleeve over earpieces are not required if the frame is in a bag.



Frames with Cases:

- Frames With Cases are **required** to have the following Outside Dimensions:
 - 6.25" Width
 - Carton with greater than 13" depth are **NOT ALLOWED**

Frames without Cases:

- Frames Without Cases are **required** to have the following Outside Dimensions:
 - 6.25" Width
 - 8.50" Length
 - 4.25" Depth



Inner Pack Carton with Label (example only)

Frame Testing:

To be compliant with FDA requirements on product control, Walmart has adopted 2015 ANSI standards for frame testing.

- 5.2.1.2 DBL dimension
- 5.2.1.3 Thickness of Eyewires
- 5.2.1.4 Eye Size (stamped vs. actual)
- 5.2.1.5 Inside Eye Shape and Circumference
- 5.3.0.0 Temple Measurements



Optical Distribution Centers, cont...

Optical DC Palletization

- Suppliers are **required** to meet Walmart Standard Pallet Requirements
- Suppliers are **required** to meet Walmart General Pallet Labeling Requirements
- Pallets are **NOT ALLOWED** to be greater than 72" tall including pallet (67" without the pallet)
- Suppliers are **required** to ensure all loads are scheduled with the Optical DC.
- Master packs are **NOT ALLOWED**

See Pallet Label and Placards Section for more information on pallet labeling requirements.

See Pallet Standards Section for more information on pallet requirements



Pharmacy Distribution Centers, Overview and Inner Packs

RxDC Overview

- RxDCs process freight in full pallet quantity, individual case quantity, and break pack quantity.
- Recommend all shipments be palletized.
- RxDCs only receive freight designated as Staple Stock (held in DC inventory).
- Receiving pallets are stored in a reserve location until needed for order fulfillment.

- Order fulfillment occurs via a pick-to-light or A-Frame system.
- Completed store orders are palletized, stretch-wrapped and loaded onto outbound trailers.
- RxDCs contracts 3rd party carriers that utilize a hub and spoke network.
- Suppliers shipping to the RX Network are **required** to adhere to all General Merchandise case quality and industry/regulation marking standards as well as all Shipping and Routing Documentation standards.

Inner Pack Markings

Inner packs are warehouse packs that will be broken out and sent to individual stores by the DC. Inner packs are **required** to be properly secured so the single selling units do not come loose during the order fulfillment process.


Walmart **requires** that each Prescription Drug lowest saleable unit is labeled according to the Healthcare Distribution Alliance (HDA) "Guidelines for Barcoding in the Pharmaceutical Supply Chain"

Applicable Rx products must also contain a 2D GS1 DataMatrix containing the DSCSA product identifier attributes (GTIN, Serial Number, Lot, Expiration).

Inner Pack Structural Guidelines

- Inner packs are **required** to be able to be engaged as individual units to be picked and separated.
- Excess glue sticking out from closures is **NOT ALLOWED**.
- Rubber bands, paper-based sleeves, plastic sleeves are **NOT ALLOWED**.
- Glass, ceramic, and fragile items are **required** to be properly packaged to minimize the risk of damage throughout the supply chain.
- Corrugated dividers or partitions are **required** to eliminate glass-on-glass contact and prevent breakage.
- Padding on the bottom of the case is **required** to be sufficient to protect against bottom tray wear during transportation.

DSCSA Serial Unit Label (example only)



3 12345 67890 6

CloudPharma, Inc.
123 Aerie Way, Lofton, WI
01234

Keep this and all
medications out of reach of
children

Each content contains 000mg
"Content Description"
"Usual Dosage Information"
"Storage Information"
"Dispensing"
Recommendation

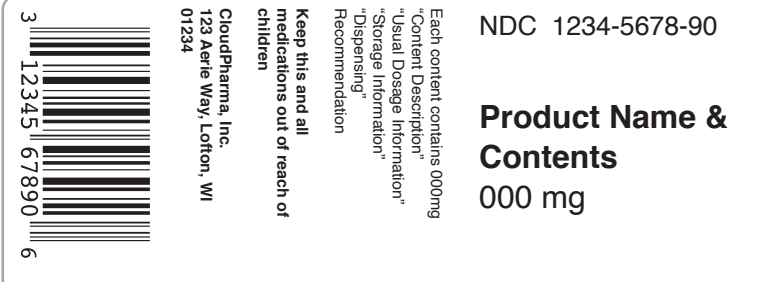
NDC 1234-5678-90

Product Name & Contents
000 mg

GTIN 00312345678906
SN 12345678
EXP JUNE 2021
LOT ABC123

Rx Only

OTC Unit Label (example only)



3 12345 67890 6

CloudPharma, Inc.
123 Aerie Way, Lofton, WI
01234

Keep this and all
medications out of reach of
children

Each content contains 000mg
"Content Description"
"Usual Dosage Information"
"Storage Information"
"Dispensing"
Recommendation

NDC 1234-5678-90

Product Name & Contents
000 mg

Pharmacy Distribution Centers, Case Labels and Markings


Case Label and Marking Guidelines

- Walmart **requires** that each Prescription Drug homogeneous case is labeled according to the Healthcare Distribution Alliance (HDA) "Guidelines for Barcoding in the Pharmaceutical Supply Chain"
- A combination of both GS1-128 and GS1 DataMatrix are **required** to be the symbologies used at the homogeneous shipping case level.
- Homogeneous cases are **required** to unambiguously identify the product trade name, strength, GTIN, lot/ expiration date and quantity contained in the case.
- All refrigerated product is **required** to be clearly labeled and separated from ambient product.
- All cases containing fragile merchandise are **required** to be clearly marked with a graphic icon depicting the fragility of the merchandise.


- Online item file is **required** to reflect what is printed on the vendor case pack. Verify that the information printed on the case matches Walmart Retail Link.
- Product identification labels are **required** on a minimum of two adjacent sides on each case.
- Use a wraparound label or using two separate but identical labels on adjacent sides.
- Once the label is affixed to the case, ensure that there is a sufficient barcode "quiet zone" in the center of the label and that the barcodes on both halves are readily scannable.
- Case labels should be no closer than 1.25 inches from the bottom of the case.
- Affixing a case label to the top or bottom of the case is **NOT ALLOWED**.



Rx Case
(example only)



Rx Serialized homogeneous case label (example only)



Non-Serialized (OTC) homogeneous case label (example only)

Pharmacy Distribution Centers, Shipping Label and Packing List

Shipping Label Guidelines

- Walmart RxDC **requires** that a Serialized Shipping Container Code (SSCC) label is affixed to each individual shipping mix case or pallet.

Standard shipping labels are **required** to contain the following:

- Ship from address: Suppliers address, city, state and zip code
- Ship To address: Walmart DC address, city, state and zip code
- To postal barcode (optional)
- Carrier name (if available)
- Pro number (if available)
- BOL number (if available)
- Facility / Location (5 digits)
- Walmart DC number, e.g. 06001
- PO number (10 digits)
- Walmart Item number (WMIT)
- NDC number or "MIXED" if case or pallet has mixed SKUs
- Quantity – number of cases contained on the pallet
- GS1-128 barcode containing an 18-digit SSCC code.

FedEx and UPS Labeling:

- The Walmart PO number is **required** to be provided.



Packing List

- Required** to be attached to the outside of the last box/pallet loaded on the trailer.
- Required** to be facing outward on the pallet or box in clear view of the unloader.
- A second packing slip should be made available to the carrier with the BOL and the freight bill for presentation at the warehouse receiving area.
- If shipping LTL, a packing slip is **required** to be attached to the outside of one case for each purchase order.

The packing list is **required** to contain the following:

- PO number
- Ship to name and address
- Shippers name and address
- Product name, strength, dosage form, container size
- National Drug code (NDC) / Vendor Stock number
- Lot number
- Case count per item
- Total case count shipped

Each pallet, with either mixed products or purchase orders, is **required** to have a container list identifying the POs, items, and quantities on that pallet.

Ship Form: Any Vendor Any Address City, State, Zip	Ship To: Walmart DC 6001 2252 N 8th St. Rogers, AR 72756
Ship to POSTAL CODE (420) 72756 	CARRIER Carrier Name PRO: 1234567890 B/L: 1234567890
Purchase Order#: 1234567890 Carton# 1 of 5	WMT Item# NDC: 00000 QTY: 00
SSCC: (00) 0 0000000 000000000 0 	

Shipping Label
(example only)



Packing List - Facing outward
in clear view of unloader.
(example only)

Goods Not For Resale (GNFR)

GNFR Shipping Labels

Goods not for resale include fixtures, displays, signage and other equipment that is not available for sale to customers inside our stores. GNFR items that ship into our DCs or stores should be easily recognizable by our associates.

Shipping Label Requirements

- Shipping label is **required** to have a yellow background with black printing.
- Shipping label is **required** to be 4.0" x 6.0"
- Shipping label is **required** to be located in the upper left corner of the case on the longest side of the case.
- If this location is awkward or otherwise not possible, it may be located in a location that is convenient for viewing and processing.
- Adhesive is **required** to be capable of adhering to an applied surface for a minimum of 6 months in an ambient environment.
- Label printing is **required** to not fade for a minimum of 6 months in an ambient environment.
- Bar Code is **required** to be in either CODE 39 or CODE 128 format and meet or exceed ANSI standard print grade B. The barcode will represent the SAP # assigned the item.
- For items that the SAP# has not been assigned, Supplier is **required** to use the description "FIXTURE", "DISPLAY", "SIGNING" or "OTHER" in 32pt font in place of the SAP# and SAP Barcode.

REQUIRED	<ul style="list-style-type: none"> Ship From Address: Suppliers address, city, state, zip code. Ship To Address: Walmart DC address, city, state, zip code Facility / Location - 5 digits (Walmart DC number, e.g. 06094). 	<ul style="list-style-type: none"> PO number - 10 digits (ORDER #) CODE 39 or CODE 128 Barcode representing SAP#
	<ul style="list-style-type: none"> Postal barcode Carrier name (if available) Expanded GLN address. 	<ul style="list-style-type: none"> BOL number (if available) Pro number (if available)

Ship From: Any Vendor Any Address City, State, Zip		Ship To: Walmart DC Address City, State, ZIP code - GLN address Facility Location - 5 digits	
POSTAL CODE (420) 72712 		CARRIER Carrier Name PRO: 1234567890 BOL: 1234567890	
DC#	TYPE	DEPT	ORDER#
6094	0033	00012	01234567890
WMIT: 001286123			
 (00) 0 0614141 123456789 0			

Shipping Label
Example only

39 or 128 Barcode



Place shipping label
left of center on
longest side

Cold Chain Compliance Requirements

Program Purpose

- To Maximize efforts to ensure uniformity in temperature reporting and measurement throughout Walmart's cold chain network for specific commodities.
- To enable electronic record keeping for temperature data on inbound shipments to Walmart facilities.
- To provide Walmart Suppliers the capability to receive temperature data on loads experiencing temperature excursions from the technology vendor (Emerson).

Program Implementation

- All fresh produce, meat, seafood, and floral Suppliers are **required** to utilize the Emerson GO wireless temperature recorders on all pre-cooled inbound shipments to our food distribution centers, food import centers, fresh solution centers and food cross docks
- This program does not include frozen, dairy or deli at this time, but may include these commodities in the future.

Process Changes

- The intent of this program is to transition all Suppliers currently using temperature recorders to the Emerson GO Wireless recorder.
- This program does not mandate Suppliers to begin using temperature recorders where they are not currently required.
- HACCP product **requires** 1 Emerson Go Wireless temperature sensor per PO
- Meat, Produce and Floral product **requires** a minimum of 1 Emerson Go Wireless temperature sensor per trailer.
- On mixed product loads (HACCP and other commodity), HACCP temperature sensor will count as trailer level requirement.

NOTE - For more information contact CargoSupport@Emerson.com or call (877)988-7299

Refer to the Temperature receiving chart in Appendix D for required receiving temperature.

Program Execution

- Temperature recorders must be accompanied by orange "Temperature Monitoring" placards (Find it Inserts), supplied by Emerson, to indicate the location of each recorder.
- Place placard with sensor on face of pallet, 2-3 feet down from top, on the right or left side away from chutes discharge area.
- Do not place sensor on trailer wall and avoid placing sensor facing trailer door on the tail of the trailer.
- Avoid placing sensor horizontally on top of pallet.
- All temperature recorders placed on inbound shipments are **required** to be linked to their corresponding PO# in Emerson's system (See instructions, demonstrations and the Emerson Portal at <https://climate.emerson.com>)



Temperature Monitoring

Logger# _____
 Load Date: _____ Load Time: _____ AM/PM
 PO/SO: _____
 Receive Date: _____ Load Time: _____ AM/PM
 Location: _____



Egg Packaging and Case Labels

Egg Case Label

The Egg case label provides industry standard data to speed the inventory flow of eggs through the supply chain. The information on the label is **required** to be both scannable and readable. Use of the Egg case label replaces general case marking requirements..

The Egg case label format and size are **required** to meet the standards shown in the graphics on this page. Placing one label over another is **NOT ALLOWED**.

Additional Markings for Meat and Poultry

All egg shipments for Dept. 90 are **required** to include the following information:

REQUIRED	• Vendor of Record Name, Address, and Phone Number	• Case Pack Size and Quantity: Must include the total quantity of selling units and individual units within the case
	• Best By Date	
	• Brand Name and Product Description: Count, size, grade, and the word "EGG" are required in ALL CAPS	• Shipping Container Stock Number: The last 5 digits of the Item UPC with no check digit
	• Keep Refrigerated statement	• Julian Date and Plant Number
		• Supplier Pack GTIN Barcode in ITF-14 format

Egg Case Label Location

A minimum of 1 Egg case label is **required** to be placed on the short side of each carton or RPC. This label is **required** to be visible from at least 1 side of the pallet when palletized. Additional labels may be placed on any other side of the carton.

Egg Case Selling Units

Egg cases that will flow through the distribution centers to the stores in the same carton that will be sold to the customer are **required** to have the Julian date, plant number, best by date, and product UPC-A barcode or ITF-14 barcode printed or applied to the front of the case. This information is **required** to be visible on at least 1 side of the pallet when palletized.



Each shipping label must be clearly identified with:

- (A) Julian date and plant number
- (B) Shelf-life (as described in Exhibit II, Section 3)
- (C) Shipping container stock number
(The last 5 digits of the Item UPC, no check digit)
- (D) Brand name and product description
(Must include count, size, grade, and the word EGG)
- (E) 14-digit shipping container GTIN barcode (ITF-14)
- (F) Shipping container net quantity - must include the total quantity of the contents of the case, the number of individual units, and quantity of each individual unit. (EXAMPLE: Case Pack: 15 / 1 DOZEN UNITS)
- (G) Name AND Address of Vendor of Record accompanied by a qualifying phrase that states the firm's relation to the product, e.g., "Manufactured for" or "Distributed by." (EXAMPLE: Distributed by CCF Brands, Rogers, AR 72758, (479) 464-0544)

■ **NOTE** - The requirements on this page applies to fresh egg shipments only.



Egg Pallet Build Requirements

Egg Case Pallets

Suppliers are **required** to meet Walmart Pallet Quality and Perishable Labeling standards. See the appropriate section of these standards for more detail.

- On Corrugated Cases the label is **required** on a minimum of 1 side of the case. Additional labels, including wraparound labels, may also be used.
- On RPCs, the label may be located on a side of the RPC that is most suitable for label placement.
- Freezer grade, permanent, rubber-based adhesive or equivalent is **required**.
- Case labels are **required** to be outward facing on a minimum of 1 side when palletized.

Pallet Label and ASN Barcode

The pallet label, along with the ASN GS1-128 SSCC-18 barcode, aids in a faster receiving process and better inventory management. Contact the Walmart EDI help desk for ASN onboarding. Pallet labels are **required** on two adjacent sides of the pallet. Please reference the Pallet Label Section of this manual for specific label requirements.

Code Dates and Pallet Build

The code dates of eggs contained on each pallet are **required** to be within 1 day of each other and the oldest eggs must be on the top layers of the pallet. Low-volume products, such as Medium and Twin six-pack eggs are exempt from the 1-day requirement. Mixed-date pallets are **required** to be clearly identified with an 8.5" X 11" placard on all 4 sides of the pallet with the text "Mixed Date Pallet."

It is the Supplier's responsibility to ensure that pallets are stable. Pallets are **required** to contain vented or non-vented stretch wrap in a bow tie fashion. Unrestricted air flow is **required** for egg quality. Plastic bands and corner boards may be used as needed. Consumer 60-count packaging is **required** to be wrapped with corner boards on the pallet.



■ **NOTE - Overhang no greater than 1" is allowed for palletized egg shipments.**

■ **For additional details on egg requirements, including regulatory compliance, audit requirements, and other information, please contact your buyer for the Best In Class: Fresh Shell Egg Program document.**

Meat / Poultry Case Labels

Meat and Poultry Case Label

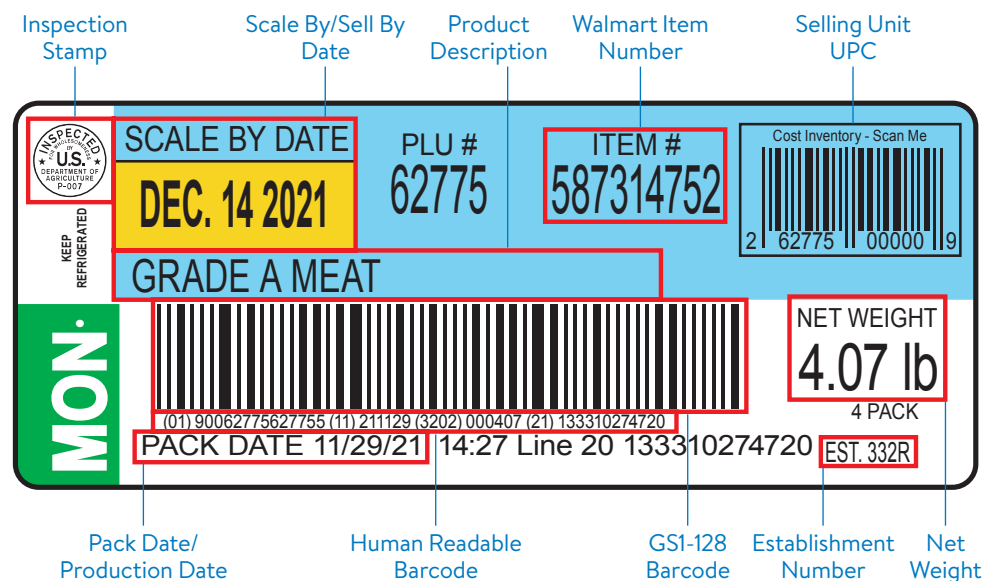
The Meat and Poultry case label provides industry standard data to speed the inventory flow of meat and poultry products through the supply chain. The information on the label is **required** to be both scannable and readable. Use of the Meat and Poultry case label replaces the requirement of general case markings.

For industry information and standards specifications such as label size and formatting, refer to www.gslus.org, North American Industry Guidance for Standard Case Labeling.

Additional Markings for Meat and Poultry

All meat and poultry shipments for Dept. 93 are **required** to include the following information:

REQUIRED	<ul style="list-style-type: none"> • Product Description • Date (Packaging or Sell By) • EST Number (USDA Inspected Product Only) 	<ul style="list-style-type: none"> • Net Weight • Inspection Stamp • GS1-128 Barcode: Barcode is required to include Supplier Pack GTIN, Batch/Lot Number. Other information is optional.
	<ul style="list-style-type: none"> • Supplier Name • Vendor Stock Number • Supplier ID # • PLU # 	<ul style="list-style-type: none"> • Walmart Item Number (WMIT) • Vendor Stock Number • Safe Handling Instructions • Selling Unit UPC Barcode



NOTE - The requirements on this page apply to all fresh or frozen Meat/Poultry items in Department 93 only.

All Seafood Labels/Carton Markings are required to use the GS1-128 barcode no later than 1/1/2023. ITF-14 format will no longer be accepted after this date.

Refer to the Temperature receiving chart in Appendix D for required receiving temperature.

Seafood Case Labels

Fresh Seafood Case Label

The Seafood case label provides industry standard data to speed the inventory flow of seafood products through the supply chain. The information on the label is **required** to be both scannable and readable. Use of the Seafood case label replaces the requirement of general case markings. If you are not able to supply the GS1-128 barcode, the GTIN in ITF-14 format is acceptable as long as the batch/lot number is printed on the label in a human readable format.

For industry information and standards specifications such as label size and formatting, refer to www.gs1us.org, North American Industry Guidance for Standard Case Labeling.

All seafood shipments are **required** to include the following information:

REQUIRED	<ul style="list-style-type: none"> • Supplier Name • Product Description • Lot Number • Sell By Date / Best By Date • Country of Origin 	<ul style="list-style-type: none"> • Net Weight: (Fresh Seafood Only) • GS1-128 Barcode: Barcode is required to include item GTIN, Batch/Lot Number. Other information embedded into the barcode is acceptable. ITF-14 barcode may be used in place of the GS1-128 barcode if the lot number is printed on the label.
	<ul style="list-style-type: none"> • Walmart Item # • Selling Unit UPC-A 	<ul style="list-style-type: none"> • Supplier ID # • Vendor Stock Number


NOTE - The requirements on this page apply to all fresh or frozen Seafood items in Department 93 only. See Case Markings section of this guide for additional details on private branded frozen seafood packaging.

Refer to the Temperature receiving chart in Appendix D for **required** receiving temperature.

Walmart Item Number on the Fresh Seafood Label is a new requirement and Suppliers must be in compliance no later than 07/01/2022.

Selling Unit UPC barcode is a new requirement for seafood labeling and must be in compliance no later than 01/01/2023.

All Seafood Labels/Carton Markings are **required** to use the GS1-128 barcode no later than 1/1/2023. ITF-14 format will no longer be accepted after this date.

Species Farmed in State, U.S.A.	Net Weight 37.40 LBS	Packaging 2020-06-29
Atlantic Salmon Fillet Pin-Bone In - Skin On	Gross Weight 17.10 Kg	Batch Lot No. 12345
Quality Trim A	Walmart Item # 12345	Selling Unit UPC 12345
Size 2-3	<i>Company Name, Inc.</i>	
Nature identical Color added		
(01) 23456789001234 (56) 7890001 (23) 45678		Unit/PL - 16/28
Keep Cool -1° + 4° C		

Fresh Seafood Label
(example only)

Frozen Seafood Case Markings

Required markings for Frozen Seafood may be printed directly to the carton or applied via a printed label. If applying a label to the carton, the background color of the label is **required** to be white, with the exception of thaw and sell items. Thaw and sell items may have a white or yellow background (as shown in the example below). If using a yellow background for thaw and sell items, it is **required** to be printed with PMS 102 yellow on the top 2.5" of the label.

Single label or wraparound labels are acceptable.

FOLD	
<p>MANUFACTURER LOGO/NAME</p> <p>PRODUCT NAME</p> <p>SECOND LINE (IF NEEDED)</p> <p>METHOD OF CATCH, COUNTRY OF ORIGIN ITEM # SUPPLIER ID#</p> <p>BEST BY: MM/DD/YYYY LOT CODE: PLANT CODE:</p> <p>XX UNITS/XX OZ EACH NET WT XXLB (XX KG)</p> <p></p> <p>(00) 0 0614141 123456789 0</p> <p>DISTRIBUTED BY: DISTRIBUTOR NAME CITY, STATE, ZIP</p> <p>KEEP FROZEN</p>	<p>MANUFACTURER LOGO/NAME</p> <p>PRODUCT NAME</p> <p>SECOND LINE (IF NEEDED)</p> <p>METHOD OF CATCH, COUNTRY OF ORIGIN ITEM # SUPPLIER ID#</p> <p>BEST BY: MM/DD/YYYY LOT CODE: PLANT CODE:</p> <p>XX UNITS/XX OZ EACH NET WT XXLB (XX KG)</p> <p></p> <p>(00) 0 0614141 123456789 0</p> <p>DISTRIBUTED BY: DISTRIBUTOR NAME CITY, STATE, ZIP</p> <p>KEEP FROZEN</p>

Frozen Seafood Label
(example only)



Meat / Poultry / Seafood Case Labels

Meat / Poultry / Seafood Case Label

A minimum of 1 label is **required** to be located on all shipments of Meat, Poultry, and Seafood for Dept. 93.

- On Corrugated Cases the label is **required** to be located on a minimum of 1 side of the case. Additional labels, including wraparound labels, may also be used.
- On RPCs, the label may be located on a side of the RPC that is most suitable for label placement
- Freezer grade permanent rubber based adhesive or equivalent is **required**.
- Case Labels are **required** to be outward facing on a minimum of 1 side when palletized.

Pallet Label and ASN Barcode

The pallet label along with the ASN GS1-128 SCCC-18 barcode aids in a faster receiving process and better inventory management. Contact the Walmart EDI help desk for ASN on-boarding. Pallet labels are **required** on two adjacent sides of the pallet.

NOTE - The requirements on this page apply to all fresh or frozen Meat/Poultry/Seafood items in Department 93 only. See Case Markings section of this guide for additional details on frozen seafood packaging.

See Pallet Label and Placards Section for more information on pallet labeling requirements



Produce Case Label - Produce Traceability Initiative (PTI)

PTI Case Label

The PTI case label provides industry standard data to speed the inventory flow of highly perishable products through the supply chain. The information on the PTI must be both scannable and readable. Use of the PTI Label replaces the requirement of general case markings. You are **required** to use the GS1-128 barcode on the PTI label. If you are not able to supply the GS1-128 barcode, the GTIN in ITF-14 format is acceptable as long as the harvest date and grower lot numbers are printed on the label in a human readable format. Use of the PTI case label for items other than produce within Dept. 94 is allowed, but not recommended. Use of the PTI label outside of Dept. 94 is **NOT ALLOWED**.

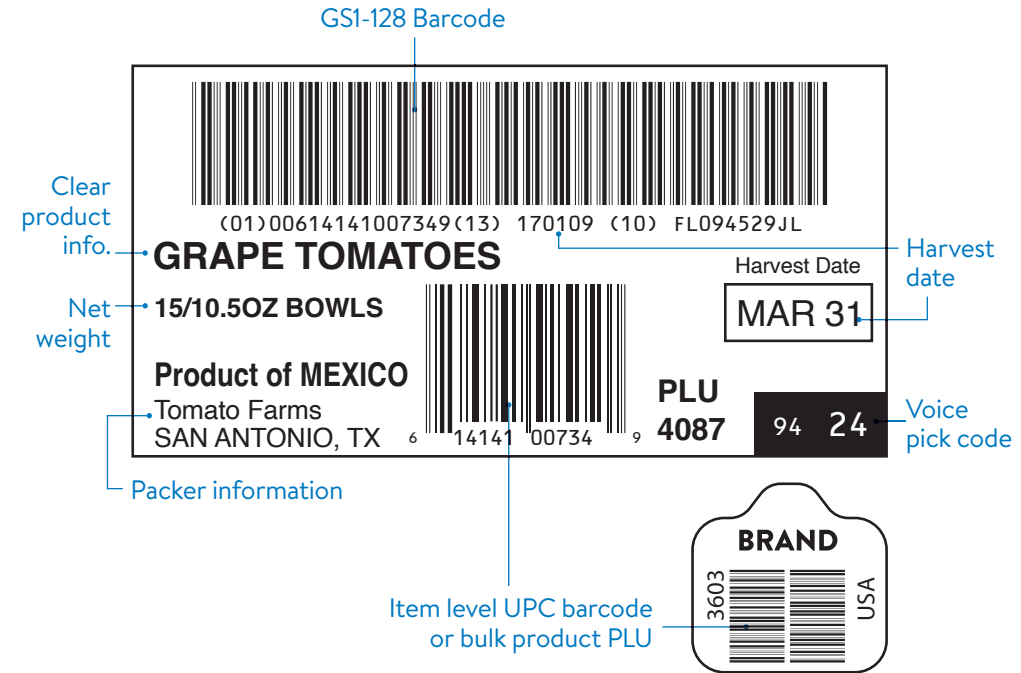
Additional Markings for Produce

All produce shipments for Dept. 94 are **required** to include the following information:

REQUIRED	<ul style="list-style-type: none"> • Packer Information • Product Description • Net Weight • Country of Origin 	<ul style="list-style-type: none"> • GS1-128 Barcode: Barcode is required to include Supplier Pack GTIN, Harvest, Pack, or Sell By Date, Lot Number, and appropriate application identifiers. • Voice Pick Code
	<ul style="list-style-type: none"> • Harvest Date for fresh produce -OR- • Sell By or Pack Date for Pre-packed/ processed items 	<ul style="list-style-type: none"> • Item Level UPC Barcode for Prepack Items -OR- • PLU Number for Bulk Items
OPTIONAL	<ul style="list-style-type: none"> • Walmart Item # • Handling instructions 	<ul style="list-style-type: none"> • Additional regulatory information

ASN/EDI Requirements for Produce

Produce Suppliers are **required** to submit a Walmart Perishable ZZZZ compliant Advance Ship Notice (ASN) through EDI. The Walmart Perishable ZZZZ ASN provides advanced visibility to incoming shipments and clearly identifies it as produce. For industry information and standards specifications such as label size and formatting, refer to www.gs1us.org and www.producetraceability.org.



■ For questions regarding PTI labels, contact asnptimail@walmart.com.

■ All Fresh Produce labels are **required** to use the GS1-128 barcode no later than 1/1/2023. ITF-14 format will no longer be accepted after this date.

■ GS1-128 Barcode is **required** to meet size and print quality standards as referenced in the GS1-128 section of this publication.


■ For more information on the Walmart Perishable ZZZZ Compliant ASN, see Walmart Retail Link Path: Retail Link > Apps > Filter Docs "ED" > EDI-B2B > Guides > Perishable ASN.

Produce Pallet Label - (PTI)

PTI Case Label

The pallet label, along with the SSCC-18 barcode in GS1 format associated with your Walmart Perishable ZZZZ ASN, aids in a faster receiving process and better inventory management. The Item GTIN in ITF-14 format is acceptable if you are not able to provide the SSCC-18 barcode. Pallet labels are **required** on two adjacent sides of the pallet. PTI labels are **required** to be outward facing on a minimum of 1 side when palletized.

REQUIRED	<ul style="list-style-type: none"> • Ship From Address: Supplier's address, city, state, zip code. • Ship To Address: Walmart DC address, city, state, zip code • Facility / Location # (Walmart DC number, e.g., 06094). 	<ul style="list-style-type: none"> • PO Number: 10 digits (ORDER #) • Department Number (Walmart DEPT number, e.g., 00013) • SSCC-18 Barcode in GS1-128 format
	<ul style="list-style-type: none"> • Sequential Numbering of Pallets • Expanded GLN Address (if available for the Ship To Address) 	<ul style="list-style-type: none"> • Carrier Name (if available) • BOL Number (if available) • Pro Number (if available) • Store Number, Store Information, and Store Barcode



(Example only)

Ship From: Any Vendor Any Address City, State, Zip	Ship To: Walmart DC 6094A - ASM DIS City, State, ZIP code - GLN address Facility Location - 5 digits		
CARRIER Carrier Name PRO: 1234567890 B/L: 1234567890			
DC# 6094	TYPE 0033	DEPT 00012	ORDER# 1234567890
WMIT: 001286123			
(00) 0 0614141 123456789 0			

All Pallet/Shipping Labels are required to use the GS1-128 barcode no later than 1/1/2023. ITF-14 format will no longer be accepted after this date.

For questions regarding the electronic submission of ASNs, contact EDI Support at 479-273-8888.

Refer to the Temperature receiving chart in Appendix D for required receiving temperature.

For more information on the Walmart Perishable ZZZZ Compliant ASN, see Walmart Retail Link Path: Retail Link > Apps > Filter Docs "ED" > EDI-B2B > Guides > Perishable ASN

Produce Shipments

Inbound Pallet Loads for Produce and Reusable Plastic Containers (RPCs)

- Stack RPCs by layer on a 48" x 40" Grade A pallet.
- Ensure all RPCs interlock for a more secure pallet.
- Cross-stack when applicable for greater pallet stability.
- Cases are **required** to withstand clamping equipment.
- Secure pallet using corner boards, plastic bands, and stretch wrap. Product that **requires** unrestricted airflow is **required** to be secured to the pallet with ventilated stretch wrap.
- Metal bands and clip seals are **NOT ALLOWED**.
- All RPCs on a single pallet are **required** to be the same size. Multiple-sized RPCs on a pallet are **NOT ALLOWED**.
- Straps are **required** to run horizontally and be placed at the base, middle, and top of the pallet.
- Shipments may be refused or rejected if not properly secured on the pallet. Less than layer case quantities are **required** to be secured to the pallet.
- Produce pallets should be trailer loaded in a pinwheel pattern to reduce trailer air space and prevent shifting.
- Single pallet positions should be loaded to one side of the trailer and secured with airbags or load locks.
- Netting and twine for pallet containment are **NOT ALLOWED**.

Fiber Corner Boards

In order to increase recyclability, we strongly encourage the use of corner boards made of 100% plastic or 100% fiber. Mixed material corner boards such as composite or those with a metal or plastic interior and fiber exterior cannot be recycled from our DCs and stores.

- See the Unitized Shipments section of the standards guidelines for corner board requirements.

Suppliers are responsible for ensuring the length, width and thickness of corner boards are adequate to properly protect and support the product.



CORRECT

Uses corner boards, plastic bands, and stretch wrap



INCORRECT

Not secured to the pallet

NOTE - Loose film, fiber, or other loose materials are **NOT ALLOWED** in any open top cartons or containers. All loose material must be removed. All plastic coverings and plastic inner-pack bags are **NOT ALLOWED** to exceed the height of the case.

Bakery/Deli Wraparound Label

Bakery and Deli Wraparound Labels

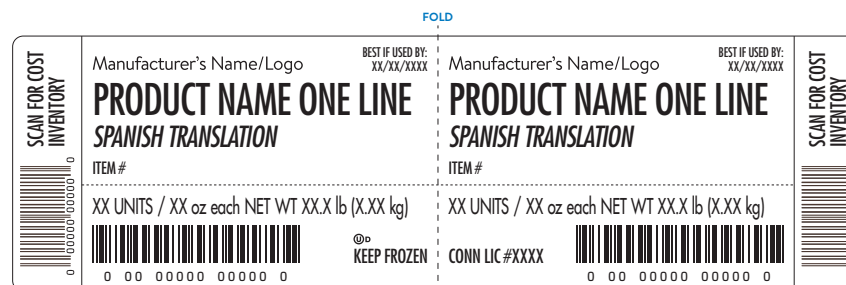
Bakery and Deli labels contain unique requirements. The examples shown on this page are the preferred wraparound, but 2 single labels that contain the same information are acceptable.

The following information is **required** on each label:

REQUIRED	<ul style="list-style-type: none"> Product Name (36 pt Futura Medium Condensed Font, tracking -20) Best if Used by Date: (11 pt Futura Medium Condensed Font, tracking -20) Spanish Translation of Product Name (24 pt Futura Medium Condensed Oblique, tracking -20) Connecticut License # (16 pt Futura Medium Condensed, tracking -20. (only required if intended for sale in CT)) 	<ul style="list-style-type: none"> Walmart Item Number (WMIT) Unit Quantity Net Weight (Futura Medium Font, 18 pt, 70% Horizontal Scale) Kosher Symbol (if Applicable) Keep Frozen/Keep Refrigerated (16 pt Futura Medium Condensed, tracking -20) Selling Unit UPC Barcode (Must include the language “Scan for Cost Inventory” next to the barcode) Supplier Pack GTIN in ITF-14 format
	<ul style="list-style-type: none"> Case Code Supplier ID # 	<ul style="list-style-type: none"> Vendor Stock Number Safe Handling Instructions

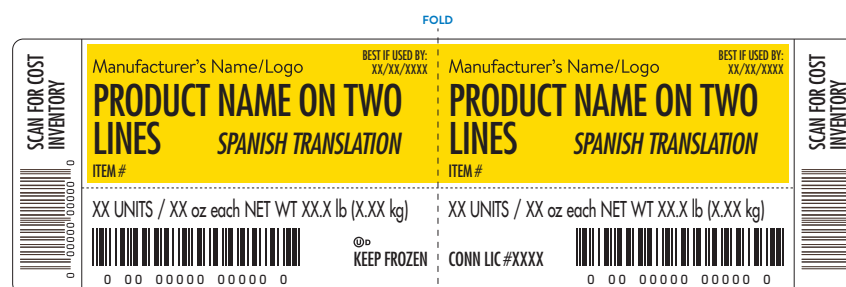
Label size is recommended to be 3" x 10" for a single wraparound label or 3" x 5" for 2 single labels. The barcode areas of the label are **required** to be white with black printing. The top area of the label, behind the product name, is **required** to have the following background colors:

- **Frozen or refrigerated non-production items**
White background
- **Frozen production items**
PMS 102 C (yellow) background
- **Refrigerated production items**
PMS 381 C (green) background



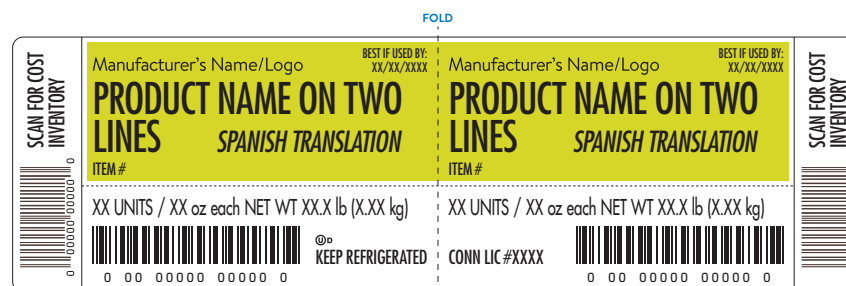
Frozen or Refrigerated Non-production

One-line product name or variety name



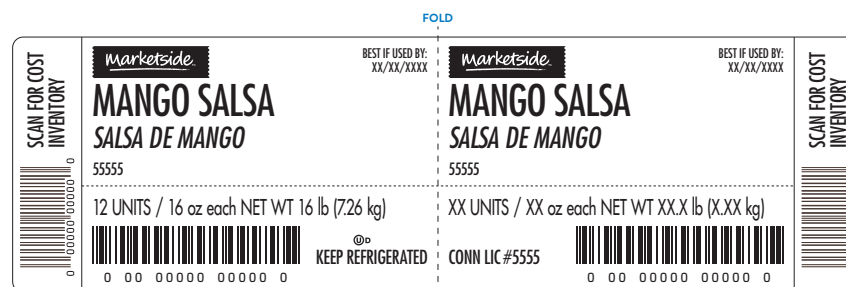
Frozen Production

Two-line product name or variety name



Refrigerated Production

Two-line product name or variety name



Example only



Bakery/Deli Wraparound Label Application

Label Position

One label is **required** to be applied to the lower right corner of a long side panel, wrapping it around to the short side panel so the information is visible on two sides of the case.

Single Standalone Label

A minimum of 2 labels are **required** to be applied with one on the long side and one on the short side of the case (in the lower right corner). Applying a label to all 4 sides is also permissible.

If separate labeling is not possible, you may print white ink to simulate the label and print directly on the case following the guidelines established for the label graphics. This will **require** a minimum of 3 colors.



Wraparound
label



Single label

Perishable Labeling Requirements

Perishable Dates

Perishable products are **required** to be dated with a **receiving date, best if used by date,** or **pack date**. If the pack date is used as a reference, the Supplier are **required** to provide guidelines to maintain freshness and quality. If the item contains a best if used by date on the retail unit, the outside of the case is **required** to be clearly marked.

Dates are preferred to be in **MM/DD/YYYY** format with a minimum of 1/2" (48 pt) font.

Dated perishable products are received under strict rotation by one of the following dates:

- **Receiving date:** The date product was received, including all frozen products, fresh beef, pork, and poultry.
- **Best if used by date:** The date indicated on product that it must be sold by at retail. This is **required** to be included on the outside of the case if the selling unit contains a best if used by date. This includes produce, deli, and dairy products.
- **Pack date:** The actual date the product was processed.

The original purchase order due date will be used to determine date compliance for receiving acceptance. If the actual receiving is delayed due to Walmart, Sam's Club, or distribution direction, product acceptance will still be governed by the original

purchase order due date.

Mixed Dated Pallets

If there is a need for mixed dated product on a pallet, the following steps are **required**.

- Pallets are **required** to be stacked with the oldest date on the top of the pallet.
- Dating on the case is **required** be turned outward on the pallet.
- A tier sheet is **required** to be placed between each layer where the date changes.
- Pallets are **required** to be clearly marked with an additional 8.5" x 11" label on all four sides of the pallet with the text "**Mixed Dated Pallet.**"
- Labels are **required** to include the number of cases per date contained on the pallet.



Automated Grocery Handling

Automated GDC Special Requirements

Suppliers shipping into the Walmart Automated Grocery DCs are **required** to adhere to all Grocery case markings, labeling, and quality standards as well as all Shipping and Routing Documentation Standards. The Automated GDC equipment cannot induct cases outside of the given dimensional requirements. Unacceptable Aspect Ratio of cases prevents cases from safely traveling through the conveyor system. Items that cannot be inducted into the Automated GDC equipment need to be handled manually and results in a higher product cost.

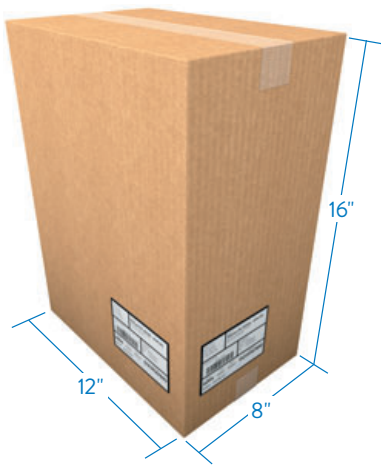
Dimensional Requirements

To be eligible for induction in the Walmart Automated Grocery DCs, cases are **required** to fall within the Min. & Max. dimensions and Weight, as shown in the table below:

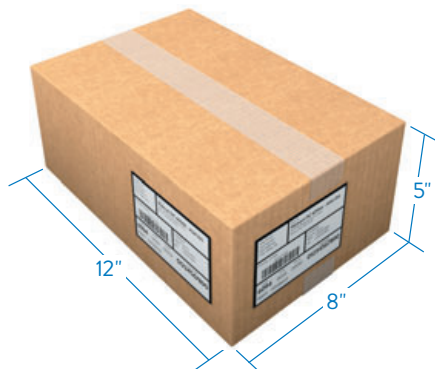
Dimensions		Length (in)	Width (in)	Height (in)	Weight (in)	Aspect Ratio
Cases	Max	26	18*	19	55	1.7
	Min	6	4	2	2	-

Aspect Ratio is determined by dividing the Product Height and Product Width.

***NOTE - 20" width is allowed for meat products only.**



Aspect Ratio = Height (16) / Width (8)
Aspect Ratio - 2
Aspect Ratio - **NOT ACCEPTABLE**




Aspect Ratio = Height (5) / Width (8)
Aspect Ratio - .625
Aspect Ratio - **RECOMMENDED**

Automated GDC Pallet Requirements

To improve the speed and efficiency of the automated operations, pallets shipped to our automated GDC locations have additional requirements:

- Pallets are **RECOMMENDED** to be single item only.
- Plastic Straps and corner boards are **NOT ALLOWED**. Produce shipments are exempted from this requirement only, plastic straps on produce must be used horizontally and are **NOT ALLOWED** to secure product to the pallet.
- All layers of pallet are **RECOMMENDED** to be the same height.
- "Chimney Gap" is **NOT RECOMMENDED** in the palletized pattern.

RECOMMENDED
Complete, homogenous layer pattern. No "Chimney Gap" in the layer. All layers have the same height. Cases are sufficiently offset.



NOT RECOMMENDED
"Chimney Gap" in the middle of the pallet. Therefore, poor suction force during the depalletizing process.




Grocery Import Distribution Center (GIDC)

GIDC Requirements

- For Direct Import Food: A pallet is **required**.
- If an acceptable pallet provider is not available at Suppliers origin, slip sheets will be an option with approval.

NOTE - Suppliers shipping to the GIDC are **required** to adhere to all general case markings, labeling, and quality standards.





Grocery Consolidation Center (GCC) Overview

GCC Overview

- Suppliers shipping to the GCC Network are **required** to adhere to all general case quality, case marking, pallet quality, shipping standards, and cold chain compliance expectations.
- Suppliers are **required** to follow all industry/regulation marking standards as well as all Shipping and Routing Documentation standards.
- All product shipped to the GCC Network rides in a “SAID TO CONTAIN” environment specific to pallet counts only. Supplier is responsible for case counts. Carriers/Consolidator does not count cases or break down pallets.
- Inbound Temperature Sensor Requirements:
 - All Cooler (Meat, Produce, Floral, and other) product **requires** a minimum of 1 temperature sensor per supplier.
 - HACCP product **requires** 1 temperature sensor per PO.
- Inspection at dock is limited to one pallet located on the nose/middle/tail of the trailer to ensure product arrives within receiving temperature range and a quick visual inspection for outstanding damage. A full inspection does not occur until received at the destination Grocery DC where product, up to the entire trailer, is subject to rejection.
- Each pallet is **required** to contain product from a single PO. GCC does not accept Multi-PO Pallets.
- Supplier is **NOT ALLOWED** to mix any combination of fresh, frozen, or non-refrigerated merchandise on any single pallet unless all merchandise can withstand dock temperature of 34 degrees for more than 2 hours. Frozen product will be stored and shipped at -10 degrees.
 - Supplier should take transit temperatures into account. It may be necessary to protect the product with slip sheets on the bottom of the pallet and wrap in paper to maintain cold chain compliance.
- Each pallet is **required** to include the approved Walmart Grocery Pallet Placard with white background (as shown). Placards are **required** to be placed on the 40” and 48” sides of each pallet.
- Seafood shipments are **required** to include the approved Walmart Grocery Pallet Placard for HACCP items with green background (as shown). Placards are **required** to be placed on the 40” and 48” sides of each pallet.
- All Asparagus shipments are **required** to have additional vertical strapping.

NOTE - All Suppliers are required to comply with placement of placards on the correct sides of the pallet as instructed here no later than 6/1/22.

WALMART GROCERY INBOUND
WALMART / SAM'S WAREHOUSE #
6064
CLEBURNE, TX
PO # 0467023122
1 of 1 PALLETS
10 of 40 TOTAL CASES

GCC Pallet Placard (example only)

HACCP ITEMS
6042
PAULS VALLEY, OK
PO# 1234567890
1 OF 2 PALLETS
50 OF 100 TOTAL CASES

GCC Seafood Only Pallet Placard (example only)

GCC Notification Requirements

GCC Notifications for Volume, Product, or Shipping Changes

If Supplier expects to experience any volume, product, or shipping changes with any merchandise which is transported through GCC, Supplier is **required** to notify g0cc@wal-mart.com 30 days in advance of the change or upon Suppliers first awareness of the change, whichever is greater.

Supplier is **required** to notify <https://wal-marttransportation.na1.teamsupport.co> if any of the following are expected:

- New Item(s): Supplier adds new product(s) which will be ordered under any of your company's 9-digit Supplier numbers. Supplier is **required** to be approved through Walmart Strategy team.
- Discontinued Item(s): Supplier discontinues product or Walmart / SAM's suspends or discontinues product which is ordered under any of Suppliers's 9-digit Supplier numbers converted to be transported through GCC.
- Additional Department(s) or Sequence(s): Supplier would like to add additional merchandise departments OR sequences to GCC.
- Discontinued Department(s) or Sequence(s): Supplier wishes to discontinue utilizing GCC Crossdock for one or more merchandise departments or sequences which have been converted to flow through GCC.

- Added Warehouse(s): Supplier expands GCC merchandise into additional Walmart / SAM's warehouses.
- Discontinued Warehouse(s): Supplier discontinues shipping GCC product to any Walmart / SAM's warehouse(s).
- Product Mix / Pack Size / Cases per Pallet Change: Any GCC product changes, pack size or number of shipping cases per pallet changes that will significantly alter the recent past history of average weight per pallet. This includes fluctuations resulting from the above addition or deletion of items as seasons change. Any product change that could affect the way your products by pallet will weight out (or not weight out) a full load.
- PO Revisions: Any po revisions that take place after the initial order or the entry of RFR must have a load form submitted to Walmart traffic at <https://wal-marttransportation.na1.teamsupport.com> The costing that will go across your POs is based on the cube on that specific PO. It is "critical" that you submit any order revisions for pallet / case / cube / weight changes. This must be completed prior to shipping.

For more detail or if you have additional questions, see the GCC onboarding documentation on Retail Link > Academy > Quick Learning Articles > Walmart > Getting Started > Grocery Supplier Onboarding Standards



General Merchandise

February 4, 2022

Case Markings

Shipper Case Markings

General Merchandise

Case marking formats and icons are in addition to all **required** warehouse markings.

NOTE - Do not use private label artwork or icons for Walmart.com shipments.

Case markings for shippers

Case markings are **required** to be printed directly on the corrugated shipper; labels can be used at Suppliers discretion. Labels can be used on break packs polybags.

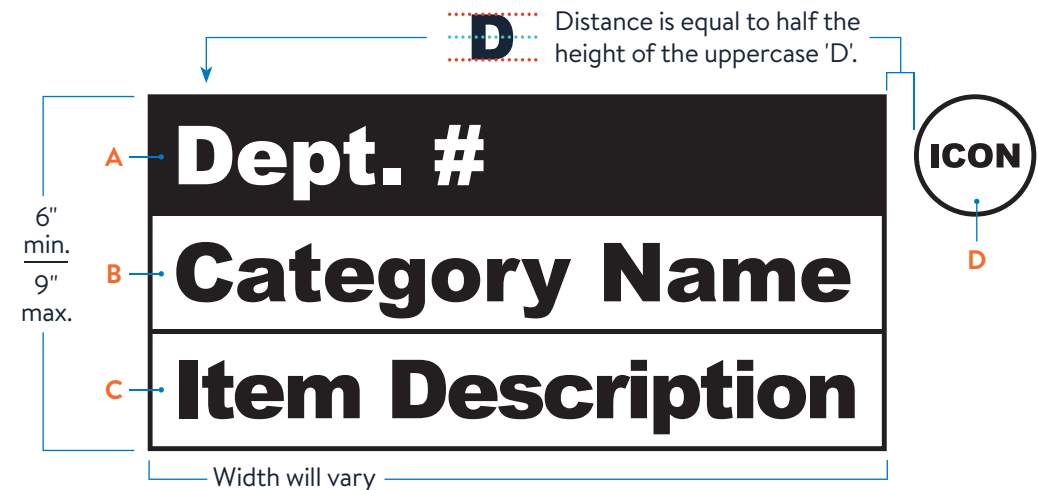
Master shipping case artwork

- A** Top info bar - **Dept. #** (the background color will vary by department).
- B** Middle info bar - **Category Name** (category number is optional).
- C** Bottom info bar - **Item Description**
- D** Department Icon - Will be the same height as the top info bar and positioned to the right, as shown. For example, if the top info bar is 3", the icon will be 3".

- Text should be as large as possible, vertically centered within each info bar.
- Font: **Arial Black** (Title Case)
- Place the artwork in the upper left corner on all sides of the shipper, 1/2" to 1" from top and left edges. The artwork width will vary from long to short sides and from shipper case to shipper case.
- Cases **taller than 12" in height** **require** a 2" min. or 3" max. per info band.
- Cases **7" to 12" in height** **require** a maximum 2" per info band.
- Shippers will be printed as 1 color or 2 colors, specified on the following pages.

DC break packs

- DC break packs must have all **required** warehouse markings and labels. The department icon can be printed on a label on break packs.
- If labels are used for break pack polybags, they must contain the same information **required** on corrugated shippers.
- Shipping labels must include your department number, category name, and item description. The words "Category Name:" and "Item Description:" must not be printed on the corrugated shipper or labels.
- Case markings do not apply to retail/SKU specific polybags within break pack cases. The department icon can be applied to polybags as a label.



NOTE - For shippers shorter than 7" in height, use the horizontal format on all sides.



- 2" info bar (preferred).
- **Dept #** (the background color will vary by department).

Markings Artwork Usage, Examples

Correct Usage

- Each bar will be the same size (width and height).
- The font size should be the same for each line of text.
- The leading between each line should be equidistant from each other.
- The icon should be positioned to the right of the Dept # bar.
Distance equal to half the height of the uppercase 'D' (see previous page).
- The black lines should be a minimum of 6 pt or maximum of 10 pt stroke.



CORRECT

Incorrect Usage



INCORRECT All text bars should be the same height.



INCORRECT Icon is too far away from info box.



INCORRECT Do not horizontally scale box.



INCORRECT The words "Category Name:" and "Item Description:" must not be printed on the corrugated shipper or labels.

General Merchandise

New Modular Labels (excluding D56)

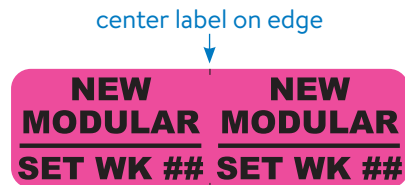
For New Modular Sets Only

When shipping in products for new modular sets, you are **required** to use the “new modular” labels, shown below, on shipping cases and polybags. Replenishment orders and new store deliveries do not use neon, hot pink labels.

Each case **requires** 1 “new modular” label. This label should be applied on the lower corner of the shipping case and centered on the edge of the case, as shown. This label is in addition to the **required** case markings. This label must not interfere with or overlap any other printed case markings or case labels.

Label Sizes

1. **Size:** 5" x 1.5"
(for corrugated shipper cases)
Required: 1
Order #: WMG-NMS-002



2. **Break pack, polybag size:** 3" x 2"
(for polybags)
Required: 1
Order #: WMG-NMS-003



NOTE - Place “new modular” labels on shipper cases or polybags delivered to the stores. **DO NOT** apply “new modular” labels to primary packaging.

- Minimum order quantity: 2,000 labels
- Color: Neon, Hot Pink

The “new modular” labels can be purchased from either Avery Dennison or Sher Packaging.
Avery Dennison: psd.specialized.sales.support@averydennison.com or
Sher Packaging: WM-ModLabel@sherpacaging.com



General Merchandise

D56 New Modular Labels (Lawn & Garden)

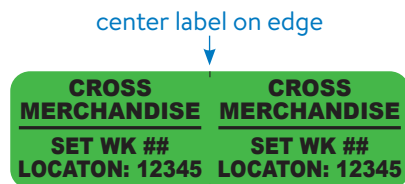
For D56 New modular Sets Only

When shipping in products for new modular sets, you are **required** to use the “D56 new modular” labels, shown below, on shipping cases and polybags. Replenishment orders and new store deliveries do not use neon green labels.

Each case requires 1 “D56 new modular” label. This label should be applied on the lower corner of the shipping case and centered on the edge of the case, as shown. This label is in addition to the required case markings. This label must not interfere with or overlap any other printed case markings or case labels.

Label Sizes

1. **Size:** 5" x 1.5"
(for corrugated shipper cases)
Required: 1
Order #: WMLG-CMS-002



2. **Break pack, polybag size:** 3" x 2"
(for polybags)
Required: 1
Order #: WMLG-CMS-003



NOTE - Place “new modular” labels on shipper cases or polybags delivered to the stores. **DO NOT** apply “new modular” labels to primary packaging.

- Minimum order quantity: 2,000 labels
- Color: Neon Green

The “D56 new modular” labels can be purchased from either Avery Dennison or Sher Packaging.
Avery Dennison: psd.specialized.sales.support@averydennison.com
Sher Packaging: WM-ModLabel@sherpacaging.com



General Merchandise

Apparel Shipments Only

For Apparel Sets Only

The RFID label is in addition to all other case markings and should not interfere with any other printed case markings, case labels, federal and state laws or any other compliance related markings. RFID case labels do not carry RFID inlays. Only the selling unit packaging carries the RFID inlay.

In Scope:

All shipments to Walmart US Stores (including Alaska and Hawaii) National, Proprietary, Licensed and Private Brands. All Season Codes (0-4), All Initial Sets, All Replenishment orders, all vendor pack cases or warehouse pack polybags, Seasonal Programs, Shared Inventory Items (Omni/Store and eCommerce), Spot/Chase buys (if items are RFID tagged, they should be using Walmart specs per RFID playbook; RFID labels should be implemented without jeopardizing ship dates). Departments 23, 24, 25, 26, 29, 31, 32, 33, 34, 41 (core apparel, footwear, jewelry, accessories)

Out of Scope:

- International Markets
- eCommerce Only Items
- Annual Event Only Items
- Any department not listed as "In-Scope" above

Label Requirements

RFID Case size: 5.0" x 3.0"

No RFID Case size: 5.0" x 1.5"

Break Pack, Polybag size: 3" x 2"

Required Per Case or Polybag: 1

Minimum Orders Quantity: 2,000

Color: White Label with 1 Color Print



Label Placement

Case: Wraps around lower, outside edge (as shown)

Polybag (non-retail): Bottom center of bag, if possible

Color Coding by Season:

Season 0 - Dark Pink	
Season 1 - Dark Gray	
Season 2 - Orange	
Season 3 - Blue	
Season 4 - Green	

NOTE - PINK labels are discontinued. Label suppliers will no longer accept any orders for PINK labels.

The Apparel Shipment labels can be purchased from either finotex/Sher Packaging or Avery Dennison.

Sher Packaging: WM-ModLabel@sherpacaging.com

Avery Dennison: psd.specialized.sales.support@averydennison.com

Shipments WITH RFID Tagged Items (5" x 3")	Shipments WITHOUT RFID Tagged Items (Out of Scope Items Only - Requires prior approval from Buyer)
Order #: WMA-RFID-001 (Case / Set Week - MBM Mod) 	Order #: WMA-SWK-005 (Case / Set Week - MBM Mod)
Order #: WMA-RFID-002 (Case / Set Now - Label Mod) 	Order #: WMA-NOW-006 (Case / Set Now - Label Mod)
Order #: WMA-RFID-003 (Case / Replenishment) 	Order #: WMA-RPL-007 (Case / Replenishment)
Order #: WMA-RFID-004 (Polybags Only) 	Order #: WMA-PLYB-008 (Polybags Only)

General Merchandise

Feature Case Markings

Open this PDF with Adobe Illustrator to access the vector artwork and icons.

Home, toys, seasonal, and celebrations (D14, 17, 19, 20, 22, 44, 52, 71, and 74)

End Cap or Action Alley

Dept. # / WK ##
FEATURE
Category Name
Item Description

NON
BASIC

Non-modular based items

- Used for end caps or Action Alley feature items that **ARE NOT active** on a modular.
- Colors: PMS 285 U and Black

Dept. # / WK ##
FEATURE
Category Name
Item Description

Use dept.
icon

Modular based items

- Used for end caps or Action Alley feature items that **ARE active** on a modular.
- Colors: PMS 285 U and Black

Home Pad

Dept. # / WK ##
HOME PAD
Category Name
Item Description

NON
BASIC

Non-modular based items

- Used for Home Pad feature items that **ARE NOT active** on a modular.
- Colors: PMS Yellow 012 U and Black

Dept. # / WK ##
HOME PAD
Category Name
Item Description

Use dept.
icon

Modular based items

- Used for Home Pad feature items that **ARE active** on a modular.
- Colors: PMS Yellow 012 U and Black

For all Apparel (D23-D34)

Apparel

Dept. # / WK ##
APPAREL
Category Name
Item Description

NON
BASIC

Non-modular based items

- Used for end caps or Action Alley feature items that **ARE NOT active** on a modular.
- Colors: PMS 259 U and Black

Dept. # / WK ##
APPAREL
Category Name
Item Description

Use dept.
icon

Modular based items

- Used for end caps or Action Alley feature items that **ARE active** on a modular.
- Colors: PMS 259 U and Black

If you have a PDQ display, attach 4 icon labels to the outside of the stretch wrap. Place 1 label near the top, center on each side of the pallet.

NOTE - You **DO NOT** use the “new modular” labels when one of these case artwork formats is being used on the shipper case.

General Merchandise

Seasonal Department Band Colors

Open this PDF with Adobe Illustrator to access the vector artwork and icons.

Case Markings (Not for Retail Packaging)

Case marking icons are in addition to all **required** warehouse markings.

These are for example only. Check with your Walmart merchant or product development contact for specific category name and item description.



D.14
Summer
Housewares
Black and 115 U



D.14
Holiday
Housewares
Black and 032 U



D.14/18/20/22
Harvest/
Thanksgiving
Black



D.18/Apparel
Halloween
Black and 259 U



D.18/67/Apparel
Valentine's Day
Black and 032 U



D.18/67/Apparel
Easter
Black and 313 U



D.18/19/44
Harvest
(Decor)
Black



D.18/19/44/67
Harvest
(Scarecrows)
Black



D.18/67/Apparel
St. Patrick's Day
Black



D.32
Gifts
Black



D.46
Holiday
Gift Sets
Black



D.52/84
Harvest
(Floral)
Black



D.67
Hanukkah
Black



D.67/Apparel
Mardi Gras
Black



Apparel
Holiday
484 U



Any Dept
Annual Event
675 U

NOTE - BLITZ icon is for non-pdq display items.
(See Annual Event style guide for pdq display icons)

Examples

Check with your merchant or product development for specific category name, item description, and correct seasonal icon.

Dept. 33
Easter
Dresses



Example above is for any Apparel department that has seasonal product. The bar color changes out to the color from each seasonal icon.

Dept. 18 / Cat. # xxxx
Modular Location: x-xxx
Costumes
Item Description



For Halloween costumes ONLY.



General Merchandise

Holiday Time Brand, Band Colors and Icons

Open this PDF with Adobe Illustrator to access the vector artwork and icons.

Case Markings (Not for Retail Packaging)

Holiday Time is a Walmart private brand. The below icons should only be used for Holiday Time branded items.

Case marking icons are in addition to all **required** warehouse markings.

These are for example only. Check with your Walmart merchant or product development contact for specific category name and item description.



D.18
Holiday Time
(Ornaments)
Black



D.18
Holiday Time
(Package)
484 U



D.18/Apparel
Holiday Time
(Front Pad)
Black and 200 U



D.18
Holiday Time
(Indoor Decor)
Black and 7480 U



D.18
Holiday Time
(Lights)
7490 U



D.18
Holiday Time
(Trees)
3435 U



D.18
Holiday Time
(Outdoor Decor)
Black



D.52
Holiday Time
(Floral)
Black

Examples

Check with your merchant or product development for specific category name, item description, and correct seasonal icon.

Dept. 18
Category
Item Desc.



Example above is for any department that has seasonal product. The bar color changes out to the color from each seasonal icon.

General Merchandise

Seasonal Department, Band Colors and Icons

Open this PDF with Adobe Illustrator to access the vector artwork and icons.

Case Markings (Not for Retail Packaging)

Case marking icons are in addition to all **required** warehouse markings.

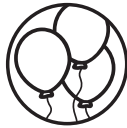
These are for example only. Check with your Walmart merchant or product development contact for specific category name and item description.



D.67
Celebrations



D.67
Celebrations



D.67
Celebrations



D.67
Celebrations



D.67
Celebrations



D.67
Celebrations



D.67
Celebrations



D.67
Celebrations



D.67
Celebrations



D.67
St. Patrick's Day

D.67 Celebrations
PMS 1505 U and Black

Dept. 67
Father's Day
Item Description



D.67 Celebrations
PMS 1505 U and Black

Dept. 67
Graduation
Item Description



D.67 Celebrations
PMS 1505 U and Black

Dept. 67
Balloons
Item Description



D.67 Celebrations
PMS 1505 U and Black

Dept. 67
Mother's Day
Item Description



D.67 Celebrations
PMS 1505 U and Black

Dept. 67
Mardi Gras
Item Description



D.67 Celebrations
PMS 1505 U and Black

Dept. 67
Holiday Baking
Item Description



D.67 Celebrations
PMS 1505 U and Black

Dept. 67
Memorial Day
Item Description



D.67 Celebrations
PMS 1505 U and Black

Dept. 67
Infant
Item Description



D.67 Celebrations
PMS 1505 U and Black

Dept. 67
New Year's Eve
Item Description



D.67 Celebration
PMS 1505 U and Black

Dept. 67
St. Patrick's Day
Item Description



General Merchandise

Department Band Colors and Icons

Open this PDF with Adobe Illustrator to access the vector artwork and icons.

Case Markings (Not for Retail Packaging)

Case marking icons are in addition to all **required** warehouse markings.

These are for example only. Check with your Walmart merchant or product development contact for specific category name and item description.



D.02
HBA



D.02
Toothbrushes



D.02
Travel &
Trial Size



D.03
Card & Party



D.03
Stationery



D.04
Paper Goods



D.05/55/72
Electronics



D.06/85
Cameras &
Supplies




D.07
Toys



D.08
Pets



D.09
Sporting Goods



D.09
Knives



D.10/37
Automotive/TLE



D.12
Hardware



D.12
Do It Yourself



D.13
Household
Cleaners



D.14
Cook & Dine



D.14
Small Appliances

D.02 HBA
PMS 1505 U and Black

Dept. 02
Hair Brushes
Item Description



D.02 Toothbrushes
PMS 1505 U and Black

Dept. 02
Toothbrushes
Item Description



D.02 Travel & Trial Size
PMS 1505 U and Black

Dept. 02
Shampoo
Item Description



D.03 Card & Party
PMS 1788 U and Black

Dept. 03
Card & Party
Item Description



D.03 Stationery
PMS 1788 U and Black

Dept. 03
Stationery
Item Description



D.04 Paper Goods
Black

Dept. 04
Paper Goods
Item Description



D.05/55/72 Electronics
Black

Dept. 05
DVD
Item Description



D.06/85 Cameras & Supplies
Black

Dept. 06
Cameras
Item Description



D.07 Toys
PMS Purple U and Black

Dept. 07
Plush Toys
Item Description



D.08 Pets
Black

Dept. 08
Pet Toys
Item Description



D.09 Sporting Goods
PMS 319 U and Black

Dept. 09
Camping
Item Description



D.09 Knives
PMS 319 U and Black

Dept. 09
Knives
Item Description



D.10/37 Automotive/TLE
Black

Dept. 10
Oil
Item Description



D.12 Hardware
Black

Dept. 12
Tools
Item Description



D.12 Do It Yourself
Black

Dept. 12
Paint Brushes
Item Description



D.13 Household Cleaners
Black

Dept. 13
Cleaners
Item Description



D.14 Cook & Dine
PMS 293 U and Black

Dept. 14
Pots
Item Description



D.14 Small Appliances
PMS 293 U and Black

Dept. 14
Blenders
Item Description



General Merchandise

Department Band Colors and Icons

Open this PDF with Adobe Illustrator to access the vector artwork and icons.

Case Markings (Not for Retail Packaging)

Case marking icons are in addition to all **required** warehouse markings.

These are for example only. Check with your Walmart merchant or product development contact for specific category name and item description.



D.17
Home
Furnishings



D.19
Fabric & Crafts



D.20
Bath & Shower



D.20
Beach



D.22
Bedding



D.23
Mens
Underwear



D.23
Mens Wear



D.23
Mens
Accessories



D.23
Mens Swimwear



D.23
Mens Outerwear



D.23
Mens Socks



Apparel Departments (D23 - D34)

Apparel departments, depending on the category, maybe **required** to have 2 icons. The second icon highlights the merchandising direction. Check with your Walmart Merchant Team contact for questions in merchandising strategy. Icons to the left, are used for either the folded pant, folded shirt, or hanger merchandising strategy. Position merchandising icon below Department icon.

D.17 Home Furnishings
PMS 1788 U and Black

Dept. 17
Category Name
Item Description



D.19 Fabric & Crafts
PMS 264 U and Black

Dept. 19
Category Name
Item Description



D.20 Bath & Shower
PMS Rhodamine Red U and Black

Dept. 20
Category Name
Item Description



D.20 Beach
PMS Rhodamine Red U and Black

Dept. 20
Category Name
Item Description



D.22 Bedding
PMS Rhodamine Red U and Black

Dept. 22
Category Name
Item Description



D.23 Mens Underwear
PMS 287 U and Black

Dept. 23
Underwear
Item Description



D.23 Mens Wear
PMS 287 U and Black

Dept. 23
Category Name
Item Description



Use either
folded pant,
folded shirt,
or hanger
icon

D.23 Mens Accessories
PMS 287 U and Black

Dept. 23
Category Name
Item Description



D.23 Mens Swimwear
PMS 287 U and Black

Dept. 23
Category Name
Item Description



Use either
folded pant,
folded shirt,
or hanger
icon

D.23 Mens Outerwear
PMS 287 U and Black

Dept. 23
Category Name
Item Description



Use either
folded pant,
folded shirt,
or hanger
icon

D.23 Mens Socks
PMS 287 U and Black

Dept. 23
Category Name
Item Description



NOTE - Reference the RFID Playbook for the Apparel Case Label.

[Retail Link > Supplier Academy > Item Setup & Management > Business Specific Resources > RFID](#)

General Merchandise

Department Band Colors and Icons

Open this PDF with Adobe Illustrator to access the vector artwork and icons.

Case Markings (Not for Retail Packaging)

Case marking icons are in addition to all **required** warehouse markings.

These are for example only. Check with your Walmart merchant or product development contact for specific category name and item description.



D.24
Boys
Underwear



D.24
Boys Wear



D.24
Boys Socks



D.24
Boys Swimwear



D.24
Boys Outerwear



D.24
Boys Accessories



D.25
Shoes
Shoe specific icon



D.26
Newborn/Infant/
Toddler



D.26
Infant & Toddler
Swimwear



D.26
Infant & Toddler
Outerwear



D.26
Infant
Onesie/Bodysuit



D.29
Socks/Hosiery



Apparel Departments (D23 - D34)

Apparel departments, depending on the category, maybe **required** to have 2 icons. The second icon highlights the merchandising direction. Check with your Walmart Merchant Team contact for questions in merchandising strategy. Icons to the left, are used for either the folded pant, folded shirt, or hanger merchandising strategy. Position merchandising icon below Department icon.

D.24 Boys Underwear
PMS 285 U and Black

Dept. 24
Underwear
Item Description



D.24 Boys Wear
PMS 285 U and Black

Dept. 24
Category Name
Item Description



D.24 Boys Socks
PMS 285 U and Black

Dept. 24
Category Name
Item Description



D.24 Boys Swimwear
PMS 285 U and Black

Dept. 24
Category Name
Item Description



D.24 Boys Outerwear
PMS 285 U and Black

Dept. 24
Category Name
Item Description



D.24 Boys Accessories
PMS 285 U and Black

Dept. 24
Category Name
Item Description



D.25 Shoes
Black

Dept. 25
Category Name
Item Description



D.26 Newborn/Infant/Toddler
PMS 368 U and Black

Dept. 26
Category Name
Item Description



D.26 Infant & Toddler Swimwear
PMS 368 U and Black

Dept. 26
Category Name
Item Description



D.26 Infant & Toddler Outerwear
PMS 368 U and Black

Dept. 26
Category Name
Item Description



D.26 Infant Onesie/Bodysuit
PMS 368 U and Black

Dept. 26
Category Name
Item Description



D.27/28 Socks/Hosiery
PMS 170 U and Black

Dept. 29
Socks
Item Description



NOTE - Reference the RFID Playbook for the Apparel Case Label.

[Retail Link > Supplier Academy > Item Setup & Management > Business Specific Resources > RFID](#)

General Merchandise

Department Band Colors and Icons

Open this PDF with Adobe Illustrator to access the vector artwork and icons.

Case Markings (Not for Retail Packaging)

Case marking icons are in addition to all **required** warehouse markings.

These are for example only. Check with your Walmart merchant or product development contact for specific category name and item description.



D.29
Intimates



D.29
Foundations



D.29
Maternity



D.31
Handbags



D.31
Backpacks



D.31
Wallet



D.31
Hat



D.31
Umbrella



D.31
Glove



D.31
Kimono



D.32
Jewelry



D.32
Ring



D.33
Girls Wear



Apparel Departments (D23 - D34)

Apparel departments, depending on the category, maybe **required** to have 2 icons. The second icon highlights the merchandising direction. Check with your Walmart Merchant Team contact for questions in merchandising strategy.

Icons to the left, are used for either the folded pant, folded shirt, or hanger merchandising strategy. Position merchandising icon below Department icon.

D.29 Intimates
PMS 170 U and Black

Dept. 29
Underwear
Item Description



D.29 Sleepwear/Scrubs
PMS 170 U and Black

Dept. 29
Category Name
Item Description



D.30 Foundations
PMS 170 U and Black

Dept. 29
Bras
Item Description



D.30 Maternity
PMS 170 U and Black

Dept. 29
Maternity
Item Description



D.31 Handbag
PMS 170 U and Black

Dept. 31
Category Name
Item Description



D.31 Backpacks
PMS 170 U and Black

Dept. 31
Category Name
Item Description



D.31 Wallet
PMS 170 U and Black

Dept. 31
Category Name
Item Description



D.31 Hat
PMS 170 U and Black

Dept. 31
Category Name
Item Description



D.31 Umbrella
PMS 170 U and Black

Dept. 31
Category Name
Item Description



D.31 Glove
PMS 170 U and Black

Dept. 31
Category Name
Item Description



D.32 Kimono
PMS 170 U and Black

Dept. 31
Category Name
Item Description



D.32 Jewelry
PMS 170 U and Black

Dept. 32
Category Name
Item Description



D.32 Ring
PMS 170 U and Black

Dept. 32
Category Name
Item Description



D.33 Girls Wear
PMS Pink U and Black

Dept. 33
Category Name
Item Description



NOTE - Reference the RFID Playbook for the Apparel Case Label.

[Retail Link > Supplier Academy > Item Setup & Management > Business Specific Resources > RFID](#)

General Merchandise

Department Band Colors and Icons

Open this PDF with Adobe Illustrator to access the vector artwork and icons.

Case Markings (Not for Retail Packaging)

Case marking icons are in addition to all **required** warehouse markings.

These are for example only. Check with your Walmart merchant or product development contact for specific category name and item description.



D.33
Girls
Foundations



D.33
Girls
Underwear



D.33
Girls Socks



D.33
Girls
Swimwear



D.33
Girls
Accessories



D.33
Girls
Outerwear



D.34
Ladies Wear



D.34
Junior Wear



D.34
Plus Sizes



D.34
Outerwear



D.34
Swimwear



D.38/40
Pharmacy



Apparel Departments (D23 - D34)

Apparel departments, depending on the category, maybe **required** to have 2 icons. The second icon highlights the merchandising direction. Check with your Walmart Merchant Team contact for questions in merchandising strategy. Icons to the left, are used for either the folded pant, folded shirt, or hanger merchandising strategy. Position merchandising icon below Department icon.

D.33 Girls Foundations
PMS Pink U and Black

Dept. 33
Category Name
Item Description



D.33 Girls Underwear
PMS Pink U and Black

Dept. 33
Category Name
Item Description



D.33 Girls Socks
PMS Pink U and Black

Dept. 33
Category Name
Item Description



D.33 Girls Swimwear
PMS Pink U and Black

Dept. 33
Category Name
Item Description



Use either folded pant, folded shirt, or hanger icon

D.33 Girls Outerwear
PMS Pink U and Black

Dept. 33
Category Name
Item Description



Use either folded pant, folded shirt, or hanger icon

D.33 Girls Accessories
PMS Pink U and Black

Dept. 33
Category Name
Item Description



D.34 Ladies Wear
PMS 2593 U and Black

Dept. 34
Category Name
Item Description



Use either folded pant, folded shirt, or hanger icon

D.34 Juniors Wear
PMS 2593 U and Black

Dept. 34
Category Name
Item Description



Use either folded pant, folded shirt, or hanger icon

D.35 Plus Sizes
PMS 2593 U and Black

Dept. 34
Category Name
Item Description



Use either folded pant, folded shirt, or hanger icon

D.36 Outerwear
PMS 2593 U and Black

Dept. 34
Outerwear
Item Description



Use either folded pant, folded shirt, or hanger icon

D.36 Swimwear
PMS 2593 U and Black

Dept. 34
Swimwear
Item Description



D.38/40 Pharmacy
Black

Dept. 38
Category Name
Item Description



NOTE - Effective for S3 2021 Shipments: Jewelry D32 will be updated to D31, Plus D35 and Ladies Outerwear D36 will be updated to D34, Socks D27, Hosiery D28, and Foundations D30 will be updated to D29

NOTE - Reference the RFID Playbook for the Apparel Case Label.

[Retail Link > Supplier Academy > Item Setup & Management > Business Specific Resources > RFID](#)

General Merchandise

Department Band Colors and Icons

Open this PDF with Adobe Illustrator to access the vector artwork and icons.

Case Markings (Not for Retail Packaging)

Case marking icons are in addition to all **required** warehouse markings.

These are for example only. Check with your Walmart merchant or product development contact for specific category name and item description.



D.41
Team Sports



D.44
Baking



D.44
Life Transition



D.44
Memories



D.46/59
Cosmetics/
Fragrance



D.49/50
Optical



D.52/84
Floral



D.56
Lawn & Garden



D.58/87
Connection
Center



D.71
Furniture



D.74
Luggage



D.74
Home
Management



D.82
Impulse Buy



D.79
Infant
Consumables

D.41 Team Sports
Black

Dept. 41
Category Name
Item Description



D.44 Baking
PMS 264 U and Black

Dept. 44
Category Name
Item Description



D.44 Life Transitions
PMS 264 U and Black

Dept. 44
Category Name
Item Description



D.44 Memories
PMS 264 U and Black

Dept. 44
Category Name
Item Description



D.46/59 Cosmetics/Fragrance
Black

Dept. 46
Category Name
Item Description



D.49/50 Optical
Black

Dept. 49
Category Name
Item Description



D.52/84 Floral
Black

Dept. 52
Category Name
Item Description



D.56 Lawn & Garden
PMS 355 U and Black

Dept. 56
Category Name
Item Description



D.58/87 Connection Center
Black

Dept. 58
Category Name
Item Description



D.71 Furniture
PMS 362 U and Black

Dept. 71
Category Name
Item Description



D.74 Luggage
PMS 362 U and Black

Dept. 74
Category Name
Item Description



D.74 Home Management
PMS 362 U and Black

Dept. 74
Category Name
Item Description



D.82 Impulse Buy
Black

Dept. 82
Category Name
Item Description



D.79 Infant Consumables
Black

Dept. 79
Category Name
Item Description

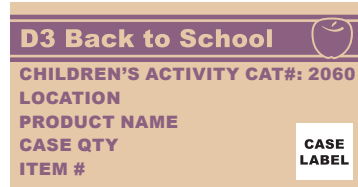


General Merchandise

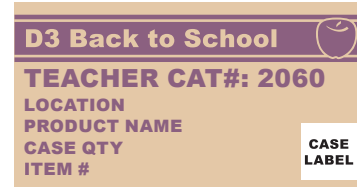
Back to School, Format and Icon

Open this PDF with Adobe Illustrator
to access the vector artwork and icons.

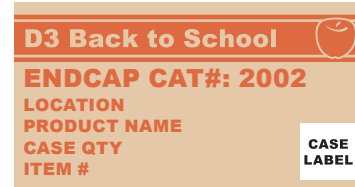
PMS 2592 U



PMS 2592 U



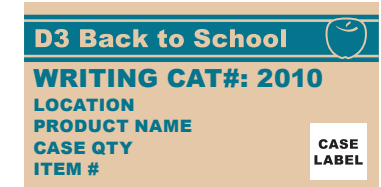
PMS 165 U



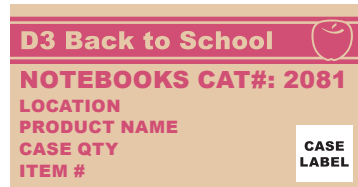
PMS 165 U



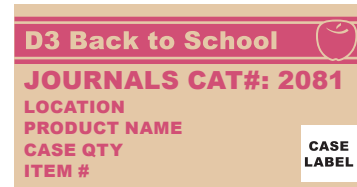
PMS PROCESS BLUE U



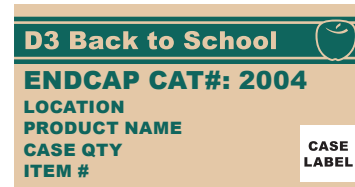
PMS RHODAMINE RED U



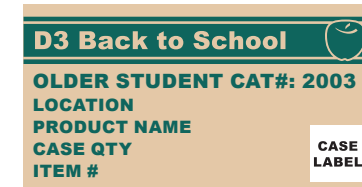
PMS RHODAMINE RED U



PMS 322 U



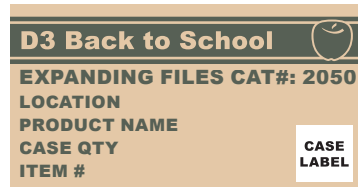
PMS 322 U



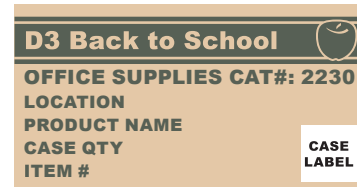
PMS 381 U



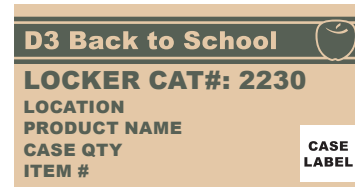
PMS 5477 U



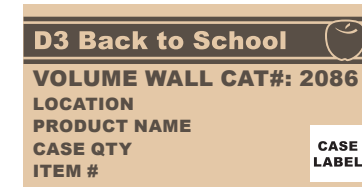
PMS 5477 U



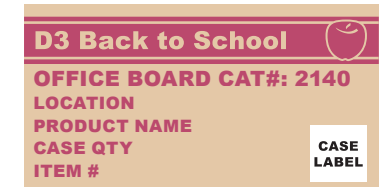
PMS 5477 U



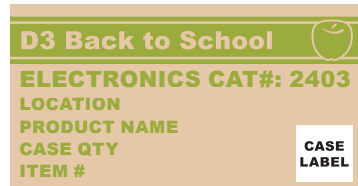
PMS 412 U



PMS 233 U



PMS 375 U



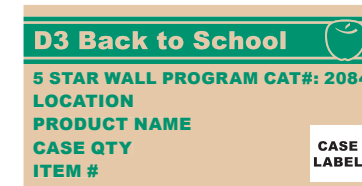
PMS 201 U



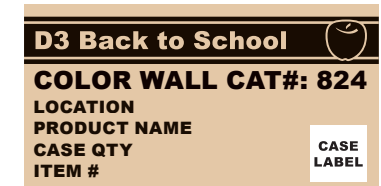
PMS 3965 U



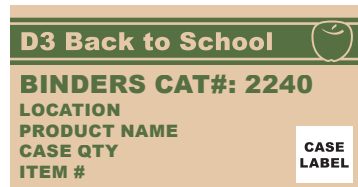
PMS GREEN U



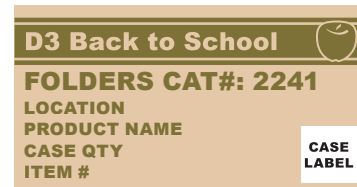
BLACK



PMS 363 U



PMS 384 U



Food

Department Band Colors and Icons

Open this PDF with Adobe Illustrator to access the vector artwork and icons.

Case Markings (Not for Retail Packaging)

Case marking icons are in addition to all **required** warehouse markings.

These are for example only. Check with your Walmart merchant or product development contact for specific category name and item description.



D.01
Candy
(everyday)

D.01 Candy
PMS Yellow U and Black

Dept. 01

Hard Candy

Item Description



Food

Deli Case Formatting - Color Band







General Guidelines

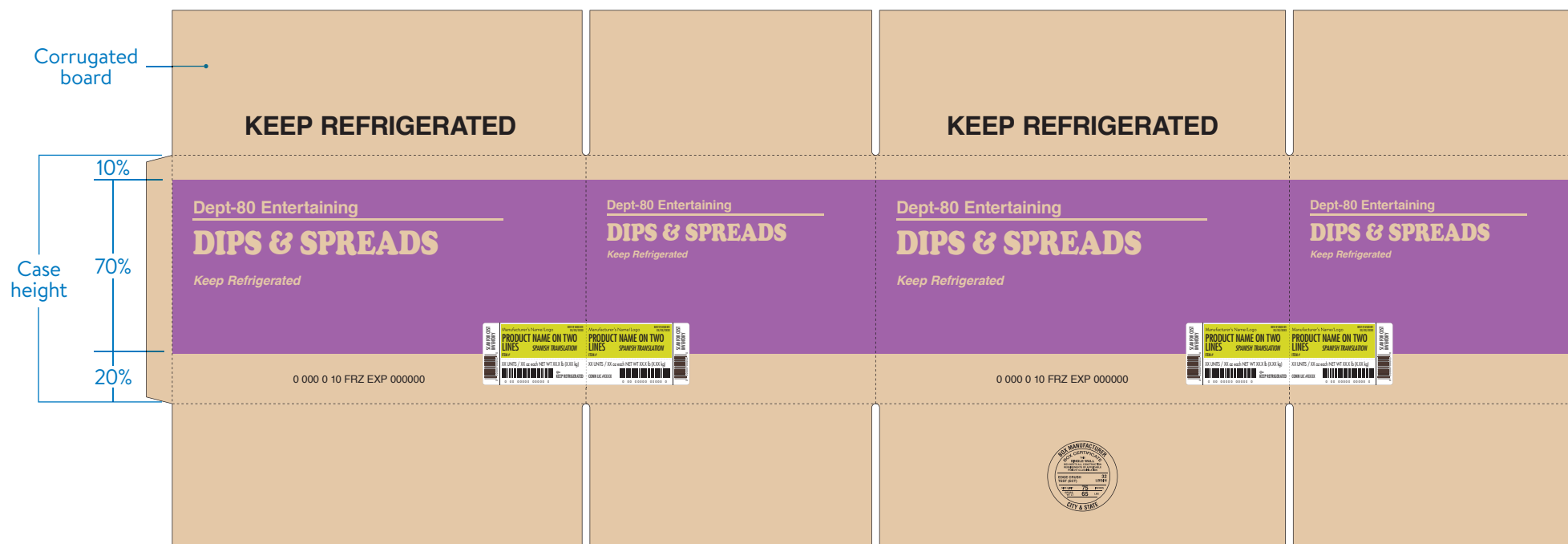
These guidelines were developed to standardize deli shipping case markings in order to enhance organization, storage, and inventory in the deli area.

Color Band

- The color band will be on all 4 sides of the case, as shown.
- The height of the band will be 70% of the case height.
- Position the color band with 10% of the case height on top and 20% on the bottom.
- The Glass Packaging Institute (GPI, formerly GCMI) is the standard color guide to use. Pantone equivalents are provided.
- “**Keep Refrigerate**” only for non-ambient items.

Deli Color-coded Zones

-  **Cold case** (PMS 1375 U)
-  **Hot case** (PMS 187 U)
-  **Grab-N-Go snacks** (PMS 312 U)
-  **Entertaining** (PMS 253 U)
-  **Meal solutions** (PMS 1817 U)
-  **Deli kits** (PMS 3282 U)



Food

Cake Case/Freezer Door Formatting - Color Band

Guidelines (Applies to Cake Case/Freezer Door Only)

These guidelines were developed to standardize Cake case/Freezer Door shipping case markings in order to enhance organization, storage, and inventory in the bakery freezer.

Color Band

- The color band will be on all 4 sides of the case, as shown.
- The height of the band will be 70% of the case height.
- Position the color band with 10% of the case height on top and 20% on the bottom.
- The Glass Packaging Institute (GPI, formerly GCMI) is the standard color guide to use. Pantone equivalents are provided.
- **"Keep Frozen"** only for non-ambient items.

Color



Cake case/freezer door (PMS 239 U)

- **"FRAGILE"** must be included on all bakery shipping cases.
 - Place in the upper right section 12" from top and right edge of color-coded band (as shown).
 - The minimum preferred size is **6" x 1.5"** proportionately.

FRAGILE

- Place **"UP ARROWS"** 12" below FRAGILE and make them as large as possible (as shown).



Food

Bakery/Deli Case Formatting - Hierarchy

Artwork Lock-up

The lock-up will be located in the upper left corner, approximately 1/2" to 1" from the top and left edge of each panel. All artwork within the color band will be reversed out.

- A. Zone** - For deli only, the zone will begin with "Dept-80"
- Font: Helvetica Bold
- B. Line** - Will be approximately 75% of the width of each panel. The line separates the zone from the category.
- Stroke: 6 pt min. / 10 pt max.
- C. Category** - position approximately 2x the space below the line than the space between the zone and the line. There are multiple categories within each zone.
- Font: Cooper Black (80% horizontal scale)
- Font Size: Approximately 2x the point size as the zone
- D. FOR DELI ONLY** - "Keep Refrigerated" or "Keep Frozen" statement will be below the category and printed in black on the top of the case.
- Font: Helvetica Bold or Italic
- Font Size: 75% of the zone point size
- Top: Prints in black, size is at Suppliers discretion
- E. Expiration Date Stamp and Best if Used By Stamp** - Centered on one of the long sides. You may print UPCs, taglines, or other necessary information in the lower left corner of any other panel.



Categories Ask your Walmart merchant if unsure which zone or category your product belongs in.

Deli

Cold Case	Hot Case	Grab-N-Go Snacks	Entertaining	Meal Solutions	Deli Kits
Bulk Meats	Hot Case Meats	Grab-N-Go	Dips & Spreads	Pasta/Sauce	Sandwich Kit (1 of 3, 2 of 3, 3 of 3)
Bulk Cheeses	Hot Case Meats	Pre-Made Sandwiches	Gourmet Cheese	Chilled Meals and Sides	Lettuce Salads
Bulk Salads	Hot Case Sides	Pre-Made Burritos	Gourmet Meats	Pizza	Cheese Party Tray/Sub
Prepared Meals	Snack Foods	Bottled Drinks	Pre-Made Party Tray	Soups	Meat Party Tray/Sub
Pre-Sliced Meat	Hot Case Seafood	Sushi		Wet Salads	Deli Wraps Kit
Pre-Sliced Cheese					Pinwheel Kits

Bakery

Bread	Breakfast	Cake Case / Freezer Door	Sweet Goods	Cake Ingredients
Hearth Breads	Pastries	Pre-Decorated Cakes	Pies	Un-iced Cake Layers
Sandwich	Muffins	Cheesecakes	Cakes	Cupcakes
Rolls	Donuts	Ice Cream Cakes	Cookies	Whipped Icing
			Brownies	

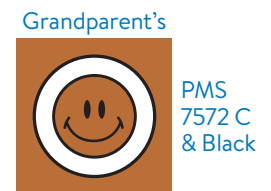



Food

Bakery / Deli Holiday Icon Labels

Bakery/Deli Holiday Icon Labels (Not for Retail Packaging)

Icon label are in addition to all **required** warehouse marking requirements. These are for example only.

Apply 2 labels to lower left of opposing edges, as shown below, so that the icon is visible on the long and short sides of the case. The lower right side of the case is reserved for the shipping label.



Open this PDF with Adobe Illustrator to access the vector artwork and icons.

Food

Frozen Seafood Case Formatting - Hierarchy

Artwork Lock-up

- There are 4 zones in the frozen seafood section:

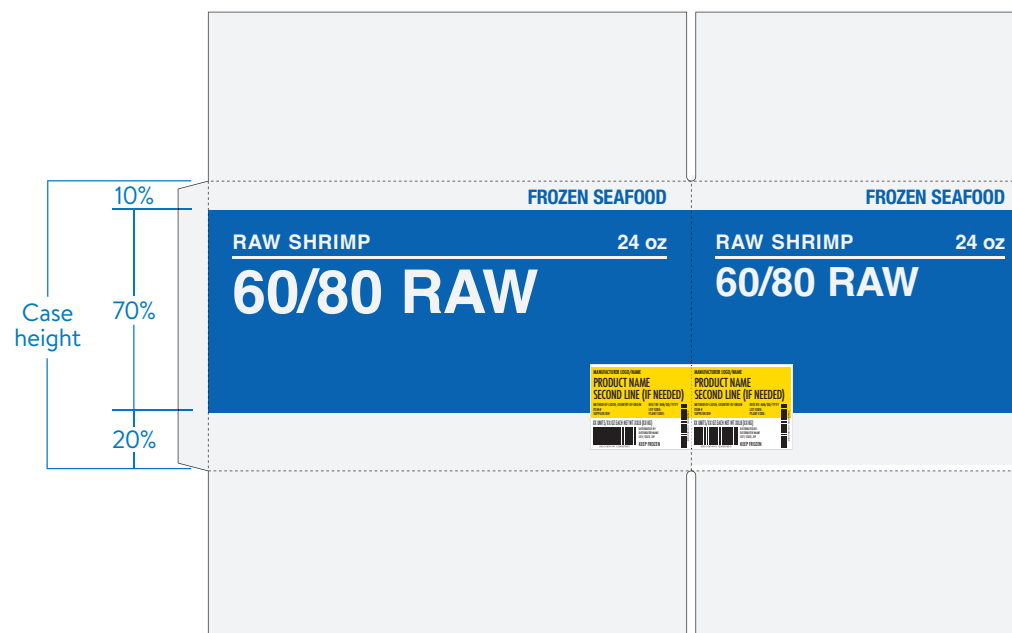
Raw Shrimp

Cooked Shrimp

Frozen Fish

Assorted Seafood

- Each case will have a color coded band that represents its zone. These bands will be printed on all 4 sides of the case. The height of the band should be approximately 70% the height of the case.
- GCMI is the standard color guide that is used when calling out colors on your artwork. The Pantone equivalents are provided.
- The Color Coded Band is positioned so that the remaining space is divided with 10% on top and 20% on the bottom.
- A single rule should be the length equal to 75% the length of each side of the case. The rule separates the zone from the various categories within each zone.
- There are multiple categories within each zone. This category name should be listed below the rule (see example).
- The lock-up will be located in the upper left corner. The left margin should be approximately 2 times the distance between the zone name and the top of the color coded band.
- The top right copy indicates the unit size. Type will be the same font and size as the zone.



Color band wraps around all 4 sides of case

Categories

Ask your Walmart merchant if unsure which zone or category your product belongs in.

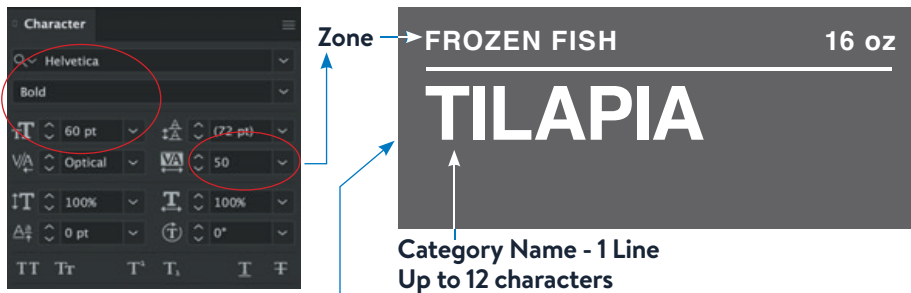
- Raw Shrimp** (GCMI 3229 / PMS 286 U)
- Cooked Shrimp** (GCMI 74 / PMS 186 U)
- Frozen Fish** (GCMI 25 / PMS 348 U)
- Assorted Seafood** (GCMI 49 / PMS 253 U)

Food

Frozen Seafood Case Formatting - Hierarchy

Typography

- All Zone names, rules, unit sizes, and category names, should reverse out of the single-color band. At your discretion, you may print a 2nd color for UPCs, taglines, or any other necessary information in the lower left corner of each or any panel.
- The Zone heading and unit size are Helvetica Bold with extra letter spacing for legibility from a distance.
- The Category name under the zone and rule should be Helvetica Bold:
 - 1) One line for 12 characters or less
 - 2) Two lines for 12 or more characters
- The Category name under the zone and rule should be approximately 2 times the height of the zone name.
- The Category name should also have approximately 2-1/2 times the space below the rule than the space between the zone name and the rule.



Labels

- All labels for frozen seafood will have a white background, with the exception of thaw and sell items. Thaw and sell items are **required** to be printed with PMS 102 yellow on the top 2.5" of the label.
- Single label or wraparound labels are acceptable. See the Meat/Poultry/Seafood Label section of this guide for additional label requirements.



Walmart

Secondary Packaging

Appendices

February 4, 2022

Supply Chain

Appendix A: FedEx Labeling and PO Compliance

PO Compliance and Address Standards (for small package FedEx shipments)

In an effort to improve shipment visibility, Walmart started an initiative for Suppliers to transmit accurate PO and store address information to FedEx.

- Upload PO values electronically to FedEx using the standard PO field.
- Use a standard address format for each store using the store file found on Walmart Retail Link.
- Upload shipment data to FedEx at the end of each shipping day for compliance.

Common Address Format

To reduce shipment errors that can result in additional charges and charge-backs, use this format:

- Enter the store name in the Company Name or Company Name equivalent field.
- Make sure you use the correct store name, followed by the appropriate store #

Walmart # XXX

Supercenter # XXXX

Sam's Club # XXX

Sam's Club DC # XXX

Walmart DC # XXX

Walmart Neighborhood Market # XXX

- The store address goes in address line 1 or the address line 1 equivalent field.

Company Name – Walmart # XXX

Address 1 – 2110 West Walnut

City – Rogers, State – Arkansas, Zip – 72756

- For an updated standard store file visit Walmart Retail Link. If you use FedEx automation, FedEx can provide you with instructions and the formatted file to import the Walmart stores into your system.

PO Field

- All FedEx small package shipments must display the 10-digit Walmart PO #. Exception: Fixture shipment POs are 6 digits in length.
- PO data must be uploaded to FedEx electronically. If you want to ensure that PO information is uploading correctly to FedEx, you may go to www.fedex.com and follow these steps:

- 1 Track a shipment that you have shipped to a Walmart location.
- 2 On the results screen you should see Purchase Order Number. Your PO information should be displayed on this screen.
- 3 If it is not displayed, your PO information is not uploading correctly.

Uploading Information to FedEx

FedEx provides several different automation platforms that will facilitate sending the Walmart PO on each shipment.

FedEx Automation – All FedEx automation comes with a standard PO field. This field is mapped to upload to FedEx when the day has been closed out. It is crucial for you to end your shipping day and ensure the transmission to FedEx was successful in order to transmit the PO to Walmart.

FedEx.com – The FedEx.com standard PO field is located on the second screen. You can reach the second screen by selecting the **Go to options** button.

FedEx Ship Manager at FedEx.com

Walmart PO #s must be entered correctly on FedEx label.

Under section 4 Billing Details, expand **more reference fields** to enter the Walmart PO#, PO type, and Walmart department number.

To ensure the PO gets electronically transmitted to FedEx, be sure to perform the End of Day Close.

Non-FedEx Automated EPDI/EDI

The PO # must be 10 digits (store fixture POs are 6 digits). PO must be in the Detail Record. PO # examples would be 1234567890 or 123456.

X12 215 – Use L1101 (PO #) and L1102 (PO Qualifier) in the 240 Loop.

Proprietary Flat File – You may choose either D132-133 (PO Qualifier) with D134-163 (10-digit number) or D164-165 (PO Qualifier) with D166-195 (10-digit number). If you are not currently using either of these positions in the D record, then you will want to use D132-133 and D134-163. If you're using a third party system (e.g., Pitney Bowes, Kewill) or transmitting EDI without FedEx hardware, contact your third party provider for more information on transmitting electronically to FedEx.

EPDI Support Team - 1-800-546-5222 or email epdi@fedex.com

EDI Support Team - 1-800-546-5222 or email edihelp@fedex.com

Appendix A: FedEx FAQ

Q. If I already have a FedEx account number, do I need to set up a new account specifically for shipping to Walmart?

A. No. You can use an account in good standing to ship FedEx to Walmart.

Q. How do I ensure my packages make it to the stores damage free?

A. Make sure you have approved ISTA packaging (www.ista.org). **FedEx provides package testing at no cost to you.** Work with your local FedEx account executive to have your packaging tested. Ensure your shipping labels are PO compliant by using a FedEx automated system to process your packages. Do not place labels on seams or underneath plastic tape, or obscure the label in any way.

For proper packaging instructions visit:
<https://images.fedex.com/downloads/shared/packagingtips/howtopack.pdf00>

Q. Where do I go to get information on PREPAID shipments with FedEx?

A. Call Customer Account Services at **1-800-622-1147** to find out how to ship prepaid packages FedEx Ground or FedEx Express. Also, consult www.fedex.com for detailed information on the many FedEx service options.

Q. Why is it important to close out my shipping system?

A. Closing out your shipping system DAILY ensures that the specific package information, including pickup date and UCC Case ID #, is transmitted to FedEx and Walmart in a timely manner. This will also help Suppliers avoid Walmart charge-backs.

Q. Where do I go for the most up-to-date Walmart store list or new locations?

A. For an up-to-date Walmart store list, consult the Walmart vendor site on Walmart Retail Link. You may download the addresses to your automation device. For assistance, contact the Customer Automation Help Desk at **1-800-Go-FedEx (1-800-463-3339)**. Select the correct automation device, and ask for assistance in importing an address list. Be sure to inform them you are a vendor for Walmart.

Q. Who do I contact to ask questions about a FedEx automation device that I already have on the premises?

A. Review the Walmart vendor instructions for shipping collect. For technical support, call **1-877-339-2774** during the following hours: Monday–Friday, 7:00 a.m.–10:00 p.m. CST and Saturday, 7:00 a.m.–7:00 p.m. CST. Be sure to inform them you are a vendor for Walmart.

Q. Who do I contact if I have problems with my FedEx automation device?

A. Call the FedEx hotline that corresponds with your automation device, or contact your local FedEx account executive. For questions regarding Ship Manager at www.fedex.com or QuickShip Software, call **1-877-339-2774**. Be sure to inform them you are a vendor for Walmart.

Q. Who do I contact for Walmart Retail Link questions or set up?

A. Call the Walmart Retail Link Help Desk: **479-273-8888**.

Q: Where do I go to ship FedEx Small Parcel billing to 3rd Party for Walmart.com drop ship items?

A: Click Here: [FedEx Quick Guide to Bill 3rd Party](#). Non-Compliance to this policy may result in chargebacks to the vendor.



Appendix C: ISTA Testing

Overview of Walmart Package Testing Requirements

The purpose of transit testing high damage risk products is to ensure packaging quality is sufficient to withstand the rigors of delivery to the customer. Passing transit tests will reduce damage returns and improve the customer experience.

All new and existing domestic and direct import items that should be transit tested before being shipped to Walmart / Walmart's customer.

Transit test reports are valid indefinitely if no change occurs to the packaging and return rates are below the department average.

Testing Process

Suppliers will be responsible for transit testing their items if they fall within the **required** categories shown below. The Supplier will submit a production sample of the item to any ISTA certified lab for testing. Any changes to packaging or product after this will **require** a re-test.

Like items identical product and package with different colors and/or finishes **requires** transit testing. The remaining colors and/or finishes are waived.

Use the chart below to determine which testing criteria applies to your product. See the following page for Walmart.com test requirements by department.

Completed Transit Tests

Once the transit test results are complete, the Supplier or global sourcing partner must submit a copy to:

- 1) Store Only Item submit testing to the Walmart Inbound Quality Senior Manager at: logpkg@wal-mart.com
- 2) Walmart.com Only Items submit testing to Returns Management ([ReturnsM23@walmart.com](mailto>ReturnsM23@walmart.com)).
- 3) Omni Channel items submit testing to Returns Management ([ReturnsM23@walmart.com](mailto>ReturnsM23@walmart.com)).

Walmart may request a re-test for items with rates above department average.

Network/Channel	Item Classification	Test Method(s)	Required	Recommended
Walmart (Store)	Multi-packs of glass or ceramic bottles and jars	Modified ISTA 3A Test Protocol ¹	X	
	All Other Items	ISTA 3A Test Protocol		X
	All Other Items	ISTA 3A Test Protocol		X
Walmart.com	Private Brands (see list of excluded items below)	ISTA-6-FedEx-A ³ and ISTA 3B (if shipped palletized)	X	
	Hard Goods		X	
	Any Glass/Fragile Items (Non-consumable)		X	
	Foam Mattresses (all sizes)		X	
Omni-Channel	All Items	Follow Walmart.com Protocol	X	
	Large Screen TVs	Walmart Specific Test Protocol ¹	X	

NOTE - Any exceptions to **required** testing must be approved by the Inbound Quality Senior Manager at: logpkg@wal-mart.com

Large Screen TVs are required to pass a Walmart Specific TV test protocol.

TVs are required to be in compliance with Walmart Test Protocols by 02-01-2022

¹ Suppliers may obtain a copy of the **required** test protocols on [Retail Link > Academy > Ordering & Replenishment > Shipping, Routing, Packaging, Labeling > Transit Testing](#)

² Test Method for Omni-Channel Items will update in January 2022, with compliance **required** by August 2022

³ Items Sourced from Suppliers outside of the USA are **required** to use the International Version of this test protocol.

Appendix C: ISTA Testing

Walmart.com - Departments Requiring Testing

Criteria:

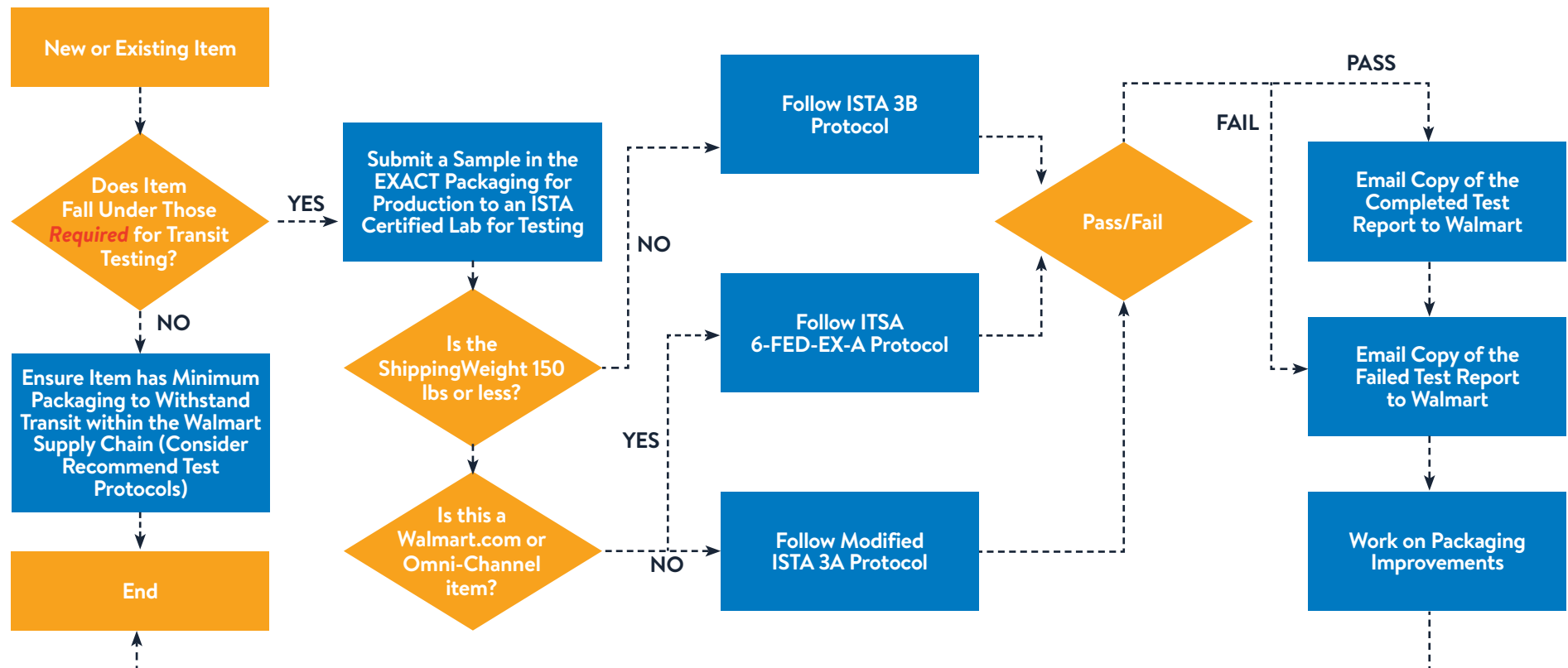
- The Item must meet both of the following requirements:
- **Requirement 1: Ship-As-Is (Items should have a “Do Not Open” label and a readable UPC on at least 1 side)**
- Any single side of case is greater than 25" in length - OR -
- The second largest side of case is greater than 20" in length - OR -
- The smallest side of case is greater than 14" in length - OR -
- The case weighs more than 30 pounds - OR -
- Volume is greater than 3.25 cubic feet - OR -
- Any item defined as “collectible”

NOTE - This is not an exclusive department list. If you have an item that is not listed and would either be prone to breakage or is larger and likely to ship on its own, it is also highly recommended to have those items transit tested.

Requirement 2: Is part of the following departments

- 03 Stationary
- 07 Toys
- 08 Pets and Supplies
- 09 Sporting Goods
- 11 Hardware
- 12 Paint and Accessories
- 14 Cook and Dine
- 16 Lawn and Garden
- 17 Home Décor
- 18 Seasonal
- 19 Piece Goods and Crafts
- 71 Furniture
- 72 Electronics
- 74 Home Management
- 79 Baby Consumables Hardlines

Walmart Transit Testing - Flow Chart



Appendix C: ISTA Testing

Source: https://ista.org/test_procedures.php#3Series

ISTA 3 Series tests are advanced tests that are designed to challenge the capability of a package and product to withstand transport hazards throughout the supply chain. They are conducted on packaged products where the package and product are considered one unit. These tests are based on the generalized simulation of actual transport hazards and may include random vibrations, shocks, drop tests, and other stresses normally encountered during handling and transportation.

These tests can also be used to evaluate load stability.

Qualifiers

- ISTA 3 Series tests do not necessarily comply with carrier packaging regulations.
- Test levels are based on general data and may not represent any specific distribution system.
- Some conditions of transit, such as moisture, pressure, or unusual handling may not be covered.

When properly executed, the implementation of ISTA testing procedures may provide the following benefits:

- Reduction in damage and product loss.
- Reduction in shipping delays due to damaged freight issues.
- Reduction in claims and claim processing time for damaged freight.
- Improved customer satisfaction which impacts the bottom line.

Overview of Procedure 3A

Packaged Products for Parcel Delivery System Shipments 150 lb. (70 kg) or Less

Test Procedure 3A is a general simulation test for individual packaged products shipped through a parcel delivery system. The test is appropriate for four different packages commonly distributed as individual packages, either by air or ground. These include standard, small, flat and elongated packages.

Procedure 3A includes an optional test combining random vibration under low pressure which simulates high altitude. This test is designed to test the container's ability to hold a seal or closure and its ability to retain contents without leaking.

Definitions

Standard packaged products. Any packaged product that does not meet any of the definitions below for a small, flat, or elongated packaged product. Standard packaged product may include packages such as traditional fiberboard cases, as well as plastic, wooden, or cylindrical containers.

Small packaged products. Any packaged product which meets the following:

- Volume is less than 800 in³ (13,000 cm³), and
- Longest dimension is 14" (350 mm) or less and
- Weight is 10 lb. (4.5 kg) or less

Flat packaged products. Any packaged product which meets the following:

- Shortest dimension is 8" (200 mm) or less and
- Next longest dimension is 4 or more times larger than the shortest dimension and
- Volume is 800 in³ (13,000 cm³) or greater

Elongated packaged products. Any packaged product which meets the following

- Longest dimension is 36" (900 mm) or greater and
- The other two dimensions of the package are each 20% or less of the longest dimension

NOTE - If a packaged product is both flat and elongated, the package should be tested as elongated.

Appendix C: ISTA Testing

Overview of Procedure 3B

Packaged Products for Less-Than-Truckload (LTL) Shipments

Procedure 3B is a general simulation test for packaged products shipped through a motor carrier (truck) delivery system, where different types of packaged products, often from different shippers and intended for different ultimate destinations, are mixed in the same load. This type of shipment is called LTL.

Procedure 3B is appropriate for four types of packages commonly included in LTL shipments:

- Standard 200 lb. (91 kg) or less, including elongated and flat packages
- Standard over 200 lb. (91 kg), including elongated and flat packages
- Cylindrical, including elongated cylinders
- Palletized or skidded – Individual container, bulk container, or unitized load on or incorporating a base or platform which allows the entry of lift truck forks

Testing requirements may include atmospheric conditioning, tip over, shock and impact, random vibration with top load, concentrated impacts, and fork lift handling.

Overview of Procedure 3E

Procedure 3E is a general simulation test for unitized loads of similar retail or institutional packaged products shipped from a manufacturing location to a distribution center. The unitized loads of packaged products are shipped through a motor carrier (truck) delivery system, where an entire trailer-load is filled with unitized packaged products, often of similar retail packaged products, intended for one destination. This type of shipment is called Full Truckload (FTL).

A unitized load is defined as one or more products or packaged products usually on a skid or pallet, but always secured together or restrained for distribution as a single load. Examples would be a stretch wrapped pallet load of individual containers, a single non-packaged machine banded to a pallet, or a pallet with a corrugated tray, tube, and a cap.

- It can be used to evaluate the protective performance of packaged products related to vibrations, shocks, and other stresses normally encountered during handling and transportation.
- It can be used to evaluate load stability.
- The test levels are based on general data and may not represent any specific distribution system.
- The package and product are considered together and not separately.
- Some conditions of transit, such as moisture, pressure or unusual handling, may not be covered.

Other ISTA Procedures may be appropriate for different conditions or to meet different objectives.

Overview of Procedure 3F

Test Procedure 3F is a general simulation test for packaged products that are shipped as an individual package from a distribution center to a retail outlet in a mixed pallet configuration.

- It can be used to evaluate the protective performance of packaged products related to vibrations, shocks and other stresses normally encountered during handling and transportation.
- The test levels are based on general data and may not represent any specific retail distribution system.
- The package and product are considered together and not separately.
- Some conditions of transit, such as moisture, pressure or unusual handling, may not be covered.

Other ISTA Procedures may be appropriate for different conditions or to meet different objectives.

NOTE - Refer to: [ista.org/](https://www.ista.org/) for more information.

Appendix C: ISTA Testing

Source: https://ista.org/test_procedures.php#6Series

ISTA 6 Series test protocols created by ISTA members to meet their particular purposes and applications. The tests may be completely original, or may be modifications or variations of ISTA Procedures or Projects or other published and accepted tests. ISTA reviews and approves these tests, but primary responsibility rests with the originating members.

Qualifiers

- ISTA 6 Series tests do not necessarily comply with carrier packaging regulations.
- Test levels are based on data specific to the member organization who defined the test protocols and may not represent Walmart specific distribution system.
- Some conditions of transit, such as moisture, pressure, or unusual handling may not be covered.

Overview of Procedure 6-SAMSClub (Unitized Products for Shipment to Sams Club)

ISTA® 6-SAMSClub was developed by ISTA in cooperation with Sam's Club, and is designed as a General Simulation protocol. 6-SAMSClub is a general simulation test for packaged-products shipped through the Sam's Club® distribution system to final destinations in the U.S. It was developed from an extensive survey, observation, and field measurement program of the actual Sam's Club system. The program involved personal visits to various Distribution Centers, overseas suppliers and ports, and U.S. Club stores. Ocean containers, trucks, and fork lifts were instrumented for acceleration and other data. Industry experts translated this information, observation, and data into the 6-SAMSClub Project laboratory tests.

Overview of Procedure 6-FEDEX-A (Packaged Products for Parcel Delivery System Shipments 150 lb. (70 kg) or Less)

FedEx package testing procedures are based on industry data, as well as international testing procedures and standards, to provide reliable packaging tests for our customers with an active FedEx account number. Here we outline the general simulation procedures for testing packaged products weighing up to 150 lbs. We use drop, impact, compression and vibration tests to evaluate the integrity and protective performance of the packaging.

Definitions

Regular Package

We classify a package that is not defined as flat or elongated as regular.

Flat Package

We classify a package as flat if the shortest dimension is less than or equal to 8", the next shortest dimension is at least four times the length of the shortest dimension, and the volume of the total package is at least 800 cubic inches.

Elongated Package

We classify a package as elongated if the longest dimension is at least 36" and the other two dimensions measure 20 percent or less than the longest dimension.

NOTE - If a packaged product is both flat and elongated, the package should be tested as elongated.

Overview of Procedure 6-FEDEX-B (Packaged Products for Parcel Delivery System Shipments Over 150 lb. (70 kg))

FedEx package testing procedures are based on industry data, as well as international testing procedures and standards, to provide reliable packaging tests for our customers with an active FedEx account number. Here we outline the general simulation procedures for testing packaged products weighing more than 150 lbs. We use impact, compression and vibration tests to evaluate the integrity and protective performance of the packaging. And because FedEx **requires** that any shipment weighing more than 150 lbs. contain a base that permits movement with a forklift or standard freight pallet jack, the strength of the shipping unit base is also tested for mechanical handling. Finally, the load integrity and stability in the shipping and handling environment are also tested. If at any point during the testing sequences damage is noted, further testing may not be completed.

Appendix D: Walmart & Sam's Temperature Standards for Receiving and Storage of Perishable Commodities

Fresh Area	Category	Commodity	Acceptable Receiving Pulp Temp. Range	Required DC & TRAILER STORAGE TEMP (All Sams 34F Produce - COLD preferred)	DC STORAGE SETPOINT and alarm ranges	Suggested Trailer Set Points	TOP ICE PACK (GDC ONLY)
Produce	Veg	Aloe Vera	33-60	54 DRY	54F - 50/56	54	
Produce	Veg	Anise	33-40	34 WET	34F - 32/36	34	
Produce	Fruit	Apples, all except new season	33-40	34 COLD	34F - 32/36	34	
Produce	Fruit	Apples, New Crop (mid Aug - Oct)	33-60	34 COLD	34F - 32/36	34	
Produce	Fruit	Apricots	33-40	34 COLD	34F - 32/36	34	
Produce	Veg	Artichokes: globe, jerusalem	33-40	34 WET	34F - 32/36	34	
Produce	Veg	Asparagus	33-40	34 WET	34F - 32/36	34	
Produce	Fruit	Avocado, Chilean, Mid-Late Season (CA/MX), New Crop, Green Skin (FL/TX) - WM Proposal	34-60	34 COLD	54F - 50/56	54	
Produce	Fruit	Avocado (Sams Club)	40-60	34 COLD (54F-week 22 to 32)	34F-32/36 (54F wk 22-32)	34 / 54 (wk 22-32)	
Produce	Value	Avomex Guacamole Dip	33-40	34 COLD	34F - 32/36	34	
Produce	Fruit	Banana; Leaves, Manzaon, Red, Plantain	40-60	54 DRY	54F - 50/56	54	
Produce	Fruit	Bananas, premium	56-62	Banana rooms		58	
Produce	Veg	Beans, French Green (Sams Club), Trimmed Green, Lima, Fava	33-40	34 WET	34F - 32/36	34	
Produce	Veg	Beans, snap or green	33-60	34 WET	34F - 32/36	34	
Produce	Veg	Beets, bunch, root	33-40	34 WET	34F - 32/36	34	yes
Produce	Fruit	Berries, Black, Blues, Cranberries, Raspberries, Strawberries	33-40	34 COLD	34F - 32/36	34	
Produce	Veg	Bok Choy	33-40	34 WET	34F - 32/36	34	
Produce	Veg	Broccoli, Broccolini	33-40	34 WET	34F - 32/36	34	yes
Produce	Veg	Brussels sprouts	33-40	34 WET	34F - 32/36	34	yes
Produce	Veg	Cabbage, Chinese (napa), Green, Red, Savoy	33-40	34 WET	34F - 32/36	34	
Produce	Veg	Cactus leaves - Bulk	40-60	54 DRY	54F - 50/56	54	
Produce	Veg	Cactus Leaves - Packaged	33-60	34 WET	34F - 32/36	34	
Produce	Value	Canela	33-60	54 DRY	54F - 50/56	54	
Produce	Veg	Carrots, topped	33-40	34 WET	34F - 32/36	34	yes
Produce	Veg	Cauliflower	33-40	34 WET	34F - 32/36	34	
Produce	Veg	Celery, hearts, root	33-40	34 WET	34F - 32/36	34	
Produce	Veg	Chard	33-40	34 WET	34F - 32/36	34	yes

Appendix D: Walmart & Sam's Temperature Standards for Receiving and Storage of Perishable Commodities

Fresh Area	Category	Commodity	Acceptable Receiving Pulp Temp. Range	Required DC & TRAILER STORAGE TEMP (All Sams 34F Produce - COLD preferred)	DC STORAGE SETPOINT and alarm ranges	Suggested Trailer Set Points	TOP ICE PACK (GDC ONLY)
Produce	Veg	Chayotes	33-60	54 DRY	54F - 50/56	54	
Produce	Veg	Cherimoya	40-60	54 DRY	54F - 50/56	54	
Produce	Fruit	Cherries	33-40	34 COLD	34F - 32/36	34	
Produce	Veg	Cilantro Bunch	33-40	34 WET	34F - 32/36	34	yes
Produce	Fruit	Coconuts	33-60	34 COLD	34F - 32/36	34	
Produce	Veg	Corn, husk	33-60	54 DRY	54F - 50/56	54	
Produce	Veg	Corn, Packaged, Sweet	33-40	34 WET	34F - 32/36	34	
Produce	Value	Crepes, fresh	33-40	54 DRY	54F - 50/56	54	
Produce	Veg	Cucumbers, Baby, Hot House, Pacaged Organic, Pickling	33-60	34 WET	34F - 32/36	34	
Produce	Veg	Cucumbers, bulk	45-70	54 DRY	54F - 50/56	54	
Produce	Fruit	Cut Fruit	33-40	34 COLD or WET	34F - 32/36	34	
Produce	Veg	Daikon	33-40	34 WET	34F - 32/36	34	
Produce	Fruit	Dates, Medjool	33-40	34 COLD	34F - 32/36	34	
Produce	Fruit	Dragon Fruit	40-60	54 DRY	54F - 50/56	54	
Produce	Veg	Eggplant	45-70	54 DRY	54F - 50/56	54	
Produce	Veg	Endive, Escarole	33-40	34 WET	34F - 32/36	34	
Produce	Fruit	Feijoas	40-60	54 DRY	54F - 50/56	54	
Produce	Fruit	Figs	33-40	34 COLD	34F - 32/36	34	
Produce	Value	Fresh Squeezed Juice	33-40	34 COLD	34F - 32/36	34	
Produce	Veg	Garlic, elephant	40-60	54 DRY	54F - 50/56	54	
Produce	Veg	Garlic, peeled	33-40	34 COLD	34F - 32/36	34	
Produce	Veg	Ginger root	33-60	54 DRY	54F - 50/56	54	
Produce	Fruit	Grapefruit Bulk (South Africa), CA, AZ, FL TX	40-60	54 DRY	54F - 50/56	54	
Produce	Fruit	Grapes	33-40	34 COLD	34F - 32/36	34	
Produce	Veg	Greens, collards, mustard, turnip	33-40	34 WET	34F - 32/36	34	yes
Produce	Fruit	Guava	40-60	54 DRY	54F - 50/56	54	
Produce	Veg	Herb, Arrugula, Baby Dill, Baby leaves, Mint, Thyme, Chives, Poultry, Sage, Rosemary, Cilantro	33-60	34 WET	34F - 32/36	34	

Appendix D: Walmart & Sam's Temperature Standards for Receiving and Storage of Perishable Commodities

Fresh Area	Category	Commodity	Acceptable Receiving Pulp Temp. Range	Required DC & TRAILER STORAGE TEMP (All Sams 34F Produce - COLD preferred)	DC STORAGE SETPOINT and alarm ranges	Suggested Trailer Set Points	TOP ICE PACK (GDC ONLY)
Produce	Veg	Herb, Basil	40-60	54 DRY	54F - 50/56	54	
Produce	Veg	Herbs (Lightly Dried - Paste)	33-40	34 COLD or WET	34F - 32/36	34	
Produce	Veg	Herbs Potted (Live)	40-60	54 DRY	54F - 50/56	54	
Produce	Veg	Herbs, Oregano	33-60	54 DRY	54F - 50/56	54	
Produce	Veg	Horseradish	40-60	54 DRY	54F - 50/56	54	
Produce	Veg	Jicama	40-60	54 DRY	54F - 50/56	54	
Produce	Veg	Kale	33-40	34 WET	34F - 32/36	34	yes
Produce	Fruit	Kiwi fruit (Gold, Green, Green Ripe)	33-40	34 COLD	34F - 32/36	34	
Produce	Veg	Kohlrabi	33-40	34 WET	34F - 32/36	34	yes
Produce	Fruit	Kumquat	33-40	34 COLD	34F - 32/36	34	
Produce	Veg	Leeks	33-40	34 WET	34F - 32/36	34	
Produce	Fruit	Lemons	33-60	54 DRY	54F - 50/56	54	
Produce	Fruit	Lemon / Lime Juice	33-40	34 COLD	34F - 32/36	34	
Produce	Veg	Lemon grass	33-40	34 WET	34F - 32/36	34	
Produce	Veg	Lettuce, Boston, Green leaf, Iceberg, Romaine	33-40	34 WET	34F - 32/36	34	
Produce	Fruit	Limes (Mexican, Key) (Persian, Tahiti)	33-60	54 DRY	54F - 50/56	54	
Produce	Fruit	Lychee Fruit	33-40	34 COLD	34F - 32/36	34	
Produce	Veg	Malanga Root	33-60	54 DRY	54F - 50/56	54	
Produce	Fruit	Mango	48-68	54 DRY	54F - 50/56	54	
Produce	Fruit	Manzanilla	33-60	54 DRY	54F - 50/56	54	
Produce	Fruit	Melons, Cantaloupes (Local/Homegrown), Melorange	33-40	34 COLD	34F - 32/36	34	
Produce	Fruit	Melons, Crenshaw, Crenshaw, Gaila, Honeydew, Horned melons, Oranges Flesh, Santa Claus/Piel Del Sapo, Variety	40-60	54 DRY	54F - 50/56	54	
Produce	Fruit	Melons, Golden Kiss, Honey Kiss, Sugar Kiss, Summer Kiss, Mag Melon (Magnificent), Royal	33-60	54 DRY	54F - 50/56	54	
Produce	Fruit	Melons, Juan Canary, Lemon Drop	40-60	54 DRY	54F - 50/56	54	
Produce	Veg	Mushrooms	33-40	34 COLD	34F - 32/36	34	
Produce	Veg	Napolitos - Packaged	33-60	34 WET	34F - 32/36	34	
Produce	Fruit	Nectarines, "Tree Ripe", White Flesh	33-40	34 COLD	34F - 32/36	34	
Produce	Nuts	Nuts, Almonds, Brazil, Cashew, Fiberts, Macdamia, Pecans, Pistachio	40-60	54 DRY	54F - 50/56	54	



Appendix D: Walmart & Sam's Temperature Standards for Receiving and Storage of Perishable Commodities

Fresh Area	Category	Commodity	Acceptable Receiving Pulp Temp. Range	Required DC & TRAILER STORAGE TEMP (All Sams 34F Produce - COLD preferred)	DC STORAGE SETPOINT and alarm ranges	Suggested Trailer Set Points	TOP ICE PACK (GDC ONLY)
Produce	Nuts	Nuts, Chestnuts, Waterchestnuts	33-40	34 COLD	34F - 32/36	34	
Produce	Nuts	Nuts, Walnuts	40-60	54 DRY	54F - 50/56	54	
Produce	Veg	Okra	33-60	34 WET	34F - 32/36	34	
Produce	Veg	Onions, "New" crop	40-60	54 DRY	54F - 50/56	54	
Produce	Veg	Onions, green	33-40	34 WET	34F - 32/36	34	yes
Produce	Veg	Onions, Storage (Bermuda - Granex - Grano - BGG - Other Than)	33-60	54 DRY	54F - 50/56	54	
Produce	Fruit	Oranges (CA, AZ, FL, TX), Blood, Juice	33-60	34 COLD	34F - 32/36	34	
Produce	Fruit	Papaya, Import & Grocery DCs	48-68	54 DRY	54F - 50/56	54	
Produce	Veg	Parsley, Italian	33-40	34 WET	34F - 32/36	34	yes
Produce	Veg	Parsnips	33-40	34 WET	34F - 32/36	34	
Produce	Fruit	Passion Fruit	40-60	54 DRY	54F - 50/56	54	
Produce	Fruit	Peaches, "Tree Ripe", White Flesh	33-40	34 COLD	34F - 32/36	34	
Produce	Nuts	Peanuts, green	33-40	34 WET	34F - 32/36	34	
Produce	Nuts	Peanuts, raw, roasted, salted	40-60	54 DRY	54F - 50/56	54	
Produce	Fruit	Pears (Anjou, Bosc, Bartlett, 20th Century Asian)	33-40	34 COLD	34F - 32/36	34	
Produce	Fruit	Pears (Cactus)	45-70	54 DRY	54F - 50/56	54	
Produce	Veg	Peas, sugar snap, sno, blackeyed	33-40	34 WET	34F - 32/36	34	
Produce	Veg	Peppers, Anaheim, Habanero, Hungarian, Mini Sweet (variety), Poblano, Red Chili, Serrano, Yellow Chili	33-60	34 WET	34F - 32/36	34	
Produce	Veg	Peppers, Bell, Green & colored (Packaged & Bulk)	40-60	34 WET	34F - 32/36	34	
Produce	Veg	Peppers, jalapeno	40-60	54 DRY	54F - 50/56	54	
Produce	Fruit	Persimmon; (Fuyu), (Hachiya)	33-60	34 COLD	34F - 32/36	34	
Produce	Veg	Piloncillo	33-60	54 DRY	54F - 50/56	54	
Produce	Fruit	Pineapple	45-60	54 DRY	54F - 50/56	54	
Produce	Fruit	Plums, Prunes, Pluots	33-40	34 COLD	34F - 32/36	34	
Produce	Fruit	Pomegranates	33-40	34 COLD	34F - 32/36	34	
Produce	Veg	Potatoes, "new" crop, Sweet	40-60	54 DRY	54F - 50/56	54	



Appendix D: Walmart & Sam's Temperature Standards for Receiving and Storage of Perishable Commodities

Fresh Area	Category	Commodity	Acceptable Receiving Pulp Temp. Range	Required DC & TRAILER STORAGE TEMP (All Sams 34F Produce - COLD preferred)	DC STORAGE SETPOINT and alarm ranges	Suggested Trailer Set Points	TOP ICE PACK (GDC ONLY)
Produce	Value	Processed Vegetables	33-40	34 WET	34F - 32/36	34	
Produce	Fruit	Pummelo	40-60	54 DRY	54F - 50/56	54	
Produce	Veg	Pumpkins	40-80	54 DRY	54F - 50/56	54	
Produce	Veg	Quinces	33-40	34 COLD	34F - 32/36	34	
Produce	Veg	Radishes	33-40	34 WET	34F - 32/36	34	yes
Produce	Fruit	Rambutan	45-70	54 DRY	54F - 50/56	54	
Produce	Veg	Rhubarb	33-40	34 WET	34F - 32/36	34	
Produce	Veg	Rutabagas	33-40	34 WET	34F - 32/36	34	
Produce	Value	Salad Mix (packaged)	33-40	34 WET	34F - 32/36	34	
Produce	Veg	Shallot	33-60	34 COLD	34F - 32/36	34	
Produce	Veg	Spinach	33-40	34 WET	34F - 32/36	34	
Produce	Veg	Sprouts, Alfalfa, Bean	33-40	34 WET	34F - 32/36	34	
Produce	Veg	Squash, hard skin, winter	48-68	54 DRY	54F - 50/56	54	
Produce	Veg	Squash, soft-skin, summer	40-60	34 WET	34F - 32/36	34	
Produce	Fruit	Star Fruit	33-60	54 DRY	54F - 50/56	54	
Produce	Veg	Sun chokes	33-40	34 COLD	34F - 32/36	34	
Produce	Veg	Taboli	33-60	54 DRY	54F - 50/56	54	
Produce	Veg	Tamarillo	33-40	34 COLD	34F - 32/36	34	
Produce	Fruit	Tamarindo bean	33-60	34 COLD	34F - 32/36	34	
Produce	Fruit	Tangerines and Mandarin oranges	33-60	34 COLD	34F - 32/36	34	
Produce	Veg	Taro root	33-60	54 DRY	54F - 50/56	54	
Produce	Fruit	Tomatillo	40-60	54 DRY	54F - 50/56	54	
Produce	Fruit	Tomatoes, Firm-Ripe (Stage 5-6), Mature-Green (Stage 2-4)	45-70	54 DRY	54F - 50/56	54	
Produce	Fruit	Tomatoes, Nature Sweet Cherub, Sunburst, Glory, Jubilee, Constellation	45-70	54 DRY	54F - 50/56	54	
Produce	Veg	Turnip, roots	33-40	34 WET	34F - 32/36	34	
Produce	Fruit	Uglifruit	33-40	34 COLD	34F - 32/36	34	
Produce	Value	Vegetable Florets	33-40	34 WET	34F - 32/36	34	



Appendix D: Walmart & Sam's Temperature Standards for Receiving and Storage of Perishable Commodities

Fresh Area	Category	Commodity	Acceptable Receiving Pulp Temp. Range	Required DC & TRAILER STORAGE TEMP (All Sams 34F Produce - COLD preferred)	DC STORAGE SETPOINT and alarm ranges	Suggested Trailer Set Points	TOP ICE PACK (GDC ONLY)
Produce	Value	Vegetable Sticks (Celery/Carrots)	33-40	34 WET	34F - 32/36	34	
Produce	Value	Vegetable Stir Fry Blends	33-40	34 WET	34F - 32/36	34	
Produce	Value	Vegetable Trays	33-40	34 WET	34F - 32/36	34	
Produce	Veg	Watercress	33-40	34 WET	34F - 32/36	34	yes
Produce	Fruit	Watermelons	50-95	54 DRY	54F - 50/56	54	
Produce	Fruit	Watermelons, Personal	40-80	54 DRY	54F - 50/56	54	
Produce	Veg	Yucca root	33-60	54 DRY	54F - 50/56	54	
Meat	Lamb	Fresh Lamb	28-40	29 MT	29.5F - 27/34	30	
Meat	Bison	Fresh Bison	28-40	29 MT	29.5F - 27/34	30	
Meat	Meat	Beef (boxed - WM)	28-36	29 MT	29.5F - 27/34	30	
Meat	Meat	Beef (boxed - Sams Club)	28-40	29 MT	29.5F - 27/34	30	
Meat	Meat	Case Ready (Beef, Pork, Ground Beef)	28-36	29 MT	29.5F - 27/34	30	
Meat	Meat	Ground Meats	28-36	29 MT	29.5F - 27/34	30	
Meat	Meat	Pork - Vacuum Pack (ribs, roasts, etc)	28-40	29 MT	29.5F - 27/34	30	
Meat	Poultry	Poultry - Rotisserie chicken (Walmart & Sam's)	28-36	29 MT	29.5F - 27/34	30	
Meat	Poultry	Poultry (WM - chilled/fresh)	26-34	29 MT	29.5F - 27/34	30	
Meat	Poultry	Poultry (Sam's - chilled/fresh)	28-36	29 MT	29.5F - 27/34	30	
Meat	Seafood	Hermetically Sealed Finfish Prone to Histamine - Herring	28-38	29 MT	29.5F - 27/34	30	
Meat	Seafood	Raw Crustacean - Crab, Crawfish, Lobster, Shrimp	28-40	29 MT	29.5F - 27/34	30	
Meat	Seafood	Raw Finfish (Histamine) - Tuna, Mahi-Mahi, Mackerel	28-38	29 MT	29.5F - 27/34	30	
Meat	Seafood	Raw Shucked (Pre-Packaged or Repacked) Clams, Oysters, Mussels, Scallops	28-40	29 MT	29.5F - 27/34	30	
Meat	Seafood	Refrigerated - Vacuumed Packed RTE - Fully Cooked Sushi	28-38	29 MT	29.5F - 27/34	30	
Meat	Seafood	RTE Pasteurized Crabmeat, Seafood Salads & Soup, Surimi Based items	28-40	34 DD	34F - 32/36	34	
Meat	Seafood	RTE Tuna Salad	28-38	34 DD	34F - 32/36	34	
Meat	Seafood	Vacuum Packed Oxygen Permeable Fresh Fish - Tilapia, Salmon, Grouper, Cod, Trout, and ETC. (WM)	28-40	29 MT	29.5F - 27/34	30	
Meat	Seafood	Vacuum Packed Oxygen Permeable Fresh Fish - Tilapia, Salmon, Grouper, Cod, Trout, and ETC. (Sam's Club)	15-40	29 MT	29.5F - 27/34	30	
Meat	Seafood	Vacuum Packed Smoked Salmon (WM)	28-38	29 MT	29.5F - 27/34	30	
Meat	Seafood	Vacuum Packed Smoked Salmon (Sam's Club)	26-40	29 MT	29.5F - 27/34	30	



Appendix D: Walmart & Sam's Temperature Standards for Receiving and Storage of Perishable Commodities

Fresh Area	Category	Commodity	Acceptable Receiving Pulp Temp. Range	Required DC & TRAILER STORAGE TEMP (All Sams 34F Produce - COLD preferred)	DC STORAGE SETPOINT and alarm ranges	Suggested Trailer Set Points	TOP ICE PACK (GDC ONLY)
Floral	Fresh Cut	Carnations	33-38	34 WET	34F - 32/36	34	
Floral	Fresh Cut	Carnations, Mini	33-38	34 WET	34F - 32/36	34	
Floral	Fresh Cut	Chrysanthemums	33-38	34 WET	34F - 32/36	34	
Floral	Fresh Cut	Daisy	33-38	34 WET	34F - 32/36	34	
Floral	Fresh Cut	Daisy, Gerbera	33-38	34 WET	34F - 32/36	34	
Floral	Fresh Cut	Gladioli	33-38	34 WET	34F - 32/36	34	
Floral	Fresh Cut	Iris	33-38	34 WET	34F - 32/36	34	
Floral	Fresh Cut	Lillies	33-38	34 WET	34F - 32/36	34	
Floral	Fresh Cut	Mixed Bouquets	33-38	34 WET	34F - 32/36	34	
Floral	Fresh Cut	Orchids (Dept 56)	33-38	54 DRY	54F - 50/56	45	
Floral	Fresh Cut	Orchids (Sam's Clubs)	33-38	54 DRY	54F - 50/56	45	
Floral	Fresh Cut	Orchids (Walmart)	33-40	54 DRY	54F - 50/56	45	
Floral	Fresh Cut	Pompoms	33-38	34 WET	34F - 32/36	34	
Floral	Fresh Cut	Roses	33-38	34 WET	34F - 32/36	34	
Floral	Fresh Cut	Rose, Mini (Walmart/Sam's)	33-40	34 WET	34F - 32/36	34	
Floral	Fresh Cut	Roses, Spray	33-38	34 WET	34F - 32/36	34	
Floral	Fresh Cut	Tulips	33-38	34 WET	34F - 32/36	34	
Floral	Bloom Plants	African Violet	40-65	54 DRY	54F - 50/56	55	
Floral	Bloom Plants	Amaryllis	33-40	34 WET	34F - 32/36	34	
Floral	Bloom Plants	Anthurium	50-65	54 DRY	54F - 50/56	55	
Floral	Bloom Plants	Asst Color Pot	50-65	54 DRY	54F - 50/56	55	
Floral	Bloom Plants	Azalea	38-50	54 DRY	54F - 50/56	55	
Floral	Bloom Plants	Begonia	50-65	54 DRY	54F - 50/56	55	
Floral	Bloom Plants	Cactus, Zygo	50-65	54 DRY	54F - 50/56	55	
Floral	Bloom Plants	Cactus, Spring	40-65	54 DRY	54F - 50/56	55	
Floral	Bloom Plants	Cyclamin (Walmart/Sam's)	50-65	54 DRY	54F - 50/56	55	
Floral	Bloom Plants	Cyclamin (Dept 56/Out Door Living)	50-60	54 DRY	54F - 50/56	55	

Appendix D: Walmart & Sam's Temperature Standards for Receiving and Storage of Perishable Commodities

Fresh Area	Category	Commodity	Acceptable Receiving Pulp Temp. Range	Required DC & TRAILER STORAGE TEMP (All Sams 34F Produce - COLD preferred)	DC STORAGE SETPOINT and alarm ranges	Suggested Trailer Set Points	TOP ICE PACK (GDC ONLY)
Floral	Bloom Plants	Daffodils	33-40	34 WET	34F - 32/36	34	
Floral	Bloom Plants	Daisy, Gerbera	50-65	54 DRY	54F - 50/56	55	
Floral	Bloom Plants	Gardenia	50-65	54 DRY	54F - 50/56	55	
Floral	Bloom Plants	Hibiscus	50-60	54 DRY	54F - 50/56	50	
Floral	Bloom Plants	Hyacinth	33-38	34 WET	34F - 32/36	34	
Floral	Bloom Plants	Hydrangea	40-55	54 DRY	54F - 50/56	45	
Floral	Bloom Plants	Ivy	40-65	54 DRY	54F - 50/56	54	
Floral	Bloom Plants	Kalanchoe	50-60	54 DRY	54F - 50/56	50	
Floral	Bloom Plants	Keepsake Photo Box	50-65	54 DRY	54F - 50/56	55	
Floral	Bloom Plants	Lily, Asiatic (Walmart/Sam's)	33-40	34 WET	34F - 32/36	34	
Floral	Bloom Plants	Lily, Calla (Walmart/Sam's)	34-65	54 DRY	54F - 50/56	55	
Floral	Bloom Plants	Lilies (Dept 56/Out Door Living)	38-48	54 DRY	54F - 50/56	45	
Floral	Bloom Plants	Chrysanthemums	45-65	54 DRY	54F - 50/56	55	
Floral	Bloom Plants	Mums, Pelee	50-65	54 DRY	54F - 50/56	55	
Floral	Bloom Plants	Orchid (Dept 56/Out Door Living)	50-65	54 DRY	54F - 50/56	55	
Floral	Bloom Plants	Orchid, Cymbidium (Walmart/Sam's)	54-84	54 DRY	54F - 50/56	55	
Floral	Bloom Plants	Rose, Mini (Dept 56/Out Door Living/Sam's)	40-65	54 DRY	54F - 50/56	50	
Floral	Bloom Plants	Sunstar - Orange Star Planter	33-40	34 WET	34F - 32/36	34	
Floral	Bloom Plants	Tulips	33-38	34 WET	34F - 32/36	34	
Floral	Bloom Plants	Wishing Well	33-40	34 WET	34F - 32/36	34	
Floral	Foliage Plants	18in.Christmas Swan or Goose Ivy	40-65	54 DRY	54F - 50/56	50	
Floral	Foliage Plants	28in. Ivy Tree w/ lights	40-65	54 DRY	54F - 50/56	50	
Floral	Foliage Plants	Bonsai	50-65	54 DRY	54F - 50/56	55	
Floral	Foliage Plants	Cactus/Succulents	50-65	54 DRY	54F - 50/56	55	
Floral	Foliage Plants	Christmas Trees	33-60	32+	34F - 32/36	34	
Floral	Foliage Plants	Croton Cornucopia Plant	50-60	54 DRY	54F - 50/56	55	
Floral	Foliage Plants	Eugenia Cone	50-65	54 DRY	54F - 50/56	55	

Appendix D: Walmart & Sam's Temperature Standards for Receiving and Storage of Perishable Commodities

Fresh Area	Category	Commodity	Acceptable Receiving Pulp Temp. Range	Required DC & TRAILER STORAGE TEMP (All Sams 34F Produce - COLD preferred)	DC STORAGE SETPOINT and alarm ranges	Suggested Trailer Set Points	TOP ICE PACK (GDC ONLY)
Floral	Foliage Plants	Ferns	55-75	54 DRY	54F - 50/56	60	
Floral	Foliage Plants	Fresh Greenery (Wreaths & Garland)	0-55	34 DD	34F - 32/36	34	
Floral	Foliage Plants	Holiday Christmas basket Ivy	40-65	34 WET	34F - 32/36	50	
Floral	Foliage Plants	Ivy Topiary	50-65	34 WET	34F - 32/36	55	
Floral	Foliage Plants	Lucky Bamboo/Silk Orchid	50-65	34 WET	34F - 32/36	55	
Floral	Foliage Plants	Palms	50-65	34 WET	34F - 32/36	55	
Floral	Foliage Plants	Palms, Sago	50-65	54 DRY	54F - 50/56	55	
Floral	Foliage Plants	Pine Tree, Norfolk	50-65	54 DRY	54F - 50/56	50	
Floral	Foliage Plants	Pine Tree, Stone	50-65	54 DRY	54F - 50/56	55	
Floral	Foliage Plants	Rosemary Tree	50-65	54 DRY	54F - 50/56	55	



Appendix E: Previous Updates

PAGE	2021 UPDATES
Changes to Supply Chain Standards	
185	SQEP Phase 2 and Phase 3 Defect Description/Definitions Added
202	General Case Markings Updated for Dates, Unprocessed Meats, and Cylindrical Items
210-213	Updated Pallet Standards
218	Update "Palletized Shipments" to "Unitized Shipments"
227	Add Inbound Appointment Scheduling Standard
228	Update TV Test Standards
235-237	Add Direct Store Delivery (DSD) aka Direct To Store (DTS) Standards
239	Update SIOC Standards
240	Add eCommerce Product Specific Requirement Standards
241-244	Add Drop Ship Vendor (DSV) Standards
268	Add Jewelry Distribution Center Standards
269-271	Add Optical Distribution Center Standards
275	Add Goods Not For Resale (GNFR) Standards
277-278	Update Meat/Poultry/Seafood Case and Pallet Label Standards
284	Add HACCP Pallet Placard for GCC Shipments
311-312	Add Frozen Seafood Carton Marking Requirements
Appendix D	Update Receiving Pulp Temperature Range



Appendix E: Previous Updates Cont...

PAGE	2021 UPDATES
Changes to Supply Chain Standards	
-	Integration of eCommerce Packaging, Labeling, and Testing Standards
183	SQEP Rollout Dates and PO Accuracy Chart Updated
201	Clarify Domestic Shipping Label Requirement for Grocery Distribution
203	Update WERCS Guidance and contact information
204	Remove ORM-D / IATA Reference
205	Add eCommerce Pallet Label Requirement
206	Add Grocery Pallet Label Requirement
209	Stretch wrap NOT ALLOWED to cover slip sheet flaps
210	Clarify 85" is the maximum height when shipping a full pallet pull
222	Clarify loose cases are NOT ALLOWED on top of pallets
245	Update Lithium-ion Airfreight Case Marking Requirements
259	Add Meat/Poultry/Seafood Case Labels
263	Add Automated Grocery Distribution Center Requirements
264	Update GIDC Pallet Requirement
-	Update to General Merchandise Case Markings (icons and dept. #)
Appendix C	Updated ISTA Test Overview and Guidance
Appendix D	Updated Inbound Temperature Guidelines
Appendix E	Add Previous Updates



Appendix E: Previous Updates Cont...

PAGE	2020 UPDATES
Changes to Supply Chain Standards	
	E-commerce Requirements Removed (See E-commerce specific publication on Retail Link)
185	Added Supplier Quality Excellence Program (SQEP)
189, 230	Minimum Conveyable Dimensions Updated to 5" L x 3.5" W x 2" H
189, 194, 213	Black Corrugated and Black Plastic Film change from Avoid to Not Allowed
189	Edge Casters/Wheels Not Allowed for Conveyable Cartons
189, 191, 201	Minimum shrink wrap tray height reduced to 2" for items other than glass (glass product requirement remains at 3" minimum height)
194, 223	Apparel and Shoes require UPC-A on outside of polybags or shrinkwrap
195-196	Updated size/print standards for GTIN
197-198	Add: GS1-128 Barcode Standards
205	Updated pallet standards, including instruction for oversized pallets
207	Updated Slip Sheet Standards
208, 211, 215	Updated perishable pallet heights from 84" to 96"
211	Gluing or taping layers or cartons together is not allowed
210	Added Size Requirements for Tier Sheets
213	Updated Stretch Wrap Requirements
219	Updated ASN standards
221	Updated TV Packaging Standards
222	Glass product testing requirements updated
224-227	Add: RFID Standards for Apparel
228-235	Add: DSDC Standards
236-240	Add: Consolidation Centers Standards
246	Add: Slip sheet Standards for Import DC
251-253	Add: RX Network Standards
254	Add: Grocery Consolidation Temperature Guidelines
258	Add: Grocery Import DC Standards
259-260	Add: Grocery Consolidation Standards

Appendix F: Walmart USA and Puerto Rico Case Labels

Ordering Avery Dennison (AD) Labels

- Supplier requests labels by completing and faxing or emailing the call-out form to the appropriate AD office at least ten (10) days before the PO cancel date. AD will transmit the order to the appropriate production site.
- Complete all **required** data fields.

DATE SUPPLIER SENDS CALL-OUT FORM (Date the Supplier transmits the order)

REQUESTED LABEL DELIVERY DATE (Date desired for delivery of labels from AD. Allow for normal transit times so that labels arrive when **required**.)

SHIP TO (Where to deliver labels - details, accurate address, contact name, phone, and fax)

BILL TO (To whom bill will be sent - details, accurate address, contact person, phone, and fax)

ORDER FOR (Check appropriate Walmart retail market.)

WALMART PO # (Enter 10 digits, including any leading zeros.)

WALMART ASSORTMENT # or ITEM # (Enter assortment number if both numbers [assortment and item] exist in Walmart PO; otherwise, enter item number.)
AD is not authorized to change the Walmart item number. If the item number entered on the call-out form is different than the item number on the PO, AD will work with the Supplier and Walmart for resolution.

ACTUAL SUPPLIER STOCK # (Enter Supplier's actual stock number, even if different from stock number in Walmart PO. Enter only one stock number per item or assortment. For assortments, enter only the stock number assigned to the assortment.)

NUMBER OF LABELS REQUIRED (Indicate desired allowance quantity [including any overage or safety stock] for each Walmart PO. AD will not print any additional quantities.)
- Transmit call-out form to a location listed in the call-out form. Do not send the call-out form more than 4 weeks before the requested label delivery date. Contact local AD service representatives to obtain order status.
- AD electronically cross-references the call-out with the Walmart PO within 24 hours. If exceptions exist, AD researches the problem with an expectation of resolution within 48 hours.
- AD advises the Supplier if they cannot confirm the call-out within 24 hours. AD periodically advises the Supplier (and Walmart if it is a critical issue) of the status of specific types of suspended orders until resolved, confirmed or canceled. AD notifies the origin cargo manager (OCM) only if the PO number declared by the Supplier does not match AD's file of Walmart POs.
- A confirmed call-out initiates printing of the labels.
- AD normally ships labels within 72 hours (3 working days) after receiving a confirmed call-out. If AD receives the call-out well before the 72-hour production window (in other words, if the form arrives early), AD immediately prints the labels and holds until time to deliver according to the requested label delivery date. AD relies on the accuracy of the addresses on the call-out and ships labels to the exact address provided in the call-out. Likewise, AD sends the invoices to the "Bill to" address specified on the call-out.



NOTE - For eCommerce only: When the vendor case quantity is equal to 1, meaning one selling unit is within its own shipping case, a UPC-A (GTIN12) or EAN (EAN-13) formatted barcode is required on the outer case.

Print Locations, Pricing, and Freight Charges

Avery Dennison label call-out form, label prices*, locations, and contacts, can be found on Walmart Retail Link at: [Docs > Global Direct Importing Information > Packaging, Shipping, & Pallet Requirements - Avery Dennison Direct Import Shipping Case Barcode Label Call-Out Form](#)

*Prices are FCA Avery Dennison's production facility, who adds delivery charges to the invoice. Complete the call-out form and fax or email it to the appropriate AD ticketing center.

Appendix F: Walmart USA and Puerto Rico Case Labels, cont...

Delayed Direct Imports Shipping Labels

Occasionally a late PO creation or revision will delay transmission of a PO. If AD reports that a label is delayed due to not receiving the electronic PO, ask the AD office to request the PO from Walmart. Often, by the time Walmart receives the request, AD will already have received the PO. If, after another day, the AD office still does not have the PO in their system, refer to the Contacts section of this manual for the appropriate contact.

Invoicing for Direct Imports Shipping Labels

Supplier pays the cost of the labels, including delivery charges. Suppliers who have no credit history with AD should contact AD for a credit application. Complete the application and fax it to the appropriate AD office prior to or with a first call-out. AD bills the Supplier semi-monthly. Terms for payment are net 30 days from the invoice date. Keep the account current.

Application of Direct Imports Shipping Labels

The Supplier applies case labels before delivering cargo to the port. The label has the same format and shows the same type of information as the label shown on the right. This process also applies to replenishment orders.

Direct Imports Shipping Label Inspections

The Supplier applies the labels before a scheduled quality inspection, if applicable. Inspectors check that the Supplier applies labels in the proper location and that contents match both case markings and labels. Failure to comply results in a failed inspection. The Supplier corrects label errors and pays any and all incurred charges. Upon issuance of the shipping order or Supplier declaration, the OCM confirms whether the Supplier applied the labels.

If the Supplier delivers cargo to an OCM warehouse for consolidation, the OCM inspects shipping case labels. If the OCM identifies problems, the OCM immediately contacts the Supplier to coordinate and solicit authorization for corrective action.

Suppliers are accountable for any and all changes to labels on cases.

Replacement Direct Imports Shipping Labels - Supplier Error

If the Supplier does not properly apply case labels prior to shipment, or if labels are missing upon arrival at PO destination, Walmart can file a claim against the Supplier for replacement labels, which are printed by deconsolidator or Walmart import distribution center (DC) and applied at destination. The fee is US \$1.00 per case.

Replacement Direct Imports Shipping Labels - Walmart Error

When sending a revised call-out to AD, the Supplier sends a separate explanation of reason(s) for label reorder to WGS or DSG, as appropriate, with copy to OCM and Walmart contact, if available.

Upon receipt of a revised call-out, AD prints and delivers the new labels. If updated PO information is not available to AD, they will ask Walmart for confirmation. AD does not delay processing and delivery of new labels while awaiting confirmation.

If confirmed, AD issues 2 bills:

- The Supplier pays only the charges for the correct labels.
- Walmart pays the previous charges for the incorrect label.

	
PO#	6100096916
	
	00000020746162
TO: US	000002
DEPT 00010	
PO 6100096916	
ITEM 002074616	
SUPPLIER STK	12345678912345678912

Case label (example only)

Case GTIN in ITF-14 format

DEPT # 5 digits (counting leading zeros)

PO # 10 digits (counting leading zeros)

ITEM # shown on the barcode label will be the 9-digit assortment number (counting leading zeros) if both the assortment number and item number exist on the purchase order; otherwise, the ITEM # shown on the barcode label will be the individual item number.

TO: US	000002
DEPT 00010	APPAREL
PO 6100096916	
ITEM 002074616	
SUPPLIER STK	12345678912345678912

If the order is for an apparel or related department, the word **APPAREL** will appear in white text against a black background.

NOTE - If Supplier already paid for incorrect labels, AD issues a credit note to the Supplier, so that the Supplier pays only once for correct labels.



FAQs and Glossary

February 4, 2022

General FAQs

Q: Do cases shipping into a Grocery DC need to be conveyable?

A: It is possible that cases may encounter some level of conveyance in the grocery DCs. Consult with the Logistics Packaging Manager at logpkg@wal-mart.com.

Q: Can I ship on slip sheets instead of pallets?

A: If your load weighs out before it cubes out, you must ship on pallets. Suppliers must contact the Logistics Packaging Manager at logpkg@wal-mart.com for approval before shipping on slip sheets.

Q: Does Walmart require a specific brand of pallet such as Chep or Peco?

A: Walmart does not endorse any specific brand of pallet. Pallets must meet or exceed the minimum pallet standards found in the Supply Chain Standards.

Q: My item does not fit on a standard 48" x 40" pallet. Can I ship on an oversized pallet?

A: The shipping case should be designed to fit within a standard 48" x 40" pallet footprint. If the dimensions of the item exceed the footprint of a standard pallet, contact the Logistics Packaging Manager at logpkg@wal-mart.com.

Q: Is a GS1 BOL required?

A: A GS1 standard BOL is preferred when shipping into a Walmart DC.

Q: Can I master pack or consolidate vendor packs in one shipping case to save on freight costs?

A: No. Walmart DCs receive by the vendor pack. You should only ship in the vendor pack size set up by the buyer. Walmart cannot guarantee proper receipt when items are master packed. Exceptions may be made in the Walmart.com environment.

Q: Can I band multiple vendor packs together when shipping UPS or FedEx?

A: No. Multiple vendor packs cannot be banded together. This is considered master packing and may cause receiving errors.

Q: Can I ship multiple items on the same pallet?

A: Yes. Items from the same PO can be loaded on the same pallet. You should also load the trailer by PO by item. Freight should be layered by item and not spread throughout the pallet.

Q: Is an ITF-14 barcode still required when sending ASNs?

A: Yes. The ITF-14 barcode identifies the shipping case. The ITF-14 barcode is **required** on each vendor pack that has more than one selling unit in the case.

Q: Do I have to have a shipping label on each case?

A: Yes, unless you're shipping unitized pallets to the DC in full truckload quantity. In that instance, a pallet label is acceptable. See the Supply Chain Standards more information.

Q: Can I put all the required markings and shipping information on one label?

A: Yes. Your product identification information can be included on the shipping label. The label must be on each case when using only one label.

Q: My vendor pack does not meet the minimum conveyable case requirements. Should I increase the dimensions of my case to meet the conveyable case requirements?

A: No. You should not add unnecessary packaging to your case. If your item does not meet the minimum conveyable requirements found in the Supply Chain Standards, work with your buyer to increase the case pack size or set the item up as a break pack.

Q: How often does Walmart update its packaging standards?

A: The secondary packaging standards are typically reviewed and updated every 6 months. It is the Suppliers responsibility to understand and comply with the packaging standards. An executive summary is included in each revision to allow for a quick review of standard changes.

Plastic Bag Safety Labeling FAQs

Q: How is the 5" opening measured?

A: Per Rhode Island's law, the 5" opening is the diameter of the opening.

Q: Is the 40" ("greater than 40", this warning or an equivalent warning must repeat at 20" intervals") actually supposed to be surface area?

A: No, this was a typo. Per Massachusetts law, "In the case of bags whose total length and width (when added) is more than 40", the label shall be repeated at 20" intervals."

Q: What is the timeline for making changes if the verbiage on my bag does not match verbatim?

A: The verbiage need not match verbatim. The warning must be present as outlined or something approved as equivalent thereof. If your existing warning is not equivalent to the outlined requirement, do a rolling change to come into compliance as soon as possible.

Q: Does the warning need to be in Spanish?

A: No, this warning need not be bilingual.

Q: Can this warning be in multiple languages?

A: English is the only language **required**; however, if you choose to include additional languages, that is acceptable.

Q: On font size chart, is the bag size length x width or length + width?

A: The bag size for the purpose of finding the correct font should be calculated by adding the length and width (length + width).

Q: My bag is .6 mm thick. Do I need the warning?

A: No. The warning is **required** if the bag is less than one mil (0.001 inch or 1/1000 of an inch) which in metrics is equivalent to 0.0254 mm. If your bag is more than 0.0254 mm, the warning is not required.

Q: If the plastic bag's thickness is more than one mil (0.001 inch), then NO need to print warning on bags?

A: Correct, if the bag is thicker than one mil (1/1000 inch, 0.001 inch, 0.0254 mm), then no warning is required.

Q: Does the warning need to be printed on both sides of the bag?

A: The warning must be "visible" on both sides of the bag. Therefore, if the plastic is clear and the warning can be viewed from both sides, it need not be printed on both sides. If the bag is a solid color, the warning must be printed on both sides in contrasting color.

Q: How big does the bag have to be to have the warning?

A: If the bag is less than one mil thick and has an opening of 5" in diameter and is of sufficient size to hold the warning in 10 point font, the warning must appear. There is no "minimum" size bag for this warning.

Questions or comments:

Suppliers may submit questions or comments by emailing them to gmcomply@walmart.com.

Glossary

Aged Inventory

Items that have been in DC inventory for 90 days or longer.

Assembly

A method by which stores replenish basic merchandise. Normally, replenishment is reviewed once each week. The stores and quantities are consolidated by warehouse, and a Type 33 purchase order is generated automatically by the system and sent to the Supplier.

Backhaul

Process where merchandise is transported from a vendor to a DC via Walmart truck.

Bill Of Lading (BOL)

Document received and sent with merchandise to prove acceptance of goods for shipping and/or receiving.

Break Pack

A case received in the warehouse with two or more inner selling units that can be broken down and shipped to the stores.

Carrier Due Date (CDD)

The date generated at load level by the Walmart Transportation Department to set carrier delivery expectations. It will not necessarily match up with the MABD.

Carrier Pickup Date (CPU)

The date provided after the PO has run through the LoadBuilder optimization system. As a result of this optimization, there are times when the CPU is different from the original ship on date. The Supplier should follow the CPU, not the ship on date.

Case Pack

Merchandise shipped in full cases. Cases cannot be broken into smaller cases.

Claim

Action taken against a carrier, Supplier, or individual for lost and/or damaged freight.

Collect Load Template (CLT)

The TAB load sheet is an Excel document located in the PVT and on separate tabs by ship point origin. Used as routing instructions, it contains: the Walmart load number (an 8-digit number utilized when communicating with carriers and TAB Transportation), the POs that are supposed to ship on each load with case counts, and the carrier for that load.

Consolidation Facility (Center Point)

A central location that processes full trailer loads of LTL-sized POs. The POs are cross docked and reloaded on outbound trailers destined to Walmart and Sam's DCs.

Consolidator

A point where Walmart freight is accumulated, consolidated, and forwarded to the Distribution Center.

Corporate Traffic

The department responsible for contracting carriers, carrier claims, freight payment, and collect shipments.

Cross Docking

Process of less than truck load (LTL) Suppliers consolidating their loads with other Suppliers. This merchandise is then delivered to the warehouse, where it is split based on store number to be shipped to. This is also referred to as distribution receiving.

Cube

The amount of space an item of merchandise occupies.

DC Pooling

A type of two-tier where product need for multiple DCs, fulfilled from the same Supplier ship point, is evaluated. A truckload order is generated and routed to a specified consolidation facility when the need for the multiple DCs rises to the level that a full truckload can be ordered.

Dangerous Goods

Solids, liquids, or gases that can harm people, other living organisms, property, or the environment. They are always subject to chemical regulations.

Direct to Store (DTS)

Merchandise that travels directly from the vendor to a retail store. For questions or issues with DTS shipments, reach out to your SSM.

Direct Store Delivery Consolidation (DSDC)

A program developed to provide an efficient channel to replenish stores in less-than-case-pack quantities.

Drop

A location where a trailer stops to load/unload merchandise.

Drop and Hook

An empty trailer is dropped at a Supplier or warehouse and a loaded trailer is picked up.

Glossary

EPCIS

(Electronic Product Code Information Services) is a global GS1 Standard for creating and sharing visibility event data, both within and across enterprises, to enable users to gain a shared view of physical or digital objects within a relevant business context.

Free on Board or Freight on Board (FOB domestic)

The point at which the ownership of merchandise passes from the seller to the purchaser. Indicates that the seller provides transportation from the factory to trucks, railcars or consolidators, after which point the buyer assumes responsibility for ownership and associated shipping costs.

Global Location Numbers (GLN)

Also referred to as EAN location codes, ANA numbers, ILN numbers. A 13-digit number that identifies a trade location or company.

Global Trade Item Number (GTIN)

A globally unique 14-digit number used to identify trade items, products, or services.

International Air Transportation Association (IATA)

Trade association for the world's airlines. Works closely with local governments to develop regulations for hazardous materials or dangerous goods.

International Maritime Dangerous Goods (IMDG)

International guideline to the safe transportation or shipment of dangerous goods or hazardous materials by water on vessel.

International Safe Transit Association (ISTA)

The organization that sets the standard for safe packaging and safe transit within specified damage limits. Walmart packaging must meet specific ISTA standards for strength and durability.

Import Distribution Center (IDC)

A facility designated to hold import merchandise until a particular selling season. The facilities are located across the nation.

Imports

Merchandise brought in from another country.

Item Number

A 9-digit number assigned to an item of merchandise. This is the Walmart identification number for the items carried in the store and throughout the replenishment system.

Lead Time (LT)

The number of days between order creation and the date the product is available to ship to stores.

Less than Truckload (LTL)

A PO which is too small to be economically transported by itself on a truck, but rather is combined with other POs for transportation.

Manifest

List of all materials included in a shipment, provided by seller.

Master Case

Several cases being shipped in one package. These can be broken down into the individual cases and sent to stores.

Master Pack

A case that contains more than one vendor pack or shipping unit inside it.

Minimum/Maximum

The minimum constraint that must be met for a vendor to ship product. The maximum constraint legally fitting on a truck for the vendor to ship the truck.

Must Arrive by Date (MABD)

The date by which a PO must be received at the warehouse. This is equal to the Must Deliver By Date.

National Motor Freight Classification (NMFC)

A freight classification system designed to establish fair measures and standardize freight pricing. Shippers and carriers use these classifications when determining shipping rates.

Out of Stock (DC)

When available inventory at the DC cannot support the pulls from the stores, the DC will show an out of stock condition to indicate the lack of inventory.

Outside Storage

A facility, other than the main picking warehouse, used to hold merchandise.

Overage

An amount of inventory stock that exceeds the inventory expected.

Overflow

The process whereby a trailer to be shipped is filled before all of the merchandise has been loaded. The remaining merchandise is loaded on another trailer.

Pallet

A movable platform used to stack cases or boxes. Also called a skid. There are two main types of pallet: stringer pallets and block pallets. Stringer pallets are the most commonly used with Walmart shipments.

Pallet Pull

An item that is shipped to stores where the entire pallet is considered one case.

Glossary

Pick Slot or Prime Slot

The location in the DC from which product is selected for store orders.

Planned Ship Date (used only with TAB POs)

The ready date on the load that the Supplier can see on the CLT under the Planned Ship Date column. This date is only a suggestion for any load going directly to a Walmart DC.

Product Displayed Quickly (PDQ)

A corrugated display (pallet or tray) used to hold multiple pieces of merchandise for quick stocking and restocking of the sales floor. It may also contain a space for marketing descriptions and price impressions to aid in the customer's understanding of the value of the product on display.

Purchase Order (PO)

A document issued by Walmart to Suppliers indicating the details of an approved purchase (product, quantity, size, color, etc.).

Purchase Order (PO) Type

A 2-digit code that describes the type of PO being written. This code makes up the third and fourth digits of the PO number.

Purchase Order Validation Template (PVT)

The PVT is an Excel document that will contain the following PO information: event code for the POs, PO number, item number, item description, replenishment contact, department number, DC number, case count the PO was written for, total number of POs for that event, totals for all PO case counts, and MABD for the event.

Request for Routing (RFR)

The system used to enter and track all Walmart and Sam's Club POs as the associated shipments move through the warehouse distribution system to the final destination.

Return Center

A central collection point that processes defective merchandise returned from the stores, consolidates defective merchandise for return to the Suppliers, and issues credits to stores for returned goods.

Return to Vendor

Merchandise returned to vendor from the DC per instructions from the buyer or group managers. Usually returned due to overages, wrong items or wrong warehouse pack, etc. These problems are identified at the time of receiving.

Reusable Plastic Container (RPC)

Multiple-use containers constructed of durable plastic. Used to protect goods as they move through the supply chain.

Rotate Date

For a frozen item the rotate date is the date the product is received at the warehouse. For a perishable item, this is the sell by date of the item.

Ship On Date

The date that is specified by RFR at the time of PO entry. POs must be keyed into RFR in Walmart Retail Link, by 4 p.m. CT, and within 24 hours of receiving the PO.

Shortage

When less than the amount of freight noted on the freight bill arrives at the distribution center.

Slot

A rack where pallets of merchandise are stored in a DC. Each slot has a number associated with it.

Staple Stock

Merchandise stocked in the warehouse on a regular basis (type 20 and 50 items).

TAB

Short for Tabular, meaning circular ad merchandise or freight. Product that is being shipped for a specific advertised event.

TI/HI (also called Pallet Pattern)

TI refers to the number of cases that make up a tier or layer on a pallet. HI refers to the number of tiers or layers on the pallet. A pallet holding five cases of an item on a layer, stacked four high has a TI/HI of 20.

Traffic

The Walmart department responsible for routing merchandise to the DCs. Also an area within the DC that processes inbound trailers.

Trailer Manifest

A document produced by the DC traffic department that shows what is on every trailer that enters the DC trailer lot.

Two-Tier

An automated replenishment system located in the sub-system PL of Inforem that allows for buffer stock in the DC.

Vendor Pack

Original packaged quantity or merchandise as shipped from the vendor.

Voluntary Inter-Industry Commerce Standard (VICS)

An EDI and BOL standard primarily used by the retail industry. Walmart supports this standard.

Zero Based Mindset

A zero-based mindset means starting from scratch and building up to what your costs should be, based on the outcomes you want. This is a modern alternative to the practice of examining past results and incrementally carving out costs.

Glossary

- **ASN** - **Advanced Shipment Notice**. EDI document sent by Supplier detailing quantities shipped on a PO prior to merchandise arrival.
- **DC** - **Distribution Center**. Short for Walmart's Distribution Centers.
- **DSD** - **Direct Store Delivery** (aka DTS or Direct to Store). Supplier ships direct to the store location, bypassing Distribution Centers.
- **DSDC** - **Direct Store Delivery Consolidation**. Uniquely packed, store-specific cases cross-docked through the RDCs.
- **DSV** - **Drop Ship Vendor**. Suppliers ship directly to customer or site-to-store, bypassing the Walmart Distribution Centers.
- **GEM** - **Global Enterprise Mailbox**. Multipurpose tool for AS2 communication setup, mailbox maintenance and document testing.
- **GNFR** - **Goods Not For Resale**. Items shipped to Walmart that are not meant for sale to customers, including signage, fixtures, etc.
- **GLN** - **Global Location Number**. A numerical value used to identify a specific location (Stores/DCs)
- **OMS** - **Order Management System**. A tool with various functionalities used to support order generation and maintenance.
- **PFS** - **Pay From Scan**. Product is shipped to Walmart and payment is made after the merchandise is sold at the stores.
- **POS** - **Point of Sale Inventory**. An inventory order originated by a Walmart store and sent to a Supplier for fulfillment. Replenishment uses Store level on hands and forecasted sales to generate an order for a store.
- **RDC** - **Regional Distribution Center**. Walmart has several RDCs which process freight in full pallet quantities, individual conveyable and non-conveyable case quantities, and break pack quantities.
- **UOM** - **Unit of Measurement**. Defines how items are shown on orders as either eaches or cases. Eaches refers to the total number of selling units and cases refers to the total number of warehouse packs ordered by the stores.
- **WFS** - **Walmart Fulfillment Services**. Sellers ship product to Walmart for fulfillment when a customer places an order.
- **VMI** - **Vendor Managed Inventory**. An inventory order originated by a Supplier or other vendor to fulfill inventory in a Walmart store.
- **SRR** - **Shortage Recovery Rate**. Is a calculation that represents shortages of items that were sent on the ASN, but were not physically present on the audit.
- **EDI** - **Electronic Data Interchange**. This is the electronic communication of information between businesses, i.e. Walmart and Suppliers.

EDI Documentation:

- **EDI 850** - **Purchase Order**. Used to place an order for goods or services. It generally provides the same information found on a paper Purchase Order (PO), including items, prices, quantities, and shipping details.
- **EDI 856** - **Advance Ship Notice or Advanced Shipment Notification**. Often abbreviated to ASN, this is an electronic notification of a pending delivery, similar to a packing list.
- **EDI 824** - **ASN Errors**. EDI document sent to detail errors from an ASN. This document is automatically generated and sent to DSDC Suppliers to inform them when their ASN is rejected.
- **EDI 997** - **Functional Acknowledgment**. This serves as a response, or electronic receipt, between EDI transactions. It's an alert that tells the sender that the receiver has accepted the EDI data. When a Supplier sends Walmart an ASN, Walmart sends back an EDI 997 to acknowledge receipt of the document. This document also alerts Suppliers that their EDI 856 ASN was rejected and provides a reason for the rejection.
- **EDI 810** - **Invoice**. This is the electronic version of a paper invoice. It is sent in response to an EDI 850 Purchase Order as a request for payment once the goods have shipped or services are provided.
- **EDI 864** - **Text Message**. This is a text message sent to detail errors on the EDI 810.