HIGH-SPEED MULTISERVICE TEST MODULE

SCPI Commands

Power Blazer/NetBlazer

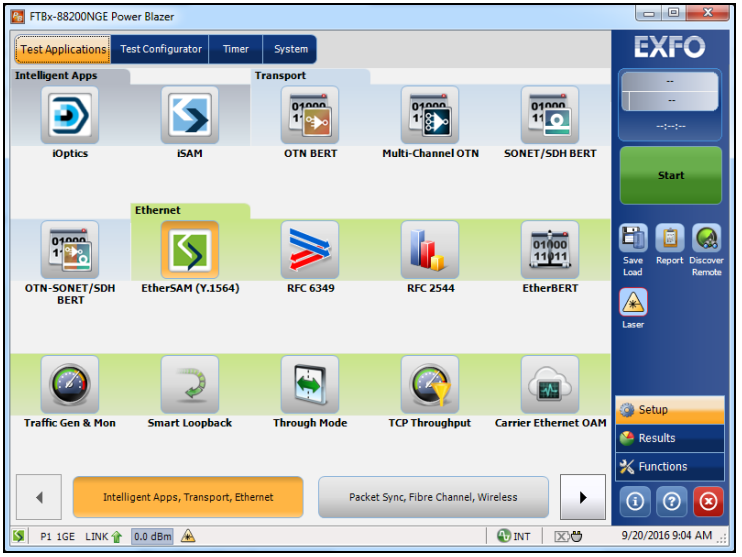

Copyright © 2013–2020 EXFO Inc. All rights reserved. No part of this publication may be reproduced, stored in a retrieval system or transmitted in any form, be it electronically, mechanically, or by any other means such as photocopying, recording or otherwise, without the prior written permission of EXFO Inc. (EXFO).

Information provided by EXFO is believed to be accurate and reliable. However, no responsibility is assumed by EXFO for its use nor for any infringements of patents or other rights of third parties that may result from its use. No license is granted by implication or otherwise under any patent rights of EXFO.

EXFO's Commerce And Government Entities (CAGE) code under the North Atlantic Treaty Organization (NATO) is 0L8C3.

The information contained in this publication is subject to change without notice.

Trademarks

EXFO's trademarks have been identified as such. However, the presence or absence of such identification does not affect the legal status of any trademark.

Units of Measurement

Units of measurement in this publication conform to SI standards and practices.

July 27, 2020

Software versions:
Power Blazer: 1.70
NetBlazer: 2.70

Document version: 26.0.0.1

Contents

1 Introducing the 88xx/8xx SCPI Commands 1
Conventions 2

2 Getting Started 3
Dual Port Topology and Multi-Port Test 6

3 Communicating Through TCP/IP over Telnet 7
Introducing TCP/IP over Telnet 7
Features 8
Configuring Your Unit and Modules to Work With TCP/IP over Telnet 8
Executing SCPI Commands Over Telnet 14
Accessing Modules 20
Internal Commands of the TCP/IP over Telnet Protocol 22
ABORT BEGIN 22
BEGIN and END 23
CLOSE 25
CLOSE LINS 26
CONNECT LINS 28
KILL LINS 30
STATUS CLIENT 32
STATUS CONNECTION 32
STATUS MODULE 33
WHO M I? 33

4 SCPI Command List - General 35
Delay Between SCPI Commands 35
Standard or T.50 Control Characters for Trace Message Commands 35
Date/Time Format 35
Test Applications 35
Status Bar 35
Global Indicator 36
Start/Stop/TX Button 36
Reset Button 36
Save/Load Button 36
Laser Button 36
Discover Remote Button 36
Lpbk Tool Button 37
Discover Remote Button 37
Lpbk Tool Button (Loopback Tool) 39
Lpbk Tool Button (Interface) 40
About (i) Button 42

5 SCPI Command List - Setup 43
List of Pages 43
1588 PTP 46
BERT and Unframed BERT (Transport) 49
BERT and Unframed BERT (CPRI/OBSAI) 53
BERT and Unframed BERT (eCPRI) 56
BERT (FlexE) 58
Cable Test 60
CFP4/CFP8/OSFP/QSFP/SFP/SFP+/SFP28 61
Clients - Path OAM 64
Clients - Profile 67
Clock 68
Device Under Test (iOptics) 71
EtherBERT and Unframed BERT 72
EtherSAM - Burst 77
EtherSAM - Global 78
EtherSAM - Ramp 80
FC BERT 81
Fibre Channel 83
FlexE Group 85
FlexO/OTN 86
FTFL/PT 87
Frequency 90
GFP-F/GFP-T 92
Interface (Ethernet, Packet Sync, Fibre Channel, and Wireless) 93
Labels 99
Link OAM 100
MAC/IP/UDP 102
Modify Structure (Transport) 108
Modify Structure (Ethernet) 110
Modify Structure (Sync) 112
Modify Structure (Fibre Channel) 113
Modify Structure (Wireless) 114
Network 115
ODU Channels - Global 118
RFC 2544 - Global 120
RFC 2544 - Subtests 122
RFC 6349 125
S-OAM and MPLS-TP OAM 128
Services - Global 133
Services - Profile 135
Signal (Transport) 137

Signal - Signal Configuration (DSn/PDH) 140
Signal - Signal Configuration (OTN) 143
Signal - Signal Configuration (SONET/SDH) 144
Signal Auto-Detect 146
Smart Loopback 147
Streams - Global 148
Streams - Profile 151
SyncE 154
System / System - General 156
System - GNSS 157
TA/TA4-... 159
Test Configurator 160
Test Sequence (iOptics) 161
TCP Throughput 162
Timer 164
Traces (OTN) 165
Traces (SONET/SDH) 171
Traces/PT (FlexO) 174

6 SCPI Command List - Results 177
List of Pages 177
Alarms/Errors 179
FEC Statistics 244
FTFL/PT 246
GFP-F/GFP-T 248
Labels 249
Link OAM 250
Logger and Alarms/Errors Logger 251
Messages 252
MPLS 253
OTL-SDT 254
Performance Monitoring 255
PTP Stats 256
Quality Level (1588 PTP) 258
Quality Level (SyncE) 259
S-OAM and MPLS-TP OAM 261
SDT (Multi-Channel OTN) 266
Service Configuration - Burst 268
Service Configuration - Ramp 269
Service Performance 270
Streams - Frame Loss / Out-of-Sequence 272
Streams - Jitter 273
Streams - Latency 274
Streams - Throughput 275
Summary / Client Summary 276
Summary (1588 PTP) 280
Summary (Cable Test) 281
Summary (CPRI/OBSAI BERT) 283
Summary (EtherBERT) 286
Summary (EtherSAM) 290
Summary (FC BERT) 292
Summary (FlexE BERT) 293
Summary (FlexE BERT) - Client Summary 295
Summary (FlexE BERT) - Path OAM 296
Summary (FlexO BERT) 298
Summary (iOptics) 299
Summary (Link OAM) 301
Summary (Multi-Channel OTN) 302
Summary (NI/CSU Emulation) 303
Summary (RFC 2544) 304
Summary (RFC 6349) 306

Summary (Smart Loopback) 308
Summary (S-OAM and MPLS-TP OAM) 309
Summary (SyncE) 311
Summary (TCP Throughput) 313
Summary (Through Mode) 315
Summary (Traffic Gen & Mon) 316
Traces - OTN 317
Traces - SONET/SDH 323
Traces/PT (FlexO) 326
Traffic - Ethernet 329
Traffic - Flow Control 331
Traffic - OAM, S-OAM, and MPLS-TP OAM 332
Traffic - Path OAM 333
WIS 334

7 SCPI Command List - Functions 335

List of Pages 335
40/100/400G Advanced - CFP4/CFP8/OSFP/QSFP Control 337
40/100/400G Advanced - Lanes Mapping & Skew 339
APS 340
Client Offset 342
FDL - Bit-Oriented Message 343
FDL - Performance Report Message 344
FEAC 346
Filters 348
FlexE Advanced 353
OH BERT 354
GMP 356
OH - GFP-F/GFP-T 357
OH - OTN 359
OH - SONET/SDH 361
OH - FlexE 363
Packet Capture 366
Ping & Trace Route 368
Pointer Adjustment 371
RTD 374
RTD/RTT (CPRI Framed L2) 375
S-OAM Link Trace 376
Signaling Bits 377
Spare Bits 378
Traffic Scan 379

8 SCPI Command List - Pop-Up 381
List of Pop-Up 381
Bulk Read 383
Bulk Write 383
Config TCM 384
Configure Per Frame Size 385
Copy Service 386
Copy Stream 387
DS1 Loopback 388
Filter Configuration 389
FlexE Calendar 394
Grand Master Information 395
IPv6 Address Configuration 396
Laser ON/OFF Button 399
Manual Mapping 400
Manual Skew 401
Modify DS0 402
Modify Frame Structure 404
Modify Tributary Slots/Port 406
Modify Trib Slots/Channels (Multi-Channel OTN) 407
Modify Wavelength 408
Profile (Services) 409
Profile (Stream) 410
Reset/Manual Skew 411
Shaping 412
Stream (Summary) 413
Thresholds (FEC Degraded SER) 414
Thresholds (RFC 2544) 415
Thresholds (S-OAM) 416
TOS/DS Configuration 417
Triggered Frame Details 418

9 SCPI Command Reference 419
Test Information and Control 420
:CONFig:DATA:TELecom:LOAD 420
:CONFig:DATA:TELecom:SAVE 421
:CONFig:TIMe:FORMat 422
:CONFig:TIMe:FORMat? 423
:CONFig:WAIT:TIME 424
:FETCh:DATA:TELecom:AlarmERRor:CURRent? 425
:FETCh:DATA:TELecom:AlarmERRor:HISTory? 426
:FETCh:DATA:TELecom:MODule:DETails:AHRevision? 427
:FETCh:DATA:TELecom:MODule:DETails:CDATe? 428

:FETCh:DATA:TELecom:MODule:DETails:MID? 429
:FETCh:DATA:TELecom:MODule:DETails:SNUMber? 430
:FETCh:DATA:TELecom:MODule:DETails:SPVersion? 431
:FETCh:DATA:TELecom:OPTical:LIVE:POWer:STATus? 432
:FETCh:DATA:TELecom:OPTical:LIVE:POWer? 433
:FETCh:DATA:TELecom:TEST:TIME? 434
:OUTPut:TELecom:LASer 435
:OUTPut:TELecom:LASer? 436
:SOURce:DATA:TELecom:ControlCHAracter:MODE 437
:SOURce:DATA:TELecom:ControlCHAracter:MODE? 438
:SOURce:DATA:TELecom:ETHernet:STReam:STATus 439
:SOURce:DATA:TELecom:ETHernet:STReam:STATus? 440
:SOURce:DATA:TELecom:RESet 441
:SOURce:DATA:TELecom:SONet:TEST:TYPE 442
:SOURce:DATA:TELecom:SONet:TEST:TYPE? 443
:SOURce:DATA:TELecom:TEST 444
:SOURce:DATA:TELecom:TEST:TYPE 445
:SOURce:DATA:TELecom:TEST:TYPE? 447
:SOURce:DATA:TELecom:TEST? 450
Test Configurator 451
:FETCh:DATA:TELecom:OPTical:MODule:STATus? 451
Modify Structure 452
:FETCh:DATA:TELecom:DSNPdh:CLIent? 452
:FETCh:DATA:TELecom:DSNPdh:TYPE? 453
:FETCh:DATA:TELecom:SDHSonet:CLIent? 455
:FETCh:DATA:TELecom:SDHSonet:FRAMing? 456
:SENSe:DATA:TELecom:ETHernet:PORT:TRANsceiver 457
:SENSe:DATA:TELecom:ETHernet:PORT:TRANsceiver? 458
:SENSe:DATA:TELecom:ITYPe 459
:SENSe:DATA:TELecom:ITYPe? 460
:SENSe:DATA:TELecom:SDHSonet:MULTiplex:TYPE 461
:SENSe:DATA:TELecom:SDHSonet:MULTiplex:TYPE? 463
:SOURce:DATA:TELecom:CPRI:EMULation:MODE 465
:SOURce:DATA:TELecom:CPRI:EMULation:MODE? 466
:SOURce:DATA:TELecom:CPRI:FRAMing:TYPE 467
:SOURce:DATA:TELecom:CPRI:FRAMing:TYPE? 468
:SOURce:DATA:TELecom:CPRI:OBSai:VENDor:TYPE 469
:SOURce:DATA:TELecom:CPRI:OBSai:VENDor:TYPE? 470
:SOURce:DATA:TELecom:DSNPdh:TYPE 471
:SOURce:DATA:TELecom:DSNPdh:TYPE? 473
:SOURce:DATA:TELecom:ETHernet:BERT:FRAMing 475
:SOURce:DATA:TELecom:ETHernet:BERT:FRAMing? 476
:SOURce:DATA:TELecom:ETHernet:PHY:TYPE 477
:SOURce:DATA:TELecom:ETHernet:PHY:TYPE? 478
:SOURce:DATA:TELecom:ETHernet:PORT:TRANsceiver 479
:SOURce:DATA:TELecom:ETHernet:PORT:TRANsceiver? 481
:SOURce:DATA:TELecom:ETHernet:SLOopback:TRANsparent:MODE:ENABle 483
:SOURce:DATA:TELecom:ETHernet:SLOopback:TRANsparent:MODE:ENABle? 484

:SOURce:DATA:TELecom:FETHernet:GROup:PTYPe ... 485
:SOURce:DATA:TELecom:FETHernet:GROup:PTYPe? ... 486
:SOURce:DATA:TELecom:FETHernet:PORT:SELection ... 487
:SOURce:DATA:TELecom:FETHernet:PORT:SELection? ... 488
:SOURce:DATA:TELecom:ITYPe ... 489
:SOURce:DATA:TELecom:ITYPe? ... 491
:SOURce:DATA:TELecom:LANE ... 493
:SOURce:DATA:TELecom:LANE? ... 494
:SOURce:DATA:TELecom:ODU:TYPE ... 495
:SOURce:DATA:TELecom:ODU:TYPE? ... 500
:SOURce:DATA:TELecom:OPTical:PORT:LTYPe ... 505
:SOURce:DATA:TELecom:OPTical:PORT:LTYPe? ... 506
:SOURce:DATA:TELecom:OTN:CLIent ... 507
:SOURce:DATA:TELecom:OTN:CLIent? ... 508
:SOURce:DATA:TELecom:OTN:FRAMing ... 509
:SOURce:DATA:TELecom:OTN:FRAMing? ... 510
:SOURce:DATA:TELecom:OTN:MULTiplex:ITYPe ... 511
:SOURce:DATA:TELecom:OTN:MULTiplex:ITYPe? ... 512
:SOURce:DATA:TELecom:PORT ... 513
:SOURce:DATA:TELecom:PORT? ... 514
:SOURce:DATA:TELecom:SDHSonet:MULTiplex:TYPE ... 515
:SOURce:DATA:TELecom:SDHSonet:MULTiplex:TYPE? ... 516
:SOURce:DATA:TELecom:SOAM:TYPE ... 517
:SOURce:DATA:TELecom:SOAM:TYPE? ... 518
:SOURce:DATA:TELecom:TOPology ... 519
:SOURce:DATA:TELecom:TOPology? ... 520
Clock ... 521
:INPut:TELecom:BACKplane:CLOCk ... 521
:INPut:TELecom:BACKplane:CLOCk? ... 522
:INPut:TELecom:BACKplane:STATus? ... 523
:INPut:TELecom:BCLock:ENABle ... 524
:INPut:TELecom:BCLock:ENABle? ... 525
:INPut:TELecom:CLOCk:ALARm:STATus? ... 526
:INPut:TELecom:CODE ... 527
:INPut:TELecom:CODE? ... 528
:INPut:TELecom:COUTput:FREQuency? ... 529
:INPut:TELecom:COUTput:SOURce ... 530
:INPut:TELecom:COUTput:SOURce? ... 531
:INPut:TELecom:COUTput:STATus? ... 532
:INPut:TELecom:FRAMing ... 533
:INPut:TELecom:FRAMing? ... 534
:INPut:TELecom:LBO ... 535
:INPut:TELecom:LBO? ... 536
:INPut:TELecom:LEVel ... 537
:INPut:TELecom:LEVel? ... 538
:INPut:TELecom:TRIButary:CLOCk ... 539
:INPut:TELecom:TRIButary:CLOCk? ... 540
:OUTPut:TELecom:CLOCk:ALARm:STATus? ... 541

:OUTPut:TELecom:CLOCk:FREQuency:OFFSet? 542
:OUTPut:TELecom:CLOCk:FREQuency? 543
:OUTPut:TELecom:CODE 544
:OUTPut:TELecom:CODE? 545
:OUTPut:TELecom:FRAMing 546
:OUTPut:TELecom:FRAMing? 547
:OUTPut:TELecom:LEVel 548
:OUTPut:TELecom:LEVel? 549
:OUTPut:TELecom:TERMination 550
:OUTPut:TELecom:TERMination? 551
CFP4/CFP8/QSFP/SFP/SFP+ 552
:SENSe:DATA:TELecom:OPTical:CFP:CLEI:PRESence? 552
:SENSe:DATA:TELecom:OPTical:CFP:CONNector:TYPE? 553
:SENSe:DATA:TELecom:OPTical:CFP:FIRMware:VERSion? 554
:SENSe:DATA:TELecom:OPTical:CFP:HLANe:SSPec? 555
:SENSe:DATA:TELecom:OPTical:CFP:LRATio:TYPE? 556
:SENSe:DATA:TELecom:OPTical:CFP:MODE? 557
:SENSe:DATA:TELecom:OPTical:CFP:MODule:ID? 558
:SENSe:DATA:TELecom:OPTical:CFP:PART:NUMBer? 559
:SENSe:DATA:TELecom:OPTical:CFP:POWer:CLASs? 560
:SENSe:DATA:TELecom:OPTical:CFP:REVision? 561
:SENSe:DATA:TELecom:OPTical:CFP:SCODe:CODing? 562
:SENSe:DATA:TELecom:OPTical:CFP:SCODe:MODulation? 563
:SENSe:DATA:TELecom:OPTical:CFP:SERial:NUMBer? 564
:SENSe:DATA:TELecom:OPTical:CFP:SPEed? 565
:SENSe:DATA:TELecom:OPTical:CFP:TYPE? 566
:SENSe:DATA:TELecom:OPTical:CFP:VENDor:NAMe? 567
:SENSe:DATA:TELecom:OPTical:CFP:WDM:TYPE? 568
:SENSe:DATA:TELecom:OPTical:OSFP:CLEi:CODe? 569
:SENSe:DATA:TELecom:OPTical:OSFP:CONNector:TYPe? 570
:SENSe:DATA:TELecom:OPTical:OSFP:MODE? 571
:SENSe:DATA:TELecom:OPTical:OSFP:MODule:ID? 572
:SENSe:DATA:TELecom:OPTical:OSFP:PART:NUMBer? 573
:SENSe:DATA:TELecom:OPTical:OSFP:POWer:CLASs? 574
:SENSe:DATA:TELecom:OPTical:OSFP:REVision:COMPliance? 575
:SENSe:DATA:TELecom:OPTical:OSFP:REVision? 576
:SENSe:DATA:TELecom:OPTical:OSFP:SERial:NUMBer? 577
:SENSe:DATA:TELecom:OPTical:OSFP:SPEed? 578
:SENSe:DATA:TELecom:OPTical:OSFP:TYPe? 579
:SENSe:DATA:TELecom:OPTical:OSFP:VENDor:NAMe? 580
:SENSe:DATA:TELecom:OPTical:QSFP:CLEI:CODE? 581
:SENSe:DATA:TELecom:OPTical:QSFP:CONNector:TYPE? 582
:SENSe:DATA:TELecom:OPTical:QSFP:MODE? 583
:SENSe:DATA:TELecom:OPTical:QSFP:MODule:ID? 584
:SENSe:DATA:TELecom:OPTical:QSFP:PART:NUMBer? 585
:SENSe:DATA:TELecom:OPTical:QSFP:POWer:CLASs? 586
:SENSe:DATA:TELecom:OPTical:QSFP:REVision:COMPliance? 587
:SENSe:DATA:TELecom:OPTical:QSFP:REVision? 588

:SENSe:DATA:TELecom:OPTical:QSFP:SERial:NUMBer? 589
:SENSe:DATA:TELecom:OPTical:QSFP:SPEed? 590
:SENSe:DATA:TELecom:OPTical:QSFP:TYPE? 591
:SENSe:DATA:TELecom:OPTical:QSFP:VENDor:NAMe? 592
:SENSe:DATA:TELecom:OPTical:SFP:CONNector:TYPE? 593
:SENSe:DATA:TELecom:OPTical:SFP:MODE? 594
:SENSe:DATA:TELecom:OPTical:SFP:MODule:ID? 595
:SENSe:DATA:TELecom:OPTical:SFP:PART:NUMBer? 596
:SENSe:DATA:TELecom:OPTical:SFP:POWer:CLASs? 597
:SENSe:DATA:TELecom:OPTical:SFP:REVision? 598
:SENSe:DATA:TELecom:OPTical:SFP:SERial:NUMBer? 599
:SENSe:DATA:TELecom:OPTical:SFP:SPEed? 600
:SENSe:DATA:TELecom:OPTical:SFP:TYPE? 601
:SENSe:DATA:TELecom:OPTical:SFP:VENDor:NAMe? 602
:SENSe:DATA:TELecom:OPTical:SFP:WAVelength? 603
:SENSe:DATA:TELecom:OPTical:SLTool:SFP:CONNector:TYPE? 604
:SENSe:DATA:TELecom:OPTical:SLTool:SFP:MODE? 605
:SENSe:DATA:TELecom:OPTical:SLTool:SFP:MODule:ID? 606
:SENSe:DATA:TELecom:OPTical:SLTool:SFP:PART:NUMBer? 607
:SENSe:DATA:TELecom:OPTical:SLTool:SFP:REVision? 608
:SENSe:DATA:TELecom:OPTical:SLTool:SFP:SERial:NUMBer? 609
:SENSe:DATA:TELecom:OPTical:SLTool:SFP:SPEed? 610
:SENSe:DATA:TELecom:OPTical:SLTool:SFP:TYPE? 611
:SENSe:DATA:TELecom:OPTical:SLTool:SFP:VENDor:NAMe? 612
:SENSe:DATA:TELecom:OPTical:SLTool:SFP:WAVelength? 613
Signal - Signal Configuration (DSn/PDH) - Modify DS0 614
:SENSe:DATA:TELecom:DS[1..n]:PAYLoad:CONTent 614
:SENSe:DATA:TELecom:DS[1..n]:PAYLoad:CONTent? 615
:SENSe:DATA:TELecom:PDH:E[1..n]:PAYLoad:CONTent 616
:SENSe:DATA:TELecom:PDH:E[1..n]:PAYLoad:CONTent? 617
:SOURce:DATA:TELecom:DS[1..n]:MODE 618
:SOURce:DATA:TELecom:DS[1..n]:MODE? 619
:SOURce:DATA:TELecom:DS[1..n]:PAYLoad:CONTent 620
:SOURce:DATA:TELecom:DS[1..n]:PAYLoad:CONTent:ALL 621
:SOURce:DATA:TELecom:DS[1..n]:PAYLoad:CONTent:TYPE 622
:SOURce:DATA:TELecom:DS[1..n]:PAYLoad:CONTent:TYPE? 623
:SOURce:DATA:TELecom:DS[1..n]:PAYLoad:CONTent? 624
:SOURce:DATA:TELecom:DS[1..n]:PAYLoad:IDLE 625
:SOURce:DATA:TELecom:DS[1..n]:PAYLoad:IDLE? 626
:SOURce:DATA:TELecom:DS[1..n]:PAYLoad:TONE 627
:SOURce:DATA:TELecom:DS[1..n]:PAYLoad:TONE? 628
:SOURce:DATA:TELecom:DS[1..n]:SYNC:TXRX 629
:SOURce:DATA:TELecom:DS[1..n]:SYNC:TXRX? 630
:SOURce:DATA:TELecom:DS[1..n]:ZCS 631
:SOURce:DATA:TELecom:DS[1..n]:ZCS? 632
:SOURce:DATA:TELecom:PDH:E[1..n]:MODE 633
:SOURce:DATA:TELecom:PDH:E[1..n]:MODE? 634
:SOURce:DATA:TELecom:PDH:E[1..n]:PAYLoad:CONTent 635

:SOURce:DATA:TELecom:PDH:E[1..n]:PAYLoad:CONTent:ALL 636
:SOURce:DATA:TELecom:PDH:E[1..n]:PAYLoad:CONTent:TYPE 637
:SOURce:DATA:TELecom:PDH:E[1..n]:PAYLoad:CONTent:TYPE? 638
:SOURce:DATA:TELecom:PDH:E[1..n]:PAYLoad:CONTent? 639
:SOURce:DATA:TELecom:PDH:E[1..n]:PAYLoad:IDLE 640
:SOURce:DATA:TELecom:PDH:E[1..n]:PAYLoad:IDLE? 641
:SOURce:DATA:TELecom:PDH:E[1..n]:PAYLoad:TONE 642
:SOURce:DATA:TELecom:PDH:E[1..n]:PAYLoad:TONE? 643
:SOURce:DATA:TELecom:PDH:E[1..n]:SYNC:TXRX 644
:SOURce:DATA:TELecom:PDH:E[1..n]:SYNC:TXRX? 645
:SOURce:DATA:TELecom:PDH:E[1..n]:ZCS 646
:SOURce:DATA:TELecom:PDH:E[1..n]:ZCS? 647
Interface (Ethernet, Packet Sync, Fibre Channel, and Wireless) 648
:FETCh:DATA:TELecom:CPRI:OBSai:LINK:LIVE? 648
:FETCh:DATA:TELecom:CPRI:OBSai:RPFRame:ADDRess:PTARget? 649
:FETCh:DATA:TELecom:CPRI:OBSai:RPFRame:MESSages:KMG? 650
:FETCh:DATA:TELecom:CPRI:OBSai:RPFRame:MESSages:MMG? 651
:FETCh:DATA:TELecom:CPRI:OBSai:RPFRame:MESSages:NMG? 652
:FETCh:DATA:TELecom:CPRI:OBSai:RXSeed? 653
:FETCh:DATA:TELecom:CPRI:OBSai:STATe:RECeive:LIVE? 654
:FETCh:DATA:TELecom:CPRI:OBSai:STATe:TRANsmit:LIVE? 655
:FETCh:DATA:TELecom:CPRI:PORT:ETHernet:RATE? 656
:FETCh:DATA:TELecom:CPRI:PORT:FSYNc:STATus? 657
:FETCh:DATA:TELecom:CPRI:PORT:LINK:STATus? 658
:FETCh:DATA:TELecom:CPRI:PORT:SSTate? 659
:FETCh:DATA:TELecom:ETHernet:ALARm:LINK? 660
:FETCh:DATA:TELecom:ETHernet:FEC:ALARm:LINK? 662
:FETCh:DATA:TELecom:ETHernet:LINK:LRATe:GLOBal:STATus? 663
:FETCh:DATA:TELecom:ETHernet:PORT:BANDwidth? 664
:FETCh:DATA:TELecom:ETHernet:PORT:DUPLex? 665
:FETCh:DATA:TELecom:ETHernet:PORT:FCONtrol? 666
:FETCh:DATA:TELecom:ETHernet:PORT:LOCal:CLOCk? 667
:FETCh:DATA:TELecom:ETHernet:WIS:ALARm:LINK? 668
:FETCh:DATA:TELecom:FIBer:LINK? 669
:FETCh:DATA:TELecom:LINK:GLOBal:STATus? 670
:SENSe:DATA:TELecom:CPRI:PORT:ETHernet:RATE? 671
:SENSe:DATA:TELecom:CPRI:PORT:HDLC:RATE? 672
:SENSe:DATA:TELecom:CPRI:PORT:PROTocol:VERSion? 673
:SOURce:DATA:TELecom:CPRI:FEC:ENABle 674
:SOURce:DATA:TELecom:CPRI:FEC:ENABle? 675
:SOURce:DATA:TELecom:CPRI:OBSai:FCBGen 676
:SOURce:DATA:TELecom:CPRI:OBSai:FCBGen? 677
:SOURce:DATA:TELecom:CPRI:OBSai:FTIDle 678
:SOURce:DATA:TELecom:CPRI:OBSai:FTIDle? 679
:SOURce:DATA:TELecom:CPRI:OBSai:RPFRame:ADDRess:MISMatch 680
:SOURce:DATA:TELecom:CPRI:OBSai:RPFRame:ADDRess:MISMatch? 681
:SOURce:DATA:TELecom:CPRI:OBSai:RPFRame:ADDRess:SOURce 682
:SOURce:DATA:TELecom:CPRI:OBSai:RPFRame:ADDRess:SOURce? 683

:SOURce:DATA:TELecom:CPRI:OBSai:RPFRame:ADDRess:TARGet 684
:SOURce:DATA:TELecom:CPRI:OBSai:RPFRame:ADDRess:TARGet? 685
:SOURce:DATA:TELecom:CPRI:OBSai:RPFRame:MESSages:TYPE 686
:SOURce:DATA:TELecom:CPRI:OBSai:RPFRame:MESSages:TYPE? 687
:SOURce:DATA:TELecom:CPRI:OBSai:SCRamble 688
:SOURce:DATA:TELecom:CPRI:OBSai:SCRamble? 689
:SOURce:DATA:TELecom:CPRI:OBSai:TXSeed 690
:SOURce:DATA:TELecom:CPRI:OBSai:TXSeed? 691
:SOURce:DATA:TELecom:CPRI:PORT:CMCHannel 692
:SOURce:DATA:TELecom:CPRI:PORT:CMCHannel? 693
:SOURce:DATA:TELecom:CPRI:PORT:HDLC:RATE 694
:SOURce:DATA:TELecom:CPRI:PORT:HDLC:RATE? 695
:SOURce:DATA:TELecom:CPRI:PORT:PROTocol 696
:SOURce:DATA:TELecom:CPRI:PORT:PROTocol? 697
:SOURce:DATA:TELecom:CPRI:PORT:SUBChannel 698
:SOURce:DATA:TELecom:CPRI:PORT:SUBChannel? 699
:SOURce:DATA:TELecom:CPRI:UNFRamed:SCRamble:ENABle 700
:SOURce:DATA:TELecom:CPRI:UNFRamed:SCRamble:ENABle? 701
:SOURce:DATA:TELecom:ETHernet:FEC:DSER:ENABle 702
:SOURce:DATA:TELecom:ETHernet:FEC:DSER:ENABle? 703
:SOURce:DATA:TELecom:ETHernet:FEC:DSER:THReshold:ACTIvate 704
:SOURce:DATA:TELecom:ETHernet:FEC:DSER:THReshold:ACTIvate? 705
:SOURce:DATA:TELecom:ETHernet:FEC:DSER:THReshold:DEACtivate 706
:SOURce:DATA:TELecom:ETHernet:FEC:DSER:THReshold:DEACtivate? 707
:SOURce:DATA:TELecom:ETHernet:FEC:DSER:THReshold:INTErval 708
:SOURce:DATA:TELecom:ETHernet:FEC:DSER:THReshold:INTErval? 709
:SOURce:DATA:TELecom:ETHernet:FEC:ENABle 710
:SOURce:DATA:TELecom:ETHernet:FEC:ENABle? 711
:SOURce:DATA:TELecom:ETHernet:HRATe:RFE:ENABle 712
:SOURce:DATA:TELecom:ETHernet:HRATe:RFE:ENABle? 713
:SOURce:DATA:TELecom:ETHernet:LRATe:RFE:ENABle 714
:SOURce:DATA:TELecom:ETHernet:LRATe:RFE:ENABle? 715
:SOURce:DATA:TELecom:ETHernet:PORT:ANEGotiation:BANDwidth 716
:SOURce:DATA:TELecom:ETHernet:PORT:ANEGotiation:BANDwidth? 717
:SOURce:DATA:TELecom:ETHernet:PORT:ANEGotiation:DUPLex 718
:SOURce:DATA:TELecom:ETHernet:PORT:ANEGotiation:DUPLex? 719
:SOURce:DATA:TELecom:ETHernet:PORT:ANEGotiation:FCONtrol 720
:SOURce:DATA:TELecom:ETHernet:PORT:ANEGotiation:FCONtrol? 721
:SOURce:DATA:TELecom:ETHernet:PORT:BANDwidth 722
:SOURce:DATA:TELecom:ETHernet:PORT:BANDwidth? 723
:SOURce:DATA:TELecom:ETHernet:PORT:CABLe:MODE 724
:SOURce:DATA:TELecom:ETHernet:PORT:CABLe:MODE:STATus 725
:SOURce:DATA:TELecom:ETHernet:PORT:CABLe:MODE:STATus? 726
:SOURce:DATA:TELecom:ETHernet:PORT:CABLe:MODE? 727
:SOURce:DATA:TELecom:ETHernet:PORT:DUPLex 728
:SOURce:DATA:TELecom:ETHernet:PORT:DUPLex? 729
:SOURce:DATA:TELecom:ETHernet:PORT:FCONtrol 730
:SOURce:DATA:TELecom:ETHernet:PORT:FCONtrol? 731

:SOURce:DATA:TELecom:ETHernet:PORT:LOCal:CLOCk ... 732
:SOURce:DATA:TELecom:ETHernet:PORT:LOCal:CLOCk? ... 733
:SOURce:DATA:TELecom:ETHernet:PORT:NEGotiation ... 734
:SOURce:DATA:TELecom:ETHernet:PORT:NEGotiation? ... 735
:SOURce:DATA:TELecom:ETHernet:RSFec ... 736
:SOURce:DATA:TELecom:ETHernet:RSFec? ... 737
:SOURce:DATA:TELecom:ETHernet:WIS:PATH:LABel ... 738
:SOURce:DATA:TELecom:ETHernet:WIS:PATH:LABel? ... 739
:SOURce:DATA:TELecom:ETHernet:WIS:TRACe ... 740
:SOURce:DATA:TELecom:ETHernet:WIS:TRACe? ... 741
:SOURce:DATA:TELecom:FETHernet:GROup:PNUMber ... 742
:SOURce:DATA:TELecom:FETHernet:GROup:PNUMber? ... 743
:SOURce:DATA:TELecom:FIBer:PSP ... 744
:SOURce:DATA:TELecom:FIBer:PSP? ... 745
:SOURce:DATA:TELecom:FOTN:FEC ... 746
:SOURce:DATA:TELecom:FOTN:FEC? ... 747
:SOURce:DATA:TELecom:FOTN:INSTance:IDentifier ... 748
:SOURce:DATA:TELecom:FOTN:INSTance:IDentifier? ... 749
Signal (Transport) ... 750
:SENSe:DATA:TELecom:CODE ... 750
:SENSe:DATA:TELecom:CODE? ... 751
:SENSe:DATA:TELecom:ELECtrical:PORT:FREQuency:NEGative? ... 752
:SENSe:DATA:TELecom:ELECtrical:PORT:FREQuency:OFFSet:VALue? ... 753
:SENSe:DATA:TELecom:ELECtrical:PORT:FREQuency:POSitive? ... 754
:SENSe:DATA:TELecom:ELECtrical:PORT:FREQuency? ... 755
:SENSe:DATA:TELecom:ELECtrical:RX:AMPLitude:MAXimum? ... 756
:SENSe:DATA:TELecom:ELECtrical:RX:AMPLitude:MINimum? ... 757
:SENSe:DATA:TELecom:ELECtrical:RX:AMPLitude? ... 758
:SENSe:DATA:TELecom:ELECtrical:RX:POWer:MAXimum? ... 759
:SENSe:DATA:TELecom:ELECtrical:RX:POWer:MINimum? ... 760
:SENSe:DATA:TELecom:ELECtrical:RX:POWer? ... 761
:SENSe:DATA:TELecom:LOFF ... 762
:SENSe:DATA:TELecom:LOFF? ... 763
:SENSe:DATA:TELecom:OPTical:LASer:WAVelength? ... 764
:SENSe:DATA:TELecom:OPTical:POWer:RANGe? ... 765
:SENSe:DATA:TELecom:OPTical:RX:POWer:MAXimum? ... 766
:SENSe:DATA:TELecom:OPTical:RX:POWer:MINimum? ... 767
:SENSe:DATA:TELecom:OPTical:RX:POWer? ... 768
:SENSe:DATA:TELecom:OPTical:TX:POWer? ... 769
:SENSe:DATA:TELecom:OPTical:WAVelength? ... 770
:SENSe:DATA:TELecom:TERMination ... 771
:SENSe:DATA:TELecom:TERMination? ... 772
:SOURce:DATA:TELecom:CODE ... 773
:SOURce:DATA:TELecom:CODE? ... 774
:SOURce:DATA:TELecom:ELECtrical:PORT:FREQuency:OFFSet ... 775
:SOURce:DATA:TELecom:ELECtrical:PORT:FREQuency:OFFSet:VALue ... 776
:SOURce:DATA:TELecom:ELECtrical:PORT:FREQuency:OFFSet:VALue? ... 777
:SOURce:DATA:TELecom:ELECtrical:PORT:FREQuency:OFFSet? ... 778

:SOURce:DATA:TELecom:ELECtrical:PORT:FREQuency? 779
:SOURce:DATA:TELecom:LBO 780
:SOURce:DATA:TELecom:LBO? 781
:SOURce:DATA:TELecom:OTN:BTRaffic:PT[1..n] 782
:SOURce:DATA:TELecom:OTN:BTRaffic:PT[1..n]? 783
:SOURce:DATA:TELecom:OTN:FEC 784
:SOURce:DATA:TELecom:OTN:FEC:FCA 785
:SOURce:DATA:TELecom:OTN:FEC:FCA? 786
:SOURce:DATA:TELecom:OTN:FEC? 787
:SOURce:DATA:TELecom:OTN:OTU[1..n]:E[1..n]:SCRambler 788
:SOURce:DATA:TELecom:OTN:OTU[1..n]:E[1..n]:SCRambler? 789
:SOURce:DATA:TELecom:OTN:OTU[1..n]:F:SCRambler 790
:SOURce:DATA:TELecom:OTN:OTU[1..n]:F:SCRambler? 791
:SOURce:DATA:TELecom:OTN:OTU[1..n]:SCRambler 792
:SOURce:DATA:TELecom:OTN:OTU[1..n]:SCRambler? 793
Frequency 794
:FETCh:DATA:TELecom:OPTical:PORT:FREQuency:OFFSet? 794
:SENSe:DATA:TELecom:OPTical:PORT:FREQuency:NEGative? 795
:SENSe:DATA:TELecom:OPTical:PORT:FREQuency:OFFSet:VALue? 796
:SENSe:DATA:TELecom:OPTical:PORT:FREQuency:POSitive? 797
:SENSe:DATA:TELecom:OPTical:PORT:FREQuency? 798
:SOURce:DATA:TELecom:OPTical:PORT:FREQuency:OFFSet 799
:SOURce:DATA:TELecom:OPTical:PORT:FREQuency:OFFSet:MAXimum 800
:SOURce:DATA:TELecom:OPTical:PORT:FREQuency:OFFSet:MAXimum? 801
:SOURce:DATA:TELecom:OPTical:PORT:FREQuency:OFFSet:METHod 802
:SOURce:DATA:TELecom:OPTical:PORT:FREQuency:OFFSet:METHod? 803
:SOURce:DATA:TELecom:OPTical:PORT:FREQuency:OFFSet:MINimum 804
:SOURce:DATA:TELecom:OPTical:PORT:FREQuency:OFFSet:MINimum? 805
:SOURce:DATA:TELecom:OPTical:PORT:FREQuency:OFFSet:VALue 806
:SOURce:DATA:TELecom:OPTical:PORT:FREQuency:OFFSet:VALue? 807
:SOURce:DATA:TELecom:OPTical:PORT:FREQuency:OFFSet? 808
:SOURce:DATA:TELecom:OPTical:PORT:FREQuency? 809
Traces (OTN) 810
:SENSe:DATA:TELecom:OTN:ODU[1..n]:E[1..n]:TCM[1..n]:TTI:DAPI:EXPected 810
:SENSe:DATA:TELecom:OTN:ODU[1..n]:E[1..n]:TCM[1..n]:TTI:DAPI:EXPected? 811
:SENSe:DATA:TELecom:OTN:ODU[1..n]:E[1..n]:TCM[1..n]:TTI:SAPI:EXPected 812
:SENSe:DATA:TELecom:OTN:ODU[1..n]:E[1..n]:TCM[1..n]:TTI:SAPI:EXPected? 813
:SENSe:DATA:TELecom:OTN:ODU[1..n]:E[1..n]:TCM[1..n]:TTI:TIM 814
:SENSe:DATA:TELecom:OTN:ODU[1..n]:E[1..n]:TCM[1..n]:TTI:TIM? 815
:SENSe:DATA:TELecom:OTN:ODU[1..n]:E[1..n]:TTI:DAPI:EXPected 816
:SENSe:DATA:TELecom:OTN:ODU[1..n]:E[1..n]:TTI:DAPI:EXPected? 817
:SENSe:DATA:TELecom:OTN:ODU[1..n]:E[1..n]:TTI:SAPI:EXPected 818
:SENSe:DATA:TELecom:OTN:ODU[1..n]:E[1..n]:TTI:SAPI:EXPected? 819
:SENSe:DATA:TELecom:OTN:ODU[1..n]:E[1..n]:TTI:TIM 820
:SENSe:DATA:TELecom:OTN:ODU[1..n]:E[1..n]:TTI:TIM? 821
:SENSe:DATA:TELecom:OTN:ODU[1..n]:F:TCM[1..n]:TTI:DAPI:EXPected 822
:SENSe:DATA:TELecom:OTN:ODU[1..n]:F:TCM[1..n]:TTI:DAPI:EXPected? 823
:SENSe:DATA:TELecom:OTN:ODU[1..n]:F:TCM[1..n]:TTI:SAPI:EXPected 824

:SENSe:DATA:TELecom:OTN:ODU[1..n]:F:TCM[1..n]:TTI:SAPI:EXPected? 825
:SENSe:DATA:TELecom:OTN:ODU[1..n]:F:TCM[1..n]:TTI:TIM 826
:SENSe:DATA:TELecom:OTN:ODU[1..n]:F:TCM[1..n]:TTI:TIM? 827
:SENSe:DATA:TELecom:OTN:ODU[1..n]:F:TTI:DAPI:EXPected 828
:SENSe:DATA:TELecom:OTN:ODU[1..n]:F:TTI:DAPI:EXPected? 829
:SENSe:DATA:TELecom:OTN:ODU[1..n]:F:TTI:SAPI:EXPected 830
:SENSe:DATA:TELecom:OTN:ODU[1..n]:F:TTI:SAPI:EXPected? 831
:SENSe:DATA:TELecom:OTN:ODU[1..n]:F:TTI:TIM 832
:SENSe:DATA:TELecom:OTN:ODU[1..n]:F:TTI:TIM? 833
:SENSe:DATA:TELecom:OTN:ODU[1..n]:TCM[1..n]:TTI:DAPI:EXPected 834
:SENSe:DATA:TELecom:OTN:ODU[1..n]:TCM[1..n]:TTI:DAPI:EXPected? 835
:SENSe:DATA:TELecom:OTN:ODU[1..n]:TCM[1..n]:TTI:SAPI:EXPected 836
:SENSe:DATA:TELecom:OTN:ODU[1..n]:TCM[1..n]:TTI:SAPI:EXPected? 837
:SENSe:DATA:TELecom:OTN:ODU[1..n]:TCM[1..n]:TTI:TIM 838
:SENSe:DATA:TELecom:OTN:ODU[1..n]:TCM[1..n]:TTI:TIM? 839
:SENSe:DATA:TELecom:OTN:ODU[1..n]:TTI:ACHAnnel 840
:SENSe:DATA:TELecom:OTN:ODU[1..n]:TTI:ACHAnnel? 841
:SENSe:DATA:TELecom:OTN:ODU[1..n]:TTI:CHANnel 842
:SENSe:DATA:TELecom:OTN:ODU[1..n]:TTI:CHANnel? 843
:SENSe:DATA:TELecom:OTN:ODU[1..n]:TTI:DAPI:EXPected 844
:SENSe:DATA:TELecom:OTN:ODU[1..n]:TTI:DAPI:EXPected? 846
:SENSe:DATA:TELecom:OTN:ODU[1..n]:TTI:DAPI:GOVErwrite? 848
:SENSe:DATA:TELecom:OTN:ODU[1..n]:TTI:SAPI:EXPected 849
:SENSe:DATA:TELecom:OTN:ODU[1..n]:TTI:SAPI:EXPected? 851
:SENSe:DATA:TELecom:OTN:ODU[1..n]:TTI:SAPI:GOVErwrite? 853
:SENSe:DATA:TELecom:OTN:ODU[1..n]:TTI:TIM 854
:SENSe:DATA:TELecom:OTN:ODU[1..n]:TTI:TIM? 855
:SENSe:DATA:TELecom:OTN:OTU[1..n]:E[1..n]:TTI:DAPI:EXPected 856
:SENSe:DATA:TELecom:OTN:OTU[1..n]:E[1..n]:TTI:DAPI:EXPected? 857
:SENSe:DATA:TELecom:OTN:OTU[1..n]:E[1..n]:TTI:SAPI:EXPected 858
:SENSe:DATA:TELecom:OTN:OTU[1..n]:E[1..n]:TTI:SAPI:EXPected? 859
:SENSe:DATA:TELecom:OTN:OTU[1..n]:E[1..n]:TTI:TIM 860
:SENSe:DATA:TELecom:OTN:OTU[1..n]:E[1..n]:TTI:TIM? 861
:SENSe:DATA:TELecom:OTN:OTU[1..n]:F:TTI:DAPI:EXPected 862
:SENSe:DATA:TELecom:OTN:OTU[1..n]:F:TTI:DAPI:EXPected? 863
:SENSe:DATA:TELecom:OTN:OTU[1..n]:F:TTI:SAPI:EXPected 864
:SENSe:DATA:TELecom:OTN:OTU[1..n]:F:TTI:SAPI:EXPected? 865
:SENSe:DATA:TELecom:OTN:OTU[1..n]:F:TTI:TIM 866
:SENSe:DATA:TELecom:OTN:OTU[1..n]:F:TTI:TIM? 867
:SENSe:DATA:TELecom:OTN:OTU[1..n]:TTI:DAPI:EXPected 868
:SENSe:DATA:TELecom:OTN:OTU[1..n]:TTI:DAPI:EXPected? 869
:SENSe:DATA:TELecom:OTN:OTU[1..n]:TTI:SAPI:EXPected 870
:SENSe:DATA:TELecom:OTN:OTU[1..n]:TTI:SAPI:EXPected? 871
:SENSe:DATA:TELecom:OTN:OTU[1..n]:TTI:TIM 872
:SENSe:DATA:TELecom:OTN:OTU[1..n]:TTI:TIM? 873
:SOURce:DATA:TELecom:OTN:ODU[1..n]:E[1..n]:PM:DAPI:B 874
:SOURce:DATA:TELecom:OTN:ODU[1..n]:E[1..n]:PM:DAPI:B? 875
:SOURce:DATA:TELecom:OTN:ODU[1..n]:E[1..n]:PM:OPSPec:B 876

:SOURce:DATA:TELecom:OTN:ODU[1..n]:E[1..n]:PM:OPSPec:B? 877
:SOURce:DATA:TELecom:OTN:ODU[1..n]:E[1..n]:PM:SAPI:B 878
:SOURce:DATA:TELecom:OTN:ODU[1..n]:E[1..n]:PM:SAPI:B? 879
:SOURce:DATA:TELecom:OTN:ODU[1..n]:E[1..n]:TCM[1..n]:DAPI:B 880
:SOURce:DATA:TELecom:OTN:ODU[1..n]:E[1..n]:TCM[1..n]:DAPI:B? 881
:SOURce:DATA:TELecom:OTN:ODU[1..n]:E[1..n]:TCM[1..n]:OPSPec:B 882
:SOURce:DATA:TELecom:OTN:ODU[1..n]:E[1..n]:TCM[1..n]:OPSPec:B? 883
:SOURce:DATA:TELecom:OTN:ODU[1..n]:E[1..n]:TCM[1..n]:SAPI:B 884
:SOURce:DATA:TELecom:OTN:ODU[1..n]:E[1..n]:TCM[1..n]:SAPI:B? 885
:SOURce:DATA:TELecom:OTN:ODU[1..n]:E[1..n]:TTI:OVERwrite:ENABled 886
:SOURce:DATA:TELecom:OTN:ODU[1..n]:E[1..n]:TTI:OVERwrite:ENABled? 887
:SOURce:DATA:TELecom:OTN:ODU[1..n]:F:PM:DAPI:B 888
:SOURce:DATA:TELecom:OTN:ODU[1..n]:F:PM:DAPI:B? 889
:SOURce:DATA:TELecom:OTN:ODU[1..n]:F:PM:OPSPec:B 890
:SOURce:DATA:TELecom:OTN:ODU[1..n]:F:PM:OPSPec:B? 891
:SOURce:DATA:TELecom:OTN:ODU[1..n]:F:PM:SAPI:B 892
:SOURce:DATA:TELecom:OTN:ODU[1..n]:F:PM:SAPI:B? 893
:SOURce:DATA:TELecom:OTN:ODU[1..n]:F:TCM[1..n]:DAPI:B 894
:SOURce:DATA:TELecom:OTN:ODU[1..n]:F:TCM[1..n]:DAPI:B? 895
:SOURce:DATA:TELecom:OTN:ODU[1..n]:F:TCM[1..n]:OPSPec:B 896
:SOURce:DATA:TELecom:OTN:ODU[1..n]:F:TCM[1..n]:OPSPec:B? 897
:SOURce:DATA:TELecom:OTN:ODU[1..n]:F:TCM[1..n]:SAPI:B 898
:SOURce:DATA:TELecom:OTN:ODU[1..n]:F:TCM[1..n]:SAPI:B? 899
:SOURce:DATA:TELecom:OTN:ODU[1..n]:F:TTI:OVERwrite:ENABled 900
:SOURce:DATA:TELecom:OTN:ODU[1..n]:F:TTI:OVERwrite:ENABled? 901
:SOURce:DATA:TELecom:OTN:ODU[1..n]:PM:DAPI:B 902
:SOURce:DATA:TELecom:OTN:ODU[1..n]:PM:DAPI:B? 903
:SOURce:DATA:TELecom:OTN:ODU[1..n]:PM:OPSPec:B 904
:SOURce:DATA:TELecom:OTN:ODU[1..n]:PM:OPSPec:B? 905
:SOURce:DATA:TELecom:OTN:ODU[1..n]:PM:SAPI:B 906
:SOURce:DATA:TELecom:OTN:ODU[1..n]:PM:SAPI:B? 907
:SOURce:DATA:TELecom:OTN:ODU[1..n]:TCM[1..n]:DAPI:B 908
:SOURce:DATA:TELecom:OTN:ODU[1..n]:TCM[1..n]:DAPI:B? 909
:SOURce:DATA:TELecom:OTN:ODU[1..n]:TCM[1..n]:OPSPec:B 910
:SOURce:DATA:TELecom:OTN:ODU[1..n]:TCM[1..n]:OPSPec:B? 911
:SOURce:DATA:TELecom:OTN:ODU[1..n]:TCM[1..n]:SAPI:B 912
:SOURce:DATA:TELecom:OTN:ODU[1..n]:TCM[1..n]:SAPI:B? 913
:SOURce:DATA:TELecom:OTN:ODU[1..n]:TTI:OVERwrite:ENABled 914
:SOURce:DATA:TELecom:OTN:ODU[1..n]:TTI:OVERwrite:ENABled? 915
:SOURce:DATA:TELecom:OTN:OTU[1..n]:E[1..n]:SM:DAPI:B 916
:SOURce:DATA:TELecom:OTN:OTU[1..n]:E[1..n]:SM:DAPI:B? 917
:SOURce:DATA:TELecom:OTN:OTU[1..n]:E[1..n]:SM:OPSPec:B 918
:SOURce:DATA:TELecom:OTN:OTU[1..n]:E[1..n]:SM:OPSPec:B? 919
:SOURce:DATA:TELecom:OTN:OTU[1..n]:E[1..n]:SM:OVERwrite:ENABled 920
:SOURce:DATA:TELecom:OTN:OTU[1..n]:E[1..n]:SM:OVERwrite:ENABled? 921
:SOURce:DATA:TELecom:OTN:OTU[1..n]:E[1..n]:SM:SAPI:B 922
:SOURce:DATA:TELecom:OTN:OTU[1..n]:E[1..n]:SM:SAPI:B? 923
:SOURce:DATA:TELecom:OTN:OTU[1..n]:F:SM:DAPI:B 924

:SOURce:DATA:TELecom:OTN:OTU[1..n]:F:SM:DAPI:B? ... 925
:SOURce:DATA:TELecom:OTN:OTU[1..n]:F:SM:OPSPec:B ... 926
:SOURce:DATA:TELecom:OTN:OTU[1..n]:F:SM:OPSPec:B? ... 927
:SOURce:DATA:TELecom:OTN:OTU[1..n]:F:SM:OVERwrite:ENABled ... 928
:SOURce:DATA:TELecom:OTN:OTU[1..n]:F:SM:OVERwrite:ENABled? ... 929
:SOURce:DATA:TELecom:OTN:OTU[1..n]:F:SM:SAPI:B ... 930
:SOURce:DATA:TELecom:OTN:OTU[1..n]:F:SM:SAPI:B? ... 931
:SOURce:DATA:TELecom:OTN:OTU[1..n]:SM:DAPI:B[1..n] ... 932
:SOURce:DATA:TELecom:OTN:OTU[1..n]:SM:DAPI:B[1..n]? ... 933
:SOURce:DATA:TELecom:OTN:OTU[1..n]:SM:OPSPec:B[1..n] ... 934
:SOURce:DATA:TELecom:OTN:OTU[1..n]:SM:OPSPec:B[1..n]? ... 935
:SOURce:DATA:TELecom:OTN:OTU[1..n]:SM:OVERwrite:ENABled ... 936
:SOURce:DATA:TELecom:OTN:OTU[1..n]:SM:OVERwrite:ENABled? ... 937
:SOURce:DATA:TELecom:OTN:OTU[1..n]:SM:SAPI:B[1..n] ... 938
:SOURce:DATA:TELecom:OTN:OTU[1..n]:SM:SAPI:B[1..n]? ... 939
FTFL/PT ... 940
:SENSe:DATA:TELecom:OTN:OPU[1..n]:E:PCODe ... 940
:SENSe:DATA:TELecom:OTN:OPU[1..n]:E:PCODe? ... 941
:SENSe:DATA:TELecom:OTN:OPU[1..n]:E:PLM ... 942
:SENSe:DATA:TELecom:OTN:OPU[1..n]:E:PLM? ... 943
:SENSe:DATA:TELecom:OTN:OPU[1..n]:E:PTYPe ... 944
:SENSe:DATA:TELecom:OTN:OPU[1..n]:E:PTYPe? ... 947
:SENSe:DATA:TELecom:OTN:OPU[1..n]:F:PCODe ... 950
:SENSe:DATA:TELecom:OTN:OPU[1..n]:F:PCODe? ... 951
:SENSe:DATA:TELecom:OTN:OPU[1..n]:F:PLM ... 952
:SENSe:DATA:TELecom:OTN:OPU[1..n]:F:PLM? ... 953
:SENSe:DATA:TELecom:OTN:OPU[1..n]:F:PTYPe ... 954
:SENSe:DATA:TELecom:OTN:OPU[1..n]:F:PTYPe? ... 957
:SENSe:DATA:TELecom:OTN:OPU[1..n]:GOVErwrite? ... 960
:SENSe:DATA:TELecom:OTN:OPU[1..n]:PCODe ... 961
:SENSe:DATA:TELecom:OTN:OPU[1..n]:PCODe? ... 963
:SENSe:DATA:TELecom:OTN:OPU[1..n]:PLM ... 965
:SENSe:DATA:TELecom:OTN:OPU[1..n]:PLM? ... 966
:SENSe:DATA:TELecom:OTN:OPU[1..n]:PTYPe ... 967
:SENSe:DATA:TELecom:OTN:OPU[1..n]:PTYPe? ... 971
:SOURce:DATA:TELecom:OTN:ODU[1..n]:E[1..n]:FTFL:CODE ... 975
:SOURce:DATA:TELecom:OTN:ODU[1..n]:E[1..n]:FTFL:CODE? ... 976
:SOURce:DATA:TELecom:OTN:ODU[1..n]:E[1..n]:FTFL:IDENtifier ... 977
:SOURce:DATA:TELecom:OTN:ODU[1..n]:E[1..n]:FTFL:IDENtifier? ... 978
:SOURce:DATA:TELecom:OTN:ODU[1..n]:E[1..n]:FTFL:INDication ... 979
:SOURce:DATA:TELecom:OTN:ODU[1..n]:E[1..n]:FTFL:INDication? ... 980
:SOURce:DATA:TELecom:OTN:ODU[1..n]:E[1..n]:FTFL:OPSPec ... 981
:SOURce:DATA:TELecom:OTN:ODU[1..n]:E[1..n]:FTFL:OPSPec? ... 982
:SOURce:DATA:TELecom:OTN:ODU[1..n]:E[1..n]:FTFL:OVERwrite:ENABled ... 983
:SOURce:DATA:TELecom:OTN:ODU[1..n]:E[1..n]:FTFL:OVERwrite:ENABled? ... 984
:SOURce:DATA:TELecom:OTN:ODU[1..n]:F:FTFL:CODE ... 985
:SOURce:DATA:TELecom:OTN:ODU[1..n]:F:FTFL:CODE? ... 986
:SOURce:DATA:TELecom:OTN:ODU[1..n]:F:FTFL:IDENtifier ... 987

:SOURce:DATA:TELecom:OTN:ODU[1..n]:F:FTFL:IDENtifier? 988
:SOURce:DATA:TELecom:OTN:ODU[1..n]:F:FTFL:INDication 989
:SOURce:DATA:TELecom:OTN:ODU[1..n]:F:FTFL:INDication? 990
:SOURce:DATA:TELecom:OTN:ODU[1..n]:F:FTFL:OPSPec 991
:SOURce:DATA:TELecom:OTN:ODU[1..n]:F:FTFL:OPSPec? 992
:SOURce:DATA:TELecom:OTN:ODU[1..n]:F:FTFL:OVERwrite:ENABled 993
:SOURce:DATA:TELecom:OTN:ODU[1..n]:F:FTFL:OVERwrite:ENABled? 994
:SOURce:DATA:TELecom:OTN:ODU[1..n]:FTFL:CODE 995
:SOURce:DATA:TELecom:OTN:ODU[1..n]:FTFL:CODE? 996
:SOURce:DATA:TELecom:OTN:ODU[1..n]:FTFL:IDENtifier 997
:SOURce:DATA:TELecom:OTN:ODU[1..n]:FTFL:IDENtifier? 998
:SOURce:DATA:TELecom:OTN:ODU[1..n]:FTFL:INDication 999
:SOURce:DATA:TELecom:OTN:ODU[1..n]:FTFL:INDication? 1000
:SOURce:DATA:TELecom:OTN:ODU[1..n]:FTFL:OPSPec 1001
:SOURce:DATA:TELecom:OTN:ODU[1..n]:FTFL:OPSPec? 1002
:SOURce:DATA:TELecom:OTN:ODU[1..n]:FTFL:OVERwrite:ENABled 1003
:SOURce:DATA:TELecom:OTN:ODU[1..n]:FTFL:OVERwrite:ENABled? 1004
:SOURce:DATA:TELecom:OTN:OPU[1..n]:E:PCODe 1005
:SOURce:DATA:TELecom:OTN:OPU[1..n]:E:PCODe? 1006
:SOURce:DATA:TELecom:OTN:OPU[1..n]:E:PTYPe 1007
:SOURce:DATA:TELecom:OTN:OPU[1..n]:E:PTYPe:OVERwrite:ENABled 1010
:SOURce:DATA:TELecom:OTN:OPU[1..n]:E:PTYPe:OVERwrite:ENABled? 1011
:SOURce:DATA:TELecom:OTN:OPU[1..n]:E:PTYPe? 1012
:SOURce:DATA:TELecom:OTN:OPU[1..n]:F:PCODe 1015
:SOURce:DATA:TELecom:OTN:OPU[1..n]:F:PCODe? 1016
:SOURce:DATA:TELecom:OTN:OPU[1..n]:F:PTYPe 1017
:SOURce:DATA:TELecom:OTN:OPU[1..n]:F:PTYPe:OVERwrite:ENABled 1020
:SOURce:DATA:TELecom:OTN:OPU[1..n]:F:PTYPe:OVERwrite:ENABled? 1021
:SOURce:DATA:TELecom:OTN:OPU[1..n]:F:PTYPe? 1022
:SOURce:DATA:TELecom:OTN:OPU[1..n]:PCODe 1025
:SOURce:DATA:TELecom:OTN:OPU[1..n]:PCODe? 1026
:SOURce:DATA:TELecom:OTN:OPU[1..n]:PTYPe 1027
:SOURce:DATA:TELecom:OTN:OPU[1..n]:PTYPe:OVERwrite:ENABled 1030
:SOURce:DATA:TELecom:OTN:OPU[1..n]:PTYPe:OVERwrite:ENABled? 1031
:SOURce:DATA:TELecom:OTN:OPU[1..n]:PTYPe? 1032
MAC/IP/UDP 1035
:SENSe:DATA:TELecom:ETHernet:STReam:DESTination:IPVersion 1035
:SENSe:DATA:TELecom:ETHernet:STReam:DESTination:IPVersion? 1036
:SENSe:DATA:TELecom:ETHernet:STReam:FLABel:IPVersion 1037
:SENSe:DATA:TELecom:ETHernet:STReam:FLABel:IPVersion? 1038
:SOURce:DATA:TELecom:ETHernet:ESAM:CONFig:SERVices:VLAN:ID 1039
:SOURce:DATA:TELecom:ETHernet:ESAM:CONFig:SERVices:VLAN:ID:ELIGiblebit 1041
:SOURce:DATA:TELecom:ETHernet:ESAM:CONFig:SERVices:VLAN:ID:ELIGiblebit? 1043
:SOURce:DATA:TELecom:ETHernet:ESAM:CONFig:SERVices:VLAN:ID? 1045
:SOURce:DATA:TELecom:ETHernet:ESAM:CONFig:SERVices:VLAN:PRIority 1047
:SOURce:DATA:TELecom:ETHernet:ESAM:CONFig:SERVices:VLAN:PRIority? 1049
:SOURce:DATA:TELecom:ETHernet:ESAM:CONFig:SERVices:VLAN:TYPE 1052
:SOURce:DATA:TELecom:ETHernet:ESAM:CONFig:SERVices:VLAN:TYPE? 1054

:SOURce:DATA:TELecom:ETHernet:STReam:ADDRess:DESTination 1056
:SOURce:DATA:TELecom:ETHernet:STReam:ADDRess:DESTination:FLOoding 1057
:SOURce:DATA:TELecom:ETHernet:STReam:ADDRess:DESTination:FLOoding? 1058
:SOURce:DATA:TELecom:ETHernet:STReam:ADDRess:DESTination:IP 1059
:SOURce:DATA:TELecom:ETHernet:STReam:ADDRess:DESTination:IP? 1060
:SOURce:DATA:TELecom:ETHernet:STReam:ADDRess:DESTination? 1061
:SOURce:DATA:TELecom:ETHernet:STReam:ADDRess:FLOoding:RANGe 1062
:SOURce:DATA:TELecom:ETHernet:STReam:ADDRess:FLOoding:RANGe? 1063
:SOURce:DATA:TELecom:ETHernet:STReam:ADDRess:SOURce 1064
:SOURce:DATA:TELecom:ETHernet:STReam:ADDRess:SOURce:FLOoding 1065
:SOURce:DATA:TELecom:ETHernet:STReam:ADDRess:SOURce:FLOoding? 1066
:SOURce:DATA:TELecom:ETHernet:STReam:ADDRess:SOURce:IP 1067
:SOURce:DATA:TELecom:ETHernet:STReam:ADDRess:SOURce:IP? 1068
:SOURce:DATA:TELecom:ETHernet:STReam:ADDRess:SOURce? 1069
:SOURce:DATA:TELecom:ETHernet:STReam:COUPled:ENABle 1070
:SOURce:DATA:TELecom:ETHernet:STReam:COUPled:ENABle? 1071
:SOURce:DATA:TELecom:ETHernet:STReam:DESTination:IP:GATeway 1072
:SOURce:DATA:TELecom:ETHernet:STReam:DESTination:IP:GATeway:ADDRess 1073
:SOURce:DATA:TELecom:ETHernet:STReam:DESTination:IP:GATeway:ADDRess? 1074
:SOURce:DATA:TELecom:ETHernet:STReam:DESTination:IP:GATeway? 1075
:SOURce:DATA:TELecom:ETHernet:STReam:DESTination:IP:TOSDs 1076
:SOURce:DATA:TELecom:ETHernet:STReam:DESTination:IP:TOSDs? 1077
:SOURce:DATA:TELecom:ETHernet:STReam:DESTination:IP:TTL 1078
:SOURce:DATA:TELecom:ETHernet:STReam:DESTination:IP:TTL? 1079
:SOURce:DATA:TELecom:ETHernet:STReam:DESTination:PORT 1080
:SOURce:DATA:TELecom:ETHernet:STReam:DESTination:PORT:TCP 1081
:SOURce:DATA:TELecom:ETHernet:STReam:DESTination:PORT:TCP? 1082
:SOURce:DATA:TELecom:ETHernet:STReam:DESTination:PORT? 1083
:SOURce:DATA:TELecom:ETHernet:STReam:DESTination:RESolve 1085
:SOURce:DATA:TELecom:ETHernet:STReam:DESTination:RESolve:STATus? 1086
:SOURce:DATA:TELecom:ETHernet:STReam:DESTination:RESolve? 1087
:SOURce:DATA:TELecom:ETHernet:STReam:ETHer 1088
:SOURce:DATA:TELecom:ETHernet:STReam:ETHer? 1089
:SOURce:DATA:TELecom:ETHernet:STReam:IP:AUTomatic:STATus 1090
:SOURce:DATA:TELecom:ETHernet:STReam:IP:AUTomatic:STATus? 1091
:SOURce:DATA:TELecom:ETHernet:STReam:IPVersion:HOP:LIMit 1092
:SOURce:DATA:TELecom:ETHernet:STReam:IPVersion:HOP:LIMit? 1093
:SOURce:DATA:TELecom:ETHernet:STReam:MAC:OUI 1094
:SOURce:DATA:TELecom:ETHernet:STReam:MAC:OUI? 1095
:SOURce:DATA:TELecom:ETHernet:STReam:MPLS:COSexp 1096
:SOURce:DATA:TELecom:ETHernet:STReam:MPLS:COSexp? 1098
:SOURce:DATA:TELecom:ETHernet:STReam:MPLS:LABel 1100
:SOURce:DATA:TELecom:ETHernet:STReam:MPLS:LABel? 1101
:SOURce:DATA:TELecom:ETHernet:STReam:MPLS:TTL 1103
:SOURce:DATA:TELecom:ETHernet:STReam:MPLS:TTL? 1104
:SOURce:DATA:TELecom:ETHernet:STReam:PAYLoad 1105
:SOURce:DATA:TELecom:ETHernet:STReam:PAYLoad:UDHeader 1106
:SOURce:DATA:TELecom:ETHernet:STReam:PAYLoad:UDHeader:ENABle 1107

:SOURce:DATA:TELecom:ETHernet:STReam:PAYLoad:UDHeader:ENABle? 1108
:SOURce:DATA:TELecom:ETHernet:STReam:PAYLoad:UDHeader? 1109
:SOURce:DATA:TELecom:ETHernet:STReam:PAYLoad? 1110
:SOURce:DATA:TELecom:ETHernet:STReam:QPINg 1111
:SOURce:DATA:TELecom:ETHernet:STReam:QPINg? 1112
:SOURce:DATA:TELecom:ETHernet:STReam:SOURce:IP:MULTiplicat 1113
:SOURce:DATA:TELecom:ETHernet:STReam:SOURce:IP:MULTiplicat? 1114
:SOURce:DATA:TELecom:ETHernet:STReam:SOURce:IP:RANGe 1115
:SOURce:DATA:TELecom:ETHernet:STReam:SOURce:IP:RANGe? 1116
:SOURce:DATA:TELecom:ETHernet:STReam:SOURce:IPVersion:MULTiplicat 1117
:SOURce:DATA:TELecom:ETHernet:STReam:SOURce:IPVersion:MULTiplicat? 1118
:SOURce:DATA:TELecom:ETHernet:STReam:SOURce:IPVersion:RANGe 1119
:SOURce:DATA:TELecom:ETHernet:STReam:SOURce:IPVersion:RANGe? 1120
:SOURce:DATA:TELecom:ETHernet:STReam:SOURce:MASK:IP 1121
:SOURce:DATA:TELecom:ETHernet:STReam:SOURce:MASK:IP? 1122
:SOURce:DATA:TELecom:ETHernet:STReam:SOURce:PORT 1123
:SOURce:DATA:TELecom:ETHernet:STReam:SOURce:PORT:TCP 1124
:SOURce:DATA:TELecom:ETHernet:STReam:SOURce:PORT:TCP? 1125
:SOURce:DATA:TELecom:ETHernet:STReam:SOURce:PORT? 1126
:SOURce:DATA:TELecom:ETHernet:STReam:VLAN:ID 1127
:SOURce:DATA:TELecom:ETHernet:STReam:VLAN:ID:ELIGiblebit 1128
:SOURce:DATA:TELecom:ETHernet:STReam:VLAN:ID:ELIGiblebit? 1130
:SOURce:DATA:TELecom:ETHernet:STReam:VLAN:ID? 1132
:SOURce:DATA:TELecom:ETHernet:STReam:VLAN:PRIority 1134
:SOURce:DATA:TELecom:ETHernet:STReam:VLAN:PRIority? 1135
:SOURce:DATA:TELecom:ETHernet:STReam:VLAN:TYPE 1137
:SOURce:DATA:TELecom:ETHernet:STReam:VLAN:TYPE? 1139
EtherBERT, FC BERT, BERT (CPRI), and Unframed BERT 1141
:FETCh:DATA:TELecom:EOTN:ALARm:LINK? 1141
:FETCh:DATA:TELecom:ETHernet:EOTN:ALARm:LINK? 1142
:SENSe:DATA:TELecom:COUPled 1143
:SENSe:DATA:TELecom:COUPled? 1144
:SENSe:DATA:TELecom:FIBer:RTLatency:THReshold 1145
:SENSe:DATA:TELecom:FIBer:RTLatency:THReshold? 1146
:SENSe:DATA:TELecom:PATTern:RXPanalysis:STATus 1147
:SENSe:DATA:TELecom:PATTern:RXPanalysis:STATus? 1148
:SENSe:DATA:TELecom:PATTern:TYPE 1149
:SENSe:DATA:TELecom:PATTern:TYPE:USER:VALue 1152
:SENSe:DATA:TELecom:PATTern:TYPE:USER:VALue? 1153
:SENSe:DATA:TELecom:PATTern:TYPE? 1154
:SENSe:DATA:TELecom:POLarity 1156
:SENSe:DATA:TELecom:POLarity? 1157
:SENSe:DATA:TELecom:SDT:DT 1158
:SENSe:DATA:TELecom:SDT:DT? 1159
:SENSe:DATA:TELecom:SDT:NTTime 1160
:SENSe:DATA:TELecom:SDT:NTTime? 1161
:SENSe:DATA:TELecom:UPRBs:PATTern:GLOBal:ALL 1162
:SENSe:DATA:TELecom:UPRBs:PATTern:GLOBal:ALL? 1163

:SENSe:DATA:TELecom:UPRBs:PATTern:GLOBal:COUPled 1164
:SENSe:DATA:TELecom:UPRBs:PATTern:GLOBal:COUPled? 1165
:SENSe:DATA:TELecom:UPRBs:PATTern:GLOBal:POLarity:RX 1166
:SENSe:DATA:TELecom:UPRBs:PATTern:GLOBal:POLarity:RX? 1167
:SENSe:DATA:TELecom:UPRBs:PATTern:GLOBal:PRBS:TYPE:RX 1168
:SENSe:DATA:TELecom:UPRBs:PATTern:GLOBal:PRBS:TYPE:RX? 1169
:SENSe:DATA:TELecom:UPRBs:PATTern:POLarity:RX 1170
:SENSe:DATA:TELecom:UPRBs:PATTern:POLarity:RX? 1171
:SENSe:DATA:TELecom:UPRBs:PATTern:PRBS:TYPE:RX 1172
:SENSe:DATA:TELecom:UPRBs:PATTern:PRBS:TYPE:RX? 1173
:SENSe:DATA:TELecom:UPRBs:PATTern:THReshold:VERDict:DISable 1174
:SOURce:DATA:TELecom:CPRI:OBSai:VERDict:ENABle 1175
:SOURce:DATA:TELecom:CPRI:OBSai:VERDict:ENABle? 1176
:SOURce:DATA:TELecom:CPRI:VERDict:ENABle 1177
:SOURce:DATA:TELecom:CPRI:VERDict:ENABle? 1178
:SOURce:DATA:TELecom:ETHernet:STReam:LATency:MODE:TYPE 1179
:SOURce:DATA:TELecom:ETHernet:STReam:LATency:MODE:TYPE? 1180
:SOURce:DATA:TELecom:ETHernet:STReam:QOSMetrics:LATency:ENABle 1181
:SOURce:DATA:TELecom:ETHernet:STReam:QOSMetrics:LATency:ENABle? 1182
:SOURce:DATA:TELecom:ETHernet:STReam:RATE 1183
:SOURce:DATA:TELecom:ETHernet:STReam:RATE? 1184
:SOURce:DATA:TELecom:ETHernet:STReam:TX:STATus 1185
:SOURce:DATA:TELecom:ETHernet:STReam:TX:STATus? 1186
:SOURce:DATA:TELecom:FETHernet:CLIent:IDentifier 1187
:SOURce:DATA:TELecom:FETHernet:CLIent:IDentifier? 1188
:SOURce:DATA:TELecom:FETHernet:PATTern:CLIent:IDentifier 1189
:SOURce:DATA:TELecom:FETHernet:PATTern:CLIent:IDentifier? 1190
:SOURce:DATA:TELecom:FIBer:STReam:LATency 1191
:SOURce:DATA:TELecom:FIBer:STReam:LATency:VERDict 1192
:SOURce:DATA:TELecom:FIBer:STReam:LATency:VERDict? 1193
:SOURce:DATA:TELecom:FIBer:STReam:LATency? 1194
:SOURce:DATA:TELecom:FIBer:STReam:RATE 1195
:SOURce:DATA:TELecom:FIBer:STReam:RATE? 1196
:SOURce:DATA:TELecom:FIBer:STReam:SIZE 1197
:SOURce:DATA:TELecom:FIBer:STReam:SIZE? 1198
:SOURce:DATA:TELecom:PATTern:TYPE 1199
:SOURce:DATA:TELecom:PATTern:TYPE:USER:VALue 1202
:SOURce:DATA:TELecom:PATTern:TYPE:USER:VALue? 1203
:SOURce:DATA:TELecom:PATTern:TYPE? 1204
:SOURce:DATA:TELecom:POLarity 1206
:SOURce:DATA:TELecom:POLarity? 1207
:SOURce:DATA:TELecom:UPRBs:PATTern:GLOBal:POLarity:TX 1208
:SOURce:DATA:TELecom:UPRBs:PATTern:GLOBal:POLarity:TX? 1209
:SOURce:DATA:TELecom:UPRBs:PATTern:GLOBal:PRBS:TYPE:TX 1210
:SOURce:DATA:TELecom:UPRBs:PATTern:GLOBal:PRBS:TYPE:TX? 1211
:SOURce:DATA:TELecom:UPRBs:PATTern:POLarity:TX 1212
:SOURce:DATA:TELecom:UPRBs:PATTern:POLarity:TX? 1213
:SOURce:DATA:TELecom:UPRBs:PATTern:PRBS:TYPE:TX 1214

:SOURce:DATA:TELecom:UPRBs:PATTern:PRBS:TYPE:TX? 1215
RFC 2544 - Global 1216
:FETCh:DATA:TELecom:ETHernet:RFC:BCKTobck:MINtime? 1216
:FETCh:DATA:TELecom:ETHernet:RFC:FLOSs:MINtime? 1217
:FETCh:DATA:TELecom:ETHernet:RFC:LATency:MINtime? 1218
:FETCh:DATA:TELecom:ETHernet:RFC:THRoughput:MINtime? 1219
:FETCh:DATA:TELecom:ETHernet:RFC:TOTal:MINtime? 1220
:SOURce:DATA:TELecom:ETHernet:DUALtest:ENABled 1221
:SOURce:DATA:TELecom:ETHernet:DUALtest:ENABled? 1222
:SOURce:DATA:TELecom:ETHernet:RFC:BCKTobck:ENABle 1223
:SOURce:DATA:TELecom:ETHernet:RFC:BCKTobck:ENABle? 1224
:SOURce:DATA:TELecom:ETHernet:RFC:FDIRection 1225
:SOURce:DATA:TELecom:ETHernet:RFC:FDIRection? 1226
:SOURce:DATA:TELecom:ETHernet:RFC:FDIStrib 1227
:SOURce:DATA:TELecom:ETHernet:RFC:FDIStrib? 1228
:SOURce:DATA:TELecom:ETHernet:RFC:FLOSs:ENABle 1229
:SOURce:DATA:TELecom:ETHernet:RFC:FLOSs:ENABle? 1230
:SOURce:DATA:TELecom:ETHernet:RFC:FSIZe 1231
:SOURce:DATA:TELecom:ETHernet:RFC:FSIZe? 1232
:SOURce:DATA:TELecom:ETHernet:RFC:LATency:ENABle 1233
:SOURce:DATA:TELecom:ETHernet:RFC:LATency:ENABle? 1234
:SOURce:DATA:TELecom:ETHernet:RFC:QUANtity 1235
:SOURce:DATA:TELecom:ETHernet:RFC:QUANtity? 1236
:SOURce:DATA:TELecom:ETHernet:RFC:RESTore 1237
:SOURce:DATA:TELecom:ETHernet:RFC:THRoughput:ENABle 1238
:SOURce:DATA:TELecom:ETHernet:RFC:THRoughput:ENABle? 1239
Smart Loopback 1240
:SOURce:DATA:TELecom:ETHernet:SLOopback:MATChing:MAC:ADDRess:MODE? 1240
:SOURce:DATA:TELecom:ETHernet:SLOopback:MATChing:UDP:PORT:MODE? 1241
:SOURce:DATA:TELecom:ETHernet:SLOopback:MODE 1242
:SOURce:DATA:TELecom:ETHernet:SLOopback:MODE? 1243
BERT 1244
:FETCh:DATA:TELecom:PATTern:ALARm:SYNC? 1244
:FETCh:DATA:TELecom:PATTern:GLOBal:ALARm:SYNC? 1245
:SENSe:DATA:TELecom:PATTern:THReshold:COUNt 1246
:SENSe:DATA:TELecom:PATTern:THReshold:COUNt? 1247
:SENSe:DATA:TELecom:PATTern:THReshold:RATE 1248
:SENSe:DATA:TELecom:PATTern:THReshold:RATE? 1249
:SENSe:DATA:TELecom:SDT 1250
:SENSe:DATA:TELecom:SDT:NDTime 1251
:SENSe:DATA:TELecom:SDT:NDTime? 1252
:SENSe:DATA:TELecom:SDT:OTN:DSELection 1253
:SENSe:DATA:TELecom:SDT:OTN:DSELection? 1255
:SENSe:DATA:TELecom:SDT:OTN:LAYer:TYPE 1257
:SENSe:DATA:TELecom:SDT:OTN:LAYer:TYPE? 1258
:SENSe:DATA:TELecom:SDT:THReshold 1259
:SENSe:DATA:TELecom:SDT:THReshold? 1260
:SENSe:DATA:TELecom:SDT:VERDict 1261

:SENSe:DATA:TELecom:SDT:VERDict? 1262
:SENSe:DATA:TELecom:SDT? 1263
:SENSe:DATA:TELecom:UPRBs:PATTern:THReshold:COUNt 1264
:SENSe:DATA:TELecom:UPRBs:PATTern:THReshold:COUNt? 1265
:SENSe:DATA:TELecom:UPRBs:PATTern:THReshold:RATE 1266
:SENSe:DATA:TELecom:UPRBs:PATTern:THReshold:RATE? 1267
:SOURce:DATA:TELecom:OTN:REStore:DEFault 1268
:SOURce:DATA:TELecom:PATTern:VERDict:DISable 1269
Interface - Laser ON/OFF 1270
:SENSe:DATA:TELecom:ALASer 1270
:SENSe:DATA:TELecom:ALASer? 1271
:SENSe:DATA:TELecom:LASer 1272
:SENSe:DATA:TELecom:LASer? 1273
Signal - Signal Configuration (OTN) - Modify Tributary Slots/Port 1274
:FETCh:DATA:TELecom:OTN:BITRate? 1274
:FETCh:DATA:TELecom:OTN:SLOTs? 1275
:SOURce:DATA:TELecom:OTN:FSTRucture:ENABle 1276
:SOURce:DATA:TELecom:OTN:FSTRucture:ENABle? 1277
:SOURce:DATA:TELecom:OTN:PORT 1278
:SOURce:DATA:TELecom:OTN:PORT? 1279
:SOURce:DATA:TELecom:OTN:POSition 1280
:SOURce:DATA:TELecom:OTN:POSition:RANGe 1281
:SOURce:DATA:TELecom:OTN:POSition:RANGe? 1282
:SOURce:DATA:TELecom:OTN:POSition? 1283
Signal - Signal Configuration (OTN) - Config TCM 1284
:SOURce:DATA:TELecom:OTN:ODU[1..n]:CONFig:TCM[1..n] 1284
:SOURce:DATA:TELecom:OTN:ODU[1..n]:CONFig:TCM[1..n]? 1285
:SOURce:DATA:TELecom:OTN:ODU[1..n]:E[1..n]:CONFig:TCM[1..n] 1286
:SOURce:DATA:TELecom:OTN:ODU[1..n]:E[1..n]:CONFig:TCM[1..n]? 1287
:SOURce:DATA:TELecom:OTN:ODU[1..n]:F:CONFig:TCM[1..n] 1288
:SOURce:DATA:TELecom:OTN:ODU[1..n]:F:CONFig:TCM[1..n]? 1289
Modify Frame Structure 1290
:SOURce:DATA:TELecom:ETHernet:ESAM:CONFig:SERVices:LAYermode 1290
:SOURce:DATA:TELecom:ETHernet:ESAM:CONFig:SERVices:LAYermode? 1291
:SOURce:DATA:TELecom:ETHernet:ESAM:CONFig:SERVices:VLAN 1292
:SOURce:DATA:TELecom:ETHernet:ESAM:CONFig:SERVices:VLAN:STACked 1293
:SOURce:DATA:TELecom:ETHernet:ESAM:CONFig:SERVices:VLAN:STACked? 1294
:SOURce:DATA:TELecom:ETHernet:ESAM:CONFig:SERVices:VLAN? 1295
:SOURce:DATA:TELecom:ETHernet:PORT:IPVersion 1297
:SOURce:DATA:TELecom:ETHernet:PORT:IPVersion? 1298
:SOURce:DATA:TELecom:ETHernet:STReam:DATalink 1299
:SOURce:DATA:TELecom:ETHernet:STReam:DATalink? 1300
:SOURce:DATA:TELecom:ETHernet:STReam:MPLS 1301
:SOURce:DATA:TELecom:ETHernet:STReam:MPLS:HEADers 1302
:SOURce:DATA:TELecom:ETHernet:STReam:MPLS:HEADers? 1303
:SOURce:DATA:TELecom:ETHernet:STReam:MPLS? 1304
:SOURce:DATA:TELecom:ETHernet:STReam:NETWork 1305
:SOURce:DATA:TELecom:ETHernet:STReam:NETWork? 1306

:SOURce:DATA:TELecom:ETHernet:STReam:TRANsport ... 1307
:SOURce:DATA:TELecom:ETHernet:STReam:TRANsport? ... 1308
:SOURce:DATA:TELecom:ETHernet:STReam:VLAN ... 1309
:SOURce:DATA:TELecom:ETHernet:STReam:VLAN:STACked ... 1310
:SOURce:DATA:TELecom:ETHernet:STReam:VLAN:STACked? ... 1311
:SOURce:DATA:TELecom:ETHernet:STReam:VLAN? ... 1312
TOS/DS Configuration ... 1313
:SOURce:DATA:TELecom:ETHernet:STReam:DS ... 1313
:SOURce:DATA:TELecom:ETHernet:STReam:DS:CODE ... 1314
:SOURce:DATA:TELecom:ETHernet:STReam:DS:CODE? ... 1315
:SOURce:DATA:TELecom:ETHernet:STReam:DS:ECN ... 1318
:SOURce:DATA:TELecom:ETHernet:STReam:DS:ECN? ... 1319
:SOURce:DATA:TELecom:ETHernet:STReam:DS? ... 1320
:SOURce:DATA:TELecom:ETHernet:STReam:TOS:BIT ... 1321
:SOURce:DATA:TELecom:ETHernet:STReam:TOS:BIT? ... 1322
:SOURce:DATA:TELecom:ETHernet:STReam:TOS:COST ... 1323
:SOURce:DATA:TELecom:ETHernet:STReam:TOS:COST? ... 1324
:SOURce:DATA:TELecom:ETHernet:STReam:TOS:DELay ... 1325
:SOURce:DATA:TELecom:ETHernet:STReam:TOS:DELay? ... 1326
:SOURce:DATA:TELecom:ETHernet:STReam:TOS:PRECedence ... 1327
:SOURce:DATA:TELecom:ETHernet:STReam:TOS:PRECedence? ... 1328
:SOURce:DATA:TELecom:ETHernet:STReam:TOS:RELiability ... 1329
:SOURce:DATA:TELecom:ETHernet:STReam:TOS:RELiability? ... 1330
:SOURce:DATA:TELecom:ETHernet:STReam:TOS:THRoughput ... 1331
:SOURce:DATA:TELecom:ETHernet:STReam:TOS:THRoughput? ... 1332
Configure Per Frame Size ... 1333
:SOURce:DATA:TELecom:ETHernet:RFC:LATency:ALL:FRAMe ... 1333
:SOURce:DATA:TELecom:ETHernet:RFC:LATency:ALL:FRAMe? ... 1334
:SOURce:DATA:TELecom:ETHernet:RFC:LATency:MAXRate[1..n] ... 1335
:SOURce:DATA:TELecom:ETHernet:RFC:LATency:MAXRate[1..n]:SETall ... 1337
:SOURce:DATA:TELecom:ETHernet:RFC:LATency:MAXRate[1..n]:SETall? ... 1339
:SOURce:DATA:TELecom:ETHernet:RFC:LATency:MAXRate[1..n]? ... 1341
GFP-F/GFP-T ... 1343
:SOURce:DATA:TELecom:GFP:CHANnel:CONFig:CID ... 1343
:SOURce:DATA:TELecom:GFP:CHANnel:CONFig:CID? ... 1344
:SOURce:DATA:TELecom:GFP:CHANnel:CONFig:TYPE ... 1345
:SOURce:DATA:TELecom:GFP:CHANnel:CONFig:TYPE? ... 1346
:SOURce:DATA:TELecom:GFP:CONFig:EXI ... 1347
:SOURce:DATA:TELecom:GFP:CONFig:EXI? ... 1348
Signal - Signal Configuration (SONET/SDH) ... 1349
:SENSe:DATA:TELecom:POSition ... 1349
:SENSe:DATA:TELecom:POSition? ... 1351
:SENSe:DATA:TELecom:SDHSonet:ALARm:HOP:TCM:TCUNeq:ENABle ... 1352
:SENSe:DATA:TELecom:SDHSonet:ALARm:HOP:TCM:TCUNeq:ENABle? ... 1353
:SENSe:DATA:TELecom:SDHSonet:ALARm:LOP:TCM:TCUNeq:ENABle ... 1354
:SENSe:DATA:TELecom:SDHSonet:ALARm:LOP:TCM:TCUNeq:ENABle? ... 1355
:SENSe:DATA:TELecom:SDHSonet:HOP:CONFig:TCM:ENABle ... 1356
:SENSe:DATA:TELecom:SDHSonet:HOP:CONFig:TCM:ENABle? ... 1357

:SENSe:DATA:TELecom:SDHSonet:LOP:CONFig:TCM:ENABle 1358
:SENSe:DATA:TELecom:SDHSonet:LOP:CONFig:TCM:ENABle? 1359
:SOURce:DATA:TELecom:BACKground:BULK 1360
:SOURce:DATA:TELecom:BACKground:BULK? 1361
:SOURce:DATA:TELecom:BACKground:COMPutation 1362
:SOURce:DATA:TELecom:BACKground:COMPutation? 1363
:SOURce:DATA:TELecom:BACKground:SDHSonet:HOP 1364
:SOURce:DATA:TELecom:BACKground:SDHSonet:HOP? 1365
:SOURce:DATA:TELecom:BACKground:SDHSonet:LOP 1366
:SOURce:DATA:TELecom:BACKground:SDHSonet:LOP? 1367
:SOURce:DATA:TELecom:POSition 1368
:SOURce:DATA:TELecom:POSition? 1371
:SOURce:DATA:TELecom:SDHSonet:ADVanced:S:BITS:SSMessage 1372
:SOURce:DATA:TELecom:SDHSonet:ADVanced:S:BITS:SSMessage? 1374
:SOURce:DATA:TELecom:SDHSonet:HOP:CONFig:TCM:ENABle 1376
:SOURce:DATA:TELecom:SDHSonet:HOP:CONFig:TCM:ENABle? 1377
:SOURce:DATA:TELecom:SDHSonet:LOP:CONFig:TCM:ENABle 1378
:SOURce:DATA:TELecom:SDHSonet:LOP:CONFig:TCM:ENABle? 1379
Traces (SONET/SDH) 1380
:SENSe:DATA:TELecom:SDHSonet:HOP:TCAPident:EXPected 1380
:SENSe:DATA:TELecom:SDHSonet:HOP:TCAPident:EXPected? 1381
:SENSe:DATA:TELecom:SDHSonet:HOP:TCAPident:TCTim 1382
:SENSe:DATA:TELecom:SDHSonet:HOP:TCAPident:TCTim? 1383
:SENSe:DATA:TELecom:SDHSonet:LOP:OVERhead:TIM 1384
:SENSe:DATA:TELecom:SDHSonet:LOP:OVERhead:TIM:PATTern 1385
:SENSe:DATA:TELecom:SDHSonet:LOP:OVERhead:TIM:PATTern:B 1386
:SENSe:DATA:TELecom:SDHSonet:LOP:OVERhead:TIM:PATTern:B? 1387
:SENSe:DATA:TELecom:SDHSonet:LOP:OVERhead:TIM:PATTern? 1388
:SENSe:DATA:TELecom:SDHSonet:LOP:OVERhead:TIM? 1389
:SENSe:DATA:TELecom:SDHSonet:LOP:TCAPident:EXPected 1390
:SENSe:DATA:TELecom:SDHSonet:LOP:TCAPident:EXPected? 1391
:SENSe:DATA:TELecom:SDHSonet:LOP:TCAPident:TCTim 1392
:SENSe:DATA:TELecom:SDHSonet:LOP:TCAPident:TCTim? 1393
:SENSe:DATA:TELecom:SDHSonet:PATH:OVERhead:TIM 1394
:SENSe:DATA:TELecom:SDHSonet:PATH:OVERhead:TIM:PATTern 1395
:SENSe:DATA:TELecom:SDHSonet:PATH:OVERhead:TIM:PATTern:B 1396
:SENSe:DATA:TELecom:SDHSonet:PATH:OVERhead:TIM:PATTern:B? 1397
:SENSe:DATA:TELecom:SDHSonet:PATH:OVERhead:TIM:PATTern? 1398
:SENSe:DATA:TELecom:SDHSonet:PATH:OVERhead:TIM? 1399
:SENSe:DATA:TELecom:SDHSonet:SECTion:OVERhead:TIM 1400
:SENSe:DATA:TELecom:SDHSonet:SECTion:OVERhead:TIM:PATTern 1401
:SENSe:DATA:TELecom:SDHSonet:SECTion:OVERhead:TIM:PATTern:B 1402
:SENSe:DATA:TELecom:SDHSonet:SECTion:OVERhead:TIM:PATTern:B? 1403
:SENSe:DATA:TELecom:SDHSonet:SECTion:OVERhead:TIM:PATTern? 1404
:SENSe:DATA:TELecom:SDHSonet:SECTion:OVERhead:TIM? 1405
:SOURce:DATA:TELecom:SDHSonet:HOP:TCAPident:N[1..n]:MESSage 1406
:SOURce:DATA:TELecom:SDHSonet:HOP:TCAPident:N[1..n]:MESSage? 1407
:SOURce:DATA:TELecom:SDHSonet:LOP:OVERhead:J[1..n]:PATTern 1408

:SOURce:DATA:TELecom:SDHSonet:LOP:OVERhead:J[1..n]:PATTern:B 1409
:SOURce:DATA:TELecom:SDHSonet:LOP:OVERhead:J[1..n]:PATTern:B? 1410
:SOURce:DATA:TELecom:SDHSonet:LOP:OVERhead:J[1..n]:PATTern? 1411
:SOURce:DATA:TELecom:SDHSonet:LOP:TCAPident:N[1..n]:MESSage 1412
:SOURce:DATA:TELecom:SDHSonet:LOP:TCAPident:N[1..n]:MESSage? 1413
:SOURce:DATA:TELecom:SDHSonet:PATH:OVERhead:J[1..n]:PATTern 1414
:SOURce:DATA:TELecom:SDHSonet:PATH:OVERhead:J[1..n]:PATTern:B 1415
:SOURce:DATA:TELecom:SDHSonet:PATH:OVERhead:J[1..n]:PATTern:B? 1416
:SOURce:DATA:TELecom:SDHSonet:PATH:OVERhead:J[1..n]:PATTern? 1417
:SOURce:DATA:TELecom:SDHSonet:SECTion:OVERhead:J[1..n]:PATTern 1418
:SOURce:DATA:TELecom:SDHSonet:SECTion:OVERhead:J[1..n]:PATTern:B 1419
:SOURce:DATA:TELecom:SDHSonet:SECTion:OVERhead:J[1..n]:PATTern:B? 1420
:SOURce:DATA:TELecom:SDHSonet:SECTion:OVERhead:J[1..n]:PATTern? 1421
1588 PTP 1422
:FETCh:DATA:TELecom:PACKetsync:PTP:DELay:MODE? 1422
:FETCh:DATA:TELecom:PACKetsync:PTP:FRAMing? 1423
:FETCh:DATA:TELecom:PACKetsync:PTP:LEASe:DURation? 1424
:FETCh:DATA:TELecom:PACKetsync:PTP:MECHanism? 1425
:FETCh:DATA:TELecom:PACKetsync:PTP:MODE? 1426
:FETCh:DATA:TELecom:PACKetsync:PTP:NEGotiation:STATus? 1427
:FETCh:DATA:TELecom:PACKetsync:PTP:PROFile? 1428
:FETCh:DATA:TELecom:PACKetsync:PTP:RENewal:INTerval? 1429
:FETCh:DATA:TELecom:PACKetsync:PTP:STATus? 1430
:SOURce:DATA:TELecom:PACKetsync:PTP:CONNect:ENABled 1431
:SOURce:DATA:TELecom:PACKetsync:PTP:CONNect:ENABled? 1432
:SOURce:DATA:TELecom:PACKetsync:PTP:DOMain 1433
:SOURce:DATA:TELecom:PACKetsync:PTP:DOMain? 1434
:SOURce:DATA:TELecom:PACKetsync:PTP:FLABel 1435
:SOURce:DATA:TELecom:PACKetsync:PTP:FLABel? 1436
:SOURce:DATA:TELecom:PACKetsync:PTP:GMADdress:IPVersion 1437
:SOURce:DATA:TELecom:PACKetsync:PTP:GMADdress:IPVersion? 1438
:SOURce:DATA:TELecom:PACKetsync:PTP:GMIPaddress 1439
:SOURce:DATA:TELecom:PACKetsync:PTP:GMIPaddress? 1440
:SOURce:DATA:TELecom:PACKetsync:PTP:IPDV:THReshold 1441
:SOURce:DATA:TELecom:PACKetsync:PTP:IPDV:THReshold? 1442
:SOURce:DATA:TELecom:PACKetsync:PTP:IPTosds 1443
:SOURce:DATA:TELecom:PACKetsync:PTP:IPTosds? 1444
:SOURce:DATA:TELecom:PACKetsync:PTP:MMAC 1445
:SOURce:DATA:TELecom:PACKetsync:PTP:MMAC? 1446
:SOURce:DATA:TELecom:PACKetsync:PTP:PROFile 1447
:SOURce:DATA:TELecom:PACKetsync:PTP:PROFile? 1448
:SOURce:DATA:TELecom:PACKetsync:PTP:QL:EXPected 1449
:SOURce:DATA:TELecom:PACKetsync:PTP:QL:EXPected? 1451
:SOURce:DATA:TELecom:PACKetsync:PTP:QL:MISMatch:ENABled 1453
:SOURce:DATA:TELecom:PACKetsync:PTP:QL:MISMatch:ENABled? 1454
:SOURce:DATA:TELecom:PACKetsync:PTP:RATE:ANNounce 1455
:SOURce:DATA:TELecom:PACKetsync:PTP:RATE:ANNounce? 1456
:SOURce:DATA:TELecom:PACKetsync:PTP:RATE:DELay:REQuest 1457

:SOURce:DATA:TELecom:PACKetsync:PTP:RATE:DELay:REQuest? 1458
:SOURce:DATA:TELecom:PACKetsync:PTP:RATE:SYNC 1459
:SOURce:DATA:TELecom:PACKetsync:PTP:RATE:SYNC? 1460
:SOURce:DATA:TELecom:PACKetsync:PTP:RECeipt:TIMeout 1461
:SOURce:DATA:TELecom:PACKetsync:PTP:RECeipt:TIMeout? 1462
:SOURce:DATA:TELecom:PACKetsync:PTP:UDMAc:ADDRess 1463
:SOURce:DATA:TELecom:PACKetsync:PTP:UDMAc:ADDRess? 1464
:SOURce:DATA:TELecom:PACKetsync:PTP:UDMAc:STATus 1465
:SOURce:DATA:TELecom:PACKetsync:PTP:UDMAc:STATus? 1466
:SOURce:DATA:TELecom:PACKetsync:PTP:VERDict:ENABled 1467
:SOURce:DATA:TELecom:PACKetsync:PTP:VERDict:ENABled? 1468
Grand Master Information 1469
:FETCh:DATA:TELecom:PACKetsync:PTP:GMINfo:CLOCk:ACCUracy? 1469
:FETCh:DATA:TELecom:PACKetsync:PTP:GMINfo:CLOCk:CLASs? 1470
:FETCh:DATA:TELecom:PACKetsync:PTP:GMINfo:CLOCk:MODE? 1471
:FETCh:DATA:TELecom:PACKetsync:PTP:GMINfo:IDENtity? 1472
:FETCh:DATA:TELecom:PACKetsync:PTP:GMINfo:LMIAnnounce? 1473
:FETCh:DATA:TELecom:PACKetsync:PTP:GMINfo:LMISync? 1474
:FETCh:DATA:TELecom:PACKetsync:PTP:GMINfo:PIDEntity? 1475
:FETCh:DATA:TELecom:PACKetsync:PTP:GMINfo:PRIOrity:ONE? 1476
:FETCh:DATA:TELecom:PACKetsync:PTP:GMINfo:PRIOrity:TWO? 1477
:FETCh:DATA:TELecom:PACKetsync:PTP:GMINfo:SREMoved? 1478
:FETCh:DATA:TELecom:PACKetsync:PTP:GMINfo:TSOUrce? 1479
Streams - Profile 1480
:SOURce:DATA:TELecom:ETHernet:ENABled:BANDwidth? 1480
:SOURce:DATA:TELecom:ETHernet:STReam:ENABled 1481
:SOURce:DATA:TELecom:ETHernet:STReam:ENABled? 1482
:SOURce:DATA:TELecom:ETHernet:STReam:FCOunt 1483
:SOURce:DATA:TELecom:ETHernet:STReam:FCOunt? 1484
:SOURce:DATA:TELecom:ETHernet:STReam:FRAMe:SIZE 1485
:SOURce:DATA:TELecom:ETHernet:STReam:FRAMe:SIZE:TYPE 1486
:SOURce:DATA:TELecom:ETHernet:STReam:FRAMe:SIZE:TYPE? 1487
:SOURce:DATA:TELecom:ETHernet:STReam:FRAMe:SIZE? 1488
:SOURce:DATA:TELecom:ETHernet:STReam:FRAMe:SWEep:END 1489
:SOURce:DATA:TELecom:ETHernet:STReam:FRAMe:SWEep:END? 1490
:SOURce:DATA:TELecom:ETHernet:STReam:FRAMe:SWEep:STARt 1491
:SOURce:DATA:TELecom:ETHernet:STReam:FRAMe:SWEep:STARt? 1492
:SOURce:DATA:TELecom:ETHernet:STReam:MODE 1493
:SOURce:DATA:TELecom:ETHernet:STReam:MODE? 1494
:SOURce:DATA:TELecom:ETHernet:STReam:PROFile:RATE 1495
:SOURce:DATA:TELecom:ETHernet:STReam:PROFile:RATE:MBPS 1496
:SOURce:DATA:TELecom:ETHernet:STReam:PROFile:RATE:MBPS? 1497
:SOURce:DATA:TELecom:ETHernet:STReam:PROFile:RATE? 1498
:SOURce:DATA:TELecom:ETHernet:STReam:QOSMetrics:FLOSs:COUNt 1499
:SOURce:DATA:TELecom:ETHernet:STReam:QOSMetrics:FLOSs:COUNt? 1500
:SOURce:DATA:TELecom:ETHernet:STReam:QOSMetrics:FLOSs:RATE 1501
:SOURce:DATA:TELecom:ETHernet:STReam:QOSMetrics:FLOSs:RATE? 1502
:SOURce:DATA:TELecom:ETHernet:STReam:QOSMetrics:FLOSs:STATus 1503

:SOURce:DATA:TELecom:ETHernet:STReam:QOSMetrics:FLOSs:STATus? 1504
:SOURce:DATA:TELecom:ETHernet:STReam:QOSMetrics:FLOSs:TYPE 1505
:SOURce:DATA:TELecom:ETHernet:STReam:QOSMetrics:FLOSs:TYPE? 1506
:SOURce:DATA:TELecom:ETHernet:STReam:QOSMetrics:JITTer:STATus 1507
:SOURce:DATA:TELecom:ETHernet:STReam:QOSMetrics:JITTer:STATus? 1508
:SOURce:DATA:TELecom:ETHernet:STReam:QOSMetrics:JITTer:VALue 1509
:SOURce:DATA:TELecom:ETHernet:STReam:QOSMetrics:JITTer:VALue? 1510
:SOURce:DATA:TELecom:ETHernet:STReam:QOSMetrics:LATency:STATus 1511
:SOURce:DATA:TELecom:ETHernet:STReam:QOSMetrics:LATency:STATus? 1512
:SOURce:DATA:TELecom:ETHernet:STReam:QOSMetrics:LATency:VALue 1513
:SOURce:DATA:TELecom:ETHernet:STReam:QOSMetrics:LATency:VALue? 1514
:SOURce:DATA:TELecom:ETHernet:STReam:QOSMetrics:OOSequence:COUNt 1515
:SOURce:DATA:TELecom:ETHernet:STReam:QOSMetrics:OOSequence:COUNt? 1516
:SOURce:DATA:TELecom:ETHernet:STReam:QOSMetrics:OOSequence:RATE 1517
:SOURce:DATA:TELecom:ETHernet:STReam:QOSMetrics:OOSequence:RATE? 1518
:SOURce:DATA:TELecom:ETHernet:STReam:QOSMetrics:OOSequence:STATus 1519
:SOURce:DATA:TELecom:ETHernet:STReam:QOSMetrics:OOSequence:STATus? 1520
:SOURce:DATA:TELecom:ETHernet:STReam:QOSMetrics:OOSequence:TYPE 1521
:SOURce:DATA:TELecom:ETHernet:STReam:QOSMetrics:OOSequence:TYPE? 1522
:SOURce:DATA:TELecom:ETHernet:STReam:QOSMetrics:THRoughput:MAXimum 1523
:SOURce:DATA:TELecom:ETHernet:STReam:QOSMetrics:THRoughput:MAXimum? 1524
:SOURce:DATA:TELecom:ETHernet:STReam:QOSMetrics:THRoughput:MINimum 1526
:SOURce:DATA:TELecom:ETHernet:STReam:QOSMetrics:THRoughput:MINimum? 1527
:SOURce:DATA:TELecom:ETHernet:STReam:QOSMetrics:THRoughput:STATus 1529
:SOURce:DATA:TELecom:ETHernet:STReam:QOSMetrics:THRoughput:STATus? 1530
:SOURce:DATA:TELecom:ETHernet:STReam:QOSMetrics:THRoughput:TYPE 1531
:SOURce:DATA:TELecom:ETHernet:STReam:QOSMetrics:THRoughput:TYPE? 1532
:SOURce:DATA:TELecom:ETHernet:STReam:TRAnsmit:MODE 1533
:SOURce:DATA:TELecom:ETHernet:STReam:TRAnsmit:MODE? 1534
:SOURce:DATA:TELecom:ETHernet:STReam:TRAnsmit:NFRame 1535
:SOURce:DATA:TELecom:ETHernet:STReam:TRAnsmit:NFRame? 1536
:SOURce:DATA:TELecom:ETHernet:TOTal:BANDwidth? 1537
Streams - Profile (Profile) 1538
:SOURce:DATA:TELecom:ETHernet:STReam:CODec:VIDeo 1538
:SOURce:DATA:TELecom:ETHernet:STReam:CODec:VIDeo:CHANnels 1539
:SOURce:DATA:TELecom:ETHernet:STReam:CODec:VIDeo:CHANnels? 1540
:SOURce:DATA:TELecom:ETHernet:STReam:CODec:VIDeo? 1541
:SOURce:DATA:TELecom:ETHernet:STReam:CODec:VOICe 1542
:SOURce:DATA:TELecom:ETHernet:STReam:CODec:VOICe:CALLs 1543
:SOURce:DATA:TELecom:ETHernet:STReam:CODec:VOICe:CALLs? 1544
:SOURce:DATA:TELecom:ETHernet:STReam:CODec:VOICe? 1545
:SOURce:DATA:TELecom:ETHernet:STReam:PROFile:TYPE 1546
:SOURce:DATA:TELecom:ETHernet:STReam:PROFile:TYPE? 1547
Shaping 1548
:SOURce:DATA:TELecom:ETHernet:STReam:BURSt:BANDwidth 1548
:SOURce:DATA:TELecom:ETHernet:STReam:BURSt:BANDwidth? 1549
:SOURce:DATA:TELecom:ETHernet:STReam:BURSt:COUNt 1550
:SOURce:DATA:TELecom:ETHernet:STReam:BURSt:COUNt? 1551

:SOURce:DATA:TELecom:ETHernet:STReam:BURSt:TIME 1552
:SOURce:DATA:TELecom:ETHernet:STReam:BURSt:TIME? 1553
:SOURce:DATA:TELecom:ETHernet:STReam:RAMP:COUNt 1554
:SOURce:DATA:TELecom:ETHernet:STReam:RAMP:COUNt? 1555
:SOURce:DATA:TELecom:ETHernet:STReam:RAMP:STEP 1556
:SOURce:DATA:TELecom:ETHernet:STReam:RAMP:STEP? 1557
:SOURce:DATA:TELecom:ETHernet:STReam:RAMP:TIME 1558
:SOURce:DATA:TELecom:ETHernet:STReam:RAMP:TIME? 1559
Streams - Global 1560
:FETCh:DATA:TELecom:ETHernet:STReam:BATCh:COPY:SYNC:PROGress? 1560
:SOURce:DATA:TELecom:ETHernet:STReam:BATCh:COPY 1561
:SOURce:DATA:TELecom:ETHernet:STReam:BATCh:COPY:APPLy 1562
:SOURce:DATA:TELecom:ETHernet:STReam:BATCh:COPY:STReam 1563
:SOURce:DATA:TELecom:ETHernet:STReam:BATCh:COPY:STReam? 1564
:SOURce:DATA:TELecom:ETHernet:STReam:BATCh:DEFault:GATeway:ENABle 1565
:SOURce:DATA:TELecom:ETHernet:STReam:BATCh:DEFault:GATeway:ENABle? 1566
:SOURce:DATA:TELecom:ETHernet:STReam:BATCh:DEFault:GATeway:IP 1567
:SOURce:DATA:TELecom:ETHernet:STReam:BATCh:DEFault:GATeway:IP? 1568
:SOURce:DATA:TELecom:ETHernet:STReam:BATCh:DESTination:IP 1569
:SOURce:DATA:TELecom:ETHernet:STReam:BATCh:DESTination:IP:ENABle 1570
:SOURce:DATA:TELecom:ETHernet:STReam:BATCh:DESTination:IP:ENABle? 1571
:SOURce:DATA:TELecom:ETHernet:STReam:BATCh:DESTination:IP? 1572
:SOURce:DATA:TELecom:ETHernet:STReam:BATCh:DESTination:MAC:ADDRess 1573
:SOURce:DATA:TELecom:ETHernet:STReam:BATCh:DESTination:MAC:ADDRess? 1574
:SOURce:DATA:TELecom:ETHernet:STReam:BATCh:DESTination:MAC:ENABle 1575
:SOURce:DATA:TELecom:ETHernet:STReam:BATCh:DESTination:MAC:ENABle? 1576
:SOURce:DATA:TELecom:ETHernet:STReam:BATCh:DESTination:MAC:TYPE 1577
:SOURce:DATA:TELecom:ETHernet:STReam:BATCh:DESTination:MAC:TYPE? 1578
:SOURce:DATA:TELecom:ETHernet:STReam:BATCh:SOURce:ADDRess:TYPE 1579
:SOURce:DATA:TELecom:ETHernet:STReam:BATCh:SOURce:ADDRess:TYPE? 1580
:SOURce:DATA:TELecom:ETHernet:STReam:BATCh:SOURce:IP 1581
:SOURce:DATA:TELecom:ETHernet:STReam:BATCh:SOURce:IP:ENABle 1582
:SOURce:DATA:TELecom:ETHernet:STReam:BATCh:SOURce:IP:ENABle? 1583
:SOURce:DATA:TELecom:ETHernet:STReam:BATCh:SOURce:IP? 1584
:SOURce:DATA:TELecom:ETHernet:STReam:BATCh:SOURce:SUBNet:MASK 1585
:SOURce:DATA:TELecom:ETHernet:STReam:BATCh:SOURce:SUBNet:MASK? 1586
:SOURce:DATA:TELecom:ETHernet:STReam:GLOBal:QOSMetrics:ENABle 1587
:SOURce:DATA:TELecom:ETHernet:STReam:GLOBal:QOSMetrics:ENABle? 1588
:SOURce:DATA:TELecom:ETHernet:STReam:GLOBal:RESTore:DEFault 1589
:SOURce:DATA:TELecom:ETHernet:STReam:NAME 1590
:SOURce:DATA:TELecom:ETHernet:STReam:NAME? 1591
Streams - Global (Copy Stream) 1592
:SOURce:DATA:TELecom:ETHernet:STReam:GLOBal:COPYstream 1592
SyncE 1593
:FETCh:DATA:TELecom:PACKetsync:SYNCe:ESMC:MONitoring:ESMC? 1593
:FETCh:DATA:TELecom:PACKetsync:SYNCe:ESMC:MONitoring:RECeivedql? 1594
:SOURce:DATA:TELecom:PACKetsync:SYNCe:ESMC:GENeration:GENerated:QLENable 1595
:SOURce:DATA:TELecom:PACKetsync:SYNCe:ESMC:GENeration:GENerated:QLENable? 1596

:SOURce:DATA:TELecom:PACKetsync:SYNCe:ESMC:GENeration:GENerated:QLValue 1597
:SOURce:DATA:TELecom:PACKetsync:SYNCe:ESMC:GENeration:GENerated:QLValue? 1599
:SOURce:DATA:TELecom:PACKetsync:SYNCe:ESMC:GENeration:QLRate 1600
:SOURce:DATA:TELecom:PACKetsync:SYNCe:ESMC:GENeration:QLRate? 1601
:SOURce:DATA:TELecom:PACKetsync:SYNCe:ESMC:MONitoring:EXPectedql 1602
:SOURce:DATA:TELecom:PACKetsync:SYNCe:ESMC:MONitoring:EXPectedql? 1604
:SOURce:DATA:TELecom:PACKetsync:SYNCe:ESMC:MONitoring:PASSfail:VERDict 1605
:SOURce:DATA:TELecom:PACKetsync:SYNCe:ESMC:MONitoring:PASSfail:VERDict? 1606
:SOURce:DATA:TELecom:PACKetsync:SYNCe:ESMC:MONitoring:QLMismatch 1607
:SOURce:DATA:TELecom:PACKetsync:SYNCe:ESMC:MONitoring:QLMismatch? 1608
:SOURce:DATA:TELecom:PACKetsync:SYNCe:ESMC:MONitoring:RATE:THReshold 1609
:SOURce:DATA:TELecom:PACKetsync:SYNCe:ESMC:MONitoring:RATE:THReshold? 1610
Services - Profile 1611
:SOURce:DATA:TELecom:ETHernet:ESAM:CONFig:PROFile:SERVice:ENABle 1611
:SOURce:DATA:TELecom:ETHernet:ESAM:CONFig:PROFile:SERVice:ENABle? 1612
:SOURce:DATA:TELecom:ETHernet:ESAM:CONFig:SERVices:FRASize:EMIX:FRAMesize 1613
:SOURce:DATA:TELecom:ETHernet:ESAM:CONFig:SERVices:FRASize:EMIX:FRAMesize? 1614
:SOURce:DATA:TELecom:ETHernet:ESAM:CONFig:SERVices:FRASize:QUANtity 1616
:SOURce:DATA:TELecom:ETHernet:ESAM:CONFig:SERVices:FRASize:QUANtity? 1617
:SOURce:DATA:TELecom:ETHernet:ESAM:CONFig:SERVices:FRASize:RESDefault 1618
:SOURce:DATA:TELecom:ETHernet:ESAM:CONFig:SERVices:SLAParameter:BSIZe 1619
:SOURce:DATA:TELecom:ETHernet:ESAM:CONFig:SERVices:SLAParameter:BSIZe:ENABle 1621
:SOURce:DATA:TELecom:ETHernet:ESAM:CONFig:SERVices:SLAParameter:BSIZe:ENABle? 1622
:SOURce:DATA:TELecom:ETHernet:ESAM:CONFig:SERVices:SLAParameter:BSIZe? 1623
:SOURce:DATA:TELecom:ETHernet:ESAM:CONFig:SERVices:SLAParameter:INFRate 1626
:SOURce:DATA:TELecom:ETHernet:ESAM:CONFig:SERVices:SLAParameter:INFRate:ENABle 1628
:SOURce:DATA:TELecom:ETHernet:ESAM:CONFig:SERVices:SLAParameter:INFRate:ENABle? 1629
:SOURce:DATA:TELecom:ETHernet:ESAM:CONFig:SERVices:SLAParameter:INFRate? 1630
:SOURce:DATA:TELecom:ETHernet:ESAM:CONFig:SERVices:SLAParameter:PERCriteria:ENABle 1633
:SOURce:DATA:TELecom:ETHernet:ESAM:CONFig:SERVices:SLAParameter:PERCriteria:ENABle? 1635
:SOURce:DATA:TELecom:ETHernet:ESAM:CONFig:SERVices:SLAParameter:PERCriteria:VALue 1637
:SOURce:DATA:TELecom:ETHernet:ESAM:CONFig:SERVices:SLAParameter:PERCriteria:VALue? 1640
:SOURce:DATA:TELecom:ETHernet:ESAM:CONFig:SERVices:TPARameter:BMRate 1643
:SOURce:DATA:TELecom:ETHernet:ESAM:CONFig:SERVices:TPARameter:BMRate? 1644
:SOURce:DATA:TELecom:ETHernet:ESAM:CONFig:SERVices:TPARameter:TRAPolicing:ENABle 1646
:SOURce:DATA:TELecom:ETHernet:ESAM:CONFig:SERVices:TPARameter:TRAPolicing:ENABle? 1647
:SOURce:DATA:TELecom:ETHernet:ESAM:CONFig:SERVices:TPARameter:TRAPolicing:VALue 1648
:SOURce:DATA:TELecom:ETHernet:ESAM:CONFig:SERVices:TPARameter:TRAPolicing:VALue? 1650
EtherSAM - Global 1652
:FETCh:DATA:TELecom:ETHernet:ESAM:GLOBal:LATency:ALARm:CURRent? 1652
:FETCh:DATA:TELecom:ETHernet:ESAM:GLOBal:TDURation:ESTimate? 1653
:FETCh:DATA:TELecom:ETHernet:ESAM:NATDiscovery:LWIPaddress? 1654
:FETCh:DATA:TELecom:ETHernet:ESAM:NATDiscovery:STATus? 1655
:SOURce:DATA:TELecom:ETHernet:ESAM:CONFig:OVERview:SCOTest:TYPE 1656
:SOURce:DATA:TELecom:ETHernet:ESAM:CONFig:OVERview:SCOTest:TYPE? 1657
:SOURce:DATA:TELecom:ETHernet:ESAM:GLOBal:LMMode 1658
:SOURce:DATA:TELecom:ETHernet:ESAM:GLOBal:LMMode? 1659
:SOURce:DATA:TELecom:ETHernet:ESAM:GLOBal:PDIRection:CONFig:STATus 1660

:SOURce:DATA:TELecom:ETHernet:ESAM:GLOBal:PDIRection:CONFig:STATus? 1661
:SOURce:DATA:TELecom:ETHernet:ESAM:GLOBal:SPRTest:DURation 1662
:SOURce:DATA:TELecom:ETHernet:ESAM:GLOBal:SPRTest:DURation? 1663
:SOURce:DATA:TELecom:ETHernet:ESAM:GLOBal:SPRTest:ENABled 1664
:SOURce:DATA:TELecom:ETHernet:ESAM:GLOBal:SPRTest:ENABled? 1665
:SOURce:DATA:TELecom:ETHernet:ESAM:RESTore:DEFault 1666
EtherSAM - Burst 1667
:FETCh:DATA:TELecom:ETHernet:ESAM:BURSt:CBS:TIME? 1667
:FETCh:DATA:TELecom:ETHernet:ESAM:BURSt:EBS:TIME? 1668
:FETCh:DATA:TELecom:ETHernet:ESAM:BURSt:TBURst:TIME? 1669
:FETCh:DATA:TELecom:ETHernet:ESAM:BURSt:TOTal? 1670
:SOURce:DATA:TELecom:ETHernet:ESAM:CONFig:BURSt:PARameters:BIRFrame 1671
:SOURce:DATA:TELecom:ETHernet:ESAM:CONFig:BURSt:PARameters:BIRFrame? 1672
:SOURce:DATA:TELecom:ETHernet:ESAM:CONFig:BURSt:PARameters:NOBSequence 1673
:SOURce:DATA:TELecom:ETHernet:ESAM:CONFig:BURSt:PARameters:NOBSequence? 1674
:SOURce:DATA:TELecom:ETHernet:ESAM:CONFig:BURSt:PARameters:RDERatio 1675
:SOURce:DATA:TELecom:ETHernet:ESAM:CONFig:BURSt:PARameters:RDERatio? 1676
EtherSAM - Ramp 1677
:FETCh:DATA:TELecom:ETHernet:ESAM:RAMP:DURation? 1677
:SOURce:DATA:TELecom:ETHernet:ESAM:RAMP:STEP:ADD 1678
:SOURce:DATA:TELecom:ETHernet:ESAM:RAMP:STEP:DEFault 1679
:SOURce:DATA:TELecom:ETHernet:ESAM:RAMP:STEP:DELete 1680
:SOURce:DATA:TELecom:ETHernet:ESAM:RAMP:STEP:TIME 1681
:SOURce:DATA:TELecom:ETHernet:ESAM:RAMP:STEP:TIME? 1682
Fibre Channel 1683
:FETCh:DATA:TELecom:FIBer:PORT:DTOPology? 1683
:FETCh:DATA:TELecom:FIBer:PORT:FLOGin:STATus? 1684
:FETCh:DATA:TELecom:FIBer:PORT:LOGin 1685
:FETCh:DATA:TELecom:FIBer:PORT:PLOGin:STATus? 1686
:SOURce:DATA:TELecom:FIBer:PORT:ADVertised:BBCRedit 1687
:SOURce:DATA:TELecom:FIBer:PORT:ADVertised:BBCRedit? 1688
:SOURce:DATA:TELecom:FIBer:PORT:AVAilable:BBCRedit 1689
:SOURce:DATA:TELecom:FIBer:PORT:AVAilable:BBCRedit? 1690
:SOURce:DATA:TELecom:FIBer:PORT:FCONtrol:ENABle 1691
:SOURce:DATA:TELecom:FIBer:PORT:FCONtrol:ENABle? 1692
:SOURce:DATA:TELecom:FIBer:PORT:LOGin:STATus 1693
:SOURce:DATA:TELecom:FIBer:PORT:LOGin:STATus? 1694
:SOURce:DATA:TELecom:FIBer:PORT:WDEStination 1695
:SOURce:DATA:TELecom:FIBer:PORT:WDEStination? 1696
:SOURce:DATA:TELecom:FIBer:PORT:WSOurce 1697
:SOURce:DATA:TELecom:FIBer:PORT:WSOurce? 1698
Labels 1699
:SENSe:DATA:TELecom:SDHSonet:HOP:PATH:LABel:EXPected 1699
:SENSe:DATA:TELecom:SDHSonet:HOP:PATH:LABel:EXPected? 1701
:SENSe:DATA:TELecom:SDHSonet:HOP:PUNeq 1703
:SENSe:DATA:TELecom:SDHSonet:HOP:PUNeq? 1704
:SENSe:DATA:TELecom:SDHSonet:LOP:PATH:LABel:EXPected 1705
:SENSe:DATA:TELecom:SDHSonet:LOP:PATH:LABel:EXPected? 1706

:SENSe:DATA:TELecom:SDHSonet:LOP:PUNeq 1707
:SENSe:DATA:TELecom:SDHSonet:LOP:PUNeq? 1708
:SENSe:DATA:TELecom:SDHSonet:LOPTu:PATH:LABel:EXPected 1709
:SENSe:DATA:TELecom:SDHSonet:LOPTu:PATH:LABel:EXPected? 1711
:SOURce:DATA:TELecom:SDHSonet:HOP:PATH:LABel 1712
:SOURce:DATA:TELecom:SDHSonet:HOP:PATH:LABel? 1715
:SOURce:DATA:TELecom:SDHSonet:LOP:PATH:LABel 1718
:SOURce:DATA:TELecom:SDHSonet:LOP:PATH:LABel? 1719
:SOURce:DATA:TELecom:SDHSonet:LOPTu:PATH:LABel 1720
:SOURce:DATA:TELecom:SDHSonet:LOPTu:PATH:LABel? 1722
Thresholds (RFC 2544) 1724
:SOURce:DATA:TELecom:ETHernet:REMote:THReshold 1724
:SOURce:DATA:TELecom:ETHernet:REMote:THReshold? 1726
Network 1728
:FETCh:DATA:TELecom:ETHernet:SLTool:NETWork:DGATeway:IPVersion:ADDRess:STATus? 1728
:FETCh:DATA:TELecom:ETHernet:SLTool:NETWork:GLOBal:IPVersion:ADDRess:STATus? 1729
:FETCh:DATA:TELecom:ETHernet:SLTool:NETWork:LOCal:IPVersion:ADDRess:STATus? 1730
:SOURce:DATA:TELecom:ETHernet:NETWork:DATalink:TYPE 1731
:SOURce:DATA:TELecom:ETHernet:NETWork:DATalink:TYPE? 1732
:SOURce:DATA:TELecom:ETHernet:NETWork:DEFault:GATeway:ADDRess 1733
:SOURce:DATA:TELecom:ETHernet:NETWork:DEFault:GATeway:ADDRess? 1734
:SOURce:DATA:TELecom:ETHernet:NETWork:DEFault:GATeway:STATus 1735
:SOURce:DATA:TELecom:ETHernet:NETWork:DEFault:GATeway:STATus? 1736
:SOURce:DATA:TELecom:ETHernet:NETWork:DHCP:STATus 1737
:SOURce:DATA:TELecom:ETHernet:NETWork:DHCP:STATus? 1738
:SOURce:DATA:TELecom:ETHernet:NETWork:FACTory:DEFault 1739
:SOURce:DATA:TELecom:ETHernet:NETWork:FACTory:DEFault? 1740
:SOURce:DATA:TELecom:ETHernet:NETWork:LOCal:IPVersion:ADDRess 1741
:SOURce:DATA:TELecom:ETHernet:NETWork:LOCal:IPVersion:ADDRess? 1742
:SOURce:DATA:TELecom:ETHernet:NETWork:MAC:ADDRess 1743
:SOURce:DATA:TELecom:ETHernet:NETWork:MAC:ADDRess? 1744
:SOURce:DATA:TELecom:ETHernet:NETWork:SUBNet:MASK 1745
:SOURce:DATA:TELecom:ETHernet:NETWork:SUBNet:MASK? 1746
:SOURce:DATA:TELecom:ETHernet:NETWork:VLAN 1747
:SOURce:DATA:TELecom:ETHernet:NETWork:VLAN:ID 1748
:SOURce:DATA:TELecom:ETHernet:NETWork:VLAN:ID:ELIGiblebit 1749
:SOURce:DATA:TELecom:ETHernet:NETWork:VLAN:ID:ELIGiblebit? 1750
:SOURce:DATA:TELecom:ETHernet:NETWork:VLAN:ID? 1751
:SOURce:DATA:TELecom:ETHernet:NETWork:VLAN:PRIority 1752
:SOURce:DATA:TELecom:ETHernet:NETWork:VLAN:PRIority? 1753
:SOURce:DATA:TELecom:ETHernet:NETWork:VLAN:STACked 1754
:SOURce:DATA:TELecom:ETHernet:NETWork:VLAN:STACked? 1755
:SOURce:DATA:TELecom:ETHernet:NETWork:VLAN:TYPE 1756
:SOURce:DATA:TELecom:ETHernet:NETWork:VLAN:TYPE? 1757
:SOURce:DATA:TELecom:ETHernet:NETWork:VLAN? 1758
:SOURce:DATA:TELecom:ETHernet:PORT:ADDRess:IP 1759
:SOURce:DATA:TELecom:ETHernet:PORT:ADDRess:IP? 1760
:SOURce:DATA:TELecom:ETHernet:SLTool:NETWork:DATalink:TYPE 1761

:SOURce:DATA:TELecom:ETHernet:SLTool:NETWork:DATalink:TYPE? ... 1762
:SOURce:DATA:TELecom:ETHernet:SLTool:NETWork:DEFault:GATeway:ADDRess ... 1763
:SOURce:DATA:TELecom:ETHernet:SLTool:NETWork:DEFault:GATeway:ADDRess? ... 1764
:SOURce:DATA:TELecom:ETHernet:SLTool:NETWork:DEFault:GATeway:STATus ... 1765
:SOURce:DATA:TELecom:ETHernet:SLTool:NETWork:DEFault:GATeway:STATus? ... 1766
:SOURce:DATA:TELecom:ETHernet:SLTool:NETWork:DHCP:STATus ... 1767
:SOURce:DATA:TELecom:ETHernet:SLTool:NETWork:DHCP:STATus? ... 1768
:SOURce:DATA:TELecom:ETHernet:SLTool:NETWork:FACTory:DEFault ... 1769
:SOURce:DATA:TELecom:ETHernet:SLTool:NETWork:FACTory:DEFault? ... 1770
:SOURce:DATA:TELecom:ETHernet:SLTool:NETWork:MAC:ADDRess ... 1771
:SOURce:DATA:TELecom:ETHernet:SLTool:NETWork:MAC:ADDRess? ... 1772
:SOURce:DATA:TELecom:ETHernet:SLTool:NETWork:SUBNet:MASK ... 1773
:SOURce:DATA:TELecom:ETHernet:SLTool:NETWork:SUBNet:MASK? ... 1774
:SOURce:DATA:TELecom:ETHernet:SLTool:NETWork:VLAN ... 1775
:SOURce:DATA:TELecom:ETHernet:SLTool:NETWork:VLAN:ID ... 1776
:SOURce:DATA:TELecom:ETHernet:SLTool:NETWork:VLAN:ID:ELIGiblebit ... 1777
:SOURce:DATA:TELecom:ETHernet:SLTool:NETWork:VLAN:ID:ELIGiblebit? ... 1778
:SOURce:DATA:TELecom:ETHernet:SLTool:NETWork:VLAN:ID? ... 1779
:SOURce:DATA:TELecom:ETHernet:SLTool:NETWork:VLAN:PRIority ... 1780
:SOURce:DATA:TELecom:ETHernet:SLTool:NETWork:VLAN:PRIority? ... 1781
:SOURce:DATA:TELecom:ETHernet:SLTool:NETWork:VLAN:STACked ... 1782
:SOURce:DATA:TELecom:ETHernet:SLTool:NETWork:VLAN:STACked? ... 1783
:SOURce:DATA:TELecom:ETHernet:SLTool:NETWork:VLAN:TYPE ... 1784
:SOURce:DATA:TELecom:ETHernet:SLTool:NETWork:VLAN:TYPE? ... 1785
:SOURce:DATA:TELecom:ETHernet:SLTool:NETWork:VLAN? ... 1786
:SOURce:DATA:TELecom:ETHernet:SLTool:PORT:ADDRess:IP ... 1787
:SOURce:DATA:TELecom:ETHernet:SLTool:PORT:ADDRess:IP? ... 1788
:SOURce:DATA:TELecom:ETHernet:SLTool:PORT:IPVersion ... 1789
:SOURce:DATA:TELecom:ETHernet:SLTool:PORT:IPVersion? ... 1790
Signal Auto-Detect ... 1791
:FETCh:DATA:TELecom:SIGNal:AUTO:DETect:CODE? ... 1791
:FETCh:DATA:TELecom:SIGNal:AUTO:DETect:DS[1..n]:FRAMing? ... 1792
:FETCh:DATA:TELecom:SIGNal:AUTO:DETect:PATTern? ... 1793
:FETCh:DATA:TELecom:SIGNal:AUTO:DETect:STATe? ... 1794
:FETCh:DATA:TELecom:SIGNal:AUTO:DETect? ... 1795
:SOURce:DATA:TELecom:SIGNal:AUTO:DETect ... 1796
:SOURce:DATA:TELecom:SIGNal:AUTO:DETect:ABORt ... 1797
:SOURce:DATA:TELecom:SIGNal:AUTO:DETect:ABORt? ... 1798
:SOURce:DATA:TELecom:SIGNal:AUTO:DETect? ... 1799
DS1 Loopback ... 1800
:FETCh:DATA:TELecom:DS[1..n]:LOOP:DOWN? ... 1800
:FETCh:DATA:TELecom:DS[1..n]:LOOP:UP? ... 1801
:SOURce:DATA:TELecom:DS[1..n]:LOOP:CODE ... 1802
:SOURce:DATA:TELecom:DS[1..n]:LOOP:CODE:INJect ... 1803
:SOURce:DATA:TELecom:DS[1..n]:LOOP:CODE:NAME ... 1804
:SOURce:DATA:TELecom:DS[1..n]:LOOP:CODE:NAME? ... 1805
:SOURce:DATA:TELecom:DS[1..n]:LOOP:CODE? ... 1806
:SOURce:DATA:TELecom:DS[1..n]:LOOP:DOWN ... 1807

:SOURce:DATA:TELecom:DS[1..n]:LOOP:DOWN? 1808
:SOURce:DATA:TELecom:DS[1..n]:LOOP:UP 1809
:SOURce:DATA:TELecom:DS[1..n]:LOOP:UP? 1810
RFC 2544 - Subtests 1811
:SOURce:DATA:TELecom:ETHernet:RFC:BCKTobck:ACCuracy 1811
:SOURce:DATA:TELecom:ETHernet:RFC:BCKTobck:ACCuracy? 1812
:SOURce:DATA:TELecom:ETHernet:RFC:BCKTobck:AERRors 1813
:SOURce:DATA:TELecom:ETHernet:RFC:BCKTobck:AERRors? 1814
:SOURce:DATA:TELecom:ETHernet:RFC:BCKTobck:MTFRames 1815
:SOURce:DATA:TELecom:ETHernet:RFC:BCKTobck:MTFRames? 1816
:SOURce:DATA:TELecom:ETHernet:RFC:BCKTobck:NBURst 1817
:SOURce:DATA:TELecom:ETHernet:RFC:BCKTobck:NBURst? 1818
:SOURce:DATA:TELecom:ETHernet:RFC:BCKTobck:TAVerage 1819
:SOURce:DATA:TELecom:ETHernet:RFC:BCKTobck:TAVerage? 1820
:SOURce:DATA:TELecom:ETHernet:RFC:FLOSs:MAXRate 1821
:SOURce:DATA:TELecom:ETHernet:RFC:FLOSs:MAXRate? 1822
:SOURce:DATA:TELecom:ETHernet:RFC:FLOSs:TAVerage 1824
:SOURce:DATA:TELecom:ETHernet:RFC:FLOSs:TAVerage? 1825
:SOURce:DATA:TELecom:ETHernet:RFC:FLOSs:TGRanularity 1826
:SOURce:DATA:TELecom:ETHernet:RFC:FLOSs:TGRanularity? 1827
:SOURce:DATA:TELecom:ETHernet:RFC:FLOSs:TTIMe 1828
:SOURce:DATA:TELecom:ETHernet:RFC:FLOSs:TTIMe? 1829
:SOURce:DATA:TELecom:ETHernet:RFC:GLOBal:LMMode 1830
:SOURce:DATA:TELecom:ETHernet:RFC:GLOBal:LMMode? 1831
:SOURce:DATA:TELecom:ETHernet:RFC:LATency:COPYtest 1832
:SOURce:DATA:TELecom:ETHernet:RFC:LATency:COPYtest? 1833
:SOURce:DATA:TELecom:ETHernet:RFC:LATency:MARGin 1834
:SOURce:DATA:TELecom:ETHernet:RFC:LATency:MARGin? 1835
:SOURce:DATA:TELecom:ETHernet:RFC:LATency:TAVerage 1836
:SOURce:DATA:TELecom:ETHernet:RFC:LATency:TAVerage? 1837
:SOURce:DATA:TELecom:ETHernet:RFC:LATency:TTIMe 1838
:SOURce:DATA:TELecom:ETHernet:RFC:LATency:TTIMe? 1839
:SOURce:DATA:TELecom:ETHernet:RFC:THRoughput:ACCuracy 1840
:SOURce:DATA:TELecom:ETHernet:RFC:THRoughput:ACCuracy? 1841
:SOURce:DATA:TELecom:ETHernet:RFC:THRoughput:AERRors 1842
:SOURce:DATA:TELecom:ETHernet:RFC:THRoughput:AERRors? 1843
:SOURce:DATA:TELecom:ETHernet:RFC:THRoughput:MAXRate 1844
:SOURce:DATA:TELecom:ETHernet:RFC:THRoughput:MAXRate? 1845
:SOURce:DATA:TELecom:ETHernet:RFC:THRoughput:TAVerage 1847
:SOURce:DATA:TELecom:ETHernet:RFC:THRoughput:TAVerage? 1848
:SOURce:DATA:TELecom:ETHernet:RFC:THRoughput:TTIMe 1849
:SOURce:DATA:TELecom:ETHernet:RFC:THRoughput:TTIMe? 1850
:SOURce:DATA:TELecom:ETHernet:RFC:THRoughput:VALidations 1851
:SOURce:DATA:TELecom:ETHernet:RFC:THRoughput:VALidations? 1852
TCP Throughput 1853
:SOURce:DATA:TELecom:ETHernet:TCP:CONNection:IP:TOSDs 1853
:SOURce:DATA:TELecom:ETHernet:TCP:CONNection:IP:TOSDs? 1854
:SOURce:DATA:TELecom:ETHernet:TCP:CONNection:LIP 1855

:SOURce:DATA:TELecom:ETHernet:TCP:CONNection:LIP? ... 1856
:SOURce:DATA:TELecom:ETHernet:TCP:CONNection:PORT ... 1857
:SOURce:DATA:TELecom:ETHernet:TCP:CONNection:PORT? ... 1858
:SOURce:DATA:TELecom:ETHernet:TCP:CONNection:RIP ... 1859
:SOURce:DATA:TELecom:ETHernet:TCP:CONNection:RIP? ... 1860
:SOURce:DATA:TELecom:ETHernet:TCP:INJection:THReshold ... 1861
:SOURce:DATA:TELecom:ETHernet:TCP:INJection:THReshold? ... 1862
:SOURce:DATA:TELecom:ETHernet:TCP:MODE ... 1863
:SOURce:DATA:TELecom:ETHernet:TCP:MODE? ... 1864
:SOURce:DATA:TELecom:ETHernet:TCP:THRoughput:INTSize ... 1865
:SOURce:DATA:TELecom:ETHernet:TCP:THRoughput:INTSize? ... 1866
:SOURce:DATA:TELecom:ETHernet:TCP:THRoughput:MAXSize ... 1867
:SOURce:DATA:TELecom:ETHernet:TCP:THRoughput:MAXSize? ... 1868
:SOURce:DATA:TELecom:ETHernet:TCP:THRoughput:MINSize ... 1869
:SOURce:DATA:TELecom:ETHernet:TCP:THRoughput:MINSize? ... 1870
:SOURce:DATA:TELecom:RESTore:DEFault ... 1871
Cable Test ... 1872
:SOURce:DATA:TELecom:CABLetest:LENGth:THReshold ... 1872
:SOURce:DATA:TELecom:CABLetest:LENGth:THReshold? ... 1873
:SOURce:DATA:TELecom:CABLetest:PROPdelay:THReshold ... 1874
:SOURce:DATA:TELecom:CABLetest:PROPdelay:THReshold? ... 1875
:SOURce:DATA:TELecom:CABLetest:REStore:THReshold:DEFault ... 1876
:SOURce:DATA:TELecom:CABLetest:SKEW:THReshold ... 1877
:SOURce:DATA:TELecom:CABLetest:SKEW:THReshold? ... 1878
:SOURce:DATA:TELecom:CABLetest:WIRestandard ... 1879
:SOURce:DATA:TELecom:CABLetest:WIRestandard? ... 1880
IPv6 Address Configuration ... 1881
:FETCh:DATA:TELecom:ETHernet:NETWork:DGATeway:IPVersion:ADDRess:STATus? ... 1881
:FETCh:DATA:TELecom:ETHernet:NETWork:GLOBal:IPVersion:ADDRess:STATus? ... 1882
:FETCh:DATA:TELecom:ETHernet:NETWork:LOCal:IPVersion:ADDRess:STATus? ... 1883
:FETCh:DATA:TELecom:ETHernet:STReam:DGATeway:IPVersion:ADDRess:STATus? ... 1884
:FETCh:DATA:TELecom:ETHernet:STReam:GLOBal:IPVersion:ADDRess:STATus? ... 1885
:FETCh:DATA:TELecom:ETHernet:STReam:LOCal:IPVersion:ADDRess:STATus? ... 1886
:SOURce:DATA:TELecom:ETHernet:NETWork:DGATeway:IPVersion:ADDRess ... 1887
:SOURce:DATA:TELecom:ETHernet:NETWork:DGATeway:IPVersion:ADDRess? ... 1888
:SOURce:DATA:TELecom:ETHernet:NETWork:DGATeway:IPVersion:MODE ... 1889
:SOURce:DATA:TELecom:ETHernet:NETWork:DGATeway:IPVersion:MODE? ... 1890
:SOURce:DATA:TELecom:ETHernet:NETWork:GLOBal:IPVersion:ADDRess ... 1891
:SOURce:DATA:TELecom:ETHernet:NETWork:GLOBal:IPVersion:ADDRess? ... 1892
:SOURce:DATA:TELecom:ETHernet:NETWork:GLOBal:IPVersion:IICoupled ... 1893
:SOURce:DATA:TELecom:ETHernet:NETWork:GLOBal:IPVersion:IICoupled? ... 1894
:SOURce:DATA:TELecom:ETHernet:NETWork:GLOBal:IPVersion:MODE ... 1895
:SOURce:DATA:TELecom:ETHernet:NETWork:GLOBal:IPVersion:MODE? ... 1896
:SOURce:DATA:TELecom:ETHernet:NETWork:GLOBal:IPVersion:PMASk ... 1897
:SOURce:DATA:TELecom:ETHernet:NETWork:GLOBal:IPVersion:PMASk? ... 1898
:SOURce:DATA:TELecom:ETHernet:NETWork:LOCal:IPVersion:MODE ... 1899
:SOURce:DATA:TELecom:ETHernet:NETWork:LOCal:IPVersion:MODE? ... 1900
:SOURce:DATA:TELecom:ETHernet:PORT:DGATeway:IPVersion:ADDRess ... 1901

:SOURce:DATA:TELecom:ETHernet:PORT:DGATeway:IPVersion:ADDRess? 1902
:SOURce:DATA:TELecom:ETHernet:PORT:DGATeway:IPVersion:MODE 1903
:SOURce:DATA:TELecom:ETHernet:PORT:DGATeway:IPVersion:MODE? 1904
:SOURce:DATA:TELecom:ETHernet:PORT:GLOBal:IPVersion:ADDRess 1905
:SOURce:DATA:TELecom:ETHernet:PORT:GLOBal:IPVersion:ADDRess? 1906
:SOURce:DATA:TELecom:ETHernet:PORT:GLOBal:IPVersion:IICoupled 1907
:SOURce:DATA:TELecom:ETHernet:PORT:GLOBal:IPVersion:IICoupled? 1908
:SOURce:DATA:TELecom:ETHernet:PORT:GLOBal:IPVersion:MODE 1909
:SOURce:DATA:TELecom:ETHernet:PORT:GLOBal:IPVersion:MODE? 1910
:SOURce:DATA:TELecom:ETHernet:PORT:GLOBal:IPVersion:PMASk 1911
:SOURce:DATA:TELecom:ETHernet:PORT:GLOBal:IPVersion:PMASk? 1912
:SOURce:DATA:TELecom:ETHernet:PORT:LOCal:IPVersion:ADDRess 1913
:SOURce:DATA:TELecom:ETHernet:PORT:LOCal:IPVersion:ADDRess? 1914
:SOURce:DATA:TELecom:ETHernet:PORT:LOCal:IPVersion:MODE 1915
:SOURce:DATA:TELecom:ETHernet:PORT:LOCal:IPVersion:MODE? 1916
:SOURce:DATA:TELecom:ETHernet:SLTool:NETWork:DGATeway:IPVersion:ADDRess 1917
:SOURce:DATA:TELecom:ETHernet:SLTool:NETWork:DGATeway:IPVersion:ADDRess? 1918
:SOURce:DATA:TELecom:ETHernet:SLTool:NETWork:DGATeway:IPVersion:MODE 1919
:SOURce:DATA:TELecom:ETHernet:SLTool:NETWork:DGATeway:IPVersion:MODE? 1920
:SOURce:DATA:TELecom:ETHernet:SLTool:NETWork:GLOBal:IPVersion:ADDRess 1921
:SOURce:DATA:TELecom:ETHernet:SLTool:NETWork:GLOBal:IPVersion:ADDRess? 1922
:SOURce:DATA:TELecom:ETHernet:SLTool:NETWork:GLOBal:IPVersion:IICoupled 1923
:SOURce:DATA:TELecom:ETHernet:SLTool:NETWork:GLOBal:IPVersion:IICoupled? 1924
:SOURce:DATA:TELecom:ETHernet:SLTool:NETWork:GLOBal:IPVersion:MODE 1925
:SOURce:DATA:TELecom:ETHernet:SLTool:NETWork:GLOBal:IPVersion:MODE? 1926
:SOURce:DATA:TELecom:ETHernet:SLTool:NETWork:GLOBal:IPVersion:PMASk 1927
:SOURce:DATA:TELecom:ETHernet:SLTool:NETWork:GLOBal:IPVersion:PMASk? 1928
:SOURce:DATA:TELecom:ETHernet:SLTool:NETWork:LOCal:IPVersion:ADDRess 1929
:SOURce:DATA:TELecom:ETHernet:SLTool:NETWork:LOCal:IPVersion:ADDRess? 1930
:SOURce:DATA:TELecom:ETHernet:SLTool:NETWork:LOCal:IPVersion:MODE 1931
:SOURce:DATA:TELecom:ETHernet:SLTool:NETWork:LOCal:IPVersion:MODE? 1932
Signal - Signal Configuration (DSn/PDH) 1933
:SENSe:DATA:TELecom:DSNPdh:POSition 1933
:SENSe:DATA:TELecom:DSNPdh:POSition? 1934
:SENSe:DATA:TELecom:DS[1..n]:AUTO:FORCe:RELease 1935
:SENSe:DATA:TELecom:DS[1..n]:AUTO:TYPE 1936
:SENSe:DATA:TELecom:DS[1..n]:AUTO:TYPE? 1937
:SENSe:DATA:TELecom:DS[1..n]:ENABled 1938
:SENSe:DATA:TELecom:DS[1..n]:ENABled? 1939
:SENSe:DATA:TELecom:DS[1..n]:LOOP:CODE 1940
:SENSe:DATA:TELecom:DS[1..n]:LOOP:CODE? 1941
:SENSe:DATA:TELecom:DS[1..n]:MANual:ACTivate 1942
:SENSe:DATA:TELecom:DS[1..n]:MANual:ACTivate? 1943
:SENSe:DATA:TELecom:DS[1..n]:MANual:TYPE 1944
:SENSe:DATA:TELecom:DS[1..n]:MANual:TYPE? 1945
:SENSe:DATA:TELecom:DS[1..n]:MODE 1946
:SENSe:DATA:TELecom:DS[1..n]:MODE? 1947
:SENSe:DATA:TELecom:DS[1..n]:PAYLoad:FRAMing 1948

:SENSe:DATA:TELecom:DS[1..n]:PAYLoad:FRAMing? 1949
:SENSe:DATA:TELecom:PDH:E[1..n]:ENABled 1950
:SENSe:DATA:TELecom:PDH:E[1..n]:ENABled? 1951
:SENSe:DATA:TELecom:PDH:E[1..n]:FRAMing 1952
:SENSe:DATA:TELecom:PDH:E[1..n]:FRAMing? 1953
:SOURce:DATA:TELecom:DSNPdh:BACKground 1954
:SOURce:DATA:TELecom:DSNPdh:BACKground? 1955
:SOURce:DATA:TELecom:DSNPdh:POSition 1956
:SOURce:DATA:TELecom:DSNPdh:POSition? 1957
:SOURce:DATA:TELecom:DS[1..n]:ENABled 1958
:SOURce:DATA:TELecom:DS[1..n]:ENABled? 1959
:SOURce:DATA:TELecom:DS[1..n]:PAYLoad:FRAMing 1960
:SOURce:DATA:TELecom:DS[1..n]:PAYLoad:FRAMing? 1961
:SOURce:DATA:TELecom:DS[1..n]:SIGNaling:ENABle 1962
:SOURce:DATA:TELecom:DS[1..n]:SIGNaling:ENABle? 1963
:SOURce:DATA:TELecom:E[1..n]:SIGNaling:ENABle 1964
:SOURce:DATA:TELecom:E[1..n]:SIGNaling:ENABle? 1965
:SOURce:DATA:TELecom:PDH:E[1..n]:ENABled 1966
:SOURce:DATA:TELecom:PDH:E[1..n]:ENABled? 1967
:SOURce:DATA:TELecom:PDH:E[1..n]:FRAMing 1968
:SOURce:DATA:TELecom:PDH:E[1..n]:FRAMing? 1969
S-OAM and MPLS-TP OAM 1970
:SENSe:DATA:TELecom:SOAM:PEER:MEP:QUICk:PING? 1970
:SOURce:DATA:TELecom:SOAM:CCHeck:ADDRess:TYPE 1971
:SOURce:DATA:TELecom:SOAM:CCHeck:ADDRess:TYPE? 1972
:SOURce:DATA:TELecom:SOAM:CCHeck:DROP:ELIGible 1973
:SOURce:DATA:TELecom:SOAM:CCHeck:DROP:ELIGible? 1974
:SOURce:DATA:TELecom:SOAM:CCHeck:FUNCtion:ENABle 1975
:SOURce:DATA:TELecom:SOAM:CCHeck:FUNCtion:ENABle? 1976
:SOURce:DATA:TELecom:SOAM:CCHeck:PERiod 1977
:SOURce:DATA:TELecom:SOAM:CCHeck:PERiod? 1978
:SOURce:DATA:TELecom:SOAM:CCHeck:PRIority 1979
:SOURce:DATA:TELecom:SOAM:CCHeck:PRIority? 1980
:SOURce:DATA:TELecom:SOAM:FUNCtion:ADDRess:TYPE 1981
:SOURce:DATA:TELecom:SOAM:FUNCtion:ADDRess:TYPE? 1982
:SOURce:DATA:TELecom:SOAM:FUNCtion:CONTinuous:ENABle 1983
:SOURce:DATA:TELecom:SOAM:FUNCtion:CONTinuous:ENABle? 1984
:SOURce:DATA:TELecom:SOAM:FUNCtion:DROP:ELIGible 1985
:SOURce:DATA:TELecom:SOAM:FUNCtion:DROP:ELIGible? 1986
:SOURce:DATA:TELecom:SOAM:FUNCtion:FRAMe:COUNt 1987
:SOURce:DATA:TELecom:SOAM:FUNCtion:FRAMe:COUNt? 1988
:SOURce:DATA:TELecom:SOAM:FUNCtion:FRAMe:SIZE 1989
:SOURce:DATA:TELecom:SOAM:FUNCtion:FRAMe:SIZE? 1990
:SOURce:DATA:TELecom:SOAM:FUNCtion:PAYLoad 1991
:SOURce:DATA:TELecom:SOAM:FUNCtion:PAYLoad? 1992
:SOURce:DATA:TELecom:SOAM:FUNCtion:PERiod? 1993
:SOURce:DATA:TELecom:SOAM:FUNCtion:PRIority 1994
:SOURce:DATA:TELecom:SOAM:FUNCtion:PRIority? 1995

:SOURce:DATA:TELecom:SOAM:FUNCtion:RMEPid:ENABle 1996
:SOURce:DATA:TELecom:SOAM:FUNCtion:RMEPid:ENABle? 1997
:SOURce:DATA:TELecom:SOAM:FUNCtion:TEST:ID 1998
:SOURce:DATA:TELecom:SOAM:FUNCtion:TEST:ID? 1999
:SOURce:DATA:TELecom:SOAM:FUNCtion:TEST:PATTern 2000
:SOURce:DATA:TELecom:SOAM:FUNCtion:TEST:PATTern? 2001
:SOURce:DATA:TELecom:SOAM:FUNCtion:TLV:TYPE 2002
:SOURce:DATA:TELecom:SOAM:FUNCtion:TLV:TYPE? 2003
:SOURce:DATA:TELecom:SOAM:FUNCtion:TX:ENABle 2004
:SOURce:DATA:TELecom:SOAM:FUNCtion:TX:ENABle? 2005
:SOURce:DATA:TELecom:SOAM:FUNCtion:TX:RATE 2006
:SOURce:DATA:TELecom:SOAM:FUNCtion:TX:RATE? 2007
:SOURce:DATA:TELecom:SOAM:IP 2008
:SOURce:DATA:TELecom:SOAM:IP? 2009
:SOURce:DATA:TELecom:SOAM:IPVersion 2010
:SOURce:DATA:TELecom:SOAM:IPVersion? 2011
:SOURce:DATA:TELecom:SOAM:LOCal:DOMain:ID 2012
:SOURce:DATA:TELecom:SOAM:LOCal:DOMain:ID? 2013
:SOURce:DATA:TELecom:SOAM:LOCal:MA:NAME 2014
:SOURce:DATA:TELecom:SOAM:LOCal:MA:NAME? 2015
:SOURce:DATA:TELecom:SOAM:LOCal:MD:LEVel 2016
:SOURce:DATA:TELecom:SOAM:LOCal:MD:LEVel? 2017
:SOURce:DATA:TELecom:SOAM:LOCal:MEG:ID 2018
:SOURce:DATA:TELecom:SOAM:LOCal:MEG:ID? 2019
:SOURce:DATA:TELecom:SOAM:LOCal:MEG:LEVel 2020
:SOURce:DATA:TELecom:SOAM:LOCal:MEG:LEVel? 2021
:SOURce:DATA:TELecom:SOAM:LOCal:MEP:ID 2022
:SOURce:DATA:TELecom:SOAM:LOCal:MEP:ID? 2023
:SOURce:DATA:TELecom:SOAM:MODE 2024
:SOURce:DATA:TELecom:SOAM:MODE? 2025
:SOURce:DATA:TELecom:SOAM:MPLStp:ENABle 2026
:SOURce:DATA:TELecom:SOAM:MPLStp:ENABle? 2027
:SOURce:DATA:TELecom:SOAM:MPLStp:LABel 2028
:SOURce:DATA:TELecom:SOAM:MPLStp:LABel? 2029
:SOURce:DATA:TELecom:SOAM:MPLStp:MODE 2030
:SOURce:DATA:TELecom:SOAM:MPLStp:MODE? 2031
:SOURce:DATA:TELecom:SOAM:MPLStp:TC 2032
:SOURce:DATA:TELecom:SOAM:MPLStp:TC? 2033
:SOURce:DATA:TELecom:SOAM:MPLStp:TTL 2034
:SOURce:DATA:TELecom:SOAM:MPLStp:TTL? 2035
:SOURce:DATA:TELecom:SOAM:PEER:MEP:ID 2036
:SOURce:DATA:TELecom:SOAM:PEER:MEP:ID? 2037
:SOURce:DATA:TELecom:SOAM:PEER:MEP:MAC:ADDRess 2038
:SOURce:DATA:TELecom:SOAM:PEER:MEP:MAC:ADDRess? 2039
:SOURce:DATA:TELecom:SOAM:PEER:MEP:QUICk:PING 2040
:SOURce:DATA:TELecom:SOAM:RESPonder:ENABle 2041
:SOURce:DATA:TELecom:SOAM:RESPonder:ENABle? 2042
:SOURce:DATA:TELecom:SOAM:RESolve:MAC:ENABle 2043

:SOURce:DATA:TELecom:SOAM:RESolve:MAC:ENABle? 2044
:SOURce:DATA:TELecom:SOAM:TEST:FUNCtion 2045
:SOURce:DATA:TELecom:SOAM:TEST:FUNCtion? 2046
Thresholds (S-OAM) 2047
:SOURce:DATA:TELecom:SOAM:THReshold 2047
:SOURce:DATA:TELecom:SOAM:THReshold? 2048
RFC 6349 2049
:FETCh:DATA:TELecom:ETHernet:RFC:EWORx:RID? 2049
:FETCh:DATA:TELecom:ETHernet:RFC:EWORx:RSTAte? 2050
:FETCh:DATA:TELecom:ETHernet:RFC:NATDiscovery:LWIPaddress? 2051
:FETCh:DATA:TELecom:ETHernet:RFC:NATDiscovery:STATus? 2052
:SOURce:DATA:TELecom:ETHernet:RFC:CIR 2053
:SOURce:DATA:TELecom:ETHernet:RFC:CIR? 2054
:SOURce:DATA:TELecom:ETHernet:RFC:DIRection 2055
:SOURce:DATA:TELecom:ETHernet:RFC:DIRection? 2056
:SOURce:DATA:TELecom:ETHernet:RFC:MAX:MTU 2057
:SOURce:DATA:TELecom:ETHernet:RFC:MAX:MTU? 2058
:SOURce:DATA:TELecom:ETHernet:RFC:MULTiple:CONNections 2059
:SOURce:DATA:TELecom:ETHernet:RFC:MULTiple:CONNections? 2060
:SOURce:DATA:TELecom:ETHernet:RFC:OPERation:MODe 2061
:SOURce:DATA:TELecom:ETHernet:RFC:OPERation:MODe? 2062
:SOURce:DATA:TELecom:ETHernet:RFC:PATH:MTU:DISCovery 2063
:SOURce:DATA:TELecom:ETHernet:RFC:PATH:MTU:DISCovery? 2064
:SOURce:DATA:TELecom:ETHernet:RFC:REMOte:ADDRess:IP 2065
:SOURce:DATA:TELecom:ETHernet:RFC:REMOte:ADDRess:IP? 2066
:SOURce:DATA:TELecom:ETHernet:RFC:REMOte:PORT 2067
:SOURce:DATA:TELecom:ETHernet:RFC:REMOte:PORT? 2068
:SOURce:DATA:TELecom:ETHernet:RFC:RESTore:DEFault 2069
:SOURce:DATA:TELecom:ETHernet:RFC:TCP:SERPort 2070
:SOURce:DATA:TELecom:ETHernet:RFC:TCP:SERPort? 2071
:SOURce:DATA:TELecom:ETHernet:RFC:TCP:THRoughput:DURation 2072
:SOURce:DATA:TELecom:ETHernet:RFC:TCP:THRoughput:DURation? 2073
:SOURce:DATA:TELecom:ETHernet:RFC:TCP:THRoughput:THReshold 2074
:SOURce:DATA:TELecom:ETHernet:RFC:TCP:THRoughput:THReshold? 2075
:SOURce:DATA:TELecom:ETHernet:RFC:TCP:THRoughput:VERDict 2076
:SOURce:DATA:TELecom:ETHernet:RFC:TCP:THRoughput:VERDict? 2077
:SOURce:DATA:TELecom:ETHernet:RFC:TOSDs 2078
:SOURce:DATA:TELecom:ETHernet:RFC:TOSDs? 2079
:SOURce:DATA:TELecom:ETHernet:RFC:WBFactor 2080
:SOURce:DATA:TELecom:ETHernet:RFC:WBFactor:ENABle 2081
:SOURce:DATA:TELecom:ETHernet:RFC:WBFactor:ENABle? 2082
:SOURce:DATA:TELecom:ETHernet:RFC:WBFactor? 2083
:SOURce:DATA:TELecom:ETHernet:RFC:WINDow:SWEep 2084
:SOURce:DATA:TELecom:ETHernet:RFC:WINDow:SWEep:DURation 2085
:SOURce:DATA:TELecom:ETHernet:RFC:WINDow:SWEep:DURation? 2086
:SOURce:DATA:TELecom:ETHernet:RFC:WINDow:SWEep? 2087
:SOURce:DATA:TELecom:ETHernet:RFC:WSIZetarget 2088

:SOURce:DATA:TELecom:ETHernet:RFC:WSIZetarget? ... 2089
Link OAM ... 2090
:FETCh:DATA:TELecom:LOAM:DISCovery:LOCal:STATus? ... 2090
:FETCh:DATA:TELecom:LOAM:DISCovery:REMote:STATus? ... 2091
:FETCh:DATA:TELecom:LOAM:LBACk:STATus? ... 2092
:SOURce:DATA:TELecom:LOAM:LBACk:LOCal ... 2093
:SOURce:DATA:TELecom:LOAM:LBACk:REMOte ... 2094
:SOURce:DATA:TELecom:LOAM:MODE ... 2095
:SOURce:DATA:TELecom:LOAM:MODE? ... 2096
:SOURce:DATA:TELecom:LOAM:PDU:DESTination:MAC ... 2097
:SOURce:DATA:TELecom:LOAM:PDU:DESTination:MAC:ENABle ... 2098
:SOURce:DATA:TELecom:LOAM:PDU:DESTination:MAC:ENABle? ... 2099
:SOURce:DATA:TELecom:LOAM:PDU:DESTination:MAC? ... 2100
:SOURce:DATA:TELecom:LOAM:VERDict:ALARm:ENABle ... 2101
:SOURce:DATA:TELecom:LOAM:VERDict:ALARm:ENABle? ... 2102
:SOURce:DATA:TELecom:LOAM:VERDict:ENABle ... 2103
:SOURce:DATA:TELecom:LOAM:VERDict:ENABle? ... 2104
:SOURce:DATA:TELecom:LOAM:VERDict:LBACk:ENABle ... 2105
:SOURce:DATA:TELecom:LOAM:VERDict:LBACk:ENABle? ... 2106
Modify Trib Slots/Channels (Multi-Channel OTN) ... 2107
:SOURce:DATA:TELecom:OTN:FRAMing:MIX ... 2107
:SOURce:DATA:TELecom:OTN:FRAMing:MIX? ... 2108
:SOURce:DATA:TELecom:OTN:TRIButaries ... 2109
:SOURce:DATA:TELecom:OTN:TRIButaries:COPYrx ... 2111
:SOURce:DATA:TELecom:OTN:TRIButaries:COUPled ... 2112
:SOURce:DATA:TELecom:OTN:TRIButaries:COUPled? ... 2113
:SOURce:DATA:TELecom:OTN:TRIButaries:DEFAult ... 2114
:SOURce:DATA:TELecom:OTN:TRIButaries? ... 2115
Optical Device Under Test (iOptics) ... 2117
:SOURce:DATA:TELecom:IOPTics:LOOPback:PORT? ... 2117
:SOURce:DATA:TELecom:IOPTics:LTYPe ... 2118
:SOURce:DATA:TELecom:IOPTics:LTYPe? ... 2119
:SOURce:DATA:TELecom:IOPTics:RATE ... 2120
:SOURce:DATA:TELecom:IOPTics:RATE? ... 2121
Test Sequence (iOptics) ... 2123
:FETCh:DATA:TELecom:IOPTics:POWer:RX:RANGe? ... 2123
:FETCh:DATA:TELecom:IOPTics:POWer:TX:RANGe? ... 2124
:SOURce:DATA:TELecom:IOPTics:BERT:DURation ... 2125
:SOURce:DATA:TELecom:IOPTics:BERT:DURation? ... 2126
:SOURce:DATA:TELecom:IOPTics:BERT:THReshold? ... 2127
:SOURce:DATA:TELecom:IOPTics:POWer:THReshold:VERDict ... 2128
:SOURce:DATA:TELecom:IOPTics:POWer:THReshold:VERDict? ... 2129
:SOURce:DATA:TELecom:IOPTics:POWer:THReshold? ... 2130
:SOURce:DATA:TELecom:IOPTics:SKEW:THReshold? ... 2131
:SOURce:DATA:TELecom:IOPTics:TEMPerature:THReshold ... 2132
:SOURce:DATA:TELecom:IOPTics:TEMPerature:THReshold? ... 2133
FlexE Group ... 2134
:FETCh:DATA:TELecom:FETHernet:GROup:CalendarMISmatch? ... 2134

:FETCh:DATA:TELecom:FETHernet:GROup:STATus? 2135
:SOURce:DATA:TELecom:FETHernet:GROup:CALendar 2136
:SOURce:DATA:TELecom:FETHernet:GROup:CALendar? 2137
:SOURce:DATA:TELecom:FETHernet:GROup:NUMBer 2138
:SOURce:DATA:TELecom:FETHernet:GROup:NUMBer? 2139
FlexE Calendar 2140
:SOURce:DATA:TELecom:FETHernet:CLIent:CALendar:ACLient 2140
:SOURce:DATA:TELecom:FETHernet:CLIent:CALendar:CONFig? 2143
:SOURce:DATA:TELecom:FETHernet:CLIent:CALendar:DELete 2144
:SOURce:DATA:TELecom:FETHernet:CLIent:CALendar:MCID 2145
:SOURce:DATA:TELecom:FETHernet:CLIent:CALendar:MOSLots 2146
:SOURce:DATA:TELecom:FETHernet:CLIent:CALendar:RCLient 2147
TA-xxx (Transceiver System) 2148
:FETCh:DATA:TELecom:SLT:TA:INFO? 2148
:FETCh:DATA:TELecom:TA:INFO? 2149
:FETCh:DATA:TELecom:TA:SYNC:INFO? 2150
FlexO-OTUCn 2151
:FETCh:DATA:TELecom:FOTN:GROup:STATus? 2151
:SOURce:DATA:TELecom:FOTN:CLIent:CONFig? 2152
:SOURce:DATA:TELecom:FOTN:CLIent:MCID 2153
:SOURce:DATA:TELecom:FOTN:GROup:IDentifier 2154
:SOURce:DATA:TELecom:FOTN:GROup:IDentifier? 2155
Modify Wavelength 2156
:SENSe:DATA:TELecom:OPTical:TUNable:CHANnel:NUMBer? 2156
:SENSe:DATA:TELecom:OPTical:TUNable:CHANnel:SPACing? 2157
:SENSe:DATA:TELecom:OPTical:TUNable:FREQuency? 2158
:SOURce:DATA:TELecom:OPTical:SLTool:TUNable:ITU? 2159
:SOURce:DATA:TELecom:OPTical:TUNable:ITU? 2160
:SOURce:DATA:TELecom:OPTical:TUNable:WAVelength 2161
:SOURce:DATA:TELecom:OPTical:TUNable:WAVelength? 2162
Clients - Path OAM 2163
:SENSe:DATA:TELecom:FETHernet:POAM:CSIGnal:MONitoring:ENABle 2163
:SENSe:DATA:TELecom:FETHernet:POAM:CSIGnal:MONitoring:ENABle? 2164
:SENSe:DATA:TELecom:FETHernet:POAM:CSIGnal:TYPE:EXPexted 2165
:SENSe:DATA:TELecom:FETHernet:POAM:CSIGnal:TYPE:EXPexted? 2166
:SENSe:DATA:TELecom:FETHernet:POAM:CVER:DAPI:EXPexted 2167
:SENSe:DATA:TELecom:FETHernet:POAM:CVER:DAPI:EXPexted? 2168
:SENSe:DATA:TELecom:FETHernet:POAM:CVER:MONitoring:ENABle 2169
:SENSe:DATA:TELecom:FETHernet:POAM:CVER:MONitoring:ENABle? 2170
:SENSe:DATA:TELecom:FETHernet:POAM:CVER:SAPI:EXPexted 2171
:SENSe:DATA:TELecom:FETHernet:POAM:CVER:SAPI:EXPexted? 2172
:SOURce:DATA:TELecom:FETHernet:POAM:BOAM:CCFunction 2173
:SOURce:DATA:TELecom:FETHernet:POAM:BOAM:CCFunction? 2174
:SOURce:DATA:TELecom:FETHernet:POAM:BOAM:PERiod 2175
:SOURce:DATA:TELecom:FETHernet:POAM:BOAM:PERiod? 2176
:SOURce:DATA:TELecom:FETHernet:POAM:CLIent:IDentifier 2177
:SOURce:DATA:TELecom:FETHernet:POAM:CLIent:IDentifier? 2178
:SOURce:DATA:TELecom:FETHernet:POAM:CSIGnal:ENABle 2179

:SOURce:DATA:TELecom:FETHernet:POAM:CSIGnal:ENABle? 2180
:SOURce:DATA:TELecom:FETHernet:POAM:CSIGnal:TX:PERiod 2181
:SOURce:DATA:TELecom:FETHernet:POAM:CSIGnal:TX:PERiod? 2182
:SOURce:DATA:TELecom:FETHernet:POAM:CSIGnal:TYPE:GENerated 2183
:SOURce:DATA:TELecom:FETHernet:POAM:CSIGnal:TYPE:GENerated? 2184
:SOURce:DATA:TELecom:FETHernet:POAM:CVER:DAPI:GENeration 2185
:SOURce:DATA:TELecom:FETHernet:POAM:CVER:DAPI:GENeration? 2186
:SOURce:DATA:TELecom:FETHernet:POAM:CVER:ENABle 2187
:SOURce:DATA:TELecom:FETHernet:POAM:CVER:ENABle? 2188
:SOURce:DATA:TELecom:FETHernet:POAM:CVER:SAPI:GENeration 2189
:SOURce:DATA:TELecom:FETHernet:POAM:CVER:SAPI:GENeration? 2190
:SOURce:DATA:TELecom:FETHernet:POAM:CVER:TX:PERiod 2191
:SOURce:DATA:TELecom:FETHernet:POAM:CVER:TX:PERiod? 2192
:SOURce:DATA:TELecom:FETHernet:POAM:DELay:ENABle 2193
:SOURce:DATA:TELecom:FETHernet:POAM:DELay:ENABle? 2194
:SOURce:DATA:TELecom:FETHernet:POAM:DELay:TX:CONTinuous:ENABle 2195
:SOURce:DATA:TELecom:FETHernet:POAM:DELay:TX:CONTinuous:ENABle? 2196
:SOURce:DATA:TELecom:FETHernet:POAM:DELay:TX:ENABle 2197
:SOURce:DATA:TELecom:FETHernet:POAM:DELay:TX:ENABle? 2198
:SOURce:DATA:TELecom:FETHernet:POAM:DELay:TX:FRAMe:COUNt 2199
:SOURce:DATA:TELecom:FETHernet:POAM:DELay:TX:FRAMe:COUNt? 2200
:SOURce:DATA:TELecom:FETHernet:POAM:DELay:TX:PERiod 2201
:SOURce:DATA:TELecom:FETHernet:POAM:DELay:TX:PERiod? 2202
:SOURce:DATA:TELecom:FETHernet:POAM:GSTatus 2203
:SOURce:DATA:TELecom:FETHernet:POAM:GSTatus? 2204
:SOURce:DATA:TELecom:FETHernet:POAM:RESPonder:ENABle 2205
:SOURce:DATA:TELecom:FETHernet:POAM:RESPonder:ENABle? 2206
:SOURce:DATA:TELecom:FETHernet:POAM:VERDisct:ENABle 2207
:SOURce:DATA:TELecom:FETHernet:POAM:VERDisct:ENABle? 2208
Timer 2209
:SOURce:DATA:TELecom:TIMer 2209
:SOURce:DATA:TELecom:TIMer:CONFig 2210
:SOURce:DATA:TELecom:TIMer:CONFig? 2211
:SOURce:DATA:TELecom:TIMer:DURation 2212
:SOURce:DATA:TELecom:TIMer:DURation? 2213
:SOURce:DATA:TELecom:TIMer:STARt 2214
:SOURce:DATA:TELecom:TIMer:STARt? 2215
:SOURce:DATA:TELecom:TIMer:STOP 2216
:SOURce:DATA:TELecom:TIMer:STOP? 2217
:SOURce:DATA:TELecom:TIMer:UDEFined 2218
:SOURce:DATA:TELecom:TIMer:UDEFined? 2219
:SOURce:DATA:TELecom:TIMer? 2220
System - General 2221
:SOURce:DATA:TELecom:FACTory:RESTore:DEFault 2221
System - GNSS 2222
:FETCh:DATA:TELecom:GNSS:ANTenna:ALTitude? 2222
:FETCh:DATA:TELecom:GNSS:ANTenna:LATitude? 2223
:FETCh:DATA:TELecom:GNSS:ANTenna:LONGitude? 2224

:FETCh:DATA:TELecom:GNSS:HISTogram? 2225
:FETCh:DATA:TELecom:GNSS:JAMMing? 2226
:FETCh:DATA:TELecom:GNSS:SATellite? 2227
:FETCh:DATA:TELecom:GNSS:STATus? 2228
:FETCh:DATA:TELecom:GNSS:TLOCk? 2229
:FETCh:DATA:TELecom:GNSS:UTC? 2230
:FETCh:DATA:TELecom:GNSS? 2231
:SOURce:DATA:TELecom:GNSS:ANTenna:ALTitude 2232
:SOURce:DATA:TELecom:GNSS:ANTenna:ALTitude? 2233
:SOURce:DATA:TELecom:GNSS:ANTenna:LATitude 2234
:SOURce:DATA:TELecom:GNSS:ANTenna:LATitude? 2235
:SOURce:DATA:TELecom:GNSS:ANTenna:LONGitude 2236
:SOURce:DATA:TELecom:GNSS:ANTenna:LONGitude? 2237
:SOURce:DATA:TELecom:GNSS:CDELay 2238
:SOURce:DATA:TELecom:GNSS:CDELay? 2239
:SOURce:DATA:TELecom:GNSS:CONStellation 2240
:SOURce:DATA:TELecom:GNSS:CONStellation? 2241
:SOURce:DATA:TELecom:GNSS:DACC 2242
:SOURce:DATA:TELecom:GNSS:DACC? 2243
:SOURce:DATA:TELecom:GNSS:PMODe 2244
:SOURce:DATA:TELecom:GNSS:PMODe? 2245
:SOURce:DATA:TELecom:GNSS:QZSS:ENABle 2246
:SOURce:DATA:TELecom:GNSS:QZSS:ENABle? 2247
:SOURce:DATA:TELecom:GNSS:RESTart 2248
:SOURce:DATA:TELecom:GNSS:TSOurce 2249
:SOURce:DATA:TELecom:GNSS:TSOurce? 2250
:SOURce:DATA:TELecom:GNSS:VARiant 2251
:SOURce:DATA:TELecom:GNSS:VARiant? 2252
Summary 2253
:FETCh:DATA:TELecom:CPRI:OBSai:LINK:LAST? 2253
:FETCh:DATA:TELecom:CPRI:OBSai:RPFRame:LAST:PTARget? 2254
:FETCh:DATA:TELecom:CPRI:OBSai:RPFRame:LAST:STATus? 2255
:FETCh:DATA:TELecom:CPRI:OBSai:STATe:RECeive:LAST? 2256
:FETCh:DATA:TELecom:CPRI:OBSai:STATe:TRANsmit:LAST? 2257
:FETCh:DATA:TELecom:CPRI:OBSai:SUMMary:RXCount? 2258
:FETCh:DATA:TELecom:CPRI:OBSai:SUMMary:TXCount? 2259
:FETCh:DATA:TELecom:CPRI:SUMMary:RX:COUNter? 2260
:FETCh:DATA:TELecom:CPRI:SUMMary:TX:COUNter? 2261
:FETCh:DATA:TELecom:CPRI:SUMMary:VERDict? 2262
:FETCh:DATA:TELecom:OTL:SUMMary:SDT:AVERage? 2263
:FETCh:DATA:TELecom:OTL:SUMMary:SDT:COUNt? 2264
:FETCh:DATA:TELecom:OTL:SUMMary:SDT:LAST? 2265
:FETCh:DATA:TELecom:OTL:SUMMary:SDT:LONGest? 2266
:FETCh:DATA:TELecom:OTL:SUMMary:SDT:SHORtest? 2267
:FETCh:DATA:TELecom:OTL:SUMMary:SDT:TOTal? 2268
:FETCh:DATA:TELecom:PATTern:ALARm:CURRent? 2269
:FETCh:DATA:TELecom:PATTern:ALARm:HISTory? 2270
:FETCh:DATA:TELecom:PATTern:ALARm:SEConds? 2271

:FETCh:DATA:TELecom:PATTern:ERRor:COUNt? 2272
:FETCh:DATA:TELecom:PATTern:ERRor:CURRent? 2273
:FETCh:DATA:TELecom:PATTern:ERRor:HISTory? 2274
:FETCh:DATA:TELecom:PATTern:ERRor:PATTern:THReshold:VERDict? 2275
:FETCh:DATA:TELecom:PATTern:ERRor:RATE? 2276
:FETCh:DATA:TELecom:PATTern:ERRor:SEConds? 2277
:FETCh:DATA:TELecom:SDT:AVERage? 2278
:FETCh:DATA:TELecom:SDT:COUNt? 2279
:FETCh:DATA:TELecom:SDT:DEFect? 2280
:FETCh:DATA:TELecom:SDT:LAST? 2281
:FETCh:DATA:TELecom:SDT:LONGest? 2282
:FETCh:DATA:TELecom:SDT:SHORtest? 2283
:FETCh:DATA:TELecom:SDT:TOTal? 2284
:FETCh:DATA:TELecom:SDT:VERDict? 2285
:FETCh:DATA:TELecom:TEST:POWer:RECOvery:COUnt? 2286
:FETCh:DATA:TELecom:TEST:STARt:TIME? 2287
:FETCh:DATA:TELecom:TEST:STATus:VERDict? 2288
:FETCh:DATA:TELecom:TEST:STATus? 2289
:FETCh:DATA:TELecom:UPRBs:PATTern:THReshold:VERDict? 2290
:SENSe:DATA:TELecom:CPRI:SUMMary:ETHernet:RATE? 2291
:SENSe:DATA:TELecom:CPRI:SUMMary:FSYNc:STATus? 2292
:SENSe:DATA:TELecom:CPRI:SUMMary:HDLC:RATE? 2293
:SENSe:DATA:TELecom:CPRI:SUMMary:PROTocol:VERSion? 2294
:SENSe:DATA:TELecom:CPRI:SUMMary:SSTate? 2295
:SOURce:DATA:TELecom:PATTern:ALARm:PATTern? 2296
:SOURce:DATA:TELecom:UNFRamed:PATTern:ALANes 2297
:SOURce:DATA:TELecom:UNFRamed:PATTern:ALANes? 2298
:SOURce:DATA:TELecom:UNFRamed:PATTern:ALARm 2299
:SOURce:DATA:TELecom:UNFRamed:PATTern:ALARm:TYPE? 2300
:SOURce:DATA:TELecom:UNFRamed:PATTern:ALARm? 2301
:SOURce:DATA:TELecom:UNFRamed:PATTern:ERRor:AUTomated 2302
:SOURce:DATA:TELecom:UNFRamed:PATTern:ERRor:AUTomated:CONTinuous 2303
:SOURce:DATA:TELecom:UNFRamed:PATTern:ERRor:AUTomated:CONTinuous? 2304
:SOURce:DATA:TELecom:UNFRamed:PATTern:ERRor:AUTomated:RATE 2305
:SOURce:DATA:TELecom:UNFRamed:PATTern:ERRor:AUTomated:RATE? 2306
:SOURce:DATA:TELecom:UNFRamed:PATTern:ERRor:AUTomated:TYPE? 2307
:SOURce:DATA:TELecom:UNFRamed:PATTern:ERRor:AUTomated? 2308
:SOURce:DATA:TELecom:UNFRamed:PATTern:ERRor:MANual:AMOunt 2309
:SOURce:DATA:TELecom:UNFRamed:PATTern:ERRor:MANual:AMOunt? 2310
:SOURce:DATA:TELecom:UNFRamed:PATTern:ERRor:MANual:INJect 2311
:SOURce:DATA:TELecom:UNFRamed:PATTern:ERRor:MANual:TYPE? 2312
:SOURce:DATA:TELecom:UNFRamed:PATTern:LANE 2313
:SOURce:DATA:TELecom:UNFRamed:PATTern:LANE? 2314
Summary (Traffic Gen & Mon) - (Stream) 2315
:FETCh:DATA:TELecom:ETHernet:COUNt:DUALport:FRAMes:RX? 2315
:FETCh:DATA:TELecom:ETHernet:COUNt:DUALport:FRAMes:TX? 2316
:FETCh:DATA:TELecom:ETHernet:COUNt:DUALport:FRAMes:TXRate? 2317
:FETCh:DATA:TELecom:ETHernet:COUNt:FRAMes:RX? 2318

:FETCh:DATA:TELecom:ETHernet:COUNt:FRAMes:TX? 2319
:FETCh:DATA:TELecom:ETHernet:STReam:DUALport:FLOSs:VERDict? 2320
:FETCh:DATA:TELecom:ETHernet:STReam:DUALport:JITTer:AVERage? 2321
:FETCh:DATA:TELecom:ETHernet:STReam:DUALport:JITTer:CURRent? 2322
:FETCh:DATA:TELecom:ETHernet:STReam:DUALport:JITTer:ESTimate? 2323
:FETCh:DATA:TELecom:ETHernet:STReam:DUALport:JITTer:MAXimum:VERDict? 2324
:FETCh:DATA:TELecom:ETHernet:STReam:DUALport:JITTer:MAXimum? 2325
:FETCh:DATA:TELecom:ETHernet:STReam:DUALport:JITTer:MINimum? 2326
:FETCh:DATA:TELecom:ETHernet:STReam:DUALport:LATency:AVERage? 2327
:FETCh:DATA:TELecom:ETHernet:STReam:DUALport:LATency:CURRent? 2328
:FETCh:DATA:TELecom:ETHernet:STReam:DUALport:LATency:MAXimum:VERDict? 2329
:FETCh:DATA:TELecom:ETHernet:STReam:DUALport:LATency:MAXimum? 2330
:FETCh:DATA:TELecom:ETHernet:STReam:DUALport:LATency:MINimum? 2331
:FETCh:DATA:TELecom:ETHernet:STReam:DUALport:OOSequence:VERDict? 2332
:FETCh:DATA:TELecom:ETHernet:STReam:DUALport:THRoughput:AVERage:VERDict? 2333
:FETCh:DATA:TELecom:ETHernet:STReam:DUALport:THRoughput:AVERage? 2334
:FETCh:DATA:TELecom:ETHernet:STReam:DUALport:THRoughput:CURRent:VERDict? 2335
:FETCh:DATA:TELecom:ETHernet:STReam:DUALport:THRoughput:CURRent? 2336
:FETCh:DATA:TELecom:ETHernet:STReam:DUALport:THRoughput:MAXimum? 2337
:FETCh:DATA:TELecom:ETHernet:STReam:DUALport:THRoughput:MINimum? 2338
Summary (1588 PTP) 2339
:FETCh:DATA:TELecom:PACKetsync:PTP:IPDV:VERDict? 2339
:FETCh:DATA:TELecom:PACKetsync:PTP:QL:LAST:CHANge? 2340
:FETCh:DATA:TELecom:PACKetsync:PTP:QL:LAST:RECeived? 2341
Summary (Cable Test) 2342
:FETCh:DATA:TELecom:CABLetest:DELayskew:PAIRresult? 2342
:FETCh:DATA:TELecom:CABLetest:DELayskew:RESult? 2343
:FETCh:DATA:TELecom:CABLetest:LENGth:PAIRresult? 2344
:FETCh:DATA:TELecom:CABLetest:LENGth:RESult? 2345
:FETCh:DATA:TELecom:CABLetest:PAIR:THReshold? 2346
:FETCh:DATA:TELecom:CABLetest:PROPdelay:PAIRresult? 2347
:FETCh:DATA:TELecom:CABLetest:PROPdelay:RESult? 2348
:FETCh:DATA:TELecom:CABLetest:THReshold? 2349
:FETCh:DATA:TELecom:CABLetest:WIRemap:PAIRresult? 2350
:FETCh:DATA:TELecom:CABLetest:WIRemap:RESult? 2351
Summary (EtherSAM) 2352
:FETCh:DATA:TELecom:ETHernet:ESAM:SCOTest:VERDict? 2352
:FETCh:DATA:TELecom:ETHernet:ESAM:SPRTest:VERDict? 2353
:FETCh:DATA:TELecom:ETHernet:ESAM:SUMMary:SCOTest:FLOSs:VERDict? 2354
:FETCh:DATA:TELecom:ETHernet:ESAM:SUMMary:SCOTest:FLOSs? 2355
:FETCh:DATA:TELecom:ETHernet:ESAM:SUMMary:SCOTest:MAXJitter:VERDict? 2356
:FETCh:DATA:TELecom:ETHernet:ESAM:SUMMary:SCOTest:MAXJitter? 2357
:FETCh:DATA:TELecom:ETHernet:ESAM:SUMMary:SCOTest:MLATency:VERDict? 2358
:FETCh:DATA:TELecom:ETHernet:ESAM:SUMMary:SCOTest:MLATency? 2359
:FETCh:DATA:TELecom:ETHernet:ESAM:SUMMary:SCOTest:MRXRate:VERDict? 2360
:FETCh:DATA:TELecom:ETHernet:ESAM:SUMMary:SCOTest:MRXRate? 2361
:FETCh:DATA:TELecom:ETHernet:ESAM:SUMMary:SERVices:VLAN:PREServ? 2362
:FETCh:DATA:TELecom:ETHernet:ESAM:SUMMary:SPRTest:ARXRate:VERDict? 2363

:FETCh:DATA:TELecom:ETHernet:ESAM:SUMMary:SPRTest:ARXRate? 2364
:FETCh:DATA:TELecom:ETHernet:ESAM:SUMMary:SPRTest:FLOSs:VERDict? 2365
:FETCh:DATA:TELecom:ETHernet:ESAM:SUMMary:SPRTest:FLOSs? 2366
:FETCh:DATA:TELecom:ETHernet:ESAM:SUMMary:SPRTest:MAXJitter:VERDict? 2367
:FETCh:DATA:TELecom:ETHernet:ESAM:SUMMary:SPRTest:MAXJitter? 2368
:FETCh:DATA:TELecom:ETHernet:ESAM:SUMMary:SPRTest:MLATency:VERDict? 2369
:FETCh:DATA:TELecom:ETHernet:ESAM:SUMMary:SPRTest:MLATency? 2370
:FETCh:DATA:TELecom:ETHernet:ESAM:SUMMary:VLAN:PREServ? 2371
:FETCh:DATA:TELecom:ETHernet:ESAM:TESTs:STATus? 2372
:FETCh:DATA:TELecom:ETHernet:ESAM:TESTs:VERDict? 2373
Summary (RFC 2544) 2374
:FETCh:DATA:TELecom:ETHernet:RFC:BCKTobck:BBResults[1..n]? 2374
:FETCh:DATA:TELecom:ETHernet:RFC:BCKTobck:CTRial? 2377
:FETCh:DATA:TELecom:ETHernet:RFC:BCKTobck:FCOunt:RX? 2378
:FETCh:DATA:TELecom:ETHernet:RFC:BCKTobck:FCOunt:TX? 2379
:FETCh:DATA:TELecom:ETHernet:RFC:BCKTobck:SMESsage? 2380
:FETCh:DATA:TELecom:ETHernet:RFC:BCKTobck:TETime? 2381
:FETCh:DATA:TELecom:ETHernet:RFC:BCKTobck:TSTate? 2382
:FETCh:DATA:TELecom:ETHernet:RFC:FLOSs:CSTep? 2383
:FETCh:DATA:TELecom:ETHernet:RFC:FLOSs:CTRial? 2384
:FETCh:DATA:TELecom:ETHernet:RFC:FLOSs:FCOunt:RX? 2385
:FETCh:DATA:TELecom:ETHernet:RFC:FLOSs:FCOunt:TX? 2386
:FETCh:DATA:TELecom:ETHernet:RFC:FLOSs:FRESults[1..n]? 2387
:FETCh:DATA:TELecom:ETHernet:RFC:FLOSs:SMESsage? 2389
:FETCh:DATA:TELecom:ETHernet:RFC:FLOSs:TETime? 2390
:FETCh:DATA:TELecom:ETHernet:RFC:FLOSs:TSTate? 2391
:FETCh:DATA:TELecom:ETHernet:RFC:GLOBal:THReshold:VERDict? 2392
:FETCh:DATA:TELecom:ETHernet:RFC:LATency:CTRial? 2393
:FETCh:DATA:TELecom:ETHernet:RFC:LATency:FCOunt:RX? 2394
:FETCh:DATA:TELecom:ETHernet:RFC:LATency:FCOunt:TX? 2395
:FETCh:DATA:TELecom:ETHernet:RFC:LATency:LRESults[1..n]? 2396
:FETCh:DATA:TELecom:ETHernet:RFC:LATency:SMESsage? 2399
:FETCh:DATA:TELecom:ETHernet:RFC:LATency:TETime? 2400
:FETCh:DATA:TELecom:ETHernet:RFC:LATency:TSTate? 2401
:FETCh:DATA:TELecom:ETHernet:RFC:SUMMary:THReshold:VERDict? 2402
:FETCh:DATA:TELecom:ETHernet:RFC:THRoughput:CTRial? 2404
:FETCh:DATA:TELecom:ETHernet:RFC:THRoughput:FCOunt:RX? 2405
:FETCh:DATA:TELecom:ETHernet:RFC:THRoughput:FCOunt:TX? 2406
:FETCh:DATA:TELecom:ETHernet:RFC:THRoughput:SMESsage? 2407
:FETCh:DATA:TELecom:ETHernet:RFC:THRoughput:TETime? 2408
:FETCh:DATA:TELecom:ETHernet:RFC:THRoughput:TRESults[1..n]? 2409
:FETCh:DATA:TELecom:ETHernet:RFC:THRoughput:TSTate? 2412
:FETCh:DATA:TELecom:ETHernet:RFC:THRoughput:VALidation? 2413
Summary (SyncE) 2414
:SENSe:DATA:TELecom:PACKetsync:SYNCe:ESMC:FRAMes:AVERage? 2414
:SENSe:DATA:TELecom:PACKetsync:SYNCe:ESMC:FRAMes:MAXimum? 2415
:SENSe:DATA:TELecom:PACKetsync:SYNCe:ESMC:FRAMes:MINimum? 2416
:SENSe:DATA:TELecom:PACKetsync:SYNCe:ESMC:RXEvent:COUNt? 2417

:SENSe:DATA:TELecom:PACKetsync:SYNCe:ESMC:RXINfo? 2418
:SENSe:DATA:TELecom:PACKetsync:SYNCe:ESMC:RXLast:CHANge? 2419
:SENSe:DATA:TELecom:PACKetsync:SYNCe:ESMC:RXLast:QLMessage? 2420
:SENSe:DATA:TELecom:PACKetsync:SYNCe:ESMC:RXQLmismatch:FRAMes:COUNt? 2421
:SENSe:DATA:TELecom:PACKetsync:SYNCe:ESMC:RXRate? 2422
:SENSe:DATA:TELecom:PACKetsync:SYNCe:ESMC:TXEvent:COUNt? 2423
:SENSe:DATA:TELecom:PACKetsync:SYNCe:ESMC:TXINfo? 2424
:SENSe:DATA:TELecom:PACKetsync:SYNCe:ESMC:TXLast:CHANge? 2425
:SENSe:DATA:TELecom:PACKetsync:SYNCe:ESMC:TXLast:QLMessage? 2426
Summary (TCP Throughput) 2427
:FETCh:DATA:TELecom:ETHernet:RTD:TIME:AVERage? 2427
:FETCh:DATA:TELecom:ETHernet:RTD:TIME:LAST? 2428
:FETCh:DATA:TELecom:ETHernet:RTD:TIME:MAXimum? 2429
:FETCh:DATA:TELecom:ETHernet:RTD:TIME:MINimum? 2430
:FETCh:DATA:TELecom:ETHernet:TCP:CONNection:STATus? 2431
:FETCh:DATA:TELecom:ETHernet:TCP:STATistics:EFFiciency? 2432
:FETCh:DATA:TELecom:ETHernet:TCP:STATistics:THRoughput:AVERage? 2433
:FETCh:DATA:TELecom:ETHernet:TCP:STATistics:THRoughput:LAST? 2434
:FETCh:DATA:TELecom:ETHernet:TCP:STATistics:THRoughput:MAXimum:VERDict? 2435
:FETCh:DATA:TELecom:ETHernet:TCP:STATistics:THRoughput:MAXimum? 2436
:FETCh:DATA:TELecom:ETHernet:TCP:STATistics:THRoughput:MINimum? 2437
:FETCh:DATA:TELecom:ETHernet:TCP:STATistics:TRTFrames? 2438
:FETCh:DATA:TELecom:ETHernet:TCP:STATistics:TTFRames? 2439
:FETCh:DATA:TELecom:ETHernet:TCP:STATistics:WINDsize:LAST? 2440
:FETCh:DATA:TELecom:ETHernet:TCP:STATistics:WINDsize:MAXimum? 2441
:FETCh:DATA:TELecom:ETHernet:TCP:STATistics:WINDsize:MINimum? 2442
Summary (Traffic Gen & Mon) 2443
:FETCh:DATA:TELecom:ETHernet:STReam:LATency:STATus:TIME? 2443
Summary (NI/CSU Emulation) 2444
:FETCh:DATA:TELecom:DSN:LOOPback:STATus? 2444
Summary (S-OAM and MPLS-TP OAM) 2445
:FETCh:DATA:TELecom:SOAM:SUMMary:CCHeck:DOMain:ID:CCM? 2445
:FETCh:DATA:TELecom:SOAM:SUMMary:CCHeck:DOMain:ID:FORMat? 2446
:FETCh:DATA:TELecom:SOAM:SUMMary:CCHeck:MA:NAMe:CCM? 2447
:FETCh:DATA:TELecom:SOAM:SUMMary:CCHeck:MA:NAMe:FORMat? 2448
:FETCh:DATA:TELecom:SOAM:SUMMary:CCHeck:MD:LEVel:CCM? 2449
:FETCh:DATA:TELecom:SOAM:SUMMary:CCHeck:MEG:ID:CCM? 2450
:FETCh:DATA:TELecom:SOAM:SUMMary:CCHeck:MEG:ID:FORMat? 2451
:FETCh:DATA:TELecom:SOAM:SUMMary:CCHeck:MEG:LEVel:CCM? 2452
:FETCh:DATA:TELecom:SOAM:SUMMary:CCHeck:MEP:ID:CCM? 2453
:FETCh:DATA:TELecom:SOAM:SUMMary:CCHeck:PERiod:CCM? 2454
:FETCh:DATA:TELecom:SOAM:SUMMary:CCHeck:RX:CCM:COUNt? 2455
:FETCh:DATA:TELecom:SOAM:SUMMary:CCHeck:STATus? 2456
:FETCh:DATA:TELecom:SOAM:SUMMary:CCHeck:TX:CCM:COUNt? 2457
:FETCh:DATA:TELecom:SOAM:SUMMary:LOOPback:RX:LINe:UTILization? 2458
:FETCh:DATA:TELecom:SOAM:SUMMary:RESults:FDELay:MAXimum? 2459
:FETCh:DATA:TELecom:SOAM:SUMMary:RESults:FDELay:MEASurement? 2460
:FETCh:DATA:TELecom:SOAM:SUMMary:RESults:FLOSs:MEASurement? 2461

:FETCh:DATA:TELecom:SOAM:SUMMary:RESults:FLOSs:RATio? 2462
:FETCh:DATA:TELecom:SOAM:SUMMary:RESults:LOOPback? 2463
:FETCh:DATA:TELecom:SOAM:SUMMary:RESults:SLOSs:MEASurement? 2464
:FETCh:DATA:TELecom:SOAM:SUMMary:RESults:SLOSs:RATio? 2465
:FETCh:DATA:TELecom:SOAM:SUMMary:RESults:TEST? 2466
:FETCh:DATA:TELecom:SOAM:SUMMary:TEST:RX:TST:RATE? 2467
Summary (FC BERT) 2468
:FETCh:DATA:TELecom:FIBer:RTLatency:AVERage? 2468
:FETCh:DATA:TELecom:FIBer:RTLatency:LAST? 2469
:FETCh:DATA:TELecom:FIBer:RTLatency:MAXimum? 2470
:FETCh:DATA:TELecom:FIBer:RTLatency:MINimum? 2471
:FETCh:DATA:TELecom:FIBer:RTLatency:SAMPles? 2472
:FETCh:DATA:TELecom:FIBer:RTLatency:THReshold:VERDict? 2473
:FETCh:DATA:TELecom:FIBer:STReam:BYTE:COUNt? 2474
:FETCh:DATA:TELecom:FIBer:STReam:ESTimated:BBCRedit? 2475
:FETCh:DATA:TELecom:FIBer:STReam:FRAMe:COUNt? 2476
:FETCh:DATA:TELecom:FIBer:STReam:FRAMe:RATE? 2477
:FETCh:DATA:TELecom:FIBer:STReam:LINE:UTILization? 2478
Summary (RFC 6349) 2479
:FETCh:DATA:TELecom:ETHernet:RFC:MINimum:RTT? 2479
:FETCh:DATA:TELecom:ETHernet:RFC:MTU? 2480
:FETCh:DATA:TELecom:ETHernet:RFC:TCP:THRoughput:ACTUal:L:VERDict? 2481
:FETCh:DATA:TELecom:ETHernet:RFC:TCP:THRoughput:ACTUal:L? 2482
:FETCh:DATA:TELecom:ETHernet:RFC:TCP:THRoughput:BUFFer:DELay? 2483
:FETCh:DATA:TELecom:ETHernet:RFC:TCP:THRoughput:IDEal:L? 2484
:FETCh:DATA:TELecom:ETHernet:RFC:TCP:THRoughput:RWBoost? 2485
:FETCh:DATA:TELecom:ETHernet:RFC:TCP:THRoughput:TCP:EFFiciency? 2486
:FETCh:DATA:TELecom:ETHernet:RFC:TCP:THRoughput:THReshold? 2487
:FETCh:DATA:TELecom:ETHernet:RFC:TCP:THRoughput:WINDow? 2488
:FETCh:DATA:TELecom:ETHernet:RFC:WINDow:SWEep:ACTUal:L? 2489
:SOURce:DATA:TELecom:ETHernet:RFC:TCP:THRoughput:RWBoost:APPLy 2490
Summary (Link OAM) 2491
:FETCh:DATA:TELecom:LOAM:ALARm:CURRent? 2491
:FETCh:DATA:TELecom:LOAM:ALARm:HISTory? 2492
:FETCh:DATA:TELecom:LOAM:ALARm:SEConds? 2493
:FETCh:DATA:TELecom:LOAM:FRAMe:COUNt:RX? 2494
:FETCh:DATA:TELecom:LOAM:FRAMe:COUNt:TX? 2495
:FETCh:DATA:TELecom:LOAM:LBACk:STATus:FAILed? 2496
:FETCh:DATA:TELecom:LOAM:LBACk:STATus:SUCCessful? 2497
Summary (iOptics) 2498
:FETCh:DATA:TELecom:IOPTics:BERT:ALARm:PLOSs? 2498
:FETCh:DATA:TELecom:IOPTics:BERT:COUNt:VERDict? 2499
:FETCh:DATA:TELecom:IOPTics:BERT:COUNt? 2500
:FETCh:DATA:TELecom:IOPTics:BERT:STATus? 2501
:FETCh:DATA:TELecom:IOPTics:BERT:VERDict? 2502
:FETCh:DATA:TELecom:IOPTics:IINTerface:PINS:VERDict? 2503
:FETCh:DATA:TELecom:IOPTics:IINTerface:QCHeck:TEST:STATus? 2504
:FETCh:DATA:TELecom:IOPTics:IINTerface:QCHeck:TEST:VERDict? 2505

:FETCh:DATA:TELecom:IOPTics:IINTerface:TYPe:VERDict? 2506
:FETCh:DATA:TELecom:IOPTics:MONitoring:CURRent:ACTual? 2507
:FETCh:DATA:TELecom:IOPTics:MONitoring:CURRent:MAXimum? 2508
:FETCh:DATA:TELecom:IOPTics:MONitoring:POWer:ACTual? 2509
:FETCh:DATA:TELecom:IOPTics:MONitoring:POWer:MAXimum? 2510
:FETCh:DATA:TELecom:IOPTics:MONitoring:POWer:VERDict? 2511
:FETCh:DATA:TELecom:IOPTics:MONitoring:TEMPerature:ACTual? 2512
:FETCh:DATA:TELecom:IOPTics:MONitoring:TEMPerature:MAXimum? 2513
:FETCh:DATA:TELecom:IOPTics:MONitoring:TEMPerature:VERDict? 2514
:FETCh:DATA:TELecom:IOPTics:MONitoring:TEST:STATus? 2515
:FETCh:DATA:TELecom:IOPTics:ORX:PTESt:MAXimum:VERDict? 2516
:FETCh:DATA:TELecom:IOPTics:ORX:PTESt:MAXimum? 2517
:FETCh:DATA:TELecom:IOPTics:ORX:PTESt:MINimum:VERDict? 2518
:FETCh:DATA:TELecom:IOPTics:ORX:PTESt:MINimum? 2519
:FETCh:DATA:TELecom:IOPTics:ORX:PTESt:STATus? 2520
:FETCh:DATA:TELecom:IOPTics:ORX:PTESt:VERDict? 2521
:FETCh:DATA:TELecom:IOPTics:OTX:PTESt:MAXimum:VERDict? 2522
:FETCh:DATA:TELecom:IOPTics:OTX:PTESt:MAXimum? 2523
:FETCh:DATA:TELecom:IOPTics:OTX:PTESt:MINimum:VERDict? 2524
:FETCh:DATA:TELecom:IOPTics:OTX:PTESt:MINimum? 2525
:FETCh:DATA:TELecom:IOPTics:OTX:PTESt:STATus? 2526
:FETCh:DATA:TELecom:IOPTics:OTX:PTESt:VERDict? 2527
:FETCh:DATA:TELecom:IOPTics:SKEW:MAXimum:VERDict? 2528
:FETCh:DATA:TELecom:IOPTics:SKEW:MAXimum? 2529
:FETCh:DATA:TELecom:IOPTics:SKEW:STATus? 2530
:FETCh:DATA:TELecom:IOPTics:SKEW:VERDict? 2531
Summary (FlexE) 2532
:FETCh:DATA:TELecom:FETHernet:CLIent:THReshold:VERDict? 2532
:SENSe:DATA:TELecom:ETHernet:PACKet:LINE:RATE? 2533
Summary - Path OAM pop-up (FlexE) 2534
:FETCh:DATA:TELecom:FETHernet:POAM:BOAM:RX:CCM:COUNt? 2534
:FETCh:DATA:TELecom:FETHernet:POAM:BOAM:RX:CCSTatus? 2535
:FETCh:DATA:TELecom:FETHernet:POAM:BOAM:TX:CCM:COUNt? 2536
:FETCh:DATA:TELecom:FETHernet:POAM:CSIG:RX:CSMessage:COUNt? 2537
:FETCh:DATA:TELecom:FETHernet:POAM:CSIG:RX:CSSTatus? 2538
:FETCh:DATA:TELecom:FETHernet:POAM:CSIG:TX:CSMessage:COUNt? 2539
:FETCh:DATA:TELecom:FETHernet:POAM:CSIG:TYPE:REC? 2540
:FETCh:DATA:TELecom:FETHernet:POAM:CVER:DAPI:RECeived? 2541
:FETCh:DATA:TELecom:FETHernet:POAM:CVER:RX:CVM:COUNt? 2542
:FETCh:DATA:TELecom:FETHernet:POAM:CVER:RX:CVSTatus? 2543
:FETCh:DATA:TELecom:FETHernet:POAM:CVER:SAPI:RECeived? 2544
:FETCh:DATA:TELecom:FETHernet:POAM:CVER:TX:CVM:COUNt? 2545
:FETCh:DATA:TELecom:FETHernet:POAM:DELay:RX:AVERage? 2546
:FETCh:DATA:TELecom:FETHernet:POAM:DELay:RX:DMR:COUNt? 2547
:FETCh:DATA:TELecom:FETHernet:POAM:DELay:RX:LAST? 2548
:FETCh:DATA:TELecom:FETHernet:POAM:DELay:RX:MAXimum? 2549
:FETCh:DATA:TELecom:FETHernet:POAM:DELay:RX:MINimum? 2550
:FETCh:DATA:TELecom:FETHernet:POAM:DELay:TX:DMM:COUNt? 2551

:FETCh:DATA:TELecom:FETHernet:POAM:DELay:TX:DSTatus? 2552
:FETCh:DATA:TELecom:FETHernet:POAM:THReshold:VERDict? 2553
Alarms/Errors 2554
:FETCh:DATA:TELecom:ALARm:CURRent? 2554
:FETCh:DATA:TELecom:ALARm:HISTory? 2556
:FETCh:DATA:TELecom:ALARm:SEConds? 2557
:FETCh:DATA:TELecom:CAUI:ALARm:GLOBal:CURRent? 2558
:FETCh:DATA:TELecom:CAUI:ALARm:GLOBal:HISTory? 2559
:FETCh:DATA:TELecom:CAUI:ALARm:GLOBal:TX:STATus? 2560
:FETCh:DATA:TELecom:CAUI:ALARm:LANE:CURRent? 2561
:FETCh:DATA:TELecom:CAUI:ALARm:LANE:HISTory? 2562
:FETCh:DATA:TELecom:CAUI:ALARm:LANE:SEConds? 2563
:FETCh:DATA:TELecom:CPRI:ALARm:CURRent? 2564
:FETCh:DATA:TELecom:CPRI:ALARm:HISTory? 2565
:FETCh:DATA:TELecom:CPRI:ALARm:SEConds? 2566
:FETCh:DATA:TELecom:CPRI:ERRor:COUNt? 2567
:FETCh:DATA:TELecom:CPRI:ERRor:CURRent? 2568
:FETCh:DATA:TELecom:CPRI:ERRor:HISTory? 2569
:FETCh:DATA:TELecom:CPRI:ERRor:RATE? 2570
:FETCh:DATA:TELecom:CPRI:ERRor:SEConds? 2571
:FETCh:DATA:TELecom:CPRI:FEC:ERRor:COUNt? 2572
:FETCh:DATA:TELecom:CPRI:FEC:ERRor:CURRent? 2573
:FETCh:DATA:TELecom:CPRI:FEC:ERRor:HISTory? 2574
:FETCh:DATA:TELecom:CPRI:FEC:ERRor:RATE? 2575
:FETCh:DATA:TELecom:CPRI:FEC:ERRor:SEConds? 2576
:FETCh:DATA:TELecom:CPRI:INTerface:ERRor:COUNt? 2577
:FETCh:DATA:TELecom:CPRI:INTerface:ERRor:CURRent? 2578
:FETCh:DATA:TELecom:CPRI:INTerface:ERRor:HISTory? 2579
:FETCh:DATA:TELecom:CPRI:INTerface:ERRor:RATE? 2580
:FETCh:DATA:TELecom:CPRI:INTerface:ERRor:SEConds? 2581
:FETCh:DATA:TELecom:CPRI:OBSai:ALARm:CURRent? 2582
:FETCh:DATA:TELecom:CPRI:OBSai:ALARm:HISTory? 2583
:FETCh:DATA:TELecom:CPRI:OBSai:ALARm:SEConds? 2584
:FETCh:DATA:TELecom:CPRI:OBSai:ERRor:COUNt? 2585
:FETCh:DATA:TELecom:CPRI:OBSai:ERRor:CURRent? 2586
:FETCh:DATA:TELecom:CPRI:OBSai:ERRor:HISTory? 2587
:FETCh:DATA:TELecom:CPRI:OBSai:ERRor:RATE? 2588
:FETCh:DATA:TELecom:CPRI:OBSai:ERRor:SEConds? 2589
:FETCh:DATA:TELecom:CPRI:OBSai:INTerface:ERRor:COUNt? 2590
:FETCh:DATA:TELecom:CPRI:OBSai:INTerface:ERRor:CURRent? 2591
:FETCh:DATA:TELecom:CPRI:OBSai:INTerface:ERRor:HISTory? 2592
:FETCh:DATA:TELecom:CPRI:OBSai:INTerface:ERRor:RATE? 2593
:FETCh:DATA:TELecom:CPRI:OBSai:INTerface:ERRor:SEConds? 2594
:FETCh:DATA:TELecom:DSN:ALARm:DS[1..n]:CURRent? 2595
:FETCh:DATA:TELecom:DSN:ALARm:DS[1..n]:HISTory? 2596
:FETCh:DATA:TELecom:DSN:ALARm:DS[1..n]:SEConds? 2597
:FETCh:DATA:TELecom:DSN:ERRor:DS[1..n]:COUNt? 2598
:FETCh:DATA:TELecom:DSN:ERRor:DS[1..n]:CURRent? 2599

:FETCh:DATA:TELecom:DSN:ERRor:DS[1..n]:HISTory? 2600
:FETCh:DATA:TELecom:DSN:ERRor:DS[1..n]:RATE? 2601
:FETCh:DATA:TELecom:DSN:ERRor:DS[1..n]:SEConds? 2602
:FETCh:DATA:TELecom:ELECtrical:ALARm:PORT:CURRent? 2603
:FETCh:DATA:TELecom:ELECtrical:ALARm:PORT:HISTory? 2604
:FETCh:DATA:TELecom:ELECtrical:ALARm:PORT:SEConds? 2605
:FETCh:DATA:TELecom:ELECtrical:ERRor:PORT:COUNt? 2606
:FETCh:DATA:TELecom:ELECtrical:ERRor:PORT:CURRent? 2607
:FETCh:DATA:TELecom:ELECtrical:ERRor:PORT:HISTory? 2608
:FETCh:DATA:TELecom:ELECtrical:ERRor:PORT:RATE? 2609
:FETCh:DATA:TELecom:ELECtrical:ERRor:PORT:SEConds? 2610
:FETCh:DATA:TELecom:EOTN:ERRor:PHYSical:COUNt:TOTal? 2611
:FETCh:DATA:TELecom:EOTN:ERRor:PHYSical:COUNt? 2612
:FETCh:DATA:TELecom:EOTN:ERRor:PHYSical:CURRent? 2613
:FETCh:DATA:TELecom:EOTN:ERRor:PHYSical:HISTory? 2614
:FETCh:DATA:TELecom:EOTN:ERRor:PHYSical:RATE:TOTal? 2615
:FETCh:DATA:TELecom:EOTN:ERRor:PHYSical:RATE? 2616
:FETCh:DATA:TELecom:EOTN:ERRor:PHYSical:SEConds? 2617
:FETCh:DATA:TELecom:EOTN:ETHernet:ALARm:CURRent? 2618
:FETCh:DATA:TELecom:EOTN:ETHernet:ALARm:HISTory? 2619
:FETCh:DATA:TELecom:EOTN:ETHernet:ALARm:SEConds? 2620
:FETCh:DATA:TELecom:EOTN:ETHernet:ERRor:COUNt? 2621
:FETCh:DATA:TELecom:EOTN:ETHernet:ERRor:CURRent? 2622
:FETCh:DATA:TELecom:EOTN:ETHernet:ERRor:HISTory? 2623
:FETCh:DATA:TELecom:EOTN:ETHernet:ERRor:RATE? 2624
:FETCh:DATA:TELecom:EOTN:ETHernet:ERRor:SEConds? 2625
:FETCh:DATA:TELecom:EOTN:XCODing:TRANscode:RX:ALARm:CURRent? 2626
:FETCh:DATA:TELecom:EOTN:XCODing:TRANscode:RX:ALARm:HISTory? 2627
:FETCh:DATA:TELecom:EOTN:XCODing:TRANscode:RX:ALARm:SEConds? 2628
:FETCh:DATA:TELecom:EOTN:XCODing:TRANscode:RX:ERRor:COUNt? 2629
:FETCh:DATA:TELecom:EOTN:XCODing:TRANscode:RX:ERRor:CURRent? 2630
:FETCh:DATA:TELecom:EOTN:XCODing:TRANscode:RX:ERRor:HISTory? 2631
:FETCh:DATA:TELecom:EOTN:XCODing:TRANscode:RX:ERRor:RATE? 2632
:FETCh:DATA:TELecom:EOTN:XCODing:TRANscode:RX:ERRor:SEConds? 2633
:FETCh:DATA:TELecom:ERRor:COUNt:TOTal? 2634
:FETCh:DATA:TELecom:ERRor:COUNt? 2635
:FETCh:DATA:TELecom:ERRor:CURRent? 2637
:FETCh:DATA:TELecom:ERRor:HISTory? 2639
:FETCh:DATA:TELecom:ERRor:RATE:TOTal? 2641
:FETCh:DATA:TELecom:ERRor:RATE? 2642
:FETCh:DATA:TELecom:ERRor:SEConds? 2644
:FETCh:DATA:TELecom:ETHernet:ALARm:LRATe:GLOBal:CURRent? 2646
:FETCh:DATA:TELecom:ETHernet:ALARm:LRATe:GLOBal:HISTory? 2647
:FETCh:DATA:TELecom:ETHernet:ALARm:LRATe:GLOBal:SEConds? 2648
:FETCh:DATA:TELecom:ETHernet:ALARm:MAC:CURRent? 2649
:FETCh:DATA:TELecom:ETHernet:ALARm:MAC:HISTory? 2650
:FETCh:DATA:TELecom:ETHernet:ALARm:MAC:SEConds? 2651
:FETCh:DATA:TELecom:ETHernet:ALARm:PHYSical:CURRent? 2652

:FETCh:DATA:TELecom:ETHernet:ALARm:PHYSical:GLOBal:CURRent? 2653
:FETCh:DATA:TELecom:ETHernet:ALARm:PHYSical:GLOBal:HISTory? 2655
:FETCh:DATA:TELecom:ETHernet:ALARm:PHYSical:GLOBal:SEConds? 2657
:FETCh:DATA:TELecom:ETHernet:ALARm:PHYSical:HISTory? 2659
:FETCh:DATA:TELecom:ETHernet:ALARm:PHYSical:SEConds? 2660
:FETCh:DATA:TELecom:ETHernet:ALARm:RSFec:CURRent? 2661
:FETCh:DATA:TELecom:ETHernet:ALARm:RSFec:GLOBal:CURRent? 2662
:FETCh:DATA:TELecom:ETHernet:ALARm:RSFec:GLOBal:HISTory? 2663
:FETCh:DATA:TELecom:ETHernet:ALARm:RSFec:GLOBal:SEConds? 2664
:FETCh:DATA:TELecom:ETHernet:ALARm:RSFec:HISTory? 2665
:FETCh:DATA:TELecom:ETHernet:ALARm:RSFec:SEConds? 2666
:FETCh:DATA:TELecom:ETHernet:ALARm:WIS:CURRent? 2667
:FETCh:DATA:TELecom:ETHernet:ALARm:WIS:HISTory? 2669
:FETCh:DATA:TELecom:ETHernet:ALARm:WIS:SEConds? 2671
:FETCh:DATA:TELecom:ETHernet:COFFset:ALARm:CURRent? 2672
:FETCh:DATA:TELecom:ETHernet:COFFset:ALARm:HISTory? 2673
:FETCh:DATA:TELecom:ETHernet:COFFset:ALARm:SEConds? 2674
:FETCh:DATA:TELecom:ETHernet:ERRor:DUALport:SANalyzer:COUNt? 2675
:FETCh:DATA:TELecom:ETHernet:ERRor:DUALport:SANalyzer:CURRent? 2676
:FETCh:DATA:TELecom:ETHernet:ERRor:DUALport:SANalyzer:HISTory? 2678
:FETCh:DATA:TELecom:ETHernet:ERRor:DUALport:SANalyzer:RATE? 2680
:FETCh:DATA:TELecom:ETHernet:ERRor:DUALport:SANalyzer:SEConds? 2681
:FETCh:DATA:TELecom:ETHernet:ERRor:IPPRotocol:COUNt? 2682
:FETCh:DATA:TELecom:ETHernet:ERRor:IPPRotocol:CURRent? 2683
:FETCh:DATA:TELecom:ETHernet:ERRor:IPPRotocol:HISTory? 2684
:FETCh:DATA:TELecom:ETHernet:ERRor:IPPRotocol:RATE? 2685
:FETCh:DATA:TELecom:ETHernet:ERRor:IPPRotocol:SEConds? 2686
:FETCh:DATA:TELecom:ETHernet:ERRor:LRATe:GLOBal:COUNt? 2687
:FETCh:DATA:TELecom:ETHernet:ERRor:LRATe:GLOBal:CURRent? 2688
:FETCh:DATA:TELecom:ETHernet:ERRor:LRATe:GLOBal:HISTory? 2689
:FETCh:DATA:TELecom:ETHernet:ERRor:LRATe:GLOBal:RATE? 2690
:FETCh:DATA:TELecom:ETHernet:ERRor:LRATe:GLOBal:SEConds? 2691
:FETCh:DATA:TELecom:ETHernet:ERRor:MAC:COUNt? 2692
:FETCh:DATA:TELecom:ETHernet:ERRor:MAC:CURRent? 2693
:FETCh:DATA:TELecom:ETHernet:ERRor:MAC:HISTory? 2694
:FETCh:DATA:TELecom:ETHernet:ERRor:MAC:RATE? 2695
:FETCh:DATA:TELecom:ETHernet:ERRor:MAC:SEConds? 2696
:FETCh:DATA:TELecom:ETHernet:ERRor:PHYSical:COUNt:TOTal? 2697
:FETCh:DATA:TELecom:ETHernet:ERRor:PHYSical:COUNt? 2698
:FETCh:DATA:TELecom:ETHernet:ERRor:PHYSical:CURRent? 2699
:FETCh:DATA:TELecom:ETHernet:ERRor:PHYSical:GLOBal:CURRent? 2700
:FETCh:DATA:TELecom:ETHernet:ERRor:PHYSical:GLOBal:HISTory? 2701
:FETCh:DATA:TELecom:ETHernet:ERRor:PHYSical:HISTory? 2702
:FETCh:DATA:TELecom:ETHernet:ERRor:PHYSical:RATE:TOTal? 2703
:FETCh:DATA:TELecom:ETHernet:ERRor:PHYSical:RATE? 2704
:FETCh:DATA:TELecom:ETHernet:ERRor:PHYSical:SEConds:TOTal? 2705
:FETCh:DATA:TELecom:ETHernet:ERRor:PHYSical:SEConds? 2706
:FETCh:DATA:TELecom:ETHernet:ERRor:RSFec:COUNt? 2707

:FETCh:DATA:TELecom:ETHernet:ERRor:RSFec:CURRent? 2708
:FETCh:DATA:TELecom:ETHernet:ERRor:RSFec:GLOBal:COUNt? 2709
:FETCh:DATA:TELecom:ETHernet:ERRor:RSFec:GLOBal:CURRent? 2710
:FETCh:DATA:TELecom:ETHernet:ERRor:RSFec:GLOBal:HISTory? 2711
:FETCh:DATA:TELecom:ETHernet:ERRor:RSFec:GLOBal:RATE? 2712
:FETCh:DATA:TELecom:ETHernet:ERRor:RSFec:GLOBal:SEConds? 2713
:FETCh:DATA:TELecom:ETHernet:ERRor:RSFec:HISTory? 2714
:FETCh:DATA:TELecom:ETHernet:ERRor:RSFec:RATE? 2715
:FETCh:DATA:TELecom:ETHernet:ERRor:RSFec:SEConds? 2716
:FETCh:DATA:TELecom:ETHernet:ERRor:STReam:CURRent? 2717
:FETCh:DATA:TELecom:ETHernet:ERRor:STReam:HISTory? 2718
:FETCh:DATA:TELecom:ETHernet:ERRor:TCPProtocol:COUNt? 2719
:FETCh:DATA:TELecom:ETHernet:ERRor:TCPProtocol:CURRent? 2720
:FETCh:DATA:TELecom:ETHernet:ERRor:TCPProtocol:HISTory? 2721
:FETCh:DATA:TELecom:ETHernet:ERRor:TCPProtocol:RATE? 2722
:FETCh:DATA:TELecom:ETHernet:ERRor:TCPProtocol:SEConds? 2723
:FETCh:DATA:TELecom:ETHernet:ERRor:UDPProtocol:COUNt? 2724
:FETCh:DATA:TELecom:ETHernet:ERRor:UDPProtocol:CURRent? 2725
:FETCh:DATA:TELecom:ETHernet:ERRor:UDPProtocol:HISTory? 2726
:FETCh:DATA:TELecom:ETHernet:ERRor:UDPProtocol:RATE? 2727
:FETCh:DATA:TELecom:ETHernet:ERRor:UDPProtocol:SEConds? 2728
:FETCh:DATA:TELecom:ETHernet:ERRor:WIS:COUNt? 2729
:FETCh:DATA:TELecom:ETHernet:ERRor:WIS:CURRent? 2730
:FETCh:DATA:TELecom:ETHernet:ERRor:WIS:HISTory? 2731
:FETCh:DATA:TELecom:ETHernet:ERRor:WIS:RATE? 2732
:FETCh:DATA:TELecom:ETHernet:ERRor:WIS:SEConds? 2733
:FETCh:DATA:TELecom:FETHernet:GROup:ALARm:CURRent? 2734
:FETCh:DATA:TELecom:FETHernet:GROup:ALARm:HISTory? 2735
:FETCh:DATA:TELecom:FETHernet:GROup:ALARm:SEConds? 2736
:FETCh:DATA:TELecom:FETHernet:PHY:ALARm:CURRent? 2737
:FETCh:DATA:TELecom:FETHernet:PHY:ALARm:HISTory? 2738
:FETCh:DATA:TELecom:FETHernet:PHY:ALARm:SEConds? 2739
:FETCh:DATA:TELecom:FETHernet:PHY:ERRor:COUNt? 2740
:FETCh:DATA:TELecom:FETHernet:PHY:ERRor:CURRent? 2741
:FETCh:DATA:TELecom:FETHernet:PHY:ERRor:HISTory? 2742
:FETCh:DATA:TELecom:FETHernet:PHY:ERRor:RATE? 2743
:FETCh:DATA:TELecom:FETHernet:PHY:ERRor:SEConds? 2744
:FETCh:DATA:TELecom:FETHernet:POAM:BOAM:ALARm:CURRent? 2745
:FETCh:DATA:TELecom:FETHernet:POAM:BOAM:ALARm:HISTory? 2746
:FETCh:DATA:TELecom:FETHernet:POAM:BOAM:ALARm:SEConds? 2747
:FETCh:DATA:TELecom:FETHernet:POAM:BOAM:ERRor:COUNt? 2748
:FETCh:DATA:TELecom:FETHernet:POAM:BOAM:ERRor:CURRent? 2749
:FETCh:DATA:TELecom:FETHernet:POAM:BOAM:ERRor:HISTory? 2750
:FETCh:DATA:TELecom:FETHernet:POAM:BOAM:ERRor:RATE? 2751
:FETCh:DATA:TELecom:FETHernet:POAM:BOAM:ERRor:SEConds? 2752
:FETCh:DATA:TELecom:FETHernet:POAM:CSIGnal:ALARm:CURRent? 2753
:FETCh:DATA:TELecom:FETHernet:POAM:CSIGnal:ALARm:HISTory? 2754
:FETCh:DATA:TELecom:FETHernet:POAM:CSIGnal:ALARm:SEConds? 2755

:FETCh:DATA:TELecom:FETHernet:POAM:CVER:ALARm:CURRent? 2756
:FETCh:DATA:TELecom:FETHernet:POAM:CVER:ALARm:HISTory? 2757
:FETCh:DATA:TELecom:FETHernet:POAM:CVER:ALARm:SEConds? 2758
:FETCh:DATA:TELecom:FETHernet:POAM:ERRor:COUNt? 2759
:FETCh:DATA:TELecom:FETHernet:POAM:ERRor:CURRent? 2760
:FETCh:DATA:TELecom:FETHernet:POAM:ERRor:HISTory? 2761
:FETCh:DATA:TELecom:FETHernet:POAM:ERRor:RATE? 2762
:FETCh:DATA:TELecom:FETHernet:POAM:ERRor:SEConds? 2763
:FETCh:DATA:TELecom:FIBer:ALARm:PHYSical:CURRent? 2764
:FETCh:DATA:TELecom:FIBer:ALARm:PHYSical:HISTory? 2765
:FETCh:DATA:TELecom:FIBer:ALARm:PHYSical:SEConds? 2766
:FETCh:DATA:TELecom:FIBer:ERRor:FC:COUNt? 2767
:FETCh:DATA:TELecom:FIBer:ERRor:FC:CURRent? 2768
:FETCh:DATA:TELecom:FIBer:ERRor:FC:HISTory? 2769
:FETCh:DATA:TELecom:FIBer:ERRor:FC:RATE? 2770
:FETCh:DATA:TELecom:FIBer:ERRor:FC:SEConds? 2771
:FETCh:DATA:TELecom:FIBer:ERRor:PHYSical:COUNt? 2772
:FETCh:DATA:TELecom:FIBer:ERRor:PHYSical:CURRent? 2773
:FETCh:DATA:TELecom:FIBer:ERRor:PHYSical:HISTory? 2774
:FETCh:DATA:TELecom:FIBer:ERRor:PHYSical:RATE? 2775
:FETCh:DATA:TELecom:FIBer:ERRor:PHYSical:SEConds? 2776
:FETCh:DATA:TELecom:FOTN:FEC:ERRor:COUNt? 2777
:FETCh:DATA:TELecom:FOTN:FEC:ERRor:CURR? 2778
:FETCh:DATA:TELecom:FOTN:FEC:ERRor:HISTory? 2779
:FETCh:DATA:TELecom:FOTN:FEC:ERRor:LANE:COUNt? 2780
:FETCh:DATA:TELecom:FOTN:FEC:ERRor:LANE:CURRent? 2781
:FETCh:DATA:TELecom:FOTN:FEC:ERRor:LANE:HISTory? 2782
:FETCh:DATA:TELecom:FOTN:FEC:ERRor:LANE:RATE? 2783
:FETCh:DATA:TELecom:FOTN:FEC:ERRor:LANE:SEConds? 2784
:FETCh:DATA:TELecom:FOTN:FEC:ERRor:RATe? 2785
:FETCh:DATA:TELecom:FOTN:FEC:ERRor:SEConds? 2786
:FETCh:DATA:TELecom:FOTN:FOIC:ALARm:CURRent? 2787
:FETCh:DATA:TELecom:FOTN:FOIC:ALARm:HISTory? 2788
:FETCh:DATA:TELecom:FOTN:FOIC:ALARm:LANE:CURRent? 2789
:FETCh:DATA:TELecom:FOTN:FOIC:ALARm:LANE:HISTory? 2790
:FETCh:DATA:TELecom:FOTN:FOIC:ALARm:LANE:SEConds? 2791
:FETCh:DATA:TELecom:FOTN:FOIC:ALARm:SEConds? 2792
:FETCh:DATA:TELecom:FOTN:FOIC:ERRor:LANE:COUNt? 2793
:FETCh:DATA:TELecom:FOTN:FOIC:ERRor:LANE:CURRent? 2794
:FETCh:DATA:TELecom:FOTN:FOIC:ERRor:LANE:HISTory? 2795
:FETCh:DATA:TELecom:FOTN:FOIC:ERRor:LANE:RATE? 2796
:FETCh:DATA:TELecom:FOTN:FOIC:ERRor:LANE:SEConds? 2797
:FETCh:DATA:TELecom:FOTN:GROup:ALARm:CURRent? 2798
:FETCh:DATA:TELecom:FOTN:GROup:ALARm:HISTory? 2799
:FETCh:DATA:TELecom:FOTN:GROup:ALARm:SEConds? 2800
:FETCh:DATA:TELecom:FOTN:INSTance:ALARm:CURRent? 2801
:FETCh:DATA:TELecom:FOTN:INSTance:ALARm:HISTory? 2802
:FETCh:DATA:TELecom:FOTN:INSTance:ALARm:SEConds? 2803

:FETCh:DATA:TELecom:FOTN:INSTance:ERRor:COUNt? 2804
:FETCh:DATA:TELecom:FOTN:INSTance:ERRor:CURRent? 2805
:FETCh:DATA:TELecom:FOTN:INSTance:ERRor:HISTory? 2806
:FETCh:DATA:TELecom:FOTN:INSTance:ERRor:RATe? 2807
:FETCh:DATA:TELecom:FOTN:INSTance:ERRor:SEConds? 2808
:FETCh:DATA:TELecom:GFP:ALARm:CHANnel:CURRent? 2809
:FETCh:DATA:TELecom:GFP:ALARm:CHANnel:HISTory? 2810
:FETCh:DATA:TELecom:GFP:ALARm:CHANnel:SEConds? 2811
:FETCh:DATA:TELecom:GFP:ALARm:FRAMe:CURRent? 2812
:FETCh:DATA:TELecom:GFP:ALARm:FRAMe:HISTory? 2813
:FETCh:DATA:TELecom:GFP:ALARm:FRAMe:SEConds? 2814
:FETCh:DATA:TELecom:GFP:ERRor:CHANnel:COUNt? 2815
:FETCh:DATA:TELecom:GFP:ERRor:CHANnel:CURRent? 2816
:FETCh:DATA:TELecom:GFP:ERRor:CHANnel:HISTory? 2817
:FETCh:DATA:TELecom:GFP:ERRor:CHANnel:RATE? 2818
:FETCh:DATA:TELecom:GFP:ERRor:CHANnel:SEConds? 2819
:FETCh:DATA:TELecom:GFP:ERRor:FRAMe:COUNt? 2820
:FETCh:DATA:TELecom:GFP:ERRor:FRAMe:CURRent? 2821
:FETCh:DATA:TELecom:GFP:ERRor:FRAMe:HISTory? 2822
:FETCh:DATA:TELecom:GFP:ERRor:FRAMe:RATE? 2823
:FETCh:DATA:TELecom:GFP:ERRor:FRAMe:SEConds? 2824
:FETCh:DATA:TELecom:OPTical:ALARm:PORT:GLOBal:CURRent? 2825
:FETCh:DATA:TELecom:OPTical:ALARm:PORT:GLOBal:HISTory? 2826
:FETCh:DATA:TELecom:OPTical:ALARm:RX:CURRent? 2827
:FETCh:DATA:TELecom:OPTical:ALARm:RX:HISTory? 2828
:FETCh:DATA:TELecom:OPTical:ALARm:RX:SEConds? 2829
:FETCh:DATA:TELecom:OTN:ALARm:ODU[1..n]:CURRent? 2830
:FETCh:DATA:TELecom:OTN:ALARm:ODU[1..n]:E[1..n]:CURRent? 2832
:FETCh:DATA:TELecom:OTN:ALARm:ODU[1..n]:E[1..n]:HISTory? 2833
:FETCh:DATA:TELecom:OTN:ALARm:ODU[1..n]:E[1..n]:SEConds? 2834
:FETCh:DATA:TELecom:OTN:ALARm:ODU[1..n]:E[1..n]:TCM[1..n]:CURRent? 2835
:FETCh:DATA:TELecom:OTN:ALARm:ODU[1..n]:E[1..n]:TCM[1..n]:HISTory? 2836
:FETCh:DATA:TELecom:OTN:ALARm:ODU[1..n]:E[1..n]:TCM[1..n]:SEConds? 2837
:FETCh:DATA:TELecom:OTN:ALARm:ODU[1..n]:F:CURRent? 2838
:FETCh:DATA:TELecom:OTN:ALARm:ODU[1..n]:F:HISTory? 2839
:FETCh:DATA:TELecom:OTN:ALARm:ODU[1..n]:F:SEConds? 2840
:FETCh:DATA:TELecom:OTN:ALARm:ODU[1..n]:F:TCM[1..n]:CURRent? 2841
:FETCh:DATA:TELecom:OTN:ALARm:ODU[1..n]:F:TCM[1..n]:HISTory? 2842
:FETCh:DATA:TELecom:OTN:ALARm:ODU[1..n]:F:TCM[1..n]:SEConds? 2843
:FETCh:DATA:TELecom:OTN:ALARm:ODU[1..n]:HISTory? 2844
:FETCh:DATA:TELecom:OTN:ALARm:ODU[1..n]:SEConds? 2846
:FETCh:DATA:TELecom:OTN:ALARm:ODU[1..n]:TCM[1..n]:CURRent? 2848
:FETCh:DATA:TELecom:OTN:ALARm:ODU[1..n]:TCM[1..n]:HISTory? 2849
:FETCh:DATA:TELecom:OTN:ALARm:ODU[1..n]:TCM[1..n]:SEConds? 2850
:FETCh:DATA:TELecom:OTN:ALARm:OPU[1..n]:CURRent? 2851
:FETCh:DATA:TELecom:OTN:ALARm:OPU[1..n]:E:CURRent? 2853
:FETCh:DATA:TELecom:OTN:ALARm:OPU[1..n]:E:HISTory? 2854
:FETCh:DATA:TELecom:OTN:ALARm:OPU[1..n]:E:SEConds? 2855

:FETCh:DATA:TELecom:OTN:ALARm:OPU[1..n]:F:CURRent? 2856
:FETCh:DATA:TELecom:OTN:ALARm:OPU[1..n]:F:HISTory? 2857
:FETCh:DATA:TELecom:OTN:ALARm:OPU[1..n]:F:SECOnds? 2858
:FETCh:DATA:TELecom:OTN:ALARm:OPU[1..n]:HISTory? 2859
:FETCh:DATA:TELecom:OTN:ALARm:OPU[1..n]:SECOnds? 2861
:FETCh:DATA:TELecom:OTN:ALARm:OTU[1..n]:CURRent? 2862
:FETCh:DATA:TELecom:OTN:ALARm:OTU[1..n]:E[1..n]:CURRent? 2863
:FETCh:DATA:TELecom:OTN:ALARm:OTU[1..n]:E[1..n]:HISTory? 2864
:FETCh:DATA:TELecom:OTN:ALARm:OTU[1..n]:E[1..n]:SECOnds? 2865
:FETCh:DATA:TELecom:OTN:ALARm:OTU[1..n]:F:CURRent? 2866
:FETCh:DATA:TELecom:OTN:ALARm:OTU[1..n]:F:HISTory? 2867
:FETCh:DATA:TELecom:OTN:ALARm:OTU[1..n]:F:SECOnds? 2868
:FETCh:DATA:TELecom:OTN:ALARm:OTU[1..n]:HISTory? 2869
:FETCh:DATA:TELecom:OTN:ALARm:OTU[1..n]:SECOnds? 2870
:FETCh:DATA:TELecom:OTN:ALARm:PHYSical:CURRent? 2871
:FETCh:DATA:TELecom:OTN:ALARm:PHYSical:GLOBal:CURRent? 2872
:FETCh:DATA:TELecom:OTN:ALARm:PHYSical:GLOBal:HISTory? 2873
:FETCh:DATA:TELecom:OTN:ALARm:PHYSical:GLOBal:SECOnds? 2874
:FETCh:DATA:TELecom:OTN:ALARm:PHYSical:HISTory? 2875
:FETCh:DATA:TELecom:OTN:ALARm:PHYSical:SECOnds? 2876
:FETCh:DATA:TELecom:OTN:ERRor:FEC:COUNt? 2877
:FETCh:DATA:TELecom:OTN:ERRor:FEC:CURRent? 2878
:FETCh:DATA:TELecom:OTN:ERRor:FEC:HISTory? 2879
:FETCh:DATA:TELecom:OTN:ERRor:FEC:RATE? 2880
:FETCh:DATA:TELecom:OTN:ERRor:FEC:SECOnds? 2881
:FETCh:DATA:TELecom:OTN:ERRor:ODU[1..n]:COUNt? 2882
:FETCh:DATA:TELecom:OTN:ERRor:ODU[1..n]:CURRent? 2883
:FETCh:DATA:TELecom:OTN:ERRor:ODU[1..n]:E[1..n]:COUNt? 2884
:FETCh:DATA:TELecom:OTN:ERRor:ODU[1..n]:E[1..n]:CURRent? 2885
:FETCh:DATA:TELecom:OTN:ERRor:ODU[1..n]:E[1..n]:HISTory? 2886
:FETCh:DATA:TELecom:OTN:ERRor:ODU[1..n]:E[1..n]:RATE? 2887
:FETCh:DATA:TELecom:OTN:ERRor:ODU[1..n]:E[1..n]:SECOnds? 2888
:FETCh:DATA:TELecom:OTN:ERRor:ODU[1..n]:E[1..n]:TCM[1..n]:COUNt? 2889
:FETCh:DATA:TELecom:OTN:ERRor:ODU[1..n]:E[1..n]:TCM[1..n]:CURRent? 2890
:FETCh:DATA:TELecom:OTN:ERRor:ODU[1..n]:E[1..n]:TCM[1..n]:HISTory? 2891
:FETCh:DATA:TELecom:OTN:ERRor:ODU[1..n]:E[1..n]:TCM[1..n]:RATE? 2892
:FETCh:DATA:TELecom:OTN:ERRor:ODU[1..n]:E[1..n]:TCM[1..n]:SECOnds? 2893
:FETCh:DATA:TELecom:OTN:ERRor:ODU[1..n]:F:COUNt? 2894
:FETCh:DATA:TELecom:OTN:ERRor:ODU[1..n]:F:CURRent? 2895
:FETCh:DATA:TELecom:OTN:ERRor:ODU[1..n]:F:HISTory? 2896
:FETCh:DATA:TELecom:OTN:ERRor:ODU[1..n]:F:RATE? 2897
:FETCh:DATA:TELecom:OTN:ERRor:ODU[1..n]:F:SECOnds? 2898
:FETCh:DATA:TELecom:OTN:ERRor:ODU[1..n]:F:TCM[1..n]:COUNt? 2899
:FETCh:DATA:TELecom:OTN:ERRor:ODU[1..n]:F:TCM[1..n]:CURRent? 2900
:FETCh:DATA:TELecom:OTN:ERRor:ODU[1..n]:F:TCM[1..n]:HISTory? 2901
:FETCh:DATA:TELecom:OTN:ERRor:ODU[1..n]:F:TCM[1..n]:RATE? 2902
:FETCh:DATA:TELecom:OTN:ERRor:ODU[1..n]:F:TCM[1..n]:SECOnds? 2903
:FETCh:DATA:TELecom:OTN:ERRor:ODU[1..n]:HISTory? 2904

:FETCh:DATA:TELecom:OTN:ERRor:ODU[1..n]:RATE? 2905
:FETCh:DATA:TELecom:OTN:ERRor:ODU[1..n]:SEConds? 2906
:FETCh:DATA:TELecom:OTN:ERRor:ODU[1..n]:TCM[1..n]:COUNt? 2907
:FETCh:DATA:TELecom:OTN:ERRor:ODU[1..n]:TCM[1..n]:CURRent? 2908
:FETCh:DATA:TELecom:OTN:ERRor:ODU[1..n]:TCM[1..n]:HISTory? 2909
:FETCh:DATA:TELecom:OTN:ERRor:ODU[1..n]:TCM[1..n]:RATE? 2910
:FETCh:DATA:TELecom:OTN:ERRor:ODU[1..n]:TCM[1..n]:SEConds? 2911
:FETCh:DATA:TELecom:OTN:ERRor:OPU[1..n]:COUNt? 2912
:FETCh:DATA:TELecom:OTN:ERRor:OPU[1..n]:CURRent? 2913
:FETCh:DATA:TELecom:OTN:ERRor:OPU[1..n]:HISTory? 2914
:FETCh:DATA:TELecom:OTN:ERRor:OPU[1..n]:RATE? 2915
:FETCh:DATA:TELecom:OTN:ERRor:OPU[1..n]:SEConds? 2916
:FETCh:DATA:TELecom:OTN:ERRor:OTU[1..n]:COUNt? 2917
:FETCh:DATA:TELecom:OTN:ERRor:OTU[1..n]:CURRent? 2918
:FETCh:DATA:TELecom:OTN:ERRor:OTU[1..n]:E[1..n]:COUNt? 2919
:FETCh:DATA:TELecom:OTN:ERRor:OTU[1..n]:E[1..n]:CURRent? 2920
:FETCh:DATA:TELecom:OTN:ERRor:OTU[1..n]:E[1..n]:HISTory? 2921
:FETCh:DATA:TELecom:OTN:ERRor:OTU[1..n]:E[1..n]:RATE? 2922
:FETCh:DATA:TELecom:OTN:ERRor:OTU[1..n]:E[1..n]:SEConds? 2923
:FETCh:DATA:TELecom:OTN:ERRor:OTU[1..n]:F:COUNt? 2924
:FETCh:DATA:TELecom:OTN:ERRor:OTU[1..n]:F:CURRent? 2925
:FETCh:DATA:TELecom:OTN:ERRor:OTU[1..n]:F:HISTory? 2926
:FETCh:DATA:TELecom:OTN:ERRor:OTU[1..n]:F:RATE? 2927
:FETCh:DATA:TELecom:OTN:ERRor:OTU[1..n]:F:SEConds? 2928
:FETCh:DATA:TELecom:OTN:ERRor:OTU[1..n]:HISTory? 2929
:FETCh:DATA:TELecom:OTN:ERRor:OTU[1..n]:RATE? 2930
:FETCh:DATA:TELecom:OTN:ERRor:OTU[1..n]:SEConds? 2931
:FETCh:DATA:TELecom:OTN:ERRor:PHYSical:COUNt:TOTal? 2932
:FETCh:DATA:TELecom:OTN:ERRor:PHYSical:COUNt? 2933
:FETCh:DATA:TELecom:OTN:ERRor:PHYSical:CURRent? 2934
:FETCh:DATA:TELecom:OTN:ERRor:PHYSical:GLOBal:CURRent? 2935
:FETCh:DATA:TELecom:OTN:ERRor:PHYSical:GLOBal:HISTory? 2936
:FETCh:DATA:TELecom:OTN:ERRor:PHYSical:HISTory? 2937
:FETCh:DATA:TELecom:OTN:ERRor:PHYSical:RATE:TOTal? 2938
:FETCh:DATA:TELecom:OTN:ERRor:PHYSical:RATE? 2939
:FETCh:DATA:TELecom:OTN:ERRor:PHYSical:SEConds? 2940
:FETCh:DATA:TELecom:OTN:ODU[1..n]:GMP:RX:ALARm:CURRent? 2941
:FETCh:DATA:TELecom:OTN:ODU[1..n]:GMP:RX:ALARm:HISTory? 2942
:FETCh:DATA:TELecom:OTN:ODU[1..n]:GMP:RX:ALARm:SEConds? 2943
:FETCh:DATA:TELecom:OTN:ODU[1..n]:GMP:RX:ERRor:COUNt? 2944
:FETCh:DATA:TELecom:OTN:ODU[1..n]:GMP:RX:ERRor:CURRent? 2945
:FETCh:DATA:TELecom:OTN:ODU[1..n]:GMP:RX:ERRor:HISTory? 2946
:FETCh:DATA:TELecom:OTN:ODU[1..n]:GMP:RX:ERRor:RATE? 2947
:FETCh:DATA:TELecom:OTN:ODU[1..n]:GMP:RX:ERRor:SEConds? 2948
:FETCh:DATA:TELecom:PACKetsync:PTP:ALARm:IPDV:CURRent? 2949
:FETCh:DATA:TELecom:PACKetsync:PTP:ALARm:IPDV:HISTory? 2950
:FETCh:DATA:TELecom:PACKetsync:PTP:ALARm:IPDV:SECond? 2951
:FETCh:DATA:TELecom:PACKetsync:PTP:ALARm:MESSage:CURRent? 2952

:FETCh:DATA:TELecom:PACKetsync:PTP:ALARm:MESSage:HISTory? 2953
:FETCh:DATA:TELecom:PACKetsync:PTP:ALARm:MESSage:SECond? 2954
:FETCh:DATA:TELecom:PACKetsync:PTP:ALARm:SYNMessage:CURRent? 2955
:FETCh:DATA:TELecom:PACKetsync:PTP:ALARm:SYNMessage:HISTory? 2956
:FETCh:DATA:TELecom:PACKetsync:PTP:ALARm:SYNMessage:SECond? 2957
:FETCh:DATA:TELecom:PACKetsync:SYNCe:ALARm:CURRent? 2958
:FETCh:DATA:TELecom:PACKetsync:SYNCe:ALARm:HISTory? 2959
:FETCh:DATA:TELecom:PACKetsync:SYNCe:ALARm:SEConds? 2960
:FETCh:DATA:TELecom:PACKetsync:SYNCe:ESMC:RX:RATE:VERDict? 2961
:FETCh:DATA:TELecom:PACKetsync:SYNCe:RX:LAST:QL:VERDict? 2962
:FETCh:DATA:TELecom:PATTern:ALARm:PATTern:CURRent? 2963
:FETCh:DATA:TELecom:PATTern:ALARm:PATTern:HISTory? 2964
:FETCh:DATA:TELecom:PATTern:ALARm:PATTern:SEConds? 2965
:FETCh:DATA:TELecom:PATTern:ERRor:PATTern:COUNt? 2966
:FETCh:DATA:TELecom:PATTern:ERRor:PATTern:CURRent? 2967
:FETCh:DATA:TELecom:PATTern:ERRor:PATTern:HISTory? 2969
:FETCh:DATA:TELecom:PATTern:ERRor:PATTern:RATE? 2971
:FETCh:DATA:TELecom:PATTern:ERRor:PATTern:SEConds? 2972
:FETCh:DATA:TELecom:PDH:ALARm:E[1..n]:CURRent? 2973
:FETCh:DATA:TELecom:PDH:ALARm:E[1..n]:HISTory? 2974
:FETCh:DATA:TELecom:PDH:ALARm:E[1..n]:SEConds? 2975
:FETCh:DATA:TELecom:PDH:ERRor:E[1..n]:COUNt? 2976
:FETCh:DATA:TELecom:PDH:ERRor:E[1..n]:CURRent? 2977
:FETCh:DATA:TELecom:PDH:ERRor:E[1..n]:HISTory? 2978
:FETCh:DATA:TELecom:PDH:ERRor:E[1..n]:RATE? 2979
:FETCh:DATA:TELecom:PDH:ERRor:E[1..n]:SEConds? 2980
:FETCh:DATA:TELecom:SDHSonet:ALARm:HOP:PATH:CURRent? 2981
:FETCh:DATA:TELecom:SDHSonet:ALARm:HOP:PATH:HISTory? 2983
:FETCh:DATA:TELecom:SDHSonet:ALARm:HOP:PATH:SEConds? 2985
:FETCh:DATA:TELecom:SDHSonet:ALARm:HOP:TCM:CURRent? 2986
:FETCh:DATA:TELecom:SDHSonet:ALARm:HOP:TCM:HISTory? 2987
:FETCh:DATA:TELecom:SDHSonet:ALARm:HOP:TCM:SEConds? 2988
:FETCh:DATA:TELecom:SDHSonet:ALARm:LINE:CURRent? 2989
:FETCh:DATA:TELecom:SDHSonet:ALARm:LINE:HISTory? 2990
:FETCh:DATA:TELecom:SDHSonet:ALARm:LINE:SEConds? 2991
:FETCh:DATA:TELecom:SDHSonet:ALARm:LOP:PATH:CURRent? 2992
:FETCh:DATA:TELecom:SDHSonet:ALARm:LOP:PATH:HISTory? 2994
:FETCh:DATA:TELecom:SDHSonet:ALARm:LOP:PATH:SEConds? 2996
:FETCh:DATA:TELecom:SDHSonet:ALARm:LOP:TCM:CURRent? 2997
:FETCh:DATA:TELecom:SDHSonet:ALARm:LOP:TCM:HISTory? 2998
:FETCh:DATA:TELecom:SDHSonet:ALARm:LOP:TCM:SEConds? 2999
:FETCh:DATA:TELecom:SDHSonet:ALARm:LOPTu:PATH:CURRent? 3000
:FETCh:DATA:TELecom:SDHSonet:ALARm:LOPTu:PATH:HISTory? 3002
:FETCh:DATA:TELecom:SDHSonet:ALARm:LOPTu:PATH:SEConds? 3004
:FETCh:DATA:TELecom:SDHSonet:ALARm:SECTion:CURRent? 3005
:FETCh:DATA:TELecom:SDHSonet:ALARm:SECTion:HISTory? 3006
:FETCh:DATA:TELecom:SDHSonet:ALARm:SECTion:SEConds? 3007
:FETCh:DATA:TELecom:SDHSonet:ERRor:HOP:PATH:COUNt? 3008

:FETCh:DATA:TELecom:SDHSonet:ERRor:HOP:PATH:CURRent? 3009
:FETCh:DATA:TELecom:SDHSonet:ERRor:HOP:PATH:HISTory? 3010
:FETCh:DATA:TELecom:SDHSonet:ERRor:HOP:PATH:RATE? 3011
:FETCh:DATA:TELecom:SDHSonet:ERRor:HOP:PATH:SEConds? 3012
:FETCh:DATA:TELecom:SDHSonet:ERRor:HOP:TCM:COUNt? 3013
:FETCh:DATA:TELecom:SDHSonet:ERRor:HOP:TCM:CURRent? 3014
:FETCh:DATA:TELecom:SDHSonet:ERRor:HOP:TCM:HISTory? 3015
:FETCh:DATA:TELecom:SDHSonet:ERRor:HOP:TCM:RATE? 3016
:FETCh:DATA:TELecom:SDHSonet:ERRor:HOP:TCM:SEConds? 3017
:FETCh:DATA:TELecom:SDHSonet:ERRor:LINE:COUNt? 3018
:FETCh:DATA:TELecom:SDHSonet:ERRor:LINE:CURRent? 3019
:FETCh:DATA:TELecom:SDHSonet:ERRor:LINE:HISTory? 3020
:FETCh:DATA:TELecom:SDHSonet:ERRor:LINE:RATE? 3021
:FETCh:DATA:TELecom:SDHSonet:ERRor:LINE:SEConds? 3022
:FETCh:DATA:TELecom:SDHSonet:ERRor:LOP:PATH:COUNt? 3023
:FETCh:DATA:TELecom:SDHSonet:ERRor:LOP:PATH:CURRent? 3024
:FETCh:DATA:TELecom:SDHSonet:ERRor:LOP:PATH:HISTory? 3025
:FETCh:DATA:TELecom:SDHSonet:ERRor:LOP:PATH:RATE? 3026
:FETCh:DATA:TELecom:SDHSonet:ERRor:LOP:PATH:SEConds? 3027
:FETCh:DATA:TELecom:SDHSonet:ERRor:LOP:TCM:COUNt? 3028
:FETCh:DATA:TELecom:SDHSonet:ERRor:LOP:TCM:CURRent? 3029
:FETCh:DATA:TELecom:SDHSonet:ERRor:LOP:TCM:HISTory? 3030
:FETCh:DATA:TELecom:SDHSonet:ERRor:LOP:TCM:RATE? 3031
:FETCh:DATA:TELecom:SDHSonet:ERRor:LOP:TCM:SEConds? 3032
:FETCh:DATA:TELecom:SDHSonet:ERRor:LOPTu:PATH:COUNt? 3033
:FETCh:DATA:TELecom:SDHSonet:ERRor:LOPTu:PATH:CURRent? 3034
:FETCh:DATA:TELecom:SDHSonet:ERRor:LOPTu:PATH:HISTory? 3035
:FETCh:DATA:TELecom:SDHSonet:ERRor:LOPTu:PATH:RATE? 3036
:FETCh:DATA:TELecom:SDHSonet:ERRor:LOPTu:PATH:SEConds? 3037
:FETCh:DATA:TELecom:SDHSonet:ERRor:SECTion:COUNt? 3038
:FETCh:DATA:TELecom:SDHSonet:ERRor:SECTion:CURRent? 3039
:FETCh:DATA:TELecom:SDHSonet:ERRor:SECTion:HISTory? 3040
:FETCh:DATA:TELecom:SDHSonet:ERRor:SECTion:RATE? 3041
:FETCh:DATA:TELecom:SDHSonet:ERRor:SECTion:SEConds? 3042
:FETCh:DATA:TELecom:SOAM:ALARm:CURRent? 3043
:FETCh:DATA:TELecom:SOAM:ALARm:HISTory? 3044
:FETCh:DATA:TELecom:SOAM:ALARm:SEConds? 3045
:INPut:TELecom:BACKplane:ALARm:STATus:CURRent? 3046
:INPut:TELecom:BACKplane:ALARm:STATus:HISTory? 3047
:INPut:TELecom:BACKplane:ALARm:STATus:SEConds? 3048
:SENSe:DATA:TELecom:FETHernet:POAM:BOAM:CSLPi:ENABle 3049
:SENSe:DATA:TELecom:FETHernet:POAM:BOAM:CSLPi:ENABle? 3050
:SENSe:DATA:TELecom:OTN:OPU[1..n]:MSIM 3051
:SENSe:DATA:TELecom:OTN:OPU[1..n]:MSIM? 3052
:SOURce:DATA:TELecom:CPRI:ALARm:DEFect 3053
:SOURce:DATA:TELecom:CPRI:ALARm:DEFect? 3054
:SOURce:DATA:TELecom:CPRI:ALARm:GENerate 3055
:SOURce:DATA:TELecom:CPRI:ALARm:GENerate? 3056

:SOURce:DATA:TELecom:CPRI:ERRor:AUTomated 3057
:SOURce:DATA:TELecom:CPRI:ERRor:AUTomated:CONTinuous 3058
:SOURce:DATA:TELecom:CPRI:ERRor:AUTomated:CONTinuous? 3059
:SOURce:DATA:TELecom:CPRI:ERRor:AUTomated:DEFect 3060
:SOURce:DATA:TELecom:CPRI:ERRor:AUTomated:DEFect? 3061
:SOURce:DATA:TELecom:CPRI:ERRor:AUTomated:RATE 3062
:SOURce:DATA:TELecom:CPRI:ERRor:AUTomated:RATE? 3063
:SOURce:DATA:TELecom:CPRI:ERRor:AUTomated? 3064
:SOURce:DATA:TELecom:CPRI:ERRor:MANual:AMOunt 3065
:SOURce:DATA:TELecom:CPRI:ERRor:MANual:AMOunt? 3066
:SOURce:DATA:TELecom:CPRI:ERRor:MANual:DEFect 3067
:SOURce:DATA:TELecom:CPRI:ERRor:MANual:DEFect? 3068
:SOURce:DATA:TELecom:CPRI:ERRor:MANual:INJect 3069
:SOURce:DATA:TELecom:CPRI:FEC:ERRor:AMOunt 3070
:SOURce:DATA:TELecom:CPRI:FEC:ERRor:AMOunt? 3071
:SOURce:DATA:TELecom:CPRI:FEC:ERRor:AUTomated 3072
:SOURce:DATA:TELecom:CPRI:FEC:ERRor:AUTomated:CONTinuous 3073
:SOURce:DATA:TELecom:CPRI:FEC:ERRor:AUTomated:CONTinuous? 3074
:SOURce:DATA:TELecom:CPRI:FEC:ERRor:AUTomated:RATE 3075
:SOURce:DATA:TELecom:CPRI:FEC:ERRor:AUTomated:RATE? 3076
:SOURce:DATA:TELecom:CPRI:FEC:ERRor:AUTomated:TYPE 3077
:SOURce:DATA:TELecom:CPRI:FEC:ERRor:AUTomated:TYPE? 3078
:SOURce:DATA:TELecom:CPRI:FEC:ERRor:AUTomated? 3079
:SOURce:DATA:TELecom:CPRI:FEC:ERRor:INJect 3080
:SOURce:DATA:TELecom:CPRI:FEC:ERRor:MANual:TYPE 3081
:SOURce:DATA:TELecom:CPRI:FEC:ERRor:MANual:TYPE? 3082
:SOURce:DATA:TELecom:CPRI:INTerface:ERRor:AUTomated 3083
:SOURce:DATA:TELecom:CPRI:INTerface:ERRor:AUTomated:CONTinuous 3084
:SOURce:DATA:TELecom:CPRI:INTerface:ERRor:AUTomated:CONTinuous? 3085
:SOURce:DATA:TELecom:CPRI:INTerface:ERRor:AUTomated:RATE 3086
:SOURce:DATA:TELecom:CPRI:INTerface:ERRor:AUTomated:RATE? 3087
:SOURce:DATA:TELecom:CPRI:INTerface:ERRor:AUTomated:TYPE 3088
:SOURce:DATA:TELecom:CPRI:INTerface:ERRor:AUTomated:TYPE? 3089
:SOURce:DATA:TELecom:CPRI:INTerface:ERRor:AUTomated? 3090
:SOURce:DATA:TELecom:CPRI:INTerface:ERRor:MANual:AMOunt 3091
:SOURce:DATA:TELecom:CPRI:INTerface:ERRor:MANual:AMOunt? 3092
:SOURce:DATA:TELecom:CPRI:INTerface:ERRor:MANual:INJect 3093
:SOURce:DATA:TELecom:CPRI:INTerface:ERRor:MANual:TYPE 3094
:SOURce:DATA:TELecom:CPRI:INTerface:ERRor:MANual:TYPE? 3095
:SOURce:DATA:TELecom:CPRI:OBSai:ALARm:DEFect 3096
:SOURce:DATA:TELecom:CPRI:OBSai:ALARm:DEFect? 3097
:SOURce:DATA:TELecom:CPRI:OBSai:ALARm:GENerate 3098
:SOURce:DATA:TELecom:CPRI:OBSai:ALARm:GENerate? 3099
:SOURce:DATA:TELecom:CPRI:OBSai:ERRor:AUTomated 3100
:SOURce:DATA:TELecom:CPRI:OBSai:ERRor:AUTomated:CONTinuous 3101
:SOURce:DATA:TELecom:CPRI:OBSai:ERRor:AUTomated:CONTinuous? 3102
:SOURce:DATA:TELecom:CPRI:OBSai:ERRor:AUTomated:DEFect 3103
:SOURce:DATA:TELecom:CPRI:OBSai:ERRor:AUTomated:DEFect? 3104

:SOURce:DATA:TELecom:CPRI:OBSai:ERRor:AUTomated:RATE 3105
:SOURce:DATA:TELecom:CPRI:OBSai:ERRor:AUTomated:RATE? 3106
:SOURce:DATA:TELecom:CPRI:OBSai:ERRor:AUTomated? 3107
:SOURce:DATA:TELecom:CPRI:OBSai:ERRor:MANual:AMOunt 3108
:SOURce:DATA:TELecom:CPRI:OBSai:ERRor:MANual:AMOunt? 3109
:SOURce:DATA:TELecom:CPRI:OBSai:ERRor:MANual:DEFect 3110
:SOURce:DATA:TELecom:CPRI:OBSai:ERRor:MANual:DEFect? 3111
:SOURce:DATA:TELecom:CPRI:OBSai:ERRor:MANual:INJect 3112
:SOURce:DATA:TELecom:CPRI:OBSai:INTerface:ERRor:AUTomated 3113
:SOURce:DATA:TELecom:CPRI:OBSai:INTerface:ERRor:AUTomated:CONTinuous 3114
:SOURce:DATA:TELecom:CPRI:OBSai:INTerface:ERRor:AUTomated:CONTinuous? 3115
:SOURce:DATA:TELecom:CPRI:OBSai:INTerface:ERRor:AUTomated:RATE 3116
:SOURce:DATA:TELecom:CPRI:OBSai:INTerface:ERRor:AUTomated:RATE? 3117
:SOURce:DATA:TELecom:CPRI:OBSai:INTerface:ERRor:AUTomated:TYPE 3118
:SOURce:DATA:TELecom:CPRI:OBSai:INTerface:ERRor:AUTomated:TYPE? 3119
:SOURce:DATA:TELecom:CPRI:OBSai:INTerface:ERRor:AUTomated? 3120
:SOURce:DATA:TELecom:CPRI:OBSai:INTerface:ERRor:MANual:AMOunt 3121
:SOURce:DATA:TELecom:CPRI:OBSai:INTerface:ERRor:MANual:AMOunt? 3122
:SOURce:DATA:TELecom:CPRI:OBSai:INTerface:ERRor:MANual:INJect 3123
:SOURce:DATA:TELecom:CPRI:OBSai:INTerface:ERRor:MANual:TYPE 3124
:SOURce:DATA:TELecom:CPRI:OBSai:INTerface:ERRor:MANual:TYPE? 3125
:SOURce:DATA:TELecom:DSN:ALARm:DS[1..n] 3126
:SOURce:DATA:TELecom:DSN:ALARm:DS[1..n]:TYPE 3127
:SOURce:DATA:TELecom:DSN:ALARm:DS[1..n]:TYPE? 3128
:SOURce:DATA:TELecom:DSN:ALARm:DS[1..n]? 3129
:SOURce:DATA:TELecom:DSN:ERRor:DS[1..n]:AMOunt 3130
:SOURce:DATA:TELecom:DSN:ERRor:DS[1..n]:AMOunt? 3131
:SOURce:DATA:TELecom:DSN:ERRor:DS[1..n]:AUTomated 3132
:SOURce:DATA:TELecom:DSN:ERRor:DS[1..n]:AUTomated:CONTinuous 3133
:SOURce:DATA:TELecom:DSN:ERRor:DS[1..n]:AUTomated:CONTinuous? 3134
:SOURce:DATA:TELecom:DSN:ERRor:DS[1..n]:AUTomated:RATE 3135
:SOURce:DATA:TELecom:DSN:ERRor:DS[1..n]:AUTomated:RATE? 3136
:SOURce:DATA:TELecom:DSN:ERRor:DS[1..n]:AUTomated:TYPE 3137
:SOURce:DATA:TELecom:DSN:ERRor:DS[1..n]:AUTomated:TYPE? 3138
:SOURce:DATA:TELecom:DSN:ERRor:DS[1..n]:AUTomated? 3139
:SOURce:DATA:TELecom:DSN:ERRor:DS[1..n]:INJect 3140
:SOURce:DATA:TELecom:DSN:ERRor:DS[1..n]:MANual:TYPE 3141
:SOURce:DATA:TELecom:DSN:ERRor:DS[1..n]:MANual:TYPE? 3142
:SOURce:DATA:TELecom:ELECtrical:ALARm:PORT 3143
:SOURce:DATA:TELecom:ELECtrical:ALARm:PORT:TYPE? 3144
:SOURce:DATA:TELecom:ELECtrical:ALARm:PORT? 3145
:SOURce:DATA:TELecom:ELECtrical:ERRor:AMOunt 3146
:SOURce:DATA:TELecom:ELECtrical:ERRor:AMOunt? 3147
:SOURce:DATA:TELecom:ELECtrical:ERRor:AUTomated 3148
:SOURce:DATA:TELecom:ELECtrical:ERRor:AUTomated:RATE 3149
:SOURce:DATA:TELecom:ELECtrical:ERRor:AUTomated:RATE? 3150
:SOURce:DATA:TELecom:ELECtrical:ERRor:AUTomated:TYPE 3151
:SOURce:DATA:TELecom:ELECtrical:ERRor:AUTomated:TYPE? 3152

:SOURce:DATA:TELecom:ELECtrical:ERRor:AUTomated? 3153
:SOURce:DATA:TELecom:ELECtrical:ERRor:INJect 3154
:SOURce:DATA:TELecom:ELECtrical:ERRor:MANual:TYPE 3155
:SOURce:DATA:TELecom:ELECtrical:ERRor:MANual:TYPE? 3156
:SOURce:DATA:TELecom:EOTN:TRANscode:ERRor:ALANes 3157
:SOURce:DATA:TELecom:EOTN:TRANscode:ERRor:ALANes? 3158
:SOURce:DATA:TELecom:EOTN:TRANscode:ERRor:AUTomated 3159
:SOURce:DATA:TELecom:EOTN:TRANscode:ERRor:AUTomated:CONTinuous 3160
:SOURce:DATA:TELecom:EOTN:TRANscode:ERRor:AUTomated:CONTinuous? 3161
:SOURce:DATA:TELecom:EOTN:TRANscode:ERRor:AUTomated:RATE 3162
:SOURce:DATA:TELecom:EOTN:TRANscode:ERRor:AUTomated:RATE? 3163
:SOURce:DATA:TELecom:EOTN:TRANscode:ERRor:AUTomated:TYPE 3164
:SOURce:DATA:TELecom:EOTN:TRANscode:ERRor:AUTomated:TYPE? 3165
:SOURce:DATA:TELecom:EOTN:TRANscode:ERRor:AUTomated? 3166
:SOURce:DATA:TELecom:EOTN:TRANscode:ERRor:GLOBal:AUTomated 3167
:SOURce:DATA:TELecom:EOTN:TRANscode:ERRor:GLOBal:AUTomated:CONTinuous 3168
:SOURce:DATA:TELecom:EOTN:TRANscode:ERRor:GLOBal:AUTomated:CONTinuous? 3169
:SOURce:DATA:TELecom:EOTN:TRANscode:ERRor:GLOBal:AUTomated:RATE 3170
:SOURce:DATA:TELecom:EOTN:TRANscode:ERRor:GLOBal:AUTomated:RATE? 3171
:SOURce:DATA:TELecom:EOTN:TRANscode:ERRor:GLOBal:AUTomated:TYPE 3172
:SOURce:DATA:TELecom:EOTN:TRANscode:ERRor:GLOBal:AUTomated:TYPE? 3173
:SOURce:DATA:TELecom:EOTN:TRANscode:ERRor:GLOBal:AUTomated? 3174
:SOURce:DATA:TELecom:EOTN:TRANscode:ERRor:GLOBal:MANual:AMOunt 3175
:SOURce:DATA:TELecom:EOTN:TRANscode:ERRor:GLOBal:MANual:AMOunt? 3176
:SOURce:DATA:TELecom:EOTN:TRANscode:ERRor:GLOBal:MANual:INJect 3177
:SOURce:DATA:TELecom:EOTN:TRANscode:ERRor:GLOBal:MANual:TYPE 3178
:SOURce:DATA:TELecom:EOTN:TRANscode:ERRor:GLOBal:MANual:TYPE? 3179
:SOURce:DATA:TELecom:EOTN:TRANscode:ERRor:LANE 3180
:SOURce:DATA:TELecom:EOTN:TRANscode:ERRor:LANE? 3181
:SOURce:DATA:TELecom:EOTN:TRANscode:ERRor:MANual:AMOunt 3182
:SOURce:DATA:TELecom:EOTN:TRANscode:ERRor:MANual:AMOunt? 3183
:SOURce:DATA:TELecom:EOTN:TRANscode:ERRor:MANual:INJect 3184
:SOURce:DATA:TELecom:EOTN:TRANscode:ERRor:MANual:TYPE 3185
:SOURce:DATA:TELecom:EOTN:TRANscode:ERRor:MANual:TYPE? 3186
:SOURce:DATA:TELecom:ETHernet:ALARm:LRATe 3187
:SOURce:DATA:TELecom:ETHernet:ALARm:LRATe:TYPE 3188
:SOURce:DATA:TELecom:ETHernet:ALARm:LRATe:TYPE? 3189
:SOURce:DATA:TELecom:ETHernet:ALARm:LRATe? 3190
:SOURce:DATA:TELecom:ETHernet:ALARm:PHYSical 3191
:SOURce:DATA:TELecom:ETHernet:ALARm:PHYSical:TYPE 3192
:SOURce:DATA:TELecom:ETHernet:ALARm:PHYSical:TYPE? 3193
:SOURce:DATA:TELecom:ETHernet:ALARm:PHYSical? 3194
:SOURce:DATA:TELecom:ETHernet:ALARm:THReshold 3195
:SOURce:DATA:TELecom:ETHernet:ALARm:THReshold:DEFault 3196
:SOURce:DATA:TELecom:ETHernet:ALARm:THReshold? 3197
:SOURce:DATA:TELecom:ETHernet:ERRor:LRATe:AMOunt 3198
:SOURce:DATA:TELecom:ETHernet:ERRor:LRATe:AMOunt? 3199
:SOURce:DATA:TELecom:ETHernet:ERRor:LRATe:AUTomated 3200

:SOURce:DATA:TELecom:ETHernet:ERRor:LRATe:AUTomated:CONTinuous 3201
:SOURce:DATA:TELecom:ETHernet:ERRor:LRATe:AUTomated:CONTinuous? 3202
:SOURce:DATA:TELecom:ETHernet:ERRor:LRATe:AUTomated:RATE 3203
:SOURce:DATA:TELecom:ETHernet:ERRor:LRATe:AUTomated:RATE? 3204
:SOURce:DATA:TELecom:ETHernet:ERRor:LRATe:AUTomated:TYPE 3205
:SOURce:DATA:TELecom:ETHernet:ERRor:LRATe:AUTomated:TYPE? 3206
:SOURce:DATA:TELecom:ETHernet:ERRor:LRATe:AUTomated? 3207
:SOURce:DATA:TELecom:ETHernet:ERRor:LRATe:INJect 3208
:SOURce:DATA:TELecom:ETHernet:ERRor:LRATe:MANual:TYPE 3209
:SOURce:DATA:TELecom:ETHernet:ERRor:LRATe:MANual:TYPE? 3210
:SOURce:DATA:TELecom:ETHernet:ERRor:MAC:AMOunt 3211
:SOURce:DATA:TELecom:ETHernet:ERRor:MAC:AMOunt? 3212
:SOURce:DATA:TELecom:ETHernet:ERRor:MAC:AUTomated 3213
:SOURce:DATA:TELecom:ETHernet:ERRor:MAC:AUTomated:CONTinuous 3214
:SOURce:DATA:TELecom:ETHernet:ERRor:MAC:AUTomated:CONTinuous? 3215
:SOURce:DATA:TELecom:ETHernet:ERRor:MAC:AUTomated:RATE 3216
:SOURce:DATA:TELecom:ETHernet:ERRor:MAC:AUTomated:RATE? 3217
:SOURce:DATA:TELecom:ETHernet:ERRor:MAC:AUTomated:TYPE 3218
:SOURce:DATA:TELecom:ETHernet:ERRor:MAC:AUTomated:TYPE? 3219
:SOURce:DATA:TELecom:ETHernet:ERRor:MAC:AUTomated? 3220
:SOURce:DATA:TELecom:ETHernet:ERRor:MAC:INJect 3221
:SOURce:DATA:TELecom:ETHernet:ERRor:MAC:MANual:TYPE 3222
:SOURce:DATA:TELecom:ETHernet:ERRor:MAC:MANual:TYPE? 3223
:SOURce:DATA:TELecom:ETHernet:ERRor:MAC:OVERsize 3224
:SOURce:DATA:TELecom:ETHernet:ERRor:MAC:OVERsize? 3225
:SOURce:DATA:TELecom:ETHernet:ERRor:PHYSical:ALANes 3226
:SOURce:DATA:TELecom:ETHernet:ERRor:PHYSical:ALANes? 3227
:SOURce:DATA:TELecom:ETHernet:ERRor:PHYSical:AMOunt 3228
:SOURce:DATA:TELecom:ETHernet:ERRor:PHYSical:AMOunt? 3229
:SOURce:DATA:TELecom:ETHernet:ERRor:PHYSical:AUTomated 3230
:SOURce:DATA:TELecom:ETHernet:ERRor:PHYSical:AUTomated:CONTinuous 3231
:SOURce:DATA:TELecom:ETHernet:ERRor:PHYSical:AUTomated:CONTinuous? 3232
:SOURce:DATA:TELecom:ETHernet:ERRor:PHYSical:AUTomated:RATE 3233
:SOURce:DATA:TELecom:ETHernet:ERRor:PHYSical:AUTomated:RATE? 3234
:SOURce:DATA:TELecom:ETHernet:ERRor:PHYSical:AUTomated:TYPE 3235
:SOURce:DATA:TELecom:ETHernet:ERRor:PHYSical:AUTomated:TYPE? 3236
:SOURce:DATA:TELecom:ETHernet:ERRor:PHYSical:AUTomated? 3237
:SOURce:DATA:TELecom:ETHernet:ERRor:PHYSical:INJect 3238
:SOURce:DATA:TELecom:ETHernet:ERRor:PHYSical:LANE 3239
:SOURce:DATA:TELecom:ETHernet:ERRor:PHYSical:LANE? 3240
:SOURce:DATA:TELecom:ETHernet:ERRor:PHYSical:MANual:TYPE 3241
:SOURce:DATA:TELecom:ETHernet:ERRor:PHYSical:MANual:TYPE? 3242
:SOURce:DATA:TELecom:ETHernet:ERRor:RSFec:ALANes 3243
:SOURce:DATA:TELecom:ETHernet:ERRor:RSFec:ALANes? 3244
:SOURce:DATA:TELecom:ETHernet:ERRor:RSFec:AUTomated 3245
:SOURce:DATA:TELecom:ETHernet:ERRor:RSFec:AUTomated:CONTinuous 3246
:SOURce:DATA:TELecom:ETHernet:ERRor:RSFec:AUTomated:CONTinuous? 3247
:SOURce:DATA:TELecom:ETHernet:ERRor:RSFec:AUTomated:RATE 3248

:SOURce:DATA:TELecom:ETHernet:ERRor:RSFec:AUTomated:RATE? 3249
:SOURce:DATA:TELecom:ETHernet:ERRor:RSFec:AUTomated:TYPE 3250
:SOURce:DATA:TELecom:ETHernet:ERRor:RSFec:AUTomated:TYPE? 3251
:SOURce:DATA:TELecom:ETHernet:ERRor:RSFec:AUTomated? 3252
:SOURce:DATA:TELecom:ETHernet:ERRor:RSFec:LANE 3253
:SOURce:DATA:TELecom:ETHernet:ERRor:RSFec:LANE? 3254
:SOURce:DATA:TELecom:ETHernet:ERRor:RSFec:MANual:AMOunt 3255
:SOURce:DATA:TELecom:ETHernet:ERRor:RSFec:MANual:AMOunt? 3256
:SOURce:DATA:TELecom:ETHernet:ERRor:RSFec:MANual:INJect 3257
:SOURce:DATA:TELecom:ETHernet:ERRor:RSFec:MANual:TYPE 3258
:SOURce:DATA:TELecom:ETHernet:ERRor:RSFec:MANual:TYPE? 3259
:SOURce:DATA:TELecom:ETHernet:PCS:ALARm:PHYSical 3260
:SOURce:DATA:TELecom:ETHernet:PCS:ALARm:PHYSical:TYPE 3261
:SOURce:DATA:TELecom:ETHernet:PCS:ALARm:PHYSical:TYPE? 3262
:SOURce:DATA:TELecom:ETHernet:PCS:ALARm:PHYSical? 3263
:SOURce:DATA:TELecom:ETHernet:WIS:PLMuneq 3264
:SOURce:DATA:TELecom:ETHernet:WIS:PLMuneq? 3265
:SOURce:DATA:TELecom:FETHernet:PHY:ALARm 3266
:SOURce:DATA:TELecom:FETHernet:PHY:ALARm:SPHY 3267
:SOURce:DATA:TELecom:FETHernet:PHY:ALARm:SPHY? 3268
:SOURce:DATA:TELecom:FETHernet:PHY:ALARm:TYPE 3269
:SOURce:DATA:TELecom:FETHernet:PHY:ALARm:TYPE? 3270
:SOURce:DATA:TELecom:FETHernet:PHY:ALARm? 3271
:SOURce:DATA:TELecom:FETHernet:PHY:ERRor:AUTomated 3272
:SOURce:DATA:TELecom:FETHernet:PHY:ERRor:AUTomated:CONTinuous 3273
:SOURce:DATA:TELecom:FETHernet:PHY:ERRor:AUTomated:CONTinuous? 3274
:SOURce:DATA:TELecom:FETHernet:PHY:ERRor:AUTomated:RATE 3275
:SOURce:DATA:TELecom:FETHernet:PHY:ERRor:AUTomated:RATE? 3276
:SOURce:DATA:TELecom:FETHernet:PHY:ERRor:AUTomated:TYPE 3277
:SOURce:DATA:TELecom:FETHernet:PHY:ERRor:AUTomated:TYPE? 3278
:SOURce:DATA:TELecom:FETHernet:PHY:ERRor:AUTomated? 3279
:SOURce:DATA:TELecom:FETHernet:PHY:ERRor:MANual:AMOunt 3280
:SOURce:DATA:TELecom:FETHernet:PHY:ERRor:MANual:AMOunt? 3281
:SOURce:DATA:TELecom:FETHernet:PHY:ERRor:MANual:INJect 3282
:SOURce:DATA:TELecom:FETHernet:PHY:ERRor:MANual:TYPE 3283
:SOURce:DATA:TELecom:FETHernet:PHY:ERRor:MANual:TYPE? 3284
:SOURce:DATA:TELecom:FETHernet:PHY:ERRor:SPHY 3285
:SOURce:DATA:TELecom:FETHernet:PHY:ERRor:SPHY? 3286
:SOURce:DATA:TELecom:FETHernet:POAM:BOAM:ALARm 3287
:SOURce:DATA:TELecom:FETHernet:POAM:BOAM:ALARm:TYPE 3288
:SOURce:DATA:TELecom:FETHernet:POAM:BOAM:ALARm:TYPE? 3289
:SOURce:DATA:TELecom:FETHernet:POAM:BOAM:ALARm? 3290
:SOURce:DATA:TELecom:FETHernet:POAM:BOAM:ERRor:AUTomated 3291
:SOURce:DATA:TELecom:FETHernet:POAM:BOAM:ERRor:AUTomated:CONTinuous 3292
:SOURce:DATA:TELecom:FETHernet:POAM:BOAM:ERRor:AUTomated:CONTinuous? 3293
:SOURce:DATA:TELecom:FETHernet:POAM:BOAM:ERRor:AUTomated:RATE 3294
:SOURce:DATA:TELecom:FETHernet:POAM:BOAM:ERRor:AUTomated:RATE? 3295
:SOURce:DATA:TELecom:FETHernet:POAM:BOAM:ERRor:AUTomated:TYPE 3296

:SOURce:DATA:TELecom:FETHernet:POAM:BOAM:ERRor:AUTomated:TYPE? 3297
:SOURce:DATA:TELecom:FETHernet:POAM:BOAM:ERRor:AUTomated? 3298
:SOURce:DATA:TELecom:FETHernet:POAM:BOAM:ERRor:MANual:AMOunt 3299
:SOURce:DATA:TELecom:FETHernet:POAM:BOAM:ERRor:MANual:AMOunt? 3300
:SOURce:DATA:TELecom:FETHernet:POAM:BOAM:ERRor:MANual:INJect 3301
:SOURce:DATA:TELecom:FETHernet:POAM:BOAM:ERRor:MANual:TYPE 3302
:SOURce:DATA:TELecom:FETHernet:POAM:BOAM:ERRor:MANual:TYPE? 3303
:SOURce:DATA:TELecom:FETHernet:POAM:ERRor:AUTomated 3304
:SOURce:DATA:TELecom:FETHernet:POAM:ERRor:AUTomated:CONTinuous 3305
:SOURce:DATA:TELecom:FETHernet:POAM:ERRor:AUTomated:CONTinuous? 3306
:SOURce:DATA:TELecom:FETHernet:POAM:ERRor:AUTomated:RATE 3307
:SOURce:DATA:TELecom:FETHernet:POAM:ERRor:AUTomated:RATE? 3308
:SOURce:DATA:TELecom:FETHernet:POAM:ERRor:AUTomated:TYPE 3309
:SOURce:DATA:TELecom:FETHernet:POAM:ERRor:AUTomated:TYPE? 3310
:SOURce:DATA:TELecom:FETHernet:POAM:ERRor:AUTomated? 3311
:SOURce:DATA:TELecom:FETHernet:POAM:ERRor:MANual:AMOunt 3312
:SOURce:DATA:TELecom:FETHernet:POAM:ERRor:MANual:AMOunt? 3313
:SOURce:DATA:TELecom:FETHernet:POAM:ERRor:MANual:INJect 3314
:SOURce:DATA:TELecom:FETHernet:POAM:ERRor:MANual:TYPE 3315
:SOURce:DATA:TELecom:FETHernet:POAM:ERRor:MANual:TYPE? 3316
:SOURce:DATA:TELecom:FIBer:ERRor:AUTomated 3317
:SOURce:DATA:TELecom:FIBer:ERRor:AUTomated:CONTinuous 3318
:SOURce:DATA:TELecom:FIBer:ERRor:AUTomated:CONTinuous? 3319
:SOURce:DATA:TELecom:FIBer:ERRor:AUTomated:RATE 3320
:SOURce:DATA:TELecom:FIBer:ERRor:AUTomated:RATE? 3321
:SOURce:DATA:TELecom:FIBer:ERRor:AUTomated:TYPE 3322
:SOURce:DATA:TELecom:FIBer:ERRor:AUTomated:TYPE? 3323
:SOURce:DATA:TELecom:FIBer:ERRor:AUTomated? 3324
:SOURce:DATA:TELecom:FIBer:ERRor:MANual:AMOunt 3325
:SOURce:DATA:TELecom:FIBer:ERRor:MANual:AMOunt? 3326
:SOURce:DATA:TELecom:FIBer:ERRor:MANual:INJect 3327
:SOURce:DATA:TELecom:FIBer:ERRor:MANual:TYPE 3328
:SOURce:DATA:TELecom:FIBer:ERRor:MANual:TYPE? 3329
:SOURce:DATA:TELecom:FIBer:ERRor:RSFec:AUTomated 3330
:SOURce:DATA:TELecom:FIBer:ERRor:RSFec:AUTomated:CONTinuous 3331
:SOURce:DATA:TELecom:FIBer:ERRor:RSFec:AUTomated:CONTinuous? 3332
:SOURce:DATA:TELecom:FIBer:ERRor:RSFec:AUTomated:RATE 3333
:SOURce:DATA:TELecom:FIBer:ERRor:RSFec:AUTomated:RATE? 3334
:SOURce:DATA:TELecom:FIBer:ERRor:RSFec:AUTomated:TYPE 3335
:SOURce:DATA:TELecom:FIBer:ERRor:RSFec:AUTomated:TYPE? 3336
:SOURce:DATA:TELecom:FIBer:ERRor:RSFec:AUTomated? 3337
:SOURce:DATA:TELecom:FIBer:ERRor:RSFec:MANual:AMOunt 3338
:SOURce:DATA:TELecom:FIBer:ERRor:RSFec:MANual:AMOunt? 3339
:SOURce:DATA:TELecom:FIBer:ERRor:RSFec:MANual:INJect 3340
:SOURce:DATA:TELecom:FIBer:ERRor:RSFec:MANual:TYPE 3341
:SOURce:DATA:TELecom:FIBer:ERRor:RSFec:MANual:TYPE? 3342
:SOURce:DATA:TELecom:FOTN:FEC:ALANes 3343
:SOURce:DATA:TELecom:FOTN:FEC:ALANes? 3344

:SOURce:DATA:TELecom:FOTN:FEC:ERRor:AMOunt 3345
:SOURce:DATA:TELecom:FOTN:FEC:ERRor:AMOunt? 3346
:SOURce:DATA:TELecom:FOTN:FEC:ERRor:AUTomated 3347
:SOURce:DATA:TELecom:FOTN:FEC:ERRor:AUTomated:CONTinuous 3348
:SOURce:DATA:TELecom:FOTN:FEC:ERRor:AUTomated:CONTinuous? 3349
:SOURce:DATA:TELecom:FOTN:FEC:ERRor:AUTomated:RATE 3350
:SOURce:DATA:TELecom:FOTN:FEC:ERRor:AUTomated:RATE? 3351
:SOURce:DATA:TELecom:FOTN:FEC:ERRor:AUTomated:TYPE 3352
:SOURce:DATA:TELecom:FOTN:FEC:ERRor:AUTomated:TYPE? 3353
:SOURce:DATA:TELecom:FOTN:FEC:ERRor:AUTomated? 3354
:SOURce:DATA:TELecom:FOTN:FEC:ERRor:INJect 3355
:SOURce:DATA:TELecom:FOTN:FEC:ERRor:MANual:TYPE 3356
:SOURce:DATA:TELecom:FOTN:FEC:ERRor:MANual:TYPE? 3357
:SOURce:DATA:TELecom:FOTN:FEC:LANE 3358
:SOURce:DATA:TELecom:FOTN:FEC:LANE? 3359
:SOURce:DATA:TELecom:FOTN:FLXO:ALARm 3360
:SOURce:DATA:TELecom:FOTN:FLXO:ALARm:TYPE 3361
:SOURce:DATA:TELecom:FOTN:FLXO:ALARm:TYPE? 3362
:SOURce:DATA:TELecom:FOTN:FLXO:ALARm? 3363
:SOURce:DATA:TELecom:FOTN:FLXO:ERRor:AUTomated 3364
:SOURce:DATA:TELecom:FOTN:FLXO:ERRor:AUTomated:CONTinuous 3365
:SOURce:DATA:TELecom:FOTN:FLXO:ERRor:AUTomated:CONTinuous? 3366
:SOURce:DATA:TELecom:FOTN:FLXO:ERRor:AUTomated:RATE 3367
:SOURce:DATA:TELecom:FOTN:FLXO:ERRor:AUTomated:RATE? 3368
:SOURce:DATA:TELecom:FOTN:FLXO:ERRor:AUTomated:TYPE 3369
:SOURce:DATA:TELecom:FOTN:FLXO:ERRor:AUTomated:TYPE? 3370
:SOURce:DATA:TELecom:FOTN:FLXO:ERRor:AUTomated? 3371
:SOURce:DATA:TELecom:FOTN:FLXO:ERRor:MANual:AMOunt 3372
:SOURce:DATA:TELecom:FOTN:FLXO:ERRor:MANual:AMOunt? 3373
:SOURce:DATA:TELecom:FOTN:FLXO:ERRor:MANual:INJect 3374
:SOURce:DATA:TELecom:FOTN:FLXO:ERRor:MANual:TYPE 3375
:SOURce:DATA:TELecom:FOTN:FLXO:ERRor:MANual:TYPE? 3376
:SOURce:DATA:TELecom:FOTN:FLXO:INSTance 3377
:SOURce:DATA:TELecom:FOTN:FLXO:INSTance? 3378
:SOURce:DATA:TELecom:FOTN:FOIC:ALANes 3379
:SOURce:DATA:TELecom:FOTN:FOIC:ALANes? 3380
:SOURce:DATA:TELecom:FOTN:FOIC:ERRor:AMOunt 3381
:SOURce:DATA:TELecom:FOTN:FOIC:ERRor:AMOunt? 3382
:SOURce:DATA:TELecom:FOTN:FOIC:ERRor:AUTomated 3383
:SOURce:DATA:TELecom:FOTN:FOIC:ERRor:AUTomated:CONTinuous 3384
:SOURce:DATA:TELecom:FOTN:FOIC:ERRor:AUTomated:CONTinuous? 3385
:SOURce:DATA:TELecom:FOTN:FOIC:ERRor:AUTomated:RATE 3386
:SOURce:DATA:TELecom:FOTN:FOIC:ERRor:AUTomated:RATE? 3387
:SOURce:DATA:TELecom:FOTN:FOIC:ERRor:AUTomated:TYPE 3388
:SOURce:DATA:TELecom:FOTN:FOIC:ERRor:AUTomated:TYPE? 3389
:SOURce:DATA:TELecom:FOTN:FOIC:ERRor:AUTomated? 3390
:SOURce:DATA:TELecom:FOTN:FOIC:ERRor:INJect 3391
:SOURce:DATA:TELecom:FOTN:FOIC:ERRor:MANual:TYPE 3392

:SOURce:DATA:TELecom:FOTN:FOIC:ERRor:MANual:TYPE? 3393
:SOURce:DATA:TELecom:FOTN:FOIC:LANE 3394
:SOURce:DATA:TELecom:FOTN:FOIC:LANE:SKEW:THReshold 3395
:SOURce:DATA:TELecom:FOTN:FOIC:LANE:SKEW:THReshold? 3396
:SOURce:DATA:TELecom:FOTN:FOIC:LANE? 3397
:SOURce:DATA:TELecom:GFP:ALARm:CHANnel 3398
:SOURce:DATA:TELecom:GFP:ALARm:CHANnel:PERiod 3399
:SOURce:DATA:TELecom:GFP:ALARm:CHANnel:PERiod? 3400
:SOURce:DATA:TELecom:GFP:ALARm:CHANnel:TYPE 3401
:SOURce:DATA:TELecom:GFP:ALARm:CHANnel:TYPE? 3402
:SOURce:DATA:TELecom:GFP:ALARm:CHANnel:UPI 3403
:SOURce:DATA:TELecom:GFP:ALARm:CHANnel:UPI? 3404
:SOURce:DATA:TELecom:GFP:ALARm:CHANnel? 3405
:SOURce:DATA:TELecom:GFP:ALARm:FRAMe 3406
:SOURce:DATA:TELecom:GFP:ALARm:FRAMe:TYPE 3407
:SOURce:DATA:TELecom:GFP:ALARm:FRAMe:TYPE? 3408
:SOURce:DATA:TELecom:GFP:ALARm:FRAMe? 3409
:SOURce:DATA:TELecom:GFP:CONFig:CMF 3410
:SOURce:DATA:TELecom:GFP:CONFig:CMF? 3411
:SOURce:DATA:TELecom:GFP:ERRor:CHANnel:AMOunt 3412
:SOURce:DATA:TELecom:GFP:ERRor:CHANnel:AMOunt? 3413
:SOURce:DATA:TELecom:GFP:ERRor:CHANnel:AUTomated 3414
:SOURce:DATA:TELecom:GFP:ERRor:CHANnel:AUTomated:CONTinuous 3415
:SOURce:DATA:TELecom:GFP:ERRor:CHANnel:AUTomated:CONTinuous? 3416
:SOURce:DATA:TELecom:GFP:ERRor:CHANnel:AUTomated:RATE 3417
:SOURce:DATA:TELecom:GFP:ERRor:CHANnel:AUTomated:RATE? 3418
:SOURce:DATA:TELecom:GFP:ERRor:CHANnel:AUTomated:TYPE 3419
:SOURce:DATA:TELecom:GFP:ERRor:CHANnel:AUTomated:TYPE? 3420
:SOURce:DATA:TELecom:GFP:ERRor:CHANnel:AUTomated? 3421
:SOURce:DATA:TELecom:GFP:ERRor:CHANnel:INJect 3422
:SOURce:DATA:TELecom:GFP:ERRor:CHANnel:MANual:TYPE 3423
:SOURce:DATA:TELecom:GFP:ERRor:CHANnel:MANual:TYPE? 3424
:SOURce:DATA:TELecom:GFP:ERRor:FRAMe:AMOunt 3425
:SOURce:DATA:TELecom:GFP:ERRor:FRAMe:AMOunt? 3426
:SOURce:DATA:TELecom:GFP:ERRor:FRAMe:AUTomated 3427
:SOURce:DATA:TELecom:GFP:ERRor:FRAMe:AUTomated:CONTinuous 3428
:SOURce:DATA:TELecom:GFP:ERRor:FRAMe:AUTomated:CONTinuous? 3429
:SOURce:DATA:TELecom:GFP:ERRor:FRAMe:AUTomated:RATE 3430
:SOURce:DATA:TELecom:GFP:ERRor:FRAMe:AUTomated:RATE? 3431
:SOURce:DATA:TELecom:GFP:ERRor:FRAMe:AUTomated:TYPE 3432
:SOURce:DATA:TELecom:GFP:ERRor:FRAMe:AUTomated:TYPE? 3433
:SOURce:DATA:TELecom:GFP:ERRor:FRAMe:AUTomated? 3434
:SOURce:DATA:TELecom:GFP:ERRor:FRAMe:INJect 3435
:SOURce:DATA:TELecom:GFP:ERRor:FRAMe:MANual:TYPE 3436
:SOURce:DATA:TELecom:GFP:ERRor:FRAMe:MANual:TYPE? 3437
:SOURce:DATA:TELecom:OPTical:ALARm:PORT 3438
:SOURce:DATA:TELecom:OPTical:ALARm:PORT:ALANes 3439
:SOURce:DATA:TELecom:OPTical:ALARm:PORT:ALANes? 3440

:SOURce:DATA:TELecom:OPTical:ALARm:PORT:LANE 3441
:SOURce:DATA:TELecom:OPTical:ALARm:PORT:LANE? 3442
:SOURce:DATA:TELecom:OPTical:ALARm:PORT:TYPE? 3443
:SOURce:DATA:TELecom:OPTical:ALARm:PORT? 3444
:SOURce:DATA:TELecom:OTN:ALARm:ODU[1..n] 3445
:SOURce:DATA:TELecom:OTN:ALARm:ODU[1..n]:ACHAnnel 3446
:SOURce:DATA:TELecom:OTN:ALARm:ODU[1..n]:ACHAnnel? 3447
:SOURce:DATA:TELecom:OTN:ALARm:ODU[1..n]:CHANnel 3448
:SOURce:DATA:TELecom:OTN:ALARm:ODU[1..n]:CHANnel? 3449
:SOURce:DATA:TELecom:OTN:ALARm:ODU[1..n]:E[1..n] 3450
:SOURce:DATA:TELecom:OTN:ALARm:ODU[1..n]:E[1..n]:TCM[1..n] 3451
:SOURce:DATA:TELecom:OTN:ALARm:ODU[1..n]:E[1..n]:TCM[1..n]:TYPE 3452
:SOURce:DATA:TELecom:OTN:ALARm:ODU[1..n]:E[1..n]:TCM[1..n]:TYPE? 3453
:SOURce:DATA:TELecom:OTN:ALARm:ODU[1..n]:E[1..n]:TCM[1..n]? 3454
:SOURce:DATA:TELecom:OTN:ALARm:ODU[1..n]:E[1..n]:TYPE 3455
:SOURce:DATA:TELecom:OTN:ALARm:ODU[1..n]:E[1..n]:TYPE? 3456
:SOURce:DATA:TELecom:OTN:ALARm:ODU[1..n]:E[1..n]? 3457
:SOURce:DATA:TELecom:OTN:ALARm:ODU[1..n]:F 3458
:SOURce:DATA:TELecom:OTN:ALARm:ODU[1..n]:F:TCM[1..n] 3459
:SOURce:DATA:TELecom:OTN:ALARm:ODU[1..n]:F:TCM[1..n]:TYPE 3460
:SOURce:DATA:TELecom:OTN:ALARm:ODU[1..n]:F:TCM[1..n]:TYPE? 3461
:SOURce:DATA:TELecom:OTN:ALARm:ODU[1..n]:F:TCM[1..n]? 3462
:SOURce:DATA:TELecom:OTN:ALARm:ODU[1..n]:F:TYPE 3463
:SOURce:DATA:TELecom:OTN:ALARm:ODU[1..n]:F:TYPE? 3464
:SOURce:DATA:TELecom:OTN:ALARm:ODU[1..n]:F? 3465
:SOURce:DATA:TELecom:OTN:ALARm:ODU[1..n]:OTUC 3466
:SOURce:DATA:TELecom:OTN:ALARm:ODU[1..n]:OTUC:ALL 3467
:SOURce:DATA:TELecom:OTN:ALARm:ODU[1..n]:OTUC:ALL? 3468
:SOURce:DATA:TELecom:OTN:ALARm:ODU[1..n]:OTUC? 3469
:SOURce:DATA:TELecom:OTN:ALARm:ODU[1..n]:TCM[1..n] 3470
:SOURce:DATA:TELecom:OTN:ALARm:ODU[1..n]:TCM[1..n]:TYPE 3471
:SOURce:DATA:TELecom:OTN:ALARm:ODU[1..n]:TCM[1..n]:TYPE? 3472
:SOURce:DATA:TELecom:OTN:ALARm:ODU[1..n]:TCM[1..n]? 3473
:SOURce:DATA:TELecom:OTN:ALARm:ODU[1..n]:TYPE 3474
:SOURce:DATA:TELecom:OTN:ALARm:ODU[1..n]:TYPE? 3475
:SOURce:DATA:TELecom:OTN:ALARm:ODU[1..n]? 3476
:SOURce:DATA:TELecom:OTN:ALARm:OPU[1..n] 3477
:SOURce:DATA:TELecom:OTN:ALARm:OPU[1..n]:ACHAnnel 3478
:SOURce:DATA:TELecom:OTN:ALARm:OPU[1..n]:ACHAnnel? 3479
:SOURce:DATA:TELecom:OTN:ALARm:OPU[1..n]:CHANnel 3480
:SOURce:DATA:TELecom:OTN:ALARm:OPU[1..n]:CHANnel? 3481
:SOURce:DATA:TELecom:OTN:ALARm:OPU[1..n]:E 3482
:SOURce:DATA:TELecom:OTN:ALARm:OPU[1..n]:E:TYPE 3483
:SOURce:DATA:TELecom:OTN:ALARm:OPU[1..n]:E:TYPE? 3484
:SOURce:DATA:TELecom:OTN:ALARm:OPU[1..n]:E? 3485
:SOURce:DATA:TELecom:OTN:ALARm:OPU[1..n]:F 3486
:SOURce:DATA:TELecom:OTN:ALARm:OPU[1..n]:F:TYPE 3487
:SOURce:DATA:TELecom:OTN:ALARm:OPU[1..n]:F:TYPE? 3488

:SOURce:DATA:TELecom:OTN:ALARm:OPU[1..n]:F? 3489
:SOURce:DATA:TELecom:OTN:ALARm:OPU[1..n]:OTUC 3490
:SOURce:DATA:TELecom:OTN:ALARm:OPU[1..n]:OTUC:ALL 3491
:SOURce:DATA:TELecom:OTN:ALARm:OPU[1..n]:OTUC:ALL? 3492
:SOURce:DATA:TELecom:OTN:ALARm:OPU[1..n]:OTUC? 3493
:SOURce:DATA:TELecom:OTN:ALARm:OPU[1..n]:TYPE 3494
:SOURce:DATA:TELecom:OTN:ALARm:OPU[1..n]:TYPE? 3495
:SOURce:DATA:TELecom:OTN:ALARm:OPU[1..n]? 3496
:SOURce:DATA:TELecom:OTN:ALARm:OTU[1..n] 3497
:SOURce:DATA:TELecom:OTN:ALARm:OTU[1..n]:E[1..n] 3498
:SOURce:DATA:TELecom:OTN:ALARm:OTU[1..n]:E[1..n]:TYPE 3499
:SOURce:DATA:TELecom:OTN:ALARm:OTU[1..n]:E[1..n]:TYPE? 3500
:SOURce:DATA:TELecom:OTN:ALARm:OTU[1..n]:E[1..n]? 3501
:SOURce:DATA:TELecom:OTN:ALARm:OTU[1..n]:F 3502
:SOURce:DATA:TELecom:OTN:ALARm:OTU[1..n]:F:TYPE 3503
:SOURce:DATA:TELecom:OTN:ALARm:OTU[1..n]:F:TYPE? 3504
:SOURce:DATA:TELecom:OTN:ALARm:OTU[1..n]:F? 3505
:SOURce:DATA:TELecom:OTN:ALARm:OTU[1..n]:OTUC 3506
:SOURce:DATA:TELecom:OTN:ALARm:OTU[1..n]:OTUC:ALL 3507
:SOURce:DATA:TELecom:OTN:ALARm:OTU[1..n]:OTUC:ALL? 3508
:SOURce:DATA:TELecom:OTN:ALARm:OTU[1..n]:OTUC? 3509
:SOURce:DATA:TELecom:OTN:ALARm:OTU[1..n]:TYPE 3510
:SOURce:DATA:TELecom:OTN:ALARm:OTU[1..n]:TYPE? 3511
:SOURce:DATA:TELecom:OTN:ALARm:OTU[1..n]? 3512
:SOURce:DATA:TELecom:OTN:ERRor:FEC:AMOunt 3513
:SOURce:DATA:TELecom:OTN:ERRor:FEC:AMOunt? 3514
:SOURce:DATA:TELecom:OTN:ERRor:FEC:AUTomated 3515
:SOURce:DATA:TELecom:OTN:ERRor:FEC:AUTomated:CONTinuous 3516
:SOURce:DATA:TELecom:OTN:ERRor:FEC:AUTomated:CONTinuous? 3517
:SOURce:DATA:TELecom:OTN:ERRor:FEC:AUTomated:RATE 3518
:SOURce:DATA:TELecom:OTN:ERRor:FEC:AUTomated:RATE? 3519
:SOURce:DATA:TELecom:OTN:ERRor:FEC:AUTomated:TYPE 3520
:SOURce:DATA:TELecom:OTN:ERRor:FEC:AUTomated:TYPE? 3521
:SOURce:DATA:TELecom:OTN:ERRor:FEC:AUTomated? 3522
:SOURce:DATA:TELecom:OTN:ERRor:FEC:INJect 3523
:SOURce:DATA:TELecom:OTN:ERRor:FEC:MANual:TYPE 3524
:SOURce:DATA:TELecom:OTN:ERRor:FEC:MANual:TYPE? 3525
:SOURce:DATA:TELecom:OTN:ERRor:ODU[1..n]:ACHAnnel 3526
:SOURce:DATA:TELecom:OTN:ERRor:ODU[1..n]:ACHAnnel? 3527
:SOURce:DATA:TELecom:OTN:ERRor:ODU[1..n]:AMOunt 3528
:SOURce:DATA:TELecom:OTN:ERRor:ODU[1..n]:AMOunt? 3529
:SOURce:DATA:TELecom:OTN:ERRor:ODU[1..n]:AUTomated 3530
:SOURce:DATA:TELecom:OTN:ERRor:ODU[1..n]:AUTomated:CONTinuous 3531
:SOURce:DATA:TELecom:OTN:ERRor:ODU[1..n]:AUTomated:CONTinuous? 3532
:SOURce:DATA:TELecom:OTN:ERRor:ODU[1..n]:AUTomated:RATE 3533
:SOURce:DATA:TELecom:OTN:ERRor:ODU[1..n]:AUTomated:RATE? 3534
:SOURce:DATA:TELecom:OTN:ERRor:ODU[1..n]:AUTomated:TCM[1..n]:CONTinuous 3535
:SOURce:DATA:TELecom:OTN:ERRor:ODU[1..n]:AUTomated:TCM[1..n]:CONTinuous? 3536

:SOURce:DATA:TELecom:OTN:ERRor:ODU[1..n]:AUTomated:TCM[1..n]:RATE 3537
:SOURce:DATA:TELecom:OTN:ERRor:ODU[1..n]:AUTomated:TCM[1..n]:RATE? 3538
:SOURce:DATA:TELecom:OTN:ERRor:ODU[1..n]:AUTomated:TCM[1..n]:TYPE 3539
:SOURce:DATA:TELecom:OTN:ERRor:ODU[1..n]:AUTomated:TCM[1..n]:TYPE? 3540
:SOURce:DATA:TELecom:OTN:ERRor:ODU[1..n]:AUTomated:TYPE 3541
:SOURce:DATA:TELecom:OTN:ERRor:ODU[1..n]:AUTomated:TYPE? 3542
:SOURce:DATA:TELecom:OTN:ERRor:ODU[1..n]:AUTomated? 3543
:SOURce:DATA:TELecom:OTN:ERRor:ODU[1..n]:CHANnel 3544
:SOURce:DATA:TELecom:OTN:ERRor:ODU[1..n]:CHANnel? 3545
:SOURce:DATA:TELecom:OTN:ERRor:ODU[1..n]:E[1..n]:AMOunt 3546
:SOURce:DATA:TELecom:OTN:ERRor:ODU[1..n]:E[1..n]:AMOunt? 3547
:SOURce:DATA:TELecom:OTN:ERRor:ODU[1..n]:E[1..n]:AUTomated 3548
:SOURce:DATA:TELecom:OTN:ERRor:ODU[1..n]:E[1..n]:AUTomated:CONTinuous 3549
:SOURce:DATA:TELecom:OTN:ERRor:ODU[1..n]:E[1..n]:AUTomated:CONTinuous? 3550
:SOURce:DATA:TELecom:OTN:ERRor:ODU[1..n]:E[1..n]:AUTomated:RATE 3551
:SOURce:DATA:TELecom:OTN:ERRor:ODU[1..n]:E[1..n]:AUTomated:RATE? 3552
:SOURce:DATA:TELecom:OTN:ERRor:ODU[1..n]:E[1..n]:AUTomated:TCM[1..n]:CONTinuous 3553
:SOURce:DATA:TELecom:OTN:ERRor:ODU[1..n]:E[1..n]:AUTomated:TCM[1..n]:CONTinuous? 3554
:SOURce:DATA:TELecom:OTN:ERRor:ODU[1..n]:E[1..n]:AUTomated:TCM[1..n]:RATE 3555
:SOURce:DATA:TELecom:OTN:ERRor:ODU[1..n]:E[1..n]:AUTomated:TCM[1..n]:RATE? 3556
:SOURce:DATA:TELecom:OTN:ERRor:ODU[1..n]:E[1..n]:AUTomated:TCM[1..n]:TYPE 3557
:SOURce:DATA:TELecom:OTN:ERRor:ODU[1..n]:E[1..n]:AUTomated:TCM[1..n]:TYPE? 3558
:SOURce:DATA:TELecom:OTN:ERRor:ODU[1..n]:E[1..n]:AUTomated:TYPE 3559
:SOURce:DATA:TELecom:OTN:ERRor:ODU[1..n]:E[1..n]:AUTomated:TYPE? 3560
:SOURce:DATA:TELecom:OTN:ERRor:ODU[1..n]:E[1..n]:AUTomated? 3561
:SOURce:DATA:TELecom:OTN:ERRor:ODU[1..n]:E[1..n]:INJect 3562
:SOURce:DATA:TELecom:OTN:ERRor:ODU[1..n]:E[1..n]:MANual:TCM[1..n]:TYPE 3563
:SOURce:DATA:TELecom:OTN:ERRor:ODU[1..n]:E[1..n]:MANual:TCM[1..n]:TYPE? 3564
:SOURce:DATA:TELecom:OTN:ERRor:ODU[1..n]:E[1..n]:MANual:TYPE 3565
:SOURce:DATA:TELecom:OTN:ERRor:ODU[1..n]:E[1..n]:MANual:TYPE? 3566
:SOURce:DATA:TELecom:OTN:ERRor:ODU[1..n]:E[1..n]:TCM[1..n]:AMOunt 3567
:SOURce:DATA:TELecom:OTN:ERRor:ODU[1..n]:E[1..n]:TCM[1..n]:AMOunt? 3568
:SOURce:DATA:TELecom:OTN:ERRor:ODU[1..n]:E[1..n]:TCM[1..n]:AUTomated 3569
:SOURce:DATA:TELecom:OTN:ERRor:ODU[1..n]:E[1..n]:TCM[1..n]:AUTomated? 3570
:SOURce:DATA:TELecom:OTN:ERRor:ODU[1..n]:E[1..n]:TCM[1..n]:INJect 3571
:SOURce:DATA:TELecom:OTN:ERRor:ODU[1..n]:F:AMOunt 3572
:SOURce:DATA:TELecom:OTN:ERRor:ODU[1..n]:F:AMOunt? 3573
:SOURce:DATA:TELecom:OTN:ERRor:ODU[1..n]:F:AUTomated 3574
:SOURce:DATA:TELecom:OTN:ERRor:ODU[1..n]:F:AUTomated:CONTinuous 3575
:SOURce:DATA:TELecom:OTN:ERRor:ODU[1..n]:F:AUTomated:CONTinuous? 3576
:SOURce:DATA:TELecom:OTN:ERRor:ODU[1..n]:F:AUTomated:RATE 3577
:SOURce:DATA:TELecom:OTN:ERRor:ODU[1..n]:F:AUTomated:RATE? 3578
:SOURce:DATA:TELecom:OTN:ERRor:ODU[1..n]:F:AUTomated:TCM[1..n]:CONTinuous 3579
:SOURce:DATA:TELecom:OTN:ERRor:ODU[1..n]:F:AUTomated:TCM[1..n]:CONTinuous? 3580
:SOURce:DATA:TELecom:OTN:ERRor:ODU[1..n]:F:AUTomated:TCM[1..n]:RATE 3581
:SOURce:DATA:TELecom:OTN:ERRor:ODU[1..n]:F:AUTomated:TCM[1..n]:RATE? 3582
:SOURce:DATA:TELecom:OTN:ERRor:ODU[1..n]:F:AUTomated:TCM[1..n]:TYPE 3583
:SOURce:DATA:TELecom:OTN:ERRor:ODU[1..n]:F:AUTomated:TCM[1..n]:TYPE? 3584

:SOURce:DATA:TELecom:OTN:ERRor:ODU[1..n]:F:AUTomated:TYPE 3585
:SOURce:DATA:TELecom:OTN:ERRor:ODU[1..n]:F:AUTomated:TYPE? 3586
:SOURce:DATA:TELecom:OTN:ERRor:ODU[1..n]:F:AUTomated? 3587
:SOURce:DATA:TELecom:OTN:ERRor:ODU[1..n]:F:INJect 3588
:SOURce:DATA:TELecom:OTN:ERRor:ODU[1..n]:F:MANual:TCM[1..n]:TYPE 3589
:SOURce:DATA:TELecom:OTN:ERRor:ODU[1..n]:F:MANual:TCM[1..n]:TYPE? 3590
:SOURce:DATA:TELecom:OTN:ERRor:ODU[1..n]:F:MANual:TYPE 3591
:SOURce:DATA:TELecom:OTN:ERRor:ODU[1..n]:F:MANual:TYPE? 3592
:SOURce:DATA:TELecom:OTN:ERRor:ODU[1..n]:F:TCM[1..n]:AMOunt 3593
:SOURce:DATA:TELecom:OTN:ERRor:ODU[1..n]:F:TCM[1..n]:AMOunt? 3594
:SOURce:DATA:TELecom:OTN:ERRor:ODU[1..n]:F:TCM[1..n]:AUTomated 3595
:SOURce:DATA:TELecom:OTN:ERRor:ODU[1..n]:F:TCM[1..n]:AUTomated? 3596
:SOURce:DATA:TELecom:OTN:ERRor:ODU[1..n]:F:TCM[1..n]:INJect 3597
:SOURce:DATA:TELecom:OTN:ERRor:ODU[1..n]:INJect 3598
:SOURce:DATA:TELecom:OTN:ERRor:ODU[1..n]:MANual:TCM[1..n]:TYPE 3599
:SOURce:DATA:TELecom:OTN:ERRor:ODU[1..n]:MANual:TCM[1..n]:TYPE? 3600
:SOURce:DATA:TELecom:OTN:ERRor:ODU[1..n]:MANual:TYPE 3601
:SOURce:DATA:TELecom:OTN:ERRor:ODU[1..n]:MANual:TYPE? 3602
:SOURce:DATA:TELecom:OTN:ERRor:ODU[1..n]:OTUC 3603
:SOURce:DATA:TELecom:OTN:ERRor:ODU[1..n]:OTUC:ALL 3604
:SOURce:DATA:TELecom:OTN:ERRor:ODU[1..n]:OTUC:ALL? 3605
:SOURce:DATA:TELecom:OTN:ERRor:ODU[1..n]:OTUC? 3606
:SOURce:DATA:TELecom:OTN:ERRor:ODU[1..n]:TCM[1..n]:AMOunt 3607
:SOURce:DATA:TELecom:OTN:ERRor:ODU[1..n]:TCM[1..n]:AMOunt? 3608
:SOURce:DATA:TELecom:OTN:ERRor:ODU[1..n]:TCM[1..n]:AUTomated 3609
:SOURce:DATA:TELecom:OTN:ERRor:ODU[1..n]:TCM[1..n]:AUTomated? 3610
:SOURce:DATA:TELecom:OTN:ERRor:ODU[1..n]:TCM[1..n]:INJect 3611
:SOURce:DATA:TELecom:OTN:ERRor:OPU[1..n]:ACHAnnel 3612
:SOURce:DATA:TELecom:OTN:ERRor:OPU[1..n]:ACHAnnel? 3613
:SOURce:DATA:TELecom:OTN:ERRor:OPU[1..n]:AMOunt 3614
:SOURce:DATA:TELecom:OTN:ERRor:OPU[1..n]:AMOunt? 3615
:SOURce:DATA:TELecom:OTN:ERRor:OPU[1..n]:AUTomated 3616
:SOURce:DATA:TELecom:OTN:ERRor:OPU[1..n]:AUTomated:CONTinuous 3617
:SOURce:DATA:TELecom:OTN:ERRor:OPU[1..n]:AUTomated:CONTinuous? 3618
:SOURce:DATA:TELecom:OTN:ERRor:OPU[1..n]:AUTomated:RATE 3619
:SOURce:DATA:TELecom:OTN:ERRor:OPU[1..n]:AUTomated:RATE? 3620
:SOURce:DATA:TELecom:OTN:ERRor:OPU[1..n]:AUTomated:TYPE 3621
:SOURce:DATA:TELecom:OTN:ERRor:OPU[1..n]:AUTomated:TYPE? 3622
:SOURce:DATA:TELecom:OTN:ERRor:OPU[1..n]:AUTomated? 3623
:SOURce:DATA:TELecom:OTN:ERRor:OPU[1..n]:CHANnel 3624
:SOURce:DATA:TELecom:OTN:ERRor:OPU[1..n]:CHANnel? 3625
:SOURce:DATA:TELecom:OTN:ERRor:OPU[1..n]:INJect 3626
:SOURce:DATA:TELecom:OTN:ERRor:OPU[1..n]:MANual:TYPE 3627
:SOURce:DATA:TELecom:OTN:ERRor:OPU[1..n]:MANual:TYPE? 3628
:SOURce:DATA:TELecom:OTN:ERRor:OPU[1..n]:OTUC 3629
:SOURce:DATA:TELecom:OTN:ERRor:OPU[1..n]:OTUC:ALL 3630
:SOURce:DATA:TELecom:OTN:ERRor:OPU[1..n]:OTUC:ALL? 3631
:SOURce:DATA:TELecom:OTN:ERRor:OPU[1..n]:OTUC? 3632

:SOURce:DATA:TELecom:OTN:ERRor:OTU[1..n]:AMOunt 3633
:SOURce:DATA:TELecom:OTN:ERRor:OTU[1..n]:AMOunt? 3634
:SOURce:DATA:TELecom:OTN:ERRor:OTU[1..n]:AUTomated 3635
:SOURce:DATA:TELecom:OTN:ERRor:OTU[1..n]:AUTomated:CONTinuous 3636
:SOURce:DATA:TELecom:OTN:ERRor:OTU[1..n]:AUTomated:CONTinuous? 3637
:SOURce:DATA:TELecom:OTN:ERRor:OTU[1..n]:AUTomated:RATE 3638
:SOURce:DATA:TELecom:OTN:ERRor:OTU[1..n]:AUTomated:RATE? 3639
:SOURce:DATA:TELecom:OTN:ERRor:OTU[1..n]:AUTomated:TYPE 3640
:SOURce:DATA:TELecom:OTN:ERRor:OTU[1..n]:AUTomated:TYPE? 3641
:SOURce:DATA:TELecom:OTN:ERRor:OTU[1..n]:AUTomated? 3642
:SOURce:DATA:TELecom:OTN:ERRor:OTU[1..n]:E[1..n]:AMOunt 3643
:SOURce:DATA:TELecom:OTN:ERRor:OTU[1..n]:E[1..n]:AMOunt? 3644
:SOURce:DATA:TELecom:OTN:ERRor:OTU[1..n]:E[1..n]:AUTomated 3645
:SOURce:DATA:TELecom:OTN:ERRor:OTU[1..n]:E[1..n]:AUTomated:CONTinuous 3646
:SOURce:DATA:TELecom:OTN:ERRor:OTU[1..n]:E[1..n]:AUTomated:CONTinuous? 3647
:SOURce:DATA:TELecom:OTN:ERRor:OTU[1..n]:E[1..n]:AUTomated:RATE 3648
:SOURce:DATA:TELecom:OTN:ERRor:OTU[1..n]:E[1..n]:AUTomated:RATE? 3649
:SOURce:DATA:TELecom:OTN:ERRor:OTU[1..n]:E[1..n]:AUTomated:TYPE 3650
:SOURce:DATA:TELecom:OTN:ERRor:OTU[1..n]:E[1..n]:AUTomated:TYPE? 3651
:SOURce:DATA:TELecom:OTN:ERRor:OTU[1..n]:E[1..n]:AUTomated? 3652
:SOURce:DATA:TELecom:OTN:ERRor:OTU[1..n]:E[1..n]:INJect 3653
:SOURce:DATA:TELecom:OTN:ERRor:OTU[1..n]:E[1..n]:MANual:TYPE 3654
:SOURce:DATA:TELecom:OTN:ERRor:OTU[1..n]:E[1..n]:MANual:TYPE? 3655
:SOURce:DATA:TELecom:OTN:ERRor:OTU[1..n]:F:AMOunt 3656
:SOURce:DATA:TELecom:OTN:ERRor:OTU[1..n]:F:AMOunt? 3657
:SOURce:DATA:TELecom:OTN:ERRor:OTU[1..n]:F:AUTomated 3658
:SOURce:DATA:TELecom:OTN:ERRor:OTU[1..n]:F:AUTomated:CONTinuous 3659
:SOURce:DATA:TELecom:OTN:ERRor:OTU[1..n]:F:AUTomated:CONTinuous? 3660
:SOURce:DATA:TELecom:OTN:ERRor:OTU[1..n]:F:AUTomated:RATE 3661
:SOURce:DATA:TELecom:OTN:ERRor:OTU[1..n]:F:AUTomated:RATE? 3662
:SOURce:DATA:TELecom:OTN:ERRor:OTU[1..n]:F:AUTomated:TYPE 3663
:SOURce:DATA:TELecom:OTN:ERRor:OTU[1..n]:F:AUTomated:TYPE? 3664
:SOURce:DATA:TELecom:OTN:ERRor:OTU[1..n]:F:AUTomated? 3665
:SOURce:DATA:TELecom:OTN:ERRor:OTU[1..n]:F:INJect 3666
:SOURce:DATA:TELecom:OTN:ERRor:OTU[1..n]:F:MANual:TYPE 3667
:SOURce:DATA:TELecom:OTN:ERRor:OTU[1..n]:F:MANual:TYPE? 3668
:SOURce:DATA:TELecom:OTN:ERRor:OTU[1..n]:INJect 3669
:SOURce:DATA:TELecom:OTN:ERRor:OTU[1..n]:MANual:TYPE 3670
:SOURce:DATA:TELecom:OTN:ERRor:OTU[1..n]:MANual:TYPE? 3671
:SOURce:DATA:TELecom:OTN:ERRor:OTU[1..n]:OTUC 3672
:SOURce:DATA:TELecom:OTN:ERRor:OTU[1..n]:OTUC:ALL 3673
:SOURce:DATA:TELecom:OTN:ERRor:OTU[1..n]:OTUC:ALL? 3674
:SOURce:DATA:TELecom:OTN:ERRor:OTU[1..n]:OTUC? 3675
:SOURce:DATA:TELecom:OTN:OTL:ALANes 3676
:SOURce:DATA:TELecom:OTN:OTL:ALANes? 3677
:SOURce:DATA:TELecom:OTN:OTL:ALARm 3678
:SOURce:DATA:TELecom:OTN:OTL:ALARm:TYPE 3679
:SOURce:DATA:TELecom:OTN:OTL:ALARm:TYPE? 3680

:SOURce:DATA:TELecom:OTN:OTL:ALARm? 3681
:SOURce:DATA:TELecom:OTN:OTL:ERRor:AMOunt 3682
:SOURce:DATA:TELecom:OTN:OTL:ERRor:AMOunt? 3683
:SOURce:DATA:TELecom:OTN:OTL:ERRor:AUTomated 3684
:SOURce:DATA:TELecom:OTN:OTL:ERRor:AUTomated:CONTinuous 3685
:SOURce:DATA:TELecom:OTN:OTL:ERRor:AUTomated:CONTinuous? 3686
:SOURce:DATA:TELecom:OTN:OTL:ERRor:AUTomated:RATE 3687
:SOURce:DATA:TELecom:OTN:OTL:ERRor:AUTomated:RATE? 3688
:SOURce:DATA:TELecom:OTN:OTL:ERRor:AUTomated:TYPE 3689
:SOURce:DATA:TELecom:OTN:OTL:ERRor:AUTomated:TYPE? 3690
:SOURce:DATA:TELecom:OTN:OTL:ERRor:AUTomated? 3691
:SOURce:DATA:TELecom:OTN:OTL:ERRor:INJect 3692
:SOURce:DATA:TELecom:OTN:OTL:ERRor:MANual:TYPE 3693
:SOURce:DATA:TELecom:OTN:OTL:ERRor:MANual:TYPE? 3694
:SOURce:DATA:TELecom:OTN:OTL:GLOBal:ALARm 3695
:SOURce:DATA:TELecom:OTN:OTL:GLOBal:ALARm:TYPE 3696
:SOURce:DATA:TELecom:OTN:OTL:GLOBal:ALARm:TYPE? 3697
:SOURce:DATA:TELecom:OTN:OTL:GLOBal:ALARm? 3698
:SOURce:DATA:TELecom:OTN:OTL:LANE 3699
:SOURce:DATA:TELecom:OTN:OTL:LANE? 3700
:SOURce:DATA:TELecom:OTN:OTUC:NUMBer 3701
:SOURce:DATA:TELecom:OTN:OTUC:NUMBer? 3702
:SOURce:DATA:TELecom:PATTern:ALARm:PATTern 3703
:SOURce:DATA:TELecom:PATTern:ALARm:PATTern:CHANnel 3704
:SOURce:DATA:TELecom:PATTern:ALARm:PATTern:CHANnel? 3705
:SOURce:DATA:TELecom:PATTern:ALARm:PATTern:TYPE? 3706
:SOURce:DATA:TELecom:PATTern:ERRor:PATTern:AMOunt 3707
:SOURce:DATA:TELecom:PATTern:ERRor:PATTern:AMOunt? 3708
:SOURce:DATA:TELecom:PATTern:ERRor:PATTern:AUTomated 3709
:SOURce:DATA:TELecom:PATTern:ERRor:PATTern:AUTomated:CONTinuous 3710
:SOURce:DATA:TELecom:PATTern:ERRor:PATTern:AUTomated:CONTinuous? 3711
:SOURce:DATA:TELecom:PATTern:ERRor:PATTern:AUTomated:RATE 3712
:SOURce:DATA:TELecom:PATTern:ERRor:PATTern:AUTomated:RATE? 3713
:SOURce:DATA:TELecom:PATTern:ERRor:PATTern:AUTomated:TYPE 3714
:SOURce:DATA:TELecom:PATTern:ERRor:PATTern:AUTomated:TYPE? 3715
:SOURce:DATA:TELecom:PATTern:ERRor:PATTern:AUTomated? 3716
:SOURce:DATA:TELecom:PATTern:ERRor:PATTern:CHANnel 3717
:SOURce:DATA:TELecom:PATTern:ERRor:PATTern:CHANnel? 3718
:SOURce:DATA:TELecom:PATTern:ERRor:PATTern:INJect 3719
:SOURce:DATA:TELecom:PATTern:ERRor:PATTern:MANual:TYPE 3720
:SOURce:DATA:TELecom:PATTern:ERRor:PATTern:MANual:TYPE? 3721
:SOURce:DATA:TELecom:PDH:ALARm:E[1..n] 3722
:SOURce:DATA:TELecom:PDH:ALARm:E[1..n]:TYPE 3723
:SOURce:DATA:TELecom:PDH:ALARm:E[1..n]:TYPE? 3724
:SOURce:DATA:TELecom:PDH:ALARm:E[1..n]? 3725
:SOURce:DATA:TELecom:PDH:ERRor:E[1..n]:AMOunt 3726
:SOURce:DATA:TELecom:PDH:ERRor:E[1..n]:AMOunt? 3727
:SOURce:DATA:TELecom:PDH:ERRor:E[1..n]:AUTomated 3728

:SOURce:DATA:TELecom:PDH:ERRor:E[1..n]:AUTomated:CONTinuous 3729
:SOURce:DATA:TELecom:PDH:ERRor:E[1..n]:AUTomated:CONTinuous? 3730
:SOURce:DATA:TELecom:PDH:ERRor:E[1..n]:AUTomated:RATE 3731
:SOURce:DATA:TELecom:PDH:ERRor:E[1..n]:AUTomated:RATE? 3732
:SOURce:DATA:TELecom:PDH:ERRor:E[1..n]:AUTomated:TYPE 3733
:SOURce:DATA:TELecom:PDH:ERRor:E[1..n]:AUTomated:TYPE? 3734
:SOURce:DATA:TELecom:PDH:ERRor:E[1..n]:AUTomated? 3735
:SOURce:DATA:TELecom:PDH:ERRor:E[1..n]:INJect 3736
:SOURce:DATA:TELecom:PDH:ERRor:E[1..n]:MANual:TYPE 3737
:SOURce:DATA:TELecom:PDH:ERRor:E[1..n]:MANual:TYPE? 3738
:SOURce:DATA:TELecom:SDHSonet:ALARm:HOP:PATH 3739
:SOURce:DATA:TELecom:SDHSonet:ALARm:HOP:PATH:TYPE 3740
:SOURce:DATA:TELecom:SDHSonet:ALARm:HOP:PATH:TYPE? 3741
:SOURce:DATA:TELecom:SDHSonet:ALARm:HOP:PATH? 3742
:SOURce:DATA:TELecom:SDHSonet:ALARm:HOP:TCM 3743
:SOURce:DATA:TELecom:SDHSonet:ALARm:HOP:TCM:TYPE 3744
:SOURce:DATA:TELecom:SDHSonet:ALARm:HOP:TCM:TYPE? 3745
:SOURce:DATA:TELecom:SDHSonet:ALARm:HOP:TCM? 3746
:SOURce:DATA:TELecom:SDHSonet:ALARm:LINE 3747
:SOURce:DATA:TELecom:SDHSonet:ALARm:LINE:TYPE 3748
:SOURce:DATA:TELecom:SDHSonet:ALARm:LINE:TYPE? 3749
:SOURce:DATA:TELecom:SDHSonet:ALARm:LINE? 3750
:SOURce:DATA:TELecom:SDHSonet:ALARm:LOP:PATH 3751
:SOURce:DATA:TELecom:SDHSonet:ALARm:LOP:PATH:TYPE 3752
:SOURce:DATA:TELecom:SDHSonet:ALARm:LOP:PATH:TYPE? 3753
:SOURce:DATA:TELecom:SDHSonet:ALARm:LOP:PATH? 3754
:SOURce:DATA:TELecom:SDHSonet:ALARm:LOP:TCM 3755
:SOURce:DATA:TELecom:SDHSonet:ALARm:LOP:TCM:TYPE 3756
:SOURce:DATA:TELecom:SDHSonet:ALARm:LOP:TCM:TYPE? 3757
:SOURce:DATA:TELecom:SDHSonet:ALARm:LOP:TCM? 3758
:SOURce:DATA:TELecom:SDHSonet:ALARm:LOPTu:PATH 3759
:SOURce:DATA:TELecom:SDHSonet:ALARm:LOPTu:PATH:TYPE 3760
:SOURce:DATA:TELecom:SDHSonet:ALARm:LOPTu:PATH:TYPE? 3761
:SOURce:DATA:TELecom:SDHSonet:ALARm:LOPTu:PATH? 3762
:SOURce:DATA:TELecom:SDHSonet:ALARm:SECTion 3763
:SOURce:DATA:TELecom:SDHSonet:ALARm:SECTion:TYPE 3764
:SOURce:DATA:TELecom:SDHSonet:ALARm:SECTion:TYPE? 3765
:SOURce:DATA:TELecom:SDHSonet:ALARm:SECTion? 3766
:SOURce:DATA:TELecom:SDHSonet:ERRor:HOP:PATH:AMOunt 3767
:SOURce:DATA:TELecom:SDHSonet:ERRor:HOP:PATH:AMOunt? 3768
:SOURce:DATA:TELecom:SDHSonet:ERRor:HOP:PATH:AUTomated 3769
:SOURce:DATA:TELecom:SDHSonet:ERRor:HOP:PATH:AUTomated:CONTinuous 3770
:SOURce:DATA:TELecom:SDHSonet:ERRor:HOP:PATH:AUTomated:CONTinuous? 3771
:SOURce:DATA:TELecom:SDHSonet:ERRor:HOP:PATH:AUTomated:RATE 3772
:SOURce:DATA:TELecom:SDHSonet:ERRor:HOP:PATH:AUTomated:RATE? 3773
:SOURce:DATA:TELecom:SDHSonet:ERRor:HOP:PATH:AUTomated:TYPE 3774
:SOURce:DATA:TELecom:SDHSonet:ERRor:HOP:PATH:AUTomated:TYPE? 3775
:SOURce:DATA:TELecom:SDHSonet:ERRor:HOP:PATH:AUTomated? 3776

:SOURce:DATA:TELecom:SDHSonet:ERRor:HOP:PATH:INJect 3777
:SOURce:DATA:TELecom:SDHSonet:ERRor:HOP:PATH:MANual:TYPE 3778
:SOURce:DATA:TELecom:SDHSonet:ERRor:HOP:PATH:MANual:TYPE? 3779
:SOURce:DATA:TELecom:SDHSonet:ERRor:HOP:TCM:AUTomated 3780
:SOURce:DATA:TELecom:SDHSonet:ERRor:HOP:TCM:AUTomated:CONTinuous 3781
:SOURce:DATA:TELecom:SDHSonet:ERRor:HOP:TCM:AUTomated:CONTinuous? 3782
:SOURce:DATA:TELecom:SDHSonet:ERRor:HOP:TCM:AUTomated:RATE 3783
:SOURce:DATA:TELecom:SDHSonet:ERRor:HOP:TCM:AUTomated:RATE? 3784
:SOURce:DATA:TELecom:SDHSonet:ERRor:HOP:TCM:AUTomated:TYPE 3785
:SOURce:DATA:TELecom:SDHSonet:ERRor:HOP:TCM:AUTomated:TYPE? 3786
:SOURce:DATA:TELecom:SDHSonet:ERRor:HOP:TCM:AUTomated? 3787
:SOURce:DATA:TELecom:SDHSonet:ERRor:HOP:TCM:INJect 3788
:SOURce:DATA:TELecom:SDHSonet:ERRor:HOP:TCM:MANual:AMOunt 3789
:SOURce:DATA:TELecom:SDHSonet:ERRor:HOP:TCM:MANual:AMOunt? 3790
:SOURce:DATA:TELecom:SDHSonet:ERRor:HOP:TCM:MANual:TYPE 3791
:SOURce:DATA:TELecom:SDHSonet:ERRor:HOP:TCM:MANual:TYPE? 3792
:SOURce:DATA:TELecom:SDHSonet:ERRor:LINE:AMOunt 3793
:SOURce:DATA:TELecom:SDHSonet:ERRor:LINE:AMOunt? 3794
:SOURce:DATA:TELecom:SDHSonet:ERRor:LINE:AUTomated 3795
:SOURce:DATA:TELecom:SDHSonet:ERRor:LINE:AUTomated:CONTinuous 3796
:SOURce:DATA:TELecom:SDHSonet:ERRor:LINE:AUTomated:CONTinuous? 3797
:SOURce:DATA:TELecom:SDHSonet:ERRor:LINE:AUTomated:RATE 3798
:SOURce:DATA:TELecom:SDHSonet:ERRor:LINE:AUTomated:RATE? 3799
:SOURce:DATA:TELecom:SDHSonet:ERRor:LINE:AUTomated:TYPE 3800
:SOURce:DATA:TELecom:SDHSonet:ERRor:LINE:AUTomated:TYPE? 3801
:SOURce:DATA:TELecom:SDHSonet:ERRor:LINE:AUTomated? 3802
:SOURce:DATA:TELecom:SDHSonet:ERRor:LINE:INJect 3803
:SOURce:DATA:TELecom:SDHSonet:ERRor:LINE:MANual:TYPE 3804
:SOURce:DATA:TELecom:SDHSonet:ERRor:LINE:MANual:TYPE? 3805
:SOURce:DATA:TELecom:SDHSonet:ERRor:LOP:PATH:AMOunt 3806
:SOURce:DATA:TELecom:SDHSonet:ERRor:LOP:PATH:AMOunt? 3807
:SOURce:DATA:TELecom:SDHSonet:ERRor:LOP:PATH:AUTomated 3808
:SOURce:DATA:TELecom:SDHSonet:ERRor:LOP:PATH:AUTomated:CONTinuous 3809
:SOURce:DATA:TELecom:SDHSonet:ERRor:LOP:PATH:AUTomated:CONTinuous? 3810
:SOURce:DATA:TELecom:SDHSonet:ERRor:LOP:PATH:AUTomated:RATE 3811
:SOURce:DATA:TELecom:SDHSonet:ERRor:LOP:PATH:AUTomated:RATE? 3812
:SOURce:DATA:TELecom:SDHSonet:ERRor:LOP:PATH:AUTomated:TYPE 3813
:SOURce:DATA:TELecom:SDHSonet:ERRor:LOP:PATH:AUTomated:TYPE? 3814
:SOURce:DATA:TELecom:SDHSonet:ERRor:LOP:PATH:AUTomated? 3815
:SOURce:DATA:TELecom:SDHSonet:ERRor:LOP:PATH:INJect 3816
:SOURce:DATA:TELecom:SDHSonet:ERRor:LOP:PATH:MANual:TYPE 3817
:SOURce:DATA:TELecom:SDHSonet:ERRor:LOP:PATH:MANual:TYPE? 3818
:SOURce:DATA:TELecom:SDHSonet:ERRor:LOP:TCM:AUTomated 3819
:SOURce:DATA:TELecom:SDHSonet:ERRor:LOP:TCM:AUTomated:CONTinuous 3820
:SOURce:DATA:TELecom:SDHSonet:ERRor:LOP:TCM:AUTomated:CONTinuous? 3821
:SOURce:DATA:TELecom:SDHSonet:ERRor:LOP:TCM:AUTomated:RATE 3822
:SOURce:DATA:TELecom:SDHSonet:ERRor:LOP:TCM:AUTomated:RATE? 3823
:SOURce:DATA:TELecom:SDHSonet:ERRor:LOP:TCM:AUTomated:TYPE 3824

:SOURce:DATA:TELecom:SDHSonet:ERRor:LOP:TCM:AUTomated:TYPE? 3825
:SOURce:DATA:TELecom:SDHSonet:ERRor:LOP:TCM:AUTomated? 3826
:SOURce:DATA:TELecom:SDHSonet:ERRor:LOP:TCM:INJect 3827
:SOURce:DATA:TELecom:SDHSonet:ERRor:LOP:TCM:MANual:AMOunt 3828
:SOURce:DATA:TELecom:SDHSonet:ERRor:LOP:TCM:MANual:AMOunt? 3829
:SOURce:DATA:TELecom:SDHSonet:ERRor:LOP:TCM:MANual:TYPE 3830
:SOURce:DATA:TELecom:SDHSonet:ERRor:LOP:TCM:MANual:TYPE? 3831
:SOURce:DATA:TELecom:SDHSonet:ERRor:LOPTu:PATH:AMOunt 3832
:SOURce:DATA:TELecom:SDHSonet:ERRor:LOPTu:PATH:AMOunt? 3833
:SOURce:DATA:TELecom:SDHSonet:ERRor:LOPTu:PATH:AUTomated 3834
:SOURce:DATA:TELecom:SDHSonet:ERRor:LOPTu:PATH:AUTomated:CONTinuous 3835
:SOURce:DATA:TELecom:SDHSonet:ERRor:LOPTu:PATH:AUTomated:CONTinuous? 3836
:SOURce:DATA:TELecom:SDHSonet:ERRor:LOPTu:PATH:AUTomated:RATE 3837
:SOURce:DATA:TELecom:SDHSonet:ERRor:LOPTu:PATH:AUTomated:RATE? 3838
:SOURce:DATA:TELecom:SDHSonet:ERRor:LOPTu:PATH:AUTomated:TYPE 3839
:SOURce:DATA:TELecom:SDHSonet:ERRor:LOPTu:PATH:AUTomated:TYPE? 3840
:SOURce:DATA:TELecom:SDHSonet:ERRor:LOPTu:PATH:AUTomated? 3841
:SOURce:DATA:TELecom:SDHSonet:ERRor:LOPTu:PATH:INJect 3842
:SOURce:DATA:TELecom:SDHSonet:ERRor:LOPTu:PATH:MANual:TYPE 3843
:SOURce:DATA:TELecom:SDHSonet:ERRor:LOPTu:PATH:MANual:TYPE? 3844
:SOURce:DATA:TELecom:SDHSonet:ERRor:SECTion:AMOunt 3845
:SOURce:DATA:TELecom:SDHSonet:ERRor:SECTion:AMOunt? 3846
:SOURce:DATA:TELecom:SDHSonet:ERRor:SECTion:AUTomated 3847
:SOURce:DATA:TELecom:SDHSonet:ERRor:SECTion:AUTomated:CONTinuous 3848
:SOURce:DATA:TELecom:SDHSonet:ERRor:SECTion:AUTomated:CONTinuous? 3849
:SOURce:DATA:TELecom:SDHSonet:ERRor:SECTion:AUTomated:RATE 3850
:SOURce:DATA:TELecom:SDHSonet:ERRor:SECTion:AUTomated:RATE? 3851
:SOURce:DATA:TELecom:SDHSonet:ERRor:SECTion:AUTomated:TYPE 3852
:SOURce:DATA:TELecom:SDHSonet:ERRor:SECTion:AUTomated:TYPE? 3853
:SOURce:DATA:TELecom:SDHSonet:ERRor:SECTion:AUTomated? 3854
:SOURce:DATA:TELecom:SDHSonet:ERRor:SECTion:INJect 3855
:SOURce:DATA:TELecom:SDHSonet:ERRor:SECTion:MANual:TYPE 3856
:SOURce:DATA:TELecom:SDHSonet:ERRor:SECTion:MANual:TYPE? 3857
:SOURce:DATA:TELecom:SOAM:ALARm:ADDRess:TYPE 3858
:SOURce:DATA:TELecom:SOAM:ALARm:ADDRess:TYPE? 3859
:SOURce:DATA:TELecom:SOAM:ALARm:DEFect 3860
:SOURce:DATA:TELecom:SOAM:ALARm:DEFect? 3861
:SOURce:DATA:TELecom:SOAM:ALARm:GENerate 3862
:SOURce:DATA:TELecom:SOAM:ALARm:GENerate? 3863
:SOURce:DATA:TELecom:SOAM:ALARm:MD:LEVel 3864
:SOURce:DATA:TELecom:SOAM:ALARm:MD:LEVel? 3865
:SOURce:DATA:TELecom:SOAM:ALARm:MEG:LEVel 3866
:SOURce:DATA:TELecom:SOAM:ALARm:MEG:LEVel? 3867
:SOURce:DATA:TELecom:SOAM:ALARm:PERiod 3868
:SOURce:DATA:TELecom:SOAM:ALARm:PERiod? 3869
:SOURce:DATA:TELecom:SOAM:ALARm:PRIority 3870
:SOURce:DATA:TELecom:SOAM:ALARm:PRIority? 3871
Traces - SONET/SDH 3872

:FETCh:DATA:TELecom:SDHSonet:HOP:TCAPident:N[1..n]:RECeived? 3872
:FETCh:DATA:TELecom:SDHSonet:LOP:OVERhead:J[1..n]:TIM:PATTern:RECeived? 3873
:FETCh:DATA:TELecom:SDHSonet:LOP:TCAPident:N[1..n]:RECeived? 3874
:FETCh:DATA:TELecom:SDHSonet:POVerhead:J[1..n]:TIM:PATTern:RECeived? 3875
:FETCh:DATA:TELecom:SDHSonet:SOVerhead:J[1..n]:TIM:PATTern:RECeived? 3876
:SENSe:DATA:TELecom:SDHSonet:HOP:TCAPident:COPY 3877
:SENSe:DATA:TELecom:SDHSonet:LOP:OVERhead:TIM:COPY 3878
:SENSe:DATA:TELecom:SDHSonet:LOP:TCAPident:COPY 3879
:SENSe:DATA:TELecom:SDHSonet:PATH:OVERhead:TIM:COPYrx 3880
:SENSe:DATA:TELecom:SDHSonet:SECTion:OVERhead:TIM:COPYrx 3881
Traces - OTN 3882
:FETCh:DATA:TELecom:OTN:ODU[1..n]:E[1..n]:TCM[1..n]:TTI:DAPI:B? 3882
:FETCh:DATA:TELecom:OTN:ODU[1..n]:E[1..n]:TCM[1..n]:TTI:OPSPec:B? 3883
:FETCh:DATA:TELecom:OTN:ODU[1..n]:E[1..n]:TCM[1..n]:TTI:SAPI:B? 3884
:FETCh:DATA:TELecom:OTN:ODU[1..n]:E[1..n]:TTI:DAPI:B? 3885
:FETCh:DATA:TELecom:OTN:ODU[1..n]:E[1..n]:TTI:OPSPec:B? 3886
:FETCh:DATA:TELecom:OTN:ODU[1..n]:E[1..n]:TTI:SAPI:B? 3887
:FETCh:DATA:TELecom:OTN:ODU[1..n]:F:TCM[1..n]:TTI:DAPI:B? 3888
:FETCh:DATA:TELecom:OTN:ODU[1..n]:F:TCM[1..n]:TTI:OPSPec:B? 3889
:FETCh:DATA:TELecom:OTN:ODU[1..n]:F:TCM[1..n]:TTI:SAPI:B? 3890
:FETCh:DATA:TELecom:OTN:ODU[1..n]:F:TTI:DAPI:B? 3891
:FETCh:DATA:TELecom:OTN:ODU[1..n]:F:TTI:OPSPec:B? 3892
:FETCh:DATA:TELecom:OTN:ODU[1..n]:F:TTI:SAPI:B? 3893
:FETCh:DATA:TELecom:OTN:ODU[1..n]:TCM[1..n]:TTI:DAPI:B? 3894
:FETCh:DATA:TELecom:OTN:ODU[1..n]:TCM[1..n]:TTI:OPSPec:B? 3895
:FETCh:DATA:TELecom:OTN:ODU[1..n]:TCM[1..n]:TTI:SAPI:B? 3896
:FETCh:DATA:TELecom:OTN:ODU[1..n]:TTI:DAPI:B? 3897
:FETCh:DATA:TELecom:OTN:ODU[1..n]:TTI:OPSPec:B? 3898
:FETCh:DATA:TELecom:OTN:ODU[1..n]:TTI:SAPI:B? 3899
:FETCh:DATA:TELecom:OTN:OTU[1..n]:E[1..n]:TTI:DAPI:B? 3900
:FETCh:DATA:TELecom:OTN:OTU[1..n]:E[1..n]:TTI:OPSPec:B? 3901
:FETCh:DATA:TELecom:OTN:OTU[1..n]:E[1..n]:TTI:SAPI:B? 3902
:FETCh:DATA:TELecom:OTN:OTU[1..n]:F:TTI:DAPI:B? 3903
:FETCh:DATA:TELecom:OTN:OTU[1..n]:F:TTI:OPSPec:B? 3904
:FETCh:DATA:TELecom:OTN:OTU[1..n]:F:TTI:SAPI:B? 3905
:FETCh:DATA:TELecom:OTN:OTU[1..n]:TTI:DAPI:B? 3906
:FETCh:DATA:TELecom:OTN:OTU[1..n]:TTI:OPSPec:B? 3907
:FETCh:DATA:TELecom:OTN:OTU[1..n]:TTI:SAPI:B? 3908
:SENSe:DATA:TELecom:OTN:ODU[1..n]:E[1..n]:TCM[1..n]:TTI:DAPI:COPY 3909
:SENSe:DATA:TELecom:OTN:ODU[1..n]:E[1..n]:TCM[1..n]:TTI:SAPI:COPY 3910
:SENSe:DATA:TELecom:OTN:ODU[1..n]:E[1..n]:TTI:DAPI:COPY 3911
:SENSe:DATA:TELecom:OTN:ODU[1..n]:E[1..n]:TTI:SAPI:COPY 3912
:SENSe:DATA:TELecom:OTN:ODU[1..n]:F:TCM[1..n]:TTI:DAPI:COPY 3913
:SENSe:DATA:TELecom:OTN:ODU[1..n]:F:TCM[1..n]:TTI:SAPI:COPY 3914
:SENSe:DATA:TELecom:OTN:ODU[1..n]:F:TTI:DAPI:COPY 3915
:SENSe:DATA:TELecom:OTN:ODU[1..n]:F:TTI:SAPI:COPY 3916
:SENSe:DATA:TELecom:OTN:ODU[1..n]:TCM[1..n]:TTI:DAPI:COPYrx 3917
:SENSe:DATA:TELecom:OTN:ODU[1..n]:TCM[1..n]:TTI:SAPI:COPYrx 3918

:SENSe:DATA:TELecom:OTN:ODU[1..n]:TTI:DAPI:COPYrx ... 3919
:SENSe:DATA:TELecom:OTN:ODU[1..n]:TTI:SAPI:COPYrx ... 3920
:SENSe:DATA:TELecom:OTN:OTU[1..n]:E[1..n]:TTI:DAPI:COPY ... 3921
:SENSe:DATA:TELecom:OTN:OTU[1..n]:E[1..n]:TTI:SAPI:COPY ... 3922
:SENSe:DATA:TELecom:OTN:OTU[1..n]:F:TTI:DAPI:COPY ... 3923
:SENSe:DATA:TELecom:OTN:OTU[1..n]:F:TTI:SAPI:COPY ... 3924
:SENSe:DATA:TELecom:OTN:OTU[1..n]:TTI:DAPI:COPYrx ... 3925
:SENSe:DATA:TELecom:OTN:OTU[1..n]:TTI:SAPI:COPYrx ... 3926
Traces/PT (FlexO) ... 3927
:SENSe:DATA:TELecom:OTN:ODU[1..n]:TTI:ACLient ... 3927
:SENSe:DATA:TELecom:OTN:ODU[1..n]:TTI:ACLient? ... 3928
:SENSe:DATA:TELecom:OTN:ODU[1..n]:TTI:CLIent ... 3929
:SENSe:DATA:TELecom:OTN:ODU[1..n]:TTI:CLIent? ... 3930
:SENSe:DATA:TELecom:OTN:OPU[1..n]:ACLient ... 3931
:SENSe:DATA:TELecom:OTN:OPU[1..n]:ACLient? ... 3932
:SENSe:DATA:TELecom:OTN:OPU[1..n]:CLIent ... 3933
:SENSe:DATA:TELecom:OTN:OPU[1..n]:CLIent? ... 3934
Logger and Alarms/Errors Logger ... 3935
:FETCh:DATA:TELecom:LOGGer:EVENts? ... 3935
:FETCh:DATA:TELecom:LOGGer:LIST? ... 3936
Performance Monitoring ... 3937
:FETCh:DATA:TELecom:DSN:DS[1..n]:PM:STATistics? ... 3937
:FETCh:DATA:TELecom:PATTern:PM:STATistics? ... 3939
:FETCh:DATA:TELecom:PDH:E[1..n]:PM:STATistics? ... 3940
:FETCh:DATA:TELecom:SDHSonet:HOP:PM:STATistics? ... 3942
:FETCh:DATA:TELecom:SDHSonet:LOP:PM:STATistics? ... 3944
:FETCh:DATA:TELecom:SDHSonet:LOPTu:PM:STATistics? ... 3946
:FETCh:DATA:TELecom:SONet:LINE:PM:STATistics? ... 3948
:FETCh:DATA:TELecom:SONet:SECTion:PM:STATistics? ... 3950
Traffic - Ethernet ... 3952
:SENSe:DATA:TELecom:ETHernet:FRAMe:COUNt:RX? ... 3952
:SENSe:DATA:TELecom:ETHernet:FSIZe:COUNt? ... 3953
:SENSe:DATA:TELecom:ETHernet:FSIZe:PERCentage? ... 3955
:SENSe:DATA:TELecom:ETHernet:PACKet:BANDwidth? ... 3956
:SENSe:DATA:TELecom:ETHernet:PACKet:FRAMe:COUNt? ... 3957
:SENSe:DATA:TELecom:ETHernet:PACKet:FRAMe:RATE? ... 3958
:SENSe:DATA:TELecom:ETHernet:PACKet:LINE:UTILization? ... 3959
:SOURce:DATA:TELecom:ETHernet:FRAMe:COUNt:TX? ... 3960
Traffic - Flow Control ... 3961
:FETCh:DATA:TELecom:ETHernet:PACKet:PAUSe:TIME:RX? ... 3961
:FETCh:DATA:TELecom:ETHernet:PAUSe:FRAMes:ABORt? ... 3962
:FETCh:DATA:TELecom:ETHernet:PAUSe:FRAMes:RX? ... 3963
:FETCh:DATA:TELecom:ETHernet:PAUSe:FRAMes:TX? ... 3964
:FETCh:DATA:TELecom:ETHernet:PAUSe:FRAMes? ... 3965
:SOURce:DATA:TELecom:ETHernet:PACKet:PAUSe:INJect ... 3966
:SOURce:DATA:TELecom:ETHernet:PACKet:PAUSe:TIME ... 3967
:SOURce:DATA:TELecom:ETHernet:PACKet:PAUSe:TIME? ... 3968
:SOURce:DATA:TELecom:ETHernet:PINJection:MAC:DESTination:ADDRess ... 3969

:SOURce:DATA:TELecom:ETHernet:PINJection:MAC:DESTination:ADDRess:ENABle ... 3970
:SOURce:DATA:TELecom:ETHernet:PINJection:MAC:DESTination:ADDRess:ENABle? ... 3971
:SOURce:DATA:TELecom:ETHernet:PINJection:MAC:DESTination:ADDRess? ... 3972
Traffic - OAM, S-OAM, and MPLS-TP OAM ... 3973
:FETCh:DATA:TELecom:SOAM:TRAFfic:RESPonder:RX:COUNt? ... 3973
:FETCh:DATA:TELecom:SOAM:TRAFfic:RESPonder:RX:TOTal? ... 3974
:FETCh:DATA:TELecom:SOAM:TRAFfic:RESPonder:TX:COUNt? ... 3975
:FETCh:DATA:TELecom:SOAM:TRAFfic:RESPonder:TX:TOTal? ... 3976
:FETCh:DATA:TELecom:SOAM:TRAFfic:RX:COUNt? ... 3977
:FETCh:DATA:TELecom:SOAM:TRAFfic:RX:TOTal? ... 3978
:FETCh:DATA:TELecom:SOAM:TRAFfic:TX:COUNt? ... 3979
:FETCh:DATA:TELecom:SOAM:TRAFfic:TX:TOTal? ... 3980
Traffic - Path OAM ... 3981
:FETCh:DATA:TELecom:FETHernet:POAM:RESPonder:RX:DMM:COUNt? ... 3981
:FETCh:DATA:TELecom:FETHernet:POAM:RESPonder:TX:DMR:COUNt? ... 3982
FTFL/PT ... 3983
:FETCh:DATA:TELecom:OTN:OPU[1..n]:E:PCODe:RECeived? ... 3983
:FETCh:DATA:TELecom:OTN:OPU[1..n]:E:PTYPe:RECeived? ... 3984
:FETCh:DATA:TELecom:OTN:OPU[1..n]:F:PCODe:RECeived? ... 3985
:FETCh:DATA:TELecom:OTN:OPU[1..n]:F:PTYPe:RECeived? ... 3986
:FETCh:DATA:TELecom:OTN:OPU[1..n]:PCODe:RECeived? ... 3987
:FETCh:DATA:TELecom:OTN:OPU[1..n]:PTYPe:RECeived? ... 3988
:SENSe:DATA:TELecom:OTN:ODU[1..n]:E[1..n]:FTFL:CODE? ... 3991
:SENSe:DATA:TELecom:OTN:ODU[1..n]:E[1..n]:FTFL:IDENtifier? ... 3992
:SENSe:DATA:TELecom:OTN:ODU[1..n]:E[1..n]:FTFL:INDication? ... 3993
:SENSe:DATA:TELecom:OTN:ODU[1..n]:E[1..n]:FTFL:SPECific? ... 3994
:SENSe:DATA:TELecom:OTN:ODU[1..n]:F:FTFL:CODE? ... 3995
:SENSe:DATA:TELecom:OTN:ODU[1..n]:F:FTFL:IDENtifier? ... 3996
:SENSe:DATA:TELecom:OTN:ODU[1..n]:F:FTFL:INDication? ... 3997
:SENSe:DATA:TELecom:OTN:ODU[1..n]:F:FTFL:SPECific? ... 3998
:SENSe:DATA:TELecom:OTN:ODU[1..n]:FTFL:CODE? ... 3999
:SENSe:DATA:TELecom:OTN:ODU[1..n]:FTFL:IDENtifier? ... 4000
:SENSe:DATA:TELecom:OTN:ODU[1..n]:FTFL:INDication? ... 4001
:SENSe:DATA:TELecom:OTN:ODU[1..n]:FTFL:SPECific? ... 4002
:SENSe:DATA:TELecom:OTN:OPU[1..n]:ACHAnnel ... 4003
:SENSe:DATA:TELecom:OTN:OPU[1..n]:ACHAnnel? ... 4004
:SENSe:DATA:TELecom:OTN:OPU[1..n]:CHANnel ... 4005
:SENSe:DATA:TELecom:OTN:OPU[1..n]:CHANnel? ... 4006
:SENSe:DATA:TELecom:OTN:OPU[1..n]:COPYrx ... 4007
:SENSe:DATA:TELecom:OTN:OPU[1..n]:E:COPYrx ... 4008
:SENSe:DATA:TELecom:OTN:OPU[1..n]:F:COPYrx ... 4009
OTL-SDT ... 4010
:FETCh:DATA:TELecom:OTL:SDT:AVERage? ... 4010
:FETCh:DATA:TELecom:OTL:SDT:COUNt? ... 4011
:FETCh:DATA:TELecom:OTL:SDT:DEFect? ... 4012
:FETCh:DATA:TELecom:OTL:SDT:LANE:DISRuption? ... 4013
:FETCh:DATA:TELecom:OTL:SDT:LAST? ... 4014
:FETCh:DATA:TELecom:OTL:SDT:LONGest:DISRuption:DURation? ... 4015

:FETCh:DATA:TELecom:OTL:SDT:LONGest:DISRuption:LANE? 4016
:FETCh:DATA:TELecom:OTL:SDT:LONGest? 4017
:FETCh:DATA:TELecom:OTL:SDT:SHORtest? 4018
:FETCh:DATA:TELecom:OTL:SDT:STATistics? 4019
:FETCh:DATA:TELecom:OTL:SDT:TOTal? 4020
GFP-F/GFP-T 4021
:FETCh:DATA:TELecom:GFP:CHANnel:MISMatch:COUNt? 4021
:FETCh:DATA:TELecom:GFP:OVERview:BANDwidth:RX? 4022
:FETCh:DATA:TELecom:GFP:OVERview:BANDwidth:TX? 4023
:FETCh:DATA:TELecom:GFP:OVERview:COUNt:RX? 4024
:FETCh:DATA:TELecom:GFP:OVERview:COUNt:TX? 4026
:FETCh:DATA:TELecom:GFP:OVERview:EFFiciency:RX? 4027
:FETCh:DATA:TELecom:GFP:OVERview:EFFiciency:TX? 4028
:FETCh:DATA:TELecom:GFP:OVERview:RATE:RX? 4029
:FETCh:DATA:TELecom:GFP:OVERview:RATE:TX? 4031
:FETCh:DATA:TELecom:GFP:SUPerblock:COUNt:RX? 4032
:FETCh:DATA:TELecom:GFP:SUPerblock:COUNt:TX? 4033
:FETCh:DATA:TELecom:GFP:SUPerblock:RATE:RX? 4034
:FETCh:DATA:TELecom:GFP:SUPerblock:RATE:TX? 4035
:SENSe:DATA:TELecom:GFP:FRAMe:MISMatch:COUNt? 4036
Streams - Throughput 4037
:FETCh:DATA:TELecom:ETHernet:STReam:THRoughput:AVERage:VERDict? 4037
:FETCh:DATA:TELecom:ETHernet:STReam:THRoughput:AVERage? 4038
:FETCh:DATA:TELecom:ETHernet:STReam:THRoughput:CURRent:TOTal:RXRate? 4039
:FETCh:DATA:TELecom:ETHernet:STReam:THRoughput:CURRent:VERDict? 4040
:FETCh:DATA:TELecom:ETHernet:STReam:THRoughput:CURRent? 4041
:FETCh:DATA:TELecom:ETHernet:STReam:THRoughput:MAXimum? 4042
:FETCh:DATA:TELecom:ETHernet:STReam:THRoughput:MINimum? 4043
Streams - Jitter 4044
:FETCh:DATA:TELecom:ETHernet:STReam:JITTer:AVERage? 4044
:FETCh:DATA:TELecom:ETHernet:STReam:JITTer:CURRent? 4045
:FETCh:DATA:TELecom:ETHernet:STReam:JITTer:ESTimate? 4046
:FETCh:DATA:TELecom:ETHernet:STReam:JITTer:MAXimum:VERDict? 4047
:FETCh:DATA:TELecom:ETHernet:STReam:JITTer:MAXimum? 4048
:FETCh:DATA:TELecom:ETHernet:STReam:JITTer:MINimum? 4049
Streams - Latency 4050
:FETCh:DATA:TELecom:ETHernet:STReam:LATency:AVERage? 4050
:FETCh:DATA:TELecom:ETHernet:STReam:LATency:CURRent? 4051
:FETCh:DATA:TELecom:ETHernet:STReam:LATency:MAXimum:VERDict? 4052
:FETCh:DATA:TELecom:ETHernet:STReam:LATency:MAXimum? 4053
:FETCh:DATA:TELecom:ETHernet:STReam:LATency:MINimum? 4054
Streams - Frame Loss / Out-of-Sequence 4055
:FETCh:DATA:TELecom:ETHernet:ERRor:SANalyzer:COUNt? 4055
:FETCh:DATA:TELecom:ETHernet:ERRor:SANalyzer:CURRent? 4057
:FETCh:DATA:TELecom:ETHernet:ERRor:SANalyzer:HISTory? 4059
:FETCh:DATA:TELecom:ETHernet:ERRor:SANalyzer:RATE? 4061
:FETCh:DATA:TELecom:ETHernet:ERRor:SANalyzer:SEConds? 4062
:FETCh:DATA:TELecom:ETHernet:STReam:FLOSs:VERDict? 4063

:FETCh:DATA:TELecom:ETHernet:STReam:OOSequence:VERDict? 4065
Quality Level (1588 PTP) 4067
:FETCh:DATA:TELecom:PACKetsync:PTP:QL:MESSege:COUNt? 4067
:FETCh:DATA:TELecom:PACKetsync:PTP:QL:OTHer? 4070
:FETCh:DATA:TELecom:PACKetsync:PTP:QL:TOTal? 4071
Quality Level (SyncE) 4072
:SENSe:DATA:TELecom:PACKetsync:SYNCe:QLRX:EVENt? 4072
:SENSe:DATA:TELecom:PACKetsync:SYNCe:QLRX:INFormation? 4074
:SENSe:DATA:TELecom:PACKetsync:SYNCe:QLTX:EVENt? 4076
:SENSe:DATA:TELecom:PACKetsync:SYNCe:QLTX:INFormation? 4078
Service Configuration - Ramp 4080
:FETCh:DATA:TELecom:ETHernet:ESAM:SCOTest:RAMP:ARXRate:VERDict? 4080
:FETCh:DATA:TELecom:ETHernet:ESAM:SCOTest:RAMP:ARXRate? 4082
:FETCh:DATA:TELecom:ETHernet:ESAM:SCOTest:RAMP:FLOSs:VERDict? 4085
:FETCh:DATA:TELecom:ETHernet:ESAM:SCOTest:RAMP:FLOSs? 4087
:FETCh:DATA:TELecom:ETHernet:ESAM:SCOTest:RAMP:MAXJitter:VERDict? 4090
:FETCh:DATA:TELecom:ETHernet:ESAM:SCOTest:RAMP:MAXJitter? 4092
:FETCh:DATA:TELecom:ETHernet:ESAM:SCOTest:RAMP:RTLatency:VERDict? 4095
:FETCh:DATA:TELecom:ETHernet:ESAM:SCOTest:RAMP:RTLatency? 4097
:FETCh:DATA:TELecom:ETHernet:ESAM:SCOTest:RAMP:TXRate? 4100
Service Configuration - Burst 4103
:FETCh:DATA:TELecom:ETHernet:ESAM:SCOTest:BURSt:ARXRate:VERDict? 4103
:FETCh:DATA:TELecom:ETHernet:ESAM:SCOTest:BURSt:ARXRate? 4105
:FETCh:DATA:TELecom:ETHernet:ESAM:SCOTest:BURSt:FLOSs:VERDict? 4107
:FETCh:DATA:TELecom:ETHernet:ESAM:SCOTest:BURSt:FLOSs? 4109
:FETCh:DATA:TELecom:ETHernet:ESAM:SCOTest:BURSt:MAXJitter:VERDict? 4111
:FETCh:DATA:TELecom:ETHernet:ESAM:SCOTest:BURSt:MAXJitter? 4113
:FETCh:DATA:TELecom:ETHernet:ESAM:SCOTest:BURSt:RTLatency:VERDict? 4115
:FETCh:DATA:TELecom:ETHernet:ESAM:SCOTest:BURSt:RTLatency? 4116
WIS 4118
:SENSe:DATA:TELecom:ETHernet:WIS:PATH:LABel? 4118
:SENSe:DATA:TELecom:ETHernet:WIS:TRACe? 4119
Labels 4120
:FETCh:DATA:TELecom:SDHSonet:HOP:PATH:LABel? 4120
:FETCh:DATA:TELecom:SDHSonet:LOP:PATH:LABel? 4121
:FETCh:DATA:TELecom:SDHSonet:LOPTu:PATH:LABel? 4122
PTP Stats 4123
:FETCh:DATA:TELecom:PACKetsync:PTP:IPDV:AVERage? 4123
:FETCh:DATA:TELecom:PACKetsync:PTP:IPDV:CURRent? 4124
:FETCh:DATA:TELecom:PACKetsync:PTP:IPDV:MAXimum:VERDict? 4125
:FETCh:DATA:TELecom:PACKetsync:PTP:IPDV:MAXimum? 4126
:FETCh:DATA:TELecom:PACKetsync:PTP:IPDV:MINimum? 4127
:FETCh:DATA:TELecom:PACKetsync:PTP:IPDV:STDDev? 4128
:FETCh:DATA:TELecom:PACKetsync:PTP:RX:ANNounce:COUNt? 4129
:FETCh:DATA:TELecom:PACKetsync:PTP:RX:ANNounce:GRANt:COUNt? 4130
:FETCh:DATA:TELecom:PACKetsync:PTP:RX:ANNounce:GRANt:RATE? 4131
:FETCh:DATA:TELecom:PACKetsync:PTP:RX:ANNounce:RATE? 4132

:FETCh:DATA:TELecom:PACKetsync:PTP:RX:DELay:RESPonse:COUNt? 4133
:FETCh:DATA:TELecom:PACKetsync:PTP:RX:DELay:RESPonse:GRANt:COUNt? 4134
:FETCh:DATA:TELecom:PACKetsync:PTP:RX:DELay:RESPonse:GRANt:RATE? 4135
:FETCh:DATA:TELecom:PACKetsync:PTP:RX:DELay:RESPonse:RATE? 4136
:FETCh:DATA:TELecom:PACKetsync:PTP:RX:FOLLowup:COUNt? 4137
:FETCh:DATA:TELecom:PACKetsync:PTP:RX:FOLLowup:RATE? 4138
:FETCh:DATA:TELecom:PACKetsync:PTP:RX:SYNC:COUNt? 4139
:FETCh:DATA:TELecom:PACKetsync:PTP:RX:SYNC:GRANt:COUNt? 4140
:FETCh:DATA:TELecom:PACKetsync:PTP:RX:SYNC:GRANt:RATE? 4141
:FETCh:DATA:TELecom:PACKetsync:PTP:RX:SYNC:RATE? 4142
:FETCh:DATA:TELecom:PACKetsync:PTP:RX:TOTal:COUNt? 4143
:FETCh:DATA:TELecom:PACKetsync:PTP:TX:ANNounce:REQuest:COUNt? 4144
:FETCh:DATA:TELecom:PACKetsync:PTP:TX:ANNounce:REQuest:RATE? 4145
:FETCh:DATA:TELecom:PACKetsync:PTP:TX:DELay:REQuest:COUNt? 4146
:FETCh:DATA:TELecom:PACKetsync:PTP:TX:DELay:REQuest:RATE? 4147
:FETCh:DATA:TELecom:PACKetsync:PTP:TX:DELay:REQuest:RESPonse:COUNt? 4148
:FETCh:DATA:TELecom:PACKetsync:PTP:TX:DELay:REQuest:RESPonse:RATE? 4149
:FETCh:DATA:TELecom:PACKetsync:PTP:TX:SYNC:REQuest:COUNt? 4150
:FETCh:DATA:TELecom:PACKetsync:PTP:TX:SYNC:REQuest:RATE? 4151
:FETCh:DATA:TELecom:PACKetsync:PTP:TX:TOTal:COUNt? 4152
FEC Statistics 4153
:FETCh:DATA:TELecom:ETHernet:FEC:CODeword:CORRectable:PERCent? 4153
:FETCh:DATA:TELecom:ETHernet:FEC:CODeword:CORRectable? 4154
:FETCh:DATA:TELecom:ETHernet:FEC:CODeword:EFRee:PERCent? 4155
:FETCh:DATA:TELecom:ETHernet:FEC:CODeword:EFRee? 4156
:FETCh:DATA:TELecom:ETHernet:FEC:CODeword:UNCorrectable:PERCent? 4157
:FETCh:DATA:TELecom:ETHernet:FEC:CODeword:UNCorrectable? 4158
MPLS 4159
:FETCh:DATA:TELecom:ETHernet:STReam:MPLS:FRAMes:RX? 4159
:FETCh:DATA:TELecom:ETHernet:STReam:MPLS:FRAMes:TX? 4160
:SENSe:DATA:TELecom:ETHernet:STReam:MPLS:RX:BANDwidth? 4161
:SENSe:DATA:TELecom:ETHernet:STReam:MPLS:RX:COUNt? 4162
:SENSe:DATA:TELecom:ETHernet:STReam:MPLS:RX:RATE? 4163
:SENSe:DATA:TELecom:ETHernet:STReam:MPLS:RX:UTILization? 4164
:SENSe:DATA:TELecom:ETHernet:STReam:MPLS:TX:BANDwidth? 4165
:SENSe:DATA:TELecom:ETHernet:STReam:MPLS:TX:COUNt? 4166
:SENSe:DATA:TELecom:ETHernet:STReam:MPLS:TX:RATE? 4167
:SENSe:DATA:TELecom:ETHernet:STReam:MPLS:TX:UTILization? 4168
S-OAM and MPLS-TP OAM 4169
:FETCh:DATA:TELecom:SOAM:FDELay:AVERage:DELay? 4169
:FETCh:DATA:TELecom:SOAM:FDELay:CURRent:DELay? 4170
:FETCh:DATA:TELecom:SOAM:FDELay:FAILed:COUNt:VERDict? 4171
:FETCh:DATA:TELecom:SOAM:FDELay:FAILed:COUNt? 4172
:FETCh:DATA:TELecom:SOAM:FDELay:INValid:DMR:COUNt? 4173
:FETCh:DATA:TELecom:SOAM:FDELay:MAXimum:DELay:VERDict? 4174
:FETCh:DATA:TELecom:SOAM:FDELay:MAXimum:DELay? 4175
:FETCh:DATA:TELecom:SOAM:FDELay:MINimum:DELay? 4176
:FETCh:DATA:TELecom:SOAM:FDELay:RX:DMR:COUNt? 4177

:FETCh:DATA:TELecom:SOAM:FDELay:STATus:VERDict? 4178
:FETCh:DATA:TELecom:SOAM:FDELay:STATus? 4179
:FETCh:DATA:TELecom:SOAM:FDELay:SUCCessful:COUNt? 4180
:FETCh:DATA:TELecom:SOAM:FDELay:TX:DMM:COUNt? 4181
:FETCh:DATA:TELecom:SOAM:FLOSs:COUNt? 4182
:FETCh:DATA:TELecom:SOAM:FLOSs:FAILed:COUNt:VERDict? 4183
:FETCh:DATA:TELecom:SOAM:FLOSs:FAILed:COUNt? 4184
:FETCh:DATA:TELecom:SOAM:FLOSs:INValid:LMR:COUNt? 4185
:FETCh:DATA:TELecom:SOAM:FLOSs:PERCent:VERDict? 4186
:FETCh:DATA:TELecom:SOAM:FLOSs:PERCent? 4187
:FETCh:DATA:TELecom:SOAM:FLOSs:RX:LMR:COUNt? 4188
:FETCh:DATA:TELecom:SOAM:FLOSs:STATus:VERDict? 4189
:FETCh:DATA:TELecom:SOAM:FLOSs:STATus? 4190
:FETCh:DATA:TELecom:SOAM:FLOSs:SUCCessful:COUNt? 4191
:FETCh:DATA:TELecom:SOAM:FLOSs:TX:LMM:COUNt? 4192
:FETCh:DATA:TELecom:SOAM:LOOPback:FAILed:COUNt:VERDict? 4193
:FETCh:DATA:TELecom:SOAM:LOOPback:FAILed:COUNt? 4194
:FETCh:DATA:TELecom:SOAM:LOOPback:INValid:LBR:COUNt? 4195
:FETCh:DATA:TELecom:SOAM:LOOPback:INValid:PAYLoad:COUNt? 4196
:FETCh:DATA:TELecom:SOAM:LOOPback:LBR:TIMeout:COUNt? 4197
:FETCh:DATA:TELecom:SOAM:LOOPback:RX:LBR:COUNt? 4198
:FETCh:DATA:TELecom:SOAM:LOOPback:STATus:VERDict? 4199
:FETCh:DATA:TELecom:SOAM:LOOPback:STATus? 4200
:FETCh:DATA:TELecom:SOAM:LOOPback:SUCCessful:COUNt? 4201
:FETCh:DATA:TELecom:SOAM:LOOPback:TX:LBM:COUNt? 4202
:FETCh:DATA:TELecom:SOAM:SLOSs:COUNt? 4203
:FETCh:DATA:TELecom:SOAM:SLOSs:FAILed:COUNt:VERDict? 4204
:FETCh:DATA:TELecom:SOAM:SLOSs:FAILed:COUNt? 4205
:FETCh:DATA:TELecom:SOAM:SLOSs:INValid:SLR:COUNt? 4206
:FETCh:DATA:TELecom:SOAM:SLOSs:PERCent:VERDict? 4207
:FETCh:DATA:TELecom:SOAM:SLOSs:PERCent? 4208
:FETCh:DATA:TELecom:SOAM:SLOSs:RX:SLR:COUNt? 4209
:FETCh:DATA:TELecom:SOAM:SLOSs:STATus:VERDict? 4210
:FETCh:DATA:TELecom:SOAM:SLOSs:STATus? 4211
:FETCh:DATA:TELecom:SOAM:SLOSs:SUCCessful:COUNt? 4212
:FETCh:DATA:TELecom:SOAM:SLOSs:TX:SLM:COUNt? 4213
:FETCh:DATA:TELecom:SOAM:TEST:FAILed:COUNt:VERDict? 4214
:FETCh:DATA:TELecom:SOAM:TEST:FAILed:COUNt? 4215
:FETCh:DATA:TELecom:SOAM:TEST:INValid:PAYLoad:COUNt? 4216
:FETCh:DATA:TELecom:SOAM:TEST:INValid:TST:COUNt? 4217
:FETCh:DATA:TELecom:SOAM:TEST:RX:TST:COUNt? 4218
:FETCh:DATA:TELecom:SOAM:TEST:STATus:VERDict? 4219
:FETCh:DATA:TELecom:SOAM:TEST:STATus? 4220
:FETCh:DATA:TELecom:SOAM:TEST:SUCCessful:COUNt? 4221
:FETCh:DATA:TELecom:SOAM:TEST:TX:TST:COUNt? 4222
Link OAM 4223
:FETCh:DATA:TELecom:LOAM:REMote:EVENt:STATistic:FPERiod? 4223
:FETCh:DATA:TELecom:LOAM:REMote:EVENt:STATistic:FRAMe? 4224

:FETCh:DATA:TELecom:LOAM:REMote:EVENt:STATistic:FSECond? 4225
:FETCh:DATA:TELecom:LOAM:REMote:EVENt:STATistic:SPERiod? 4226
:FETCh:DATA:TELecom:LOAM:REMote:MAC? 4227
:FETCh:DATA:TELecom:LOAM:REMote:OAMInfo? 4228
:SOURce:DATA:TELecom:LOAM:ERRor:FRAMe:INJect 4229
SDT (Multi-Channel OTN) 4230
:FETCh:DATA:TELecom:SDT:CHAThreshold? 4230
:FETCh:DATA:TELecom:SDT:CHDIsruption? 4231
:FETCh:DATA:TELecom:SDT:CHMOnitored? 4232
:FETCh:DATA:TELecom:SDT:LACHannel? 4233
:FETCh:DATA:TELecom:SDT:LATImestamp? 4234
:FETCh:DATA:TELecom:SDT:LOCHannel? 4235
:FETCh:DATA:TELecom:SDT:LOTImestamp? 4236
Messages (OBSAI) 4237
:FETCh:DATA:TELecom:CPRI:OBSai:MESSages:C[1..n]? 4237
:FETCh:DATA:TELecom:CPRI:OBSai:MESSages:RXCount? 4238
:FETCh:DATA:TELecom:CPRI:OBSai:MESSages:SFN? 4240
:FETCh:DATA:TELecom:CPRI:OBSai:MESSages:TXCount? 4241
APS 4242
:FETCh:DATA:TELecom:SDHSonet:ADVanced:APS:K[1..n]:ARCHitecture? 4242
:FETCh:DATA:TELecom:SDHSonet:ADVanced:APS:K[1..n]:BREQuest? 4243
:FETCh:DATA:TELecom:SDHSonet:ADVanced:APS:K[1..n]:CHANnel? 4244
:FETCh:DATA:TELecom:SDHSonet:ADVanced:APS:K[1..n]:DNODe? 4245
:FETCh:DATA:TELecom:SDHSonet:ADVanced:APS:K[1..n]:LINear:OMODe? 4246
:FETCh:DATA:TELecom:SDHSonet:ADVanced:APS:K[1..n]:LINear:REQuest? 4247
:FETCh:DATA:TELecom:SDHSonet:ADVanced:APS:K[1..n]:PCHannel? 4248
:FETCh:DATA:TELecom:SDHSonet:ADVanced:APS:K[1..n]:RING:OMODe? 4249
:FETCh:DATA:TELecom:SDHSonet:ADVanced:APS:K[1..n]:RING:REQuest? 4250
:FETCh:DATA:TELecom:SDHSonet:ADVanced:APS:K[1..n]:SNODe? 4251
:SENSe:DATA:TELecom:SDHSonet:ADVanced:APS:SMODe 4252
:SENSe:DATA:TELecom:SDHSonet:ADVanced:APS:SMODe? 4253
:SOURce:DATA:TELecom:SDHSonet:ADVanced:APS:K[1..n]:ARCHitecture 4254
:SOURce:DATA:TELecom:SDHSonet:ADVanced:APS:K[1..n]:ARCHitecture? 4255
:SOURce:DATA:TELecom:SDHSonet:ADVanced:APS:K[1..n]:BREQuest 4256
:SOURce:DATA:TELecom:SDHSonet:ADVanced:APS:K[1..n]:BREQuest? 4257
:SOURce:DATA:TELecom:SDHSonet:ADVanced:APS:K[1..n]:CHANnel 4258
:SOURce:DATA:TELecom:SDHSonet:ADVanced:APS:K[1..n]:CHANnel? 4259
:SOURce:DATA:TELecom:SDHSonet:ADVanced:APS:K[1..n]:DNODe 4260
:SOURce:DATA:TELecom:SDHSonet:ADVanced:APS:K[1..n]:DNODe? 4261
:SOURce:DATA:TELecom:SDHSonet:ADVanced:APS:K[1..n]:LINear:OMODe 4262
:SOURce:DATA:TELecom:SDHSonet:ADVanced:APS:K[1..n]:LINear:OMODe? 4263
:SOURce:DATA:TELecom:SDHSonet:ADVanced:APS:K[1..n]:LINear:REQuest 4264
:SOURce:DATA:TELecom:SDHSonet:ADVanced:APS:K[1..n]:LINear:REQuest? 4266
:SOURce:DATA:TELecom:SDHSonet:ADVanced:APS:K[1..n]:PCHannel 4268
:SOURce:DATA:TELecom:SDHSonet:ADVanced:APS:K[1..n]:PCHannel? 4269
:SOURce:DATA:TELecom:SDHSonet:ADVanced:APS:K[1..n]:RING:OMODe 4270
:SOURce:DATA:TELecom:SDHSonet:ADVanced:APS:K[1..n]:RING:OMODe? 4271
:SOURce:DATA:TELecom:SDHSonet:ADVanced:APS:K[1..n]:RING:REQuest 4272

:SOURce:DATA:TELecom:SDHSonet:ADVanced:APS:K[1..n]:RING:REQuest? 4274
:SOURce:DATA:TELecom:SDHSonet:ADVanced:APS:K[1..n]:SNODe 4276
:SOURce:DATA:TELecom:SDHSonet:ADVanced:APS:K[1..n]:SNODe? 4277
:SOURce:DATA:TELecom:SDHSonet:ADVanced:APS:SMODe 4278
:SOURce:DATA:TELecom:SDHSonet:ADVanced:APS:SMODe? 4279
OH - OTN 4280
:SENSe:DATA:TELecom:OTN:OH:ODU[1..n]:E[1..n]:OVERhead? 4280
:SENSe:DATA:TELecom:OTN:OH:ODU[1..n]:F:OVERhead? 4281
:SENSe:DATA:TELecom:OTN:OH:ODU[1..n]:OVERhead? 4282
:SENSe:DATA:TELecom:OTN:OH:OPU[1..n]:E:OVERhead? 4283
:SENSe:DATA:TELecom:OTN:OH:OPU[1..n]:E:PSI? 4285
:SENSe:DATA:TELecom:OTN:OH:OPU[1..n]:F:OVERhead? 4286
:SENSe:DATA:TELecom:OTN:OH:OPU[1..n]:F:PSI? 4288
:SENSe:DATA:TELecom:OTN:OH:OPU[1..n]:OVERhead? 4289
:SENSe:DATA:TELecom:OTN:OH:OPU[1..n]:PSI? 4291
:SENSe:DATA:TELecom:OTN:OH:OTU[1..n]:E[1..n]:OVERhead? 4292
:SENSe:DATA:TELecom:OTN:OH:OTU[1..n]:F:OVERhead? 4294
:SENSe:DATA:TELecom:OTN:OH:OTU[1..n]:OVERhead? 4296
:SOURce:DATA:TELecom:OTN:OH:ODU[1..n]:E[1..n]:DEFault 4298
:SOURce:DATA:TELecom:OTN:OH:ODU[1..n]:E[1..n]:OVERhead 4299
:SOURce:DATA:TELecom:OTN:OH:ODU[1..n]:E[1..n]:OVERhead? 4300
:SOURce:DATA:TELecom:OTN:OH:ODU[1..n]:F:DEFault 4301
:SOURce:DATA:TELecom:OTN:OH:ODU[1..n]:F:OVERhead 4302
:SOURce:DATA:TELecom:OTN:OH:ODU[1..n]:F:OVERhead? 4303
:SOURce:DATA:TELecom:OTN:OH:ODU[1..n]:OVERhead 4304
:SOURce:DATA:TELecom:OTN:OH:ODU[1..n]:OVERhead? 4305
:SOURce:DATA:TELecom:OTN:OH:OPU[1..n]:E:OVERhead 4306
:SOURce:DATA:TELecom:OTN:OH:OPU[1..n]:E:OVERhead? 4307
:SOURce:DATA:TELecom:OTN:OH:OPU[1..n]:E:PSI 4309
:SOURce:DATA:TELecom:OTN:OH:OPU[1..n]:E:PSI? 4310
:SOURce:DATA:TELecom:OTN:OH:OPU[1..n]:F:OVERhead 4311
:SOURce:DATA:TELecom:OTN:OH:OPU[1..n]:F:OVERhead? 4312
:SOURce:DATA:TELecom:OTN:OH:OPU[1..n]:F:PSI 4314
:SOURce:DATA:TELecom:OTN:OH:OPU[1..n]:F:PSI? 4315
:SOURce:DATA:TELecom:OTN:OH:OPU[1..n]:OVERhead 4316
:SOURce:DATA:TELecom:OTN:OH:OPU[1..n]:OVERhead? 4317
:SOURce:DATA:TELecom:OTN:OH:OPU[1..n]:PSI 4319
:SOURce:DATA:TELecom:OTN:OH:OPU[1..n]:PSI? 4320
:SOURce:DATA:TELecom:OTN:OH:OTU[1..n]:E[1..n]:OVERhead 4321
:SOURce:DATA:TELecom:OTN:OH:OTU[1..n]:E[1..n]:OVERhead? 4323
:SOURce:DATA:TELecom:OTN:OH:OTU[1..n]:F:DEFault 4325
:SOURce:DATA:TELecom:OTN:OH:OTU[1..n]:F:OVERhead 4326
:SOURce:DATA:TELecom:OTN:OH:OTU[1..n]:F:OVERhead? 4328
:SOURce:DATA:TELecom:OTN:OH:OTU[1..n]:OVERhead 4330
:SOURce:DATA:TELecom:OTN:OH:OTU[1..n]:OVERhead? 4332
:SOURce:DATA:TELecom:OTN:OH:REStore:DEFault 4334
OH - SONET/SDH 4335
:SENSe:DATA:TELecom:SDH:OH:MS:OVERhead[1..n]? 4335

:SENSe:DATA:TELecom:SDH:OH:RS:OVERhead[1..n]? 4336
:SENSe:DATA:TELecom:SDHSonet:OH:HOP:OVERhead? 4337
:SENSe:DATA:TELecom:SDHSonet:OH:LOP:OVERhead? 4339
:SENSe:DATA:TELecom:SDHSonet:OH:LOPTu:OVERhead? 4340
:SENSe:DATA:TELecom:SONet:OH:LINE:OVERhead? 4341
:SENSe:DATA:TELecom:SONet:OH:SECTion:OVERhead? 4343
:SOURce:DATA:TELecom:SDH:OH:MS:OVERhead[1..n] 4344
:SOURce:DATA:TELecom:SDH:OH:MS:OVERhead[1..n]:DEFault 4345
:SOURce:DATA:TELecom:SDH:OH:MS:OVERhead[1..n]? 4346
:SOURce:DATA:TELecom:SDH:OH:RS:OVERhead[1..n] 4347
:SOURce:DATA:TELecom:SDH:OH:RS:OVERhead[1..n]:DEFault 4349
:SOURce:DATA:TELecom:SDH:OH:RS:OVERhead[1..n]? 4350
:SOURce:DATA:TELecom:SDHSonet:OH:DISable:OVERwrite 4352
:SOURce:DATA:TELecom:SDHSonet:OH:HOP:OVERhead 4353
:SOURce:DATA:TELecom:SDHSonet:OH:HOP:OVERhead:DEFault 4354
:SOURce:DATA:TELecom:SDHSonet:OH:HOP:OVERhead? 4355
:SOURce:DATA:TELecom:SDHSonet:OH:LOP:OVERhead 4356
:SOURce:DATA:TELecom:SDHSonet:OH:LOP:OVERhead:DEFault 4357
:SOURce:DATA:TELecom:SDHSonet:OH:LOP:OVERhead? 4358
:SOURce:DATA:TELecom:SDHSonet:OH:LOPTu:OVERhead 4359
:SOURce:DATA:TELecom:SDHSonet:OH:LOPTu:OVERhead:DEFault 4360
:SOURce:DATA:TELecom:SDHSonet:OH:LOPTu:OVERhead? 4361
:SOURce:DATA:TELecom:SDHSonet:OH:REStore:DEFault 4362
:SOURce:DATA:TELecom:SONet:OH:LINE:OVERhead 4363
:SOURce:DATA:TELecom:SONet:OH:LINE:OVERhead:DEFault 4364
:SOURce:DATA:TELecom:SONet:OH:LINE:OVERhead? 4365
:SOURce:DATA:TELecom:SONet:OH:SECTion:OVERhead 4366
:SOURce:DATA:TELecom:SONet:OH:SECTion:OVERhead:DEFault 4368
:SOURce:DATA:TELecom:SONet:OH:SECTion:OVERhead? 4369
OH - GFP-F/GFP-T 4371
:FETCh:DATA:TELecom:GFP:OH:DFRames? 4371
:FETCh:DATA:TELecom:GFP:OH:MFRames? 4372
:FETCh:DATA:TELecom:GFP:OH:RPTiframes? 4373
:SOURce:DATA:TELecom:GFP:OH:DEFault 4374
:SOURce:DATA:TELecom:GFP:OH:EHEader:CID 4375
:SOURce:DATA:TELecom:GFP:OH:EHEader:CID? 4376
:SOURce:DATA:TELecom:GFP:OH:EHEader:SPARe 4377
:SOURce:DATA:TELecom:GFP:OH:EHEader:SPARe? 4378
:SOURce:DATA:TELecom:GFP:OH:RESTore:DEFault 4379
:SOURce:DATA:TELecom:GFP:OH:THEader:EXI 4380
:SOURce:DATA:TELecom:GFP:OH:THEader:EXI? 4381
:SOURce:DATA:TELecom:GFP:OH:THEader:PFI 4382
:SOURce:DATA:TELecom:GFP:OH:THEader:PFI? 4383
:SOURce:DATA:TELecom:GFP:OH:THEader:PTI 4384
:SOURce:DATA:TELecom:GFP:OH:THEader:PTI? 4385
:SOURce:DATA:TELecom:GFP:OH:THEader:UPI 4386
:SOURce:DATA:TELecom:GFP:OH:THEader:UPI? 4387
OH - FlexE (TX/RX) 4388

:SENSe:DATA:TELecom:FETHernet:OH:BYTE? 4388
:SENSe:DATA:TELecom:FETHernet:OH:CLIent:CALendar? 4392
:SENSe:DATA:TELecom:FETHernet:OH:PHY:MAP? 4393
:SENSe:DATA:TELecom:FETHernet:OH:REServed? 4394
:SENSe:DATA:TELecom:FETHernet:OH? 4395
:SOURce:DATA:TELecom:FETHernet:OH 4396
:SOURce:DATA:TELecom:FETHernet:OH:BYTE 4397
:SOURce:DATA:TELecom:FETHernet:OH:BYTE? 4401
:SOURce:DATA:TELecom:FETHernet:OH:DEFault 4405
:SOURce:DATA:TELecom:FETHernet:OH:DEFault:BYTE? 4406
:SOURce:DATA:TELecom:FETHernet:OH:OXO? 4407
:SOURce:DATA:TELecom:FETHernet:OH:PHY:MAP? 4408
:SOURce:DATA:TELecom:FETHernet:OH:REServed 4409
:SOURce:DATA:TELecom:FETHernet:OH:REServed? 4410
:SOURce:DATA:TELecom:FETHernet:OH:RPF? 4411
:SOURce:DATA:TELecom:FETHernet:OH? 4412
RTD 4413
:FETCh:DATA:TELecom:RTD:COUNt:FAILed? 4413
:FETCh:DATA:TELecom:RTD:COUNt:SUCCessful? 4414
:FETCh:DATA:TELecom:RTD:DELay:AVERage? 4415
:FETCh:DATA:TELecom:RTD:DELay:LAST? 4416
:FETCh:DATA:TELecom:RTD:DELay:MAXimum? 4417
:FETCh:DATA:TELecom:RTD:DELay:MINimum? 4418
:FETCh:DATA:TELecom:RTD:DELay:STATus? 4419
:SENSe:DATA:TELecom:RTD 4420
:SENSe:DATA:TELecom:RTD:MODE 4421
:SENSe:DATA:TELecom:RTD:MODE? 4422
:SENSe:DATA:TELecom:RTD:RESet 4423
:SENSe:DATA:TELecom:RTD? 4424
RTD (CPRI Framed L2) 4425
:FETCh:DATA:TELecom:CPRI:OBSai:IDELay? 4425
:FETCh:DATA:TELecom:CPRI:OBSai:PROPdelay? 4426
:FETCh:DATA:TELecom:CPRI:OBSai:RTT? 4427
:SENSe:DATA:TELecom:CPRI:RTD:CABLe:AVERage? 4428
:SENSe:DATA:TELecom:CPRI:RTD:CABLe:LAST? 4429
:SENSe:DATA:TELecom:CPRI:RTD:CABLe:MAXimum? 4430
:SENSe:DATA:TELecom:CPRI:RTD:CABLe:MINimum? 4431
:SENSe:DATA:TELecom:CPRI:RTD:DELay:AVERage? 4432
:SENSe:DATA:TELecom:CPRI:RTD:DELay:LAST? 4433
:SENSe:DATA:TELecom:CPRI:RTD:DELay:MAXimum? 4434
:SENSe:DATA:TELecom:CPRI:RTD:DELay:MINimum? 4435
:SOURce:DATA:TELecom:CPRI:RTD:TOFFset 4436
:SOURce:DATA:TELecom:CPRI:RTD:TOFFset? 4437
FEAC 4438
:FETCh:DATA:TELecom:DSN:FEAC:LINK? 4438
:FETCh:DATA:TELecom:DSN:FEAC:LOOPback:CHANnel? 4439
:FETCh:DATA:TELecom:DSN:FEAC:LOOPback:CONTrol? 4440
:FETCh:DATA:TELecom:DSN:FEAC:MESSage? 4441

:SOURce:DATA:TELecom:DSN:FEAC:CODeword 4442
:SOURce:DATA:TELecom:DSN:FEAC:CODeword? 4444
:SOURce:DATA:TELecom:DSN:FEAC:CONTinuous 4446
:SOURce:DATA:TELecom:DSN:FEAC:CONTinuous? 4447
:SOURce:DATA:TELecom:DSN:FEAC:LOOPback:CHANnel:AMOunt 4448
:SOURce:DATA:TELecom:DSN:FEAC:LOOPback:CHANnel:AMOunt? 4449
:SOURce:DATA:TELecom:DSN:FEAC:LOOPback:CHANnel:CODeword 4450
:SOURce:DATA:TELecom:DSN:FEAC:LOOPback:CHANnel:CODeword? 4451
:SOURce:DATA:TELecom:DSN:FEAC:LOOPback:CONTrol:AMOunt 4452
:SOURce:DATA:TELecom:DSN:FEAC:LOOPback:CONTrol:AMOunt? 4453
:SOURce:DATA:TELecom:DSN:FEAC:LOOPback:CONTrol:CODeword 4454
:SOURce:DATA:TELecom:DSN:FEAC:LOOPback:CONTrol:CODeword? 4455
:SOURce:DATA:TELecom:DSN:FEAC:LOOPback:INJect 4456
:SOURce:DATA:TELecom:DSN:FEAC:MANual:AMOunt 4457
:SOURce:DATA:TELecom:DSN:FEAC:MANual:AMOunt? 4458
:SOURce:DATA:TELecom:DSN:FEAC:MANual:INJect 4459
FDL - Bit-Oriented Message 4460
:FETCh:DATA:TELecom:DSN:FDL:PRIority:MESSage? 4460
:FETCh:DATA:TELecom:DSN:FDL:RESPonse:CONTrol? 4461
:SOURce:DATA:TELecom:DSN:FDL:MANual:INJect 4462
:SOURce:DATA:TELecom:DSN:FDL:MANual:INJect? 4463
:SOURce:DATA:TELecom:DSN:FDL:PRIority:CODeword 4464
:SOURce:DATA:TELecom:DSN:FDL:PRIority:CODeword? 4465
:SOURce:DATA:TELecom:DSN:FDL:RESPonse:AMOunt 4466
:SOURce:DATA:TELecom:DSN:FDL:RESPonse:AMOunt? 4467
:SOURce:DATA:TELecom:DSN:FDL:RESPonse:CODeword 4468
:SOURce:DATA:TELecom:DSN:FDL:RESPonse:CODeword? 4471
:SOURce:DATA:TELecom:DSN:FDL:RESPonse:INJect 4472
FDL - Performance Report Message 4473
:FETCh:DATA:TELecom:DSN:FDL:BITevents? 4473
:FETCh:DATA:TELecom:DSN:FDL:CIRCuit? 4475
:FETCh:DATA:TELecom:DSN:FDL:EVENtcount? 4476
:FETCh:DATA:TELecom:DSN:FDL:LINK? 4477
:FETCh:DATA:TELecom:DSN:FDL:REPortcont? 4478
:FETCh:DATA:TELecom:DSN:FDL:VALid:EVENtcount? 4480
:SOURce:DATA:TELecom:DSN:FDL:ANSI 4481
:SOURce:DATA:TELecom:DSN:FDL:ANSI? 4482
:SOURce:DATA:TELecom:DSN:FDL:BITevents:STATus 4483
:SOURce:DATA:TELecom:DSN:FDL:BITevents:STATus? 4484
:SOURce:DATA:TELecom:DSN:FDL:CHANnel:TYPE 4486
:SOURce:DATA:TELecom:DSN:FDL:CHANnel:TYPE? 4487
:SOURce:DATA:TELecom:DSN:FDL:INJect 4488
:SOURce:DATA:TELecom:DSN:FDL:MODE 4489
:SOURce:DATA:TELecom:DSN:FDL:MODE? 4490
Pointer Adjustment 4491
:FETCh:DATA:TELecom:SDHSonet:HOP:POINter:DECRement:COUNt? 4491
:FETCh:DATA:TELecom:SDHSonet:HOP:POINter:DECRement:SEConds? 4492
:FETCh:DATA:TELecom:SDHSonet:HOP:POINter:INCRement:COUNt? 4493

:FETCh:DATA:TELecom:SDHSonet:HOP:POINter:INCRement:SEConds? 4494
:FETCh:DATA:TELecom:SDHSonet:HOP:POINter:NDF:COUNt? 4495
:FETCh:DATA:TELecom:SDHSonet:HOP:POINter:NDF:SEConds? 4496
:FETCh:DATA:TELecom:SDHSonet:HOP:POINter:NNDF:COUNt? 4497
:FETCh:DATA:TELecom:SDHSonet:HOP:POINter:NNDF:SEConds? 4498
:FETCh:DATA:TELecom:SDHSonet:HOP:POINter:OFFSet? 4499
:FETCh:DATA:TELecom:SDHSonet:HOP:POINter:VALue? 4500
:FETCh:DATA:TELecom:SDHSonet:LOP:POINter:DECRement:COUNt? 4501
:FETCh:DATA:TELecom:SDHSonet:LOP:POINter:DECRement:SEConds? 4502
:FETCh:DATA:TELecom:SDHSonet:LOP:POINter:INCRement:COUNt? 4503
:FETCh:DATA:TELecom:SDHSonet:LOP:POINter:INCRement:SEConds? 4504
:FETCh:DATA:TELecom:SDHSonet:LOP:POINter:NDF:COUNt? 4505
:FETCh:DATA:TELecom:SDHSonet:LOP:POINter:NDF:SEConds? 4506
:FETCh:DATA:TELecom:SDHSonet:LOP:POINter:NNDF:COUNt? 4507
:FETCh:DATA:TELecom:SDHSonet:LOP:POINter:NNDF:SEConds? 4508
:FETCh:DATA:TELecom:SDHSonet:LOP:POINter:OFFSet? 4509
:FETCh:DATA:TELecom:SDHSonet:LOP:POINter:VALue? 4510
:FETCh:DATA:TELecom:SDHSonet:SEQuence:POINter:STATus? 4511
:FETCh:DATA:TELecom:SDHSonet:SEQuence:POINter:VALue? 4512
:SOURce:DATA:TELecom:SDHSonet:HOP:POINter:DECRement 4513
:SOURce:DATA:TELecom:SDHSonet:HOP:POINter:DECRement:SIZE 4514
:SOURce:DATA:TELecom:SDHSonet:HOP:POINter:DECRement:SIZE? 4515
:SOURce:DATA:TELecom:SDHSonet:HOP:POINter:INCRement 4516
:SOURce:DATA:TELecom:SDHSonet:HOP:POINter:INCRement:SIZE 4517
:SOURce:DATA:TELecom:SDHSonet:HOP:POINter:INCRement:SIZE? 4518
:SOURce:DATA:TELecom:SDHSonet:HOP:POINter:NEW 4519
:SOURce:DATA:TELecom:SDHSonet:HOP:POINter:NEW:FLAG 4520
:SOURce:DATA:TELecom:SDHSonet:HOP:POINter:NEW:FLAG? 4521
:SOURce:DATA:TELecom:SDHSonet:HOP:POINter:NEW:VALue 4522
:SOURce:DATA:TELecom:SDHSonet:HOP:POINter:NEW:VALue? 4523
:SOURce:DATA:TELecom:SDHSonet:HOP:POINter:VALue? 4524
:SOURce:DATA:TELecom:SDHSonet:LOP:POINter:DECRement 4525
:SOURce:DATA:TELecom:SDHSonet:LOP:POINter:DECRement:SIZE 4526
:SOURce:DATA:TELecom:SDHSonet:LOP:POINter:DECRement:SIZE? 4527
:SOURce:DATA:TELecom:SDHSonet:LOP:POINter:INCRement 4528
:SOURce:DATA:TELecom:SDHSonet:LOP:POINter:INCRement:SIZE 4529
:SOURce:DATA:TELecom:SDHSonet:LOP:POINter:INCRement:SIZE? 4530
:SOURce:DATA:TELecom:SDHSonet:LOP:POINter:NEW 4531
:SOURce:DATA:TELecom:SDHSonet:LOP:POINter:NEW:FLAG 4532
:SOURce:DATA:TELecom:SDHSonet:LOP:POINter:NEW:FLAG? 4533
:SOURce:DATA:TELecom:SDHSonet:LOP:POINter:NEW:VALue 4534
:SOURce:DATA:TELecom:SDHSonet:LOP:POINter:NEW:VALue? 4535
:SOURce:DATA:TELecom:SDHSonet:LOP:POINter:VALue? 4536
:SOURce:DATA:TELecom:SDHSonet:SEQuence:POINter 4537
:SOURce:DATA:TELecom:SDHSonet:SEQuence:POINter:INITcool:STATus 4538
:SOURce:DATA:TELecom:SDHSonet:SEQuence:POINter:INITcool:STATus? 4539
:SOURce:DATA:TELecom:SDHSonet:SEQuence:POINter:PATTern 4540
:SOURce:DATA:TELecom:SDHSonet:SEQuence:POINter:PATTern? 4541

:SOURce:DATA:TELecom:SDHSonet:SEQuence:POINter:PERiodic:STATus 4543
:SOURce:DATA:TELecom:SDHSonet:SEQuence:POINter:PERiodic:STATus? 4544
:SOURce:DATA:TELecom:SDHSonet:SEQuence:POINter:TIMeline:VALUe 4545
:SOURce:DATA:TELecom:SDHSonet:SEQuence:POINter:TIMeline:VALUe? 4546
:SOURce:DATA:TELecom:SDHSonet:SEQuence:POINter:TYPE 4547
:SOURce:DATA:TELecom:SDHSonet:SEQuence:POINter:TYPE? 4548
:SOURce:DATA:TELecom:SDHSonet:SEQuence:POINter? 4549
Spare Bits 4550
:FETCh:DATA:TELecom:PDH:E[1..n]:SPARbit:VALues? 4550
:SOURce:DATA:TELecom:PDH:E[1..n]:SPARbit:VALues 4552
:SOURce:DATA:TELecom:PDH:E[1..n]:SPARbit:VALues? 4553
40/100/400G Advanced - Lanes Mapping & Skew 4555
:SENSe:DATA:TELecom:OTN:OTL:RX? 4555
:SOURce:DATA:TELecom:ETHernet:LLAYer:MAPPing:DEFault 4556
:SOURce:DATA:TELecom:ETHernet:LLAYer:MAPPing:MANUal 4557
:SOURce:DATA:TELecom:ETHernet:LLAYer:MAPPing:RANDom 4558
:SOURce:DATA:TELecom:ETHernet:LLAYer:SKEW:RESet 4559
:SOURce:DATA:TELecom:OTN:OTL:MAPPing:DEFault 4560
:SOURce:DATA:TELecom:OTN:OTL:MAPPing:MANual 4561
:SOURce:DATA:TELecom:OTN:OTL:MAPPing:RANDom 4562
:SOURce:DATA:TELecom:OTN:OTL:SKEW:RESet 4563
:SOURce:DATA:TELecom:OTN:OTL:THReshold 4564
:SOURce:DATA:TELecom:OTN:OTL:THReshold:DEFault 4565
:SOURce:DATA:TELecom:OTN:OTL:THReshold? 4566
40/100/400G Advanced - CFP4/CFP8/QSFP Control 4567
:SENSe:DATA:TELecom:CFP:TX:STATus? 4567
:SOURce:DATA:TELecom:CFP:CPWR? 4568
:SOURce:DATA:TELecom:CFP:CSETting 4569
:SOURce:DATA:TELecom:CFP:CSETting? 4570
:SOURce:DATA:TELecom:CFP:RCLock 4571
:SOURce:DATA:TELecom:CFP:RCLock? 4572
:SOURce:DATA:TELecom:CFP:STATus? 4573
:SOURce:DATA:TELecom:MDIO:ADDRess 4575
:SOURce:DATA:TELecom:MDIO:ADDRess? 4576
:SOURce:DATA:TELecom:MDIO:DATA 4577
:SOURce:DATA:TELecom:MDIO:DATA? 4578
:SOURce:DATA:TELecom:MDIO:END:ADDRess 4579
:SOURce:DATA:TELecom:MDIO:END:ADDRess? 4580
:SOURce:DATA:TELecom:MDIO:PGSelect 4581
:SOURce:DATA:TELecom:MDIO:PGSelect? 4582
:SOURce:DATA:TELecom:MDIO:READ 4583
:SOURce:DATA:TELecom:MDIO:STARt:ADDRess 4584
:SOURce:DATA:TELecom:MDIO:STARt:ADDRess? 4585
:SOURce:DATA:TELecom:MDIO:WRITe 4586
:SOURce:DATA:TELecom:OSFP:CPWR? 4587
:SOURce:DATA:TELecom:OSFP:CSETting 4588
:SOURce:DATA:TELecom:OSFP:CSETting? 4589
:SOURce:DATA:TELecom:OSFP:STATus? 4590

:SOURce:DATA:TELecom:QSFP:CPWR? 4591
:SOURce:DATA:TELecom:QSFP:CSETting 4592
:SOURce:DATA:TELecom:QSFP:CSETting? 4593
:SOURce:DATA:TELecom:QSFP:STATus? 4594
Default/Random/Manual Mapping 4595
:SENSe:DATA:TELecom:ETHernet:LLAyer:RX? 4595
:SOURce:DATA:TELecom:ETHernet:LLAYer:SKEW:ALLLane 4596
:SOURce:DATA:TELecom:ETHernet:LLAYer:SKEW:ALLLane:TX 4597
:SOURce:DATA:TELecom:ETHernet:LLAYer:SKEW:ALLLane:TX? 4598
:SOURce:DATA:TELecom:ETHernet:LLAYer:SKEW:ALLLane? 4599
:SOURce:DATA:TELecom:ETHernet:LLAYer:TX 4600
:SOURce:DATA:TELecom:ETHernet:LLAYer:TX? 4601
Reset/Manual Skew 4603
:SOURce:DATA:TELecom:OTN:OTL:SKEW:ALLLane 4603
:SOURce:DATA:TELecom:OTN:OTL:SKEW:ALLLane:TX 4604
:SOURce:DATA:TELecom:OTN:OTL:SKEW:ALLLane:TX? 4605
:SOURce:DATA:TELecom:OTN:OTL:SKEW:ALLLane? 4606
:SOURce:DATA:TELecom:OTN:OTL:TX 4607
:SOURce:DATA:TELecom:OTN:OTL:TX? 4608
Bulk Read 4610
:FETCh:DATA:TELecom:MDIO:BULK:READ:INFormation? 4610
:SOURce:DATA:TELecom:MDIO:BULK:READ 4611
Bulk Write 4612
:SOURce:DATA:TELecom:MDIO:BULK:WRITe 4612
:SOURce:DATA:TELecom:MDIO:BULK:WRITe:ADDRess 4613
:SOURce:DATA:TELecom:MDIO:BULK:WRITe:ADDRess? 4614
:SOURce:DATA:TELecom:MDIO:BULK:WRITe:DATA 4615
:SOURce:DATA:TELecom:MDIO:BULK:WRITe:DATA? 4616
:SOURce:DATA:TELecom:MDIO:BULK:WRITe:DEFault 4617
:SOURce:DATA:TELecom:MDIO:BULK:WRITe:PGSelect 4618
:SOURce:DATA:TELecom:MDIO:BULK:WRITe:PGSelect? 4619
Ping & Trace Route 4620
:FETCh:DATA:TELecom:PING:STATistics:AVERage? 4620
:FETCh:DATA:TELecom:PING:STATistics:LOST? 4621
:FETCh:DATA:TELecom:PING:STATistics:MAXimum? 4622
:FETCh:DATA:TELecom:PING:STATistics:MINimum? 4623
:FETCh:DATA:TELecom:PING:STATistics:RESults? 4624
:FETCh:DATA:TELecom:PING:STATistics:RX? 4625
:FETCh:DATA:TELecom:PING:STATistics:TX? 4626
:FETCh:DATA:TELecom:TRACe:STATistics:RESults? 4627
:FETCh:DATA:TELecom:TRACe:STATistics:RX? 4628
:FETCh:DATA:TELecom:TRACe:STATistics:TX? 4629
:SOURce:DATA:TELecom:PING:CONFig:ADDRess:DESTination:IP 4630
:SOURce:DATA:TELecom:PING:CONFig:ADDRess:DESTination:IP:USTReam 4631
:SOURce:DATA:TELecom:PING:CONFig:ADDRess:DESTination:IP:USTReam? 4632
:SOURce:DATA:TELecom:PING:CONFig:ADDRess:DESTination:IP? 4633
:SOURce:DATA:TELecom:PING:CONFig:ADDRess:IPVersion:DESTination 4634
:SOURce:DATA:TELecom:PING:CONFig:ADDRess:IPVersion:DESTination? 4635

:SOURce:DATA:TELecom:PING:CONFig:ADDRess:IPVersion:SOURce? 4636
:SOURce:DATA:TELecom:PING:CONFig:ADDRess:SOURce:IP? 4637
:SOURce:DATA:TELecom:PING:CONFig:ATTempts 4638
:SOURce:DATA:TELecom:PING:CONFig:ATTempts? 4639
:SOURce:DATA:TELecom:PING:CONFig:CONTinuous 4640
:SOURce:DATA:TELecom:PING:CONFig:CONTinuous? 4641
:SOURce:DATA:TELecom:PING:CONFig:DELay 4642
:SOURce:DATA:TELecom:PING:CONFig:DELay? 4643
:SOURce:DATA:TELecom:PING:CONFig:DSIZe 4644
:SOURce:DATA:TELecom:PING:CONFig:DSIZe? 4645
:SOURce:DATA:TELecom:PING:CONFig:FLABel 4646
:SOURce:DATA:TELecom:PING:CONFig:FLABel? 4647
:SOURce:DATA:TELecom:PING:CONFig:STReam:INDex 4648
:SOURce:DATA:TELecom:PING:CONFig:STReam:INDex? 4649
:SOURce:DATA:TELecom:PING:CONFig:TOS 4650
:SOURce:DATA:TELecom:PING:CONFig:TOS? 4651
:SOURce:DATA:TELecom:PING:CONFig:TOUT 4652
:SOURce:DATA:TELecom:PING:CONFig:TOUT? 4653
:SOURce:DATA:TELecom:PING:CONFig:TTL 4654
:SOURce:DATA:TELecom:PING:CONFig:TTL? 4655
:SOURce:DATA:TELecom:PING:SETup:RUN 4656
:SOURce:DATA:TELecom:PING:SETup:RUN? 4657
:SOURce:DATA:TELecom:TRACe:CONFig:HCOunt 4658
:SOURce:DATA:TELecom:TRACe:CONFig:HCOunt? 4659
:SOURce:DATA:TELecom:TRACe:CONFig:RUN 4660
:SOURce:DATA:TELecom:TRACe:CONFig:RUN? 4661
:SOURce:DATA:TELecom:TRACe:CONFig:TOUT 4662
:SOURce:DATA:TELecom:TRACe:CONFig:TOUT? 4663
Filters 4664
:SENSe:DATA:TELecom:ETHernet:FILTer:FRAMe:BANDwidth? 4664
:SENSe:DATA:TELecom:ETHernet:FILTer:FRAMe:COUNt? 4665
:SENSe:DATA:TELecom:ETHernet:FILTer:FRAMe:RATE? 4666
:SENSe:DATA:TELecom:ETHernet:FILTer:FRAMe:UTILization? 4667
:SENSe:DATA:TELecom:ETHernet:FILTer:STATistics? 4668
:SENSe:DATA:TELecom:ETHernet:STReam:FILTer 4669
:SENSe:DATA:TELecom:ETHernet:STReam:FILTer:BRACket:CLOSe 4670
:SENSe:DATA:TELecom:ETHernet:STReam:FILTer:BRACket:CLOSe? 4671
:SENSe:DATA:TELecom:ETHernet:STReam:FILTer:BRACket:OPEN 4672
:SENSe:DATA:TELecom:ETHernet:STReam:FILTer:BRACket:OPEN? 4673
:SENSe:DATA:TELecom:ETHernet:STReam:FILTer:DESTination:IP 4674
:SENSe:DATA:TELecom:ETHernet:STReam:FILTer:DESTination:IP? 4675
:SENSe:DATA:TELecom:ETHernet:STReam:FILTer:DESTination:IPVersion 4676
:SENSe:DATA:TELecom:ETHernet:STReam:FILTer:DESTination:IPVersion? 4677
:SENSe:DATA:TELecom:ETHernet:STReam:FILTer:DESTination:MAC 4678
:SENSe:DATA:TELecom:ETHernet:STReam:FILTer:DESTination:MAC? 4679
:SENSe:DATA:TELecom:ETHernet:STReam:FILTer:DESTination:TCP 4680
:SENSe:DATA:TELecom:ETHernet:STReam:FILTer:DESTination:TCP? 4681
:SENSe:DATA:TELecom:ETHernet:STReam:FILTer:DESTination:UDP 4683

:SENSe:DATA:TELecom:ETHernet:STReam:FILTer:DESTination:UDP? 4684
:SENSe:DATA:TELecom:ETHernet:STReam:FILTer:DSERvices 4686
:SENSe:DATA:TELecom:ETHernet:STReam:FILTer:DSERvices:IPVersion 4687
:SENSe:DATA:TELecom:ETHernet:STReam:FILTer:DSERvices:IPVersion? 4688
:SENSe:DATA:TELecom:ETHernet:STReam:FILTer:DSERvices? 4689
:SENSe:DATA:TELecom:ETHernet:STReam:FILTer:ENABled:TIME? 4691
:SENSe:DATA:TELecom:ETHernet:STReam:FILTer:ETHertype 4692
:SENSe:DATA:TELecom:ETHernet:STReam:FILTer:ETHertype? 4693
:SENSe:DATA:TELecom:ETHernet:STReam:FILTer:FLABel:IPVersion 4694
:SENSe:DATA:TELecom:ETHernet:STReam:FILTer:FLABel:IPVersion? 4695
:SENSe:DATA:TELecom:ETHernet:STReam:FILTer:FRAMe:FORMat 4697
:SENSe:DATA:TELecom:ETHernet:STReam:FILTer:FRAMe:FORMat? 4698
:SENSe:DATA:TELecom:ETHernet:STReam:FILTer:IPPRotocol 4699
:SENSe:DATA:TELecom:ETHernet:STReam:FILTer:IPPRotocol? 4700
:SENSe:DATA:TELecom:ETHernet:STReam:FILTer:MASK:DESTination:IP 4702
:SENSe:DATA:TELecom:ETHernet:STReam:FILTer:MASK:DESTination:IP? 4703
:SENSe:DATA:TELecom:ETHernet:STReam:FILTer:MASK:DESTination:IPVersion 4704
:SENSe:DATA:TELecom:ETHernet:STReam:FILTer:MASK:DESTination:IPVersion? 4705
:SENSe:DATA:TELecom:ETHernet:STReam:FILTer:MASK:DESTination:MAC 4706
:SENSe:DATA:TELecom:ETHernet:STReam:FILTer:MASK:DESTination:MAC? 4707
:SENSe:DATA:TELecom:ETHernet:STReam:FILTer:MASK:DESTination:TCP 4708
:SENSe:DATA:TELecom:ETHernet:STReam:FILTer:MASK:DESTination:TCP? 4709
:SENSe:DATA:TELecom:ETHernet:STReam:FILTer:MASK:DESTination:UDP 4711
:SENSe:DATA:TELecom:ETHernet:STReam:FILTer:MASK:DESTination:UDP? 4712
:SENSe:DATA:TELecom:ETHernet:STReam:FILTer:MASK:DSERvices 4713
:SENSe:DATA:TELecom:ETHernet:STReam:FILTer:MASK:DSERvices:IPVersion 4714
:SENSe:DATA:TELecom:ETHernet:STReam:FILTer:MASK:DSERvices:IPVersion? 4715
:SENSe:DATA:TELecom:ETHernet:STReam:FILTer:MASK:DSERvices? 4717
:SENSe:DATA:TELecom:ETHernet:STReam:FILTer:MASK:ETHertype 4719
:SENSe:DATA:TELecom:ETHernet:STReam:FILTer:MASK:ETHertype? 4720
:SENSe:DATA:TELecom:ETHernet:STReam:FILTer:MASK:FLABel:IPVersion 4721
:SENSe:DATA:TELecom:ETHernet:STReam:FILTer:MASK:FLABel:IPVersion? 4722
:SENSe:DATA:TELecom:ETHernet:STReam:FILTer:MASK:IPPRotocol 4724
:SENSe:DATA:TELecom:ETHernet:STReam:FILTer:MASK:IPPRotocol? 4725
:SENSe:DATA:TELecom:ETHernet:STReam:FILTer:MASK:MCOS[1..n] 4726
:SENSe:DATA:TELecom:ETHernet:STReam:FILTer:MASK:MCOS[1..n]? 4727
:SENSe:DATA:TELecom:ETHernet:STReam:FILTer:MASK:MLABel[1..n] 4728
:SENSe:DATA:TELecom:ETHernet:STReam:FILTer:MASK:MLABel[1..n]? 4729
:SENSe:DATA:TELecom:ETHernet:STReam:FILTer:MASK:NHEader:IPVersion 4730
:SENSe:DATA:TELecom:ETHernet:STReam:FILTer:MASK:NHEader:IPVersion? 4731
:SENSe:DATA:TELecom:ETHernet:STReam:FILTer:MASK:PRECedence 4733
:SENSe:DATA:TELecom:ETHernet:STReam:FILTer:MASK:PRECedence:IPVersion 4734
:SENSe:DATA:TELecom:ETHernet:STReam:FILTer:MASK:PRECedence:IPVersion? 4735
:SENSe:DATA:TELecom:ETHernet:STReam:FILTer:MASK:PRECedence? 4737
:SENSe:DATA:TELecom:ETHernet:STReam:FILTer:MASK:SOURce:IP 4739
:SENSe:DATA:TELecom:ETHernet:STReam:FILTer:MASK:SOURce:IP? 4740
:SENSe:DATA:TELecom:ETHernet:STReam:FILTer:MASK:SOURce:IPVersion 4741
:SENSe:DATA:TELecom:ETHernet:STReam:FILTer:MASK:SOURce:IPVersion? 4742

:SENSe:DATA:TELecom:ETHernet:STReam:FILTer:MASK:SOURce:MAC 4743
:SENSe:DATA:TELecom:ETHernet:STReam:FILTer:MASK:SOURce:MAC? 4744
:SENSe:DATA:TELecom:ETHernet:STReam:FILTer:MASK:SOURce:TCP 4745
:SENSe:DATA:TELecom:ETHernet:STReam:FILTer:MASK:SOURce:TCP? 4746
:SENSe:DATA:TELecom:ETHernet:STReam:FILTer:MASK:SOURce:UDP 4748
:SENSe:DATA:TELecom:ETHernet:STReam:FILTer:MASK:SOURce:UDP? 4749
:SENSe:DATA:TELecom:ETHernet:STReam:FILTer:MASK:TOS 4750
:SENSe:DATA:TELecom:ETHernet:STReam:FILTer:MASK:TOS:IPVersion 4751
:SENSe:DATA:TELecom:ETHernet:STReam:FILTer:MASK:TOS:IPVersion? 4752
:SENSe:DATA:TELecom:ETHernet:STReam:FILTer:MASK:TOS? 4754
:SENSe:DATA:TELecom:ETHernet:STReam:FILTer:MASK:VLAN:ID 4756
:SENSe:DATA:TELecom:ETHernet:STReam:FILTer:MASK:VLAN:ID? 4757
:SENSe:DATA:TELecom:ETHernet:STReam:FILTer:MASK:VLAN:PRIority 4758
:SENSe:DATA:TELecom:ETHernet:STReam:FILTer:MASK:VLAN:PRIority? 4760
:SENSe:DATA:TELecom:ETHernet:STReam:FILTer:MCOS[1..n] 4762
:SENSe:DATA:TELecom:ETHernet:STReam:FILTer:MCOS[1..n]? 4763
:SENSe:DATA:TELecom:ETHernet:STReam:FILTer:MLABel[1..n] 4764
:SENSe:DATA:TELecom:ETHernet:STReam:FILTer:MLABel[1..n]? 4765
:SENSe:DATA:TELecom:ETHernet:STReam:FILTer:NHEader:IPVersion 4766
:SENSe:DATA:TELecom:ETHernet:STReam:FILTer:NHEader:IPVersion? 4767
:SENSe:DATA:TELecom:ETHernet:STReam:FILTer:OPERator 4769
:SENSe:DATA:TELecom:ETHernet:STReam:FILTer:OPERator:NOT 4770
:SENSe:DATA:TELecom:ETHernet:STReam:FILTer:OPERator:NOT? 4771
:SENSe:DATA:TELecom:ETHernet:STReam:FILTer:OPERator? 4772
:SENSe:DATA:TELecom:ETHernet:STReam:FILTer:PRECedence 4773
:SENSe:DATA:TELecom:ETHernet:STReam:FILTer:PRECedence:IPVersion 4774
:SENSe:DATA:TELecom:ETHernet:STReam:FILTer:PRECedence:IPVersion? 4775
:SENSe:DATA:TELecom:ETHernet:STReam:FILTer:PRECedence? 4776
:SENSe:DATA:TELecom:ETHernet:STReam:FILTer:SOURce:IP 4778
:SENSe:DATA:TELecom:ETHernet:STReam:FILTer:SOURce:IP? 4779
:SENSe:DATA:TELecom:ETHernet:STReam:FILTer:SOURce:IPVersion 4780
:SENSe:DATA:TELecom:ETHernet:STReam:FILTer:SOURce:IPVersion? 4781
:SENSe:DATA:TELecom:ETHernet:STReam:FILTer:SOURce:MAC 4782
:SENSe:DATA:TELecom:ETHernet:STReam:FILTer:SOURce:MAC? 4783
:SENSe:DATA:TELecom:ETHernet:STReam:FILTer:SOURce:TCP 4784
:SENSe:DATA:TELecom:ETHernet:STReam:FILTer:SOURce:TCP? 4785
:SENSe:DATA:TELecom:ETHernet:STReam:FILTer:SOURce:UDP 4787
:SENSe:DATA:TELecom:ETHernet:STReam:FILTer:SOURce:UDP? 4788
:SENSe:DATA:TELecom:ETHernet:STReam:FILTer:TOS 4790
:SENSe:DATA:TELecom:ETHernet:STReam:FILTer:TOS:IPVersion 4791
:SENSe:DATA:TELecom:ETHernet:STReam:FILTer:TOS:IPVersion? 4792
:SENSe:DATA:TELecom:ETHernet:STReam:FILTer:TOS? 4793
:SENSe:DATA:TELecom:ETHernet:STReam:FILTer:TYPE 4795
:SENSe:DATA:TELecom:ETHernet:STReam:FILTer:TYPE? 4796
:SENSe:DATA:TELecom:ETHernet:STReam:FILTer:VLAN:ID 4797
:SENSe:DATA:TELecom:ETHernet:STReam:FILTer:VLAN:ID? 4799
:SENSe:DATA:TELecom:ETHernet:STReam:FILTer:VLAN:PRIority 4801
:SENSe:DATA:TELecom:ETHernet:STReam:FILTer:VLAN:PRIority? 4803

:SENSe:DATA:TELecom:ETHernet:STReam:FILTer? 4805
Packet Capture 4806
:FETCh:DATA:TELecom:ETHernet:BUFFer:UTILization? 4806
:FETCh:DATA:TELecom:ETHernet:CFG:STATus? 4807
:FETCh:DATA:TELecom:ETHernet:FRAMe:COUNt? 4808
:FETCh:DATA:TELecom:ETHernet:STATus? 4809
:FETCh:DATA:TELecom:ETHernet:TRIGger:ERRor? 4810
:SOURce:DATA:TELecom:CAPTure:BYTE 4811
:SOURce:DATA:TELecom:CAPTure:BYTE? 4812
:SOURce:DATA:TELecom:CAPTure:FILTer:TYPE 4813
:SOURce:DATA:TELecom:CAPTure:FILTer:TYPE? 4814
:SOURce:DATA:TELecom:CAPTure:FRAMe:SIZE 4815
:SOURce:DATA:TELecom:CAPTure:FRAMe:SIZE? 4816
:SOURce:DATA:TELecom:CAPTure:TRIGger 4817
:SOURce:DATA:TELecom:CAPTure:TRIGger? 4818
:SOURce:DATA:TELecom:CAPTure:TSOurce 4819
:SOURce:DATA:TELecom:CAPTure:TSOurce:TYPE 4820
:SOURce:DATA:TELecom:CAPTure:TSOurce:TYPE? 4821
:SOURce:DATA:TELecom:CAPTure:TSOurce? 4822
:SOURce:DATA:TELecom:ETHernet:GLOBal:CONTrol 4823
:SOURce:DATA:TELecom:ETHernet:GLOBal:CONTrol? 4824
Triggered Frame Details 4825
:SENSe:DATA:TELecom:CAPTure:TSOurce:DESTination:IP? 4825
:SENSe:DATA:TELecom:CAPTure:TSOurce:DESTination:MAC? 4826
:SENSe:DATA:TELecom:CAPTure:TSOurce:DESTination:PORT? 4827
:SENSe:DATA:TELecom:CAPTure:TSOurce:FNUMber? 4828
:SENSe:DATA:TELecom:CAPTure:TSOurce:SOURce:IP? 4829
:SENSe:DATA:TELecom:CAPTure:TSOurce:SOURce:MAC? 4830
:SENSe:DATA:TELecom:CAPTure:TSOurce:SOURce:PORT? 4831
Filter Configuration 4832
:SENSe:DATA:TELecom:ETHernet:FMATch:FILTer:BRACket:CLOSe 4832
:SENSe:DATA:TELecom:ETHernet:FMATch:FILTer:BRACket:CLOSe? 4833
:SENSe:DATA:TELecom:ETHernet:FMATch:FILTer:BRACket:OPEN 4834
:SENSe:DATA:TELecom:ETHernet:FMATch:FILTer:BRACket:OPEN? 4835
:SENSe:DATA:TELecom:ETHernet:FMATch:FILTer:DESTination:IP 4836
:SENSe:DATA:TELecom:ETHernet:FMATch:FILTer:DESTination:IP? 4837
:SENSe:DATA:TELecom:ETHernet:FMATch:FILTer:DESTination:IPVersion 4838
:SENSe:DATA:TELecom:ETHernet:FMATch:FILTer:DESTination:IPVersion? 4839
:SENSe:DATA:TELecom:ETHernet:FMATch:FILTer:DESTination:MAC 4840
:SENSe:DATA:TELecom:ETHernet:FMATch:FILTer:DESTination:MAC? 4841
:SENSe:DATA:TELecom:ETHernet:FMATch:FILTer:DESTination:TCP 4842
:SENSe:DATA:TELecom:ETHernet:FMATch:FILTer:DESTination:TCP? 4843
:SENSe:DATA:TELecom:ETHernet:FMATch:FILTer:DESTination:UDP 4844
:SENSe:DATA:TELecom:ETHernet:FMATch:FILTer:DESTination:UDP? 4845
:SENSe:DATA:TELecom:ETHernet:FMATch:FILTer:DSERvices 4846
:SENSe:DATA:TELecom:ETHernet:FMATch:FILTer:DSERvices:IPVersion 4847
:SENSe:DATA:TELecom:ETHernet:FMATch:FILTer:DSERvices:IPVersion? 4848
:SENSe:DATA:TELecom:ETHernet:FMATch:FILTer:DSERvices? 4849

:SENSe:DATA:TELecom:ETHernet:FMATch:FILTer:ETHertype 4850
:SENSe:DATA:TELecom:ETHernet:FMATch:FILTer:ETHertype? 4851
:SENSe:DATA:TELecom:ETHernet:FMATch:FILTer:FLABel:IPVersion 4852
:SENSe:DATA:TELecom:ETHernet:FMATch:FILTer:FLABel:IPVersion? 4853
:SENSe:DATA:TELecom:ETHernet:FMATch:FILTer:FRAMe:FORMat 4854
:SENSe:DATA:TELecom:ETHernet:FMATch:FILTer:FRAMe:FORMat? 4855
:SENSe:DATA:TELecom:ETHernet:FMATch:FILTer:IPPRotocol 4856
:SENSe:DATA:TELecom:ETHernet:FMATch:FILTer:IPPRotocol? 4857
:SENSe:DATA:TELecom:ETHernet:FMATch:FILTer:MASK:DESTination:IP 4858
:SENSe:DATA:TELecom:ETHernet:FMATch:FILTer:MASK:DESTination:IP? 4859
:SENSe:DATA:TELecom:ETHernet:FMATch:FILTer:MASK:DESTination:IPVersion 4860
:SENSe:DATA:TELecom:ETHernet:FMATch:FILTer:MASK:DESTination:IPVersion? 4861
:SENSe:DATA:TELecom:ETHernet:FMATch:FILTer:MASK:DESTination:MAC 4862
:SENSe:DATA:TELecom:ETHernet:FMATch:FILTer:MASK:DESTination:MAC? 4863
:SENSe:DATA:TELecom:ETHernet:FMATch:FILTer:MASK:DESTination:TCP 4864
:SENSe:DATA:TELecom:ETHernet:FMATch:FILTer:MASK:DESTination:TCP? 4865
:SENSe:DATA:TELecom:ETHernet:FMATch:FILTer:MASK:DESTination:UDP 4866
:SENSe:DATA:TELecom:ETHernet:FMATch:FILTer:MASK:DESTination:UDP? 4867
:SENSe:DATA:TELecom:ETHernet:FMATch:FILTer:MASK:DSERvices 4868
:SENSe:DATA:TELecom:ETHernet:FMATch:FILTer:MASK:DSERvices:IPVersion 4869
:SENSe:DATA:TELecom:ETHernet:FMATch:FILTer:MASK:DSERvices:IPVersion? 4870
:SENSe:DATA:TELecom:ETHernet:FMATch:FILTer:MASK:DSERvices? 4871
:SENSe:DATA:TELecom:ETHernet:FMATch:FILTer:MASK:ETHertype 4872
:SENSe:DATA:TELecom:ETHernet:FMATch:FILTer:MASK:ETHertype? 4873
:SENSe:DATA:TELecom:ETHernet:FMATch:FILTer:MASK:FLABel:IPVersion 4874
:SENSe:DATA:TELecom:ETHernet:FMATch:FILTer:MASK:FLABel:IPVersion? 4875
:SENSe:DATA:TELecom:ETHernet:FMATch:FILTer:MASK:IPPRotocol 4876
:SENSe:DATA:TELecom:ETHernet:FMATch:FILTer:MASK:IPPRotocol? 4877
:SENSe:DATA:TELecom:ETHernet:FMATch:FILTer:MASK:MCOS[1..n] 4878
:SENSe:DATA:TELecom:ETHernet:FMATch:FILTer:MASK:MCOS[1..n]? 4879
:SENSe:DATA:TELecom:ETHernet:FMATch:FILTer:MASK:MLABel[1..n] 4880
:SENSe:DATA:TELecom:ETHernet:FMATch:FILTer:MASK:MLABel[1..n]? 4881
:SENSe:DATA:TELecom:ETHernet:FMATch:FILTer:MASK:NHEader:IPVersion 4882
:SENSe:DATA:TELecom:ETHernet:FMATch:FILTer:MASK:NHEader:IPVersion? 4883
:SENSe:DATA:TELecom:ETHernet:FMATch:FILTer:MASK:PRECedence 4884
:SENSe:DATA:TELecom:ETHernet:FMATch:FILTer:MASK:PRECedence:IPVersion 4885
:SENSe:DATA:TELecom:ETHernet:FMATch:FILTer:MASK:PRECedence:IPVersion? 4886
:SENSe:DATA:TELecom:ETHernet:FMATch:FILTer:MASK:PRECedence? 4887
:SENSe:DATA:TELecom:ETHernet:FMATch:FILTer:MASK:SOURce:IP 4888
:SENSe:DATA:TELecom:ETHernet:FMATch:FILTer:MASK:SOURce:IP? 4889
:SENSe:DATA:TELecom:ETHernet:FMATch:FILTer:MASK:SOURce:IPVersion 4890
:SENSe:DATA:TELecom:ETHernet:FMATch:FILTer:MASK:SOURce:IPVersion? 4891
:SENSe:DATA:TELecom:ETHernet:FMATch:FILTer:MASK:SOURce:MAC 4892
:SENSe:DATA:TELecom:ETHernet:FMATch:FILTer:MASK:SOURce:MAC? 4893
:SENSe:DATA:TELecom:ETHernet:FMATch:FILTer:MASK:SOURce:TCP 4894
:SENSe:DATA:TELecom:ETHernet:FMATch:FILTer:MASK:SOURce:TCP? 4895
:SENSe:DATA:TELecom:ETHernet:FMATch:FILTer:MASK:SOURce:UDP 4896
:SENSe:DATA:TELecom:ETHernet:FMATch:FILTer:MASK:SOURce:UDP? 4897

:SENSe:DATA:TELecom:ETHernet:FMATch:FILTer:MASK:TOS 4898
:SENSe:DATA:TELecom:ETHernet:FMATch:FILTer:MASK:TOS:IPVersion 4899
:SENSe:DATA:TELecom:ETHernet:FMATch:FILTer:MASK:TOS:IPVersion? 4900
:SENSe:DATA:TELecom:ETHernet:FMATch:FILTer:MASK:TOS? 4901
:SENSe:DATA:TELecom:ETHernet:FMATch:FILTer:MASK:VLAN:ID 4902
:SENSe:DATA:TELecom:ETHernet:FMATch:FILTer:MASK:VLAN:ID? 4903
:SENSe:DATA:TELecom:ETHernet:FMATch:FILTer:MASK:VLAN:PRIority 4904
:SENSe:DATA:TELecom:ETHernet:FMATch:FILTer:MASK:VLAN:PRIority? 4905
:SENSe:DATA:TELecom:ETHernet:FMATch:FILTer:MCOS[1..n] 4907
:SENSe:DATA:TELecom:ETHernet:FMATch:FILTer:MCOS[1..n]? 4908
:SENSe:DATA:TELecom:ETHernet:FMATch:FILTer:MLABel[1..n] 4909
:SENSe:DATA:TELecom:ETHernet:FMATch:FILTer:MLABel[1..n]? 4910
:SENSe:DATA:TELecom:ETHernet:FMATch:FILTer:NHEader:IPVersion 4911
:SENSe:DATA:TELecom:ETHernet:FMATch:FILTer:NHEader:IPVersion? 4912
:SENSe:DATA:TELecom:ETHernet:FMATch:FILTer:OPERator 4913
:SENSe:DATA:TELecom:ETHernet:FMATch:FILTer:OPERator:NOT 4914
:SENSe:DATA:TELecom:ETHernet:FMATch:FILTer:OPERator:NOT? 4915
:SENSe:DATA:TELecom:ETHernet:FMATch:FILTer:OPERator? 4916
:SENSe:DATA:TELecom:ETHernet:FMATch:FILTer:PRECedence 4917
:SENSe:DATA:TELecom:ETHernet:FMATch:FILTer:PRECedence:IPVersion 4918
:SENSe:DATA:TELecom:ETHernet:FMATch:FILTer:PRECedence:IPVersion? 4919
:SENSe:DATA:TELecom:ETHernet:FMATch:FILTer:PRECedence? 4920
:SENSe:DATA:TELecom:ETHernet:FMATch:FILTer:SOURce:IP 4921
:SENSe:DATA:TELecom:ETHernet:FMATch:FILTer:SOURce:IP? 4922
:SENSe:DATA:TELecom:ETHernet:FMATch:FILTer:SOURce:IPVersion 4923
:SENSe:DATA:TELecom:ETHernet:FMATch:FILTer:SOURce:IPVersion? 4924
:SENSe:DATA:TELecom:ETHernet:FMATch:FILTer:SOURce:MAC 4925
:SENSe:DATA:TELecom:ETHernet:FMATch:FILTer:SOURce:MAC? 4926
:SENSe:DATA:TELecom:ETHernet:FMATch:FILTer:SOURce:TCP 4927
:SENSe:DATA:TELecom:ETHernet:FMATch:FILTer:SOURce:TCP? 4928
:SENSe:DATA:TELecom:ETHernet:FMATch:FILTer:SOURce:UDP 4929
:SENSe:DATA:TELecom:ETHernet:FMATch:FILTer:SOURce:UDP? 4930
:SENSe:DATA:TELecom:ETHernet:FMATch:FILTer:TOS 4931
:SENSe:DATA:TELecom:ETHernet:FMATch:FILTer:TOS:IPVersion 4932
:SENSe:DATA:TELecom:ETHernet:FMATch:FILTer:TOS:IPVersion? 4933
:SENSe:DATA:TELecom:ETHernet:FMATch:FILTer:TOS? 4934
:SENSe:DATA:TELecom:ETHernet:FMATch:FILTer:TYPE 4935
:SENSe:DATA:TELecom:ETHernet:FMATch:FILTer:TYPE? 4936
:SENSe:DATA:TELecom:ETHernet:FMATch:FILTer:VLAN:ID 4937
:SENSe:DATA:TELecom:ETHernet:FMATch:FILTer:VLAN:ID? 4938
:SENSe:DATA:TELecom:ETHernet:FMATch:FILTer:VLAN:PRIority 4940
:SENSe:DATA:TELecom:ETHernet:FMATch:FILTer:VLAN:PRIority? 4941
GMP 4943
:FETCh:DATA:TELecom:OTN:ODU[1..n]:GMP:RX:CMSTatus? 4943
:FETCh:DATA:TELecom:OTN:ODU[1..n]:GMP:RX:CNDStatus? 4944
:FETCh:DATA:TELecom:OTN:ODU[1..n]:GMP:TX:CMSTatus? 4945
:FETCh:DATA:TELecom:OTN:ODU[1..n]:GMP:TX:CNDStatus? 4946
Client Offset 4947

:FETCh:DATA:TELecom:ETHernet:COFFset:FREQuency? 4947
:SENSe:DATA:TELecom:ETHernet:COFFset:CONFig:EFRequency? 4948
:SENSe:DATA:TELecom:ETHernet:COFFset:CONFig:FOANalysis:ENABle 4949
:SENSe:DATA:TELecom:ETHernet:COFFset:CONFig:FOANalysis:ENABle? 4950
:SENSe:DATA:TELecom:ETHernet:COFFset:FREQuency? 4951
:SOURce:DATA:TELecom:ETHernet:COFFset:FREQuency:ENABle 4952
:SOURce:DATA:TELecom:ETHernet:COFFset:FREQuency:ENABle? 4953
:SOURce:DATA:TELecom:ETHernet:COFFset:FREQuency:OFFSet 4954
:SOURce:DATA:TELecom:ETHernet:COFFset:FREQuency:OFFSet? 4955
Traffic Scan 4956
:FETCh:DATA:TELecom:TSCan:DISCovered? 4956
:FETCh:DATA:TELecom:TSCan:LINK:RATE? 4957
:FETCh:DATA:TELecom:TSCan:LIST? 4958
:FETCh:DATA:TELecom:TSCan:LREached:STATus? 4959
:FETCh:DATA:TELecom:TSCan:STATistics:FCOunt:TOTal? 4960
:FETCh:DATA:TELecom:TSCan:STATistics:RATE:TOTal? 4961
:SOURce:DATA:TELecom:TSCan:LEVel:TYPE 4962
:SOURce:DATA:TELecom:TSCan:LEVel:TYPE? 4963
:SOURce:DATA:TELecom:TSCan:SCAN:ENABle 4964
:SOURce:DATA:TELecom:TSCan:SCAN:ENABle? 4965
S-OAM Link Trace 4966
:FETCh:DATA:TELecom:SOAM:LINK:TRACe:RESult:INValid:LTR? 4966
:FETCh:DATA:TELecom:SOAM:LINK:TRACe:RESult:LTR:TIMeout? 4967
:FETCh:DATA:TELecom:SOAM:LINK:TRACe:RESult:RX:LTR? 4968
:FETCh:DATA:TELecom:SOAM:LINK:TRACe:RESult:TX:LTM? 4969
:FETCh:DATA:TELecom:SOAM:LINK:TRACe:RESult? 4970
:FETCh:DATA:TELecom:SOAM:LINK:TRACe:STATus? 4971
:SENSe:DATA:TELecom:SOAM:LINK:TRACe:DROP:ELIGible 4972
:SENSe:DATA:TELecom:SOAM:LINK:TRACe:DROP:ELIGible? 4973
:SENSe:DATA:TELecom:SOAM:LINK:TRACe:ENABle 4974
:SENSe:DATA:TELecom:SOAM:LINK:TRACe:ENABle? 4975
:SENSe:DATA:TELecom:SOAM:LINK:TRACe:PRIority 4976
:SENSe:DATA:TELecom:SOAM:LINK:TRACe:PRIority? 4977
:SENSe:DATA:TELecom:SOAM:LINK:TRACe:TTL 4978
:SENSe:DATA:TELecom:SOAM:LINK:TRACe:TTL? 4979
Signaling Bits 4980
:FETCh:DATA:TELecom:DSN:SIGNalbit:VALue? 4980
:FETCh:DATA:TELecom:PDH:SIGNalbit:VALue? 4981
:SOURce:DATA:TELecom:DS[1..n]:SIGNaling:CONTent 4982
:SOURce:DATA:TELecom:DS[1..n]:SIGNaling:CONTent? 4983
:SOURce:DATA:TELecom:DS[1..n]:SIGNaling:MODE 4984
:SOURce:DATA:TELecom:DS[1..n]:SIGNaling:MODE? 4985
:SOURce:DATA:TELecom:E[1..n]:SIGNaling:CONTent 4986
:SOURce:DATA:TELecom:E[1..n]:SIGNaling:CONTent? 4987
OH BERT 4988
:FETCh:DATA:TELecom:OTN:GCC:ALARm:CURRent? 4988
:FETCh:DATA:TELecom:OTN:GCC:ALARm:HISTory? 4990
:FETCh:DATA:TELecom:OTN:GCC:ALARm:PATTern? 4992

:FETCh:DATA:TELecom:OTN:GCC:ALARm:SEConds? 4994
:FETCh:DATA:TELecom:OTN:GCC:ERRor:COUNt? 4996
:FETCh:DATA:TELecom:OTN:GCC:ERRor:CURRent? 4998
:FETCh:DATA:TELecom:OTN:GCC:ERRor:HISTory? 5000
:FETCh:DATA:TELecom:OTN:GCC:ERRor:RATE? 5002
:FETCh:DATA:TELecom:OTN:GCC:ERRor:SEConds? 5004
:SOURce:DATA:TELecom:OTN:GCC:ENAble 5006
:SOURce:DATA:TELecom:OTN:GCC:ENAble? 5008
:SOURce:DATA:TELecom:OTN:GCC:ERRor:MANual:INJect 5010
:SOURce:DATA:TELecom:OTN:GCC:MODE 5011
:SOURce:DATA:TELecom:OTN:GCC:MODE? 5012
:SOURce:DATA:TELecom:OTN:GCC:OBERt 5013
:SOURce:DATA:TELecom:OTN:GCC:OBERt? 5014
:SOURce:DATA:TELecom:OTN:GCC:PATtern:POLarity 5015
:SOURce:DATA:TELecom:OTN:GCC:PATtern:POLarity? 5016
:SOURce:DATA:TELecom:OTN:GCC:RESet 5017
FlexE/FlexO Advanced 5018
:FETCh:DATA:TELecom:FETHernet:GROup:PNUMber:RX? 5018
:FETCh:DATA:TELecom:FETHernet:PHY:SKEW:RX? 5019
:FETCh:DATA:TELecom:FOTN:INSTance:SKEW:RX? 5020
:SOURce:DATA:TELecom:FETHernet:PHY:SKEW:THReshold 5021
:SOURce:DATA:TELecom:FETHernet:PHY:SKEW:THReshold:RESet 5022
:SOURce:DATA:TELecom:FETHernet:PHY:SKEW:THReshold? 5023
:SOURce:DATA:TELecom:FOTN:INSTance:SKEW:THReshold 5024
:SOURce:DATA:TELecom:FOTN:INSTance:SKEW:THReshold:RESet 5025
:SOURce:DATA:TELecom:FOTN:INSTance:SKEW:THReshold? 5026
:SOURce:DATA:TELecom:FOTN:INSTance:SKEW:TX 5027
:SOURce:DATA:TELecom:FOTN:INSTance:SKEW:TX:RESet 5028
:SOURce:DATA:TELecom:FOTN:INSTance:SKEW:TX? 5029
Reset/Manual Skew 5030
:SOURce:DATA:TELecom:FETHernet:PHY:SKEW:TX 5030
:SOURce:DATA:TELecom:FETHernet:PHY:SKEW:TX:RESet 5031
:SOURce:DATA:TELecom:FETHernet:PHY:SKEW:TX? 5032
Discover Remote Button 5033
:FETCh:DATA:TELecom:ETHernet:DUALtest:STATistics? 5033
:FETCh:DATA:TELecom:ETHernet:REMote:RSCStatus? 5034
:FETCh:DATA:TELecom:ETHernet:REMote:TPARty:MODule:ID? 5035
:FETCh:DATA:TELecom:ETHernet:REMote:TPARty:MODule:STATus? 5036
:SOURce:DATA:TELecom:ETHernet:REMote:CONNect 5037
:SOURce:DATA:TELecom:ETHernet:REMote:CONNect? 5038
:SOURce:DATA:TELecom:ETHernet:REMote:DISConnect 5039
:SOURce:DATA:TELecom:ETHernet:REMote:LOOP:DOWN 5040
:SOURce:DATA:TELecom:ETHernet:REMote:LOOP:UP 5041
:SOURce:DATA:TELecom:ETHernet:REMote:MODule:TYPE 5042
:SOURce:DATA:TELecom:ETHernet:REMote:MODule:TYPE? 5043
:SOURce:DATA:TELecom:ETHernet:REMote:SCANtarget:TYPE 5044
:SOURce:DATA:TELecom:ETHernet:REMote:SCANtarget:TYPE? 5045
:SOURce:DATA:TELecom:ETHernet:REMote:SSUBnet 5046

:SOURce:DATA:TELecom:ETHernet:REMote:SSUBnet? 5047
:SOURce:DATA:TELecom:ETHernet:REMote:TPARty:DESTination:IP 5048
:SOURce:DATA:TELecom:ETHernet:REMote:TPARty:DESTination:IP? 5049
:SOURce:DATA:TELecom:ETHernet:REMote:TPARty:DESTination:MAC 5050
:SOURce:DATA:TELecom:ETHernet:REMote:TPARty:DESTination:MAC? 5051
:SOURce:DATA:TELecom:ETHernet:REMote:TPARty:DESTination:PORT 5052
:SOURce:DATA:TELecom:ETHernet:REMote:TPARty:DESTination:PORT? 5053
:SOURce:DATA:TELecom:ETHernet:REMote:TPARty:DESTination:USTReam 5054
:SOURce:DATA:TELecom:ETHernet:REMote:TPARty:DESTination:USTReam? 5055
:SOURce:DATA:TELecom:ETHernet:REMote:TPARty:LOOP:DOWN 5056
:SOURce:DATA:TELecom:ETHernet:REMote:TPARty:LOOP:LAYer 5057
:SOURce:DATA:TELecom:ETHernet:REMote:TPARty:LOOP:LAYer? 5058
:SOURce:DATA:TELecom:ETHernet:REMote:TPARty:LOOP:UP 5059
Lpbk Tool Button (Loopback Tool) 5060
:FETCh:DATA:TELecom:SOAM:SLTool:TRAFfic:RESPonder:RX:COUNt? 5060
:FETCh:DATA:TELecom:SOAM:SLTool:TRAFfic:RESPonder:RX:TOTal? 5061
:FETCh:DATA:TELecom:SOAM:SLTool:TRAFfic:RESPonder:TX:COUNt? 5062
:FETCh:DATA:TELecom:SOAM:SLTool:TRAFfic:RESPonder:TX:TOTal? 5063
:FETCh:DATA:TELecom:TEST:SLTool:STARt:TIME? 5064
:FETCh:DATA:TELecom:TEST:SLTool:STATus? 5065
:SENSe:DATA:TELecom:ETHernet:SLTool:PACKet:BANDwidth? 5066
:SENSe:DATA:TELecom:ETHernet:SLTool:PACKet:FRAMe:COUNt? 5067
:SENSe:DATA:TELecom:ETHernet:SLTool:PACKet:FRAMe:RATE? 5068
:SENSe:DATA:TELecom:ETHernet:SLTool:PACKet:LINE:UTILization? 5069
:SOURce:DATA:TELecom:ETHernet:SLTool:ENABle 5070
:SOURce:DATA:TELecom:ETHernet:SLTool:ENABle? 5071
:SOURce:DATA:TELecom:ETHernet:SLTool:SLOopback:MODE 5072
:SOURce:DATA:TELecom:ETHernet:SLTool:SLOopback:MODE? 5073
:SOURce:DATA:TELecom:ETHernet:SLTool:SLOopback:TRANsparent:MODE:ENABle 5074
:SOURce:DATA:TELecom:ETHernet:SLTool:SLOopback:TRANsparent:MODE:ENABle? 5075
:SOURce:DATA:TELecom:ETHernet:SLTool:TEST 5076
:SOURce:DATA:TELecom:ETHernet:SLTool:TEST? 5077
:SOURce:DATA:TELecom:SOAM:SLTool:RESPonder:ENABle 5078
:SOURce:DATA:TELecom:SOAM:SLTool:RESPonder:ENABle? 5079
Lpbk Tool Button (Interface) 5080
:FETCh:DATA:TELecom:ETHernet:SLTool:ALARm:LINK? 5080
:FETCh:DATA:TELecom:ETHernet:SLTool:PORT:BANDwidth? 5081
:FETCh:DATA:TELecom:ETHernet:SLTool:PORT:DUPLex? 5082
:FETCh:DATA:TELecom:ETHernet:SLTool:PORT:FCONtrol? 5083
:FETCh:DATA:TELecom:ETHernet:SLTool:PORT:LOCal:CLOCk? 5084
:INPut:TELecom:SLTool:BACKplane:CLOCk? 5085
:SENSe:DATA:TELecom:ELECtrical:SLTool:PORT:FREQuency? 5086
:SENSe:DATA:TELecom:OPTical:SLTool:LASer:WAVelength? 5087
:SENSe:DATA:TELecom:OPTical:SLTool:PORT:FREQuency? 5088
:SENSe:DATA:TELecom:OPTical:SLTool:POWer:RANGe? 5089
:SENSe:DATA:TELecom:OPTical:SLTool:RX:POWer? 5090
:SENSe:DATA:TELecom:OPTical:SLTool:TUNable:CHANnel:NUMBer? 5091
:SENSe:DATA:TELecom:OPTical:SLTool:TUNable:CHANnel:SPACing? 5092

:SENSe:DATA:TELecom:OPTical:SLTool:TUNable:FREQency? 5093
:SOURce:DATA:TELecom:ETHernet:SLTool:PORT:ANEGotiation:BANDwidth 5094
:SOURce:DATA:TELecom:ETHernet:SLTool:PORT:ANEGotiation:BANDwidth? 5095
:SOURce:DATA:TELecom:ETHernet:SLTool:PORT:ANEGotiation:DUPLex 5096
:SOURce:DATA:TELecom:ETHernet:SLTool:PORT:ANEGotiation:DUPLex? 5097
:SOURce:DATA:TELecom:ETHernet:SLTool:PORT:ANEGotiation:FCONtrol? 5098
:SOURce:DATA:TELecom:ETHernet:SLTool:PORT:BANDwidth 5099
:SOURce:DATA:TELecom:ETHernet:SLTool:PORT:BANDwidth? 5100
:SOURce:DATA:TELecom:ETHernet:SLTool:PORT:CABLe:MODE 5101
:SOURce:DATA:TELecom:ETHernet:SLTool:PORT:CABLe:MODE:STATus 5102
:SOURce:DATA:TELecom:ETHernet:SLTool:PORT:CABLe:MODE:STATus? 5103
:SOURce:DATA:TELecom:ETHernet:SLTool:PORT:CABLe:MODE? 5104
:SOURce:DATA:TELecom:ETHernet:SLTool:PORT:DUPLex? 5105
:SOURce:DATA:TELecom:ETHernet:SLTool:PORT:FCONtrol? 5106
:SOURce:DATA:TELecom:ETHernet:SLTool:PORT:LOCal:CLOCk 5107
:SOURce:DATA:TELecom:ETHernet:SLTool:PORT:LOCal:CLOCk? 5108
:SOURce:DATA:TELecom:ETHernet:SLTool:PORT:NEGotiation 5109
:SOURce:DATA:TELecom:ETHernet:SLTool:PORT:NEGotiation? 5110
:SOURce:DATA:TELecom:ETHernet:SLTool:PORT:TRANsceiver 5111
:SOURce:DATA:TELecom:ETHernet:SLTool:PORT:TRANsceiver? 5112
:SOURce:DATA:TELecom:OPTical:SLTool:TUNable:WAVelength 5113
:SOURce:DATA:TELecom:OPTical:SLTool:TUNable:WAVelength? 5114
:SOURce:DATA:TELecom:SLTool:ITYPe 5115
:SOURce:DATA:TELecom:SLTool:ITYPe? 5116
:SOURce:DATA:TELecom:VERDict:ENABle 5117
:SOURce:DATA:TELecom:VERDict:ENABle? 5118

10 Obsolete SCPI Commands and Parameters 5119

Obsolete SCPI Commands 5119
Obsolete Parameters 5121

11 SCPI Script Samples 5123

OTN BERT Script Sample for FTBx-88200NGE 5123
EtherBERT Script Sample for FTBx-88200NGE 5128

1 Introducing the 88xx/8xx SCPI Commands

The 88xx/8xx modules can be remotely controlled using SCPI commands. You can also use these commands directly on the unit to build scripts to automate test processes.

The SCPI commands described in this user guide cover the modules listed in the following table. However not all commands and options are available on all modules.

Application	Platform	Modules
Power Blazer	FTB-2 FTB-2 Pro FTB-4 Pro LTB-2 LTB-8	8870 8880 88200NGE 88260 88400NGE 88460
NetBlazer[a]	FTB-1v2 (modular back)	8870 8880 88200NGE 88260
	FTB-1v2 (non-modular back)	720Gv2 730Gv2 870v2 870Q 880v2 880Q 890 890NGE

a. Operating the NetBlazer instrument uses the same amount of resources than the NetBlazer application that is, the same limitations are applicable. Refer to **Starting the Module Application** from the NetBlazer user guide for more information.

Conventions

Before using the product described in this guide, you should understand the following conventions:



WARNING

Indicates a potentially hazardous situation which, if not avoided, could result in *death or serious injury*. Do not proceed unless you understand and meet the required conditions.



CAUTION

Indicates a potentially hazardous situation which, if not avoided, may result in *minor or moderate injury*. Do not proceed unless you understand and meet the required conditions.



CAUTION

Indicates a potentially hazardous situation which, if not avoided, may result in *component damage*. Do not proceed unless you understand and meet the required conditions.



IMPORTANT

Refers to information about this product you should not overlook.

2 Getting Started

This section contains a brief summary of the 88xx/8xx specific commands.

Following steps will give an idea about the command and sequence of commands to execute and perform a specific test.

To create a BERT test for example:

1. *CLS

   This command clears the register of module.

2. INST:CAT:FULL?

   This command will detect the module attached to the platform back panel and return the name of the module and its position with Unit number and Slot number.

   For example "FTB-88xxx-Power Blazer", 10. This information is added with LINS keyword before each and every SCPI command. Following SCPI commands describes the use of LINS.

3. LINS10:SOURce:DATA:TELecom:TEST:TYPE EBERT

   This command selects Ethernet Bert Test.

4. LINS10:SOURce:DATA:TELecom:ITYPe LANE4X10

   This command sets the interface type as 4X10.

5. LINS10:SOURce:DATA:TELecom:ITYPe?

   This query returns the interface type as 4X10.

6. LINS10:SOURce:DATA:TELecom:ETHernet:PORT:TRANsceiver CFP

   This command selects the type of connector as CFP.

7. LINS10:SOURce:DATA:TELecom:ETHernet:PORT:TRANsceiver?

   This query returns the type of connector.

8. LINS10:SOURce:DATA:TELecom:ETHernet:BERT:FRAMing FRAMEDLAYER2

   This command selects the framing type as FRAMEDLAYER2.

9. LINS10:SOURce:DATA:TELecom:ETHernet:BERT:FRAMing?

This query returns the framing type.

10. LINS10:SENSe:DATA:TELecom:ALASer ON

This command enables or disables the status of all lasers.

11. LINS10:SENSe:DATA:TELecom:ALASer?

This query returns the current state of all lasers.

12. LINS10:SOURce:DATA:TELecom:PATTern:TYPE PRBs2E9

This command selects the payload pattern type for the transmitter as PRBS2E9.

13. LINS10:SOURce:DATA:TELecom:PATTern:TYPE?

This query returns the payload pattern type of the transmitter.

14. LINS10:SOURce:DATA:TELecom:TEST ON

This command starts the manual test.

15. LINS10:SOURce:DATA:TELecom:TEST?

This query returns the status of the manual test.

16. LINS10:SOURce:DATA:TELecom:PATTern:ERRor:PATTern:MANual: TYPE BIT

This command sets the type of pattern error as BIT.

17. LINS10:SOURce:DATA:TELecom:PATTern:ERRor:PATTern:MANual: TYPE?

This query returns the type of pattern error.

18. LINS10:SOURce:DATA:TELecom:PATTern:ERRor:PATTern:AMOunt 25

This command sets the amount of pattern error to be injected into the instrument as 25.

19. LINS10:SOURce:DATA:TELecom:PATTern:ERRor:PATTern:AMOunt?

This query returns the amount of pattern error injected into the instrument.

20. LINS10:SOURce:DATA:TELecom:PATTern:ERRor:PATTern:INJect

This command injects the type of pattern error.

21. LINS10:SOURce:DATA:TELecom:TEST OFF

This command stops the manual test.

Note: *In User Interface, if "--" is displayed for any field, the related SCPI results will be according to the following table conditions:*

Data Type	Has Minimum Value	Command Result
<NR1 NUMERIC RESPONSE DATA> <NR2 NUMERIC RESPONSE DATA> <NR3 NUMERIC RESPONSE DATA> <HEXADECIMAL NUMERIC RESPONSE DATA>	Yes	[Minimum value]
<NR1 NUMERIC RESPONSE DATA> <NR2 NUMERIC RESPONSE DATA> <NR3 NUMERIC RESPONSE DATA> <HEXADECIMAL NUMERIC RESPONSE DATA>	No	This data does not yet have a value, it is pending.
<STRING RESPONSE DATA> <CHARACTER RESPONSE DATA>	No	This data does not yet have a value, it is pending.

Dual Port Topology and Multi-Port Test

Port Selection

For **Dual Port** topology or multi-port test (FlexE), it is required to first select the port using the following command, then the next commands will be addressed to the selected port:

LINS10:SOURce:DATA:TELecom:PORT P1,
LINS10:SOURce:DATA:TELecom:PORT P2, etc.

Specific port command example:

LINS10:SOURce:DATA:TELecom:PORT P1

LINS10:SOURce:DATA:TELecom:ETHernet:PORT:FCONtrol TX

LINS10:SOURce:DATA:TELecom:ETHernet:PORT:FCONtrol?

LINS10:SOURce:DATA:TELecom:ETHernet:PORT:DUPLex NONE

LINS10:SOURce:DATA:TELecom:ETHernet:PORT:DUPLex?

Port Direction

The SOURce:DATA:TELecom:PORT command should only be used for specific port commands which do not have direction as parameter. For commands which have direction as parameter, use P1TOP2 and P2TOP1.

Specific port direction in Dual Port topology examples:

LINS10:SOURce:DATA:TELecom:ETHernet:ESAM:CONFig:SERVices:TPARameter:TRAPolicing:VALue 1, P1TOP2,99.0

LINS10:SOURce:DATA:TELecom:ETHernet:ESAM:CONFig:SERVices:TPARameter:TRAPolicing:VALue 1, P2TOP1,99.0

3 Communicating Through TCP/IP over Telnet

Introducing TCP/IP over Telnet

The EXFO Instrument Control provides SCPI automation or remote control over Telnet through TCP/IP as a Windows Service that continuously listens to a port from a Telnet server (FTB/IQS/LTB) on which modules to be tested are connected.

TCP/IP protocols are used for communication.

Note: *Port 5024 is designated for sending SCPI commands over Telnet, and port 5025 for sending commands over a raw (socket) communication.*

Most of Windows versions include the Telnet client and the Telnet server components. With these components, you can create a remote command console session on a remote computer.

Commands can be executed simply by logging on the server using the Telnet interface.

There are two types of commands that can be sent over Telnet: SCPI commands and internal protocol commands of the TCP/IP over Telnet service. The internal commands allow you to perform certain actions such as send SCPI commands as a script instead of one by one, force the disconnection of an active session, view the status of modules and of connected clients, etc.

Features

- A client from any operating system (Windows, Linux, or Unix) can use the freely available Telnet components to connect to the service.
- A client can connect to multiple modules at a time.
- A user can connect to multiple modules through single/multiple sessions.
- A client can execute single commands or a batch of commands.
- A user can disconnect any client/session that is already connected.

Configuring Your Unit and Modules to Work With TCP/IP over Telnet

The TCP/IP over Telnet Service, which is part of the EXFO Instrument Control, is a mediator between the Telnet client and the test instrument.

Once your unit is configured properly, any request from the Telnet client is transferred to the appropriate instrument. The instrument executes the request and returns the response to TCP/IP over Telnet accordingly.



IMPORTANT

If you are working with an FTB-1v2/FTB-1v2 Pro, an FTB-2/FTB-2 Pro/FTB-4 Pro, an LTB-1, an LTB-2, or an LTB-8 unit, before being able to control instruments with SCPI commands, you must first allow remote access to these instruments.

To allow remote access to your instruments (all units except IQS-600 and FTB-500):

1. From Mini ToolBox X or ToolBox X, tap or click the **System Settings** button.
2. Tap or click **Remote Control Configuration**.

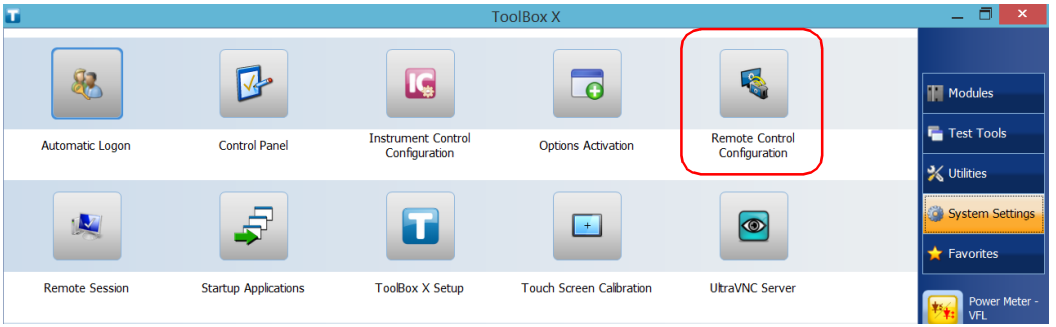

3. If necessary, tap or click **Change settings**, and then, when the application prompts you to authorize the changes to your unit (identified as “computer”), select **Yes**.

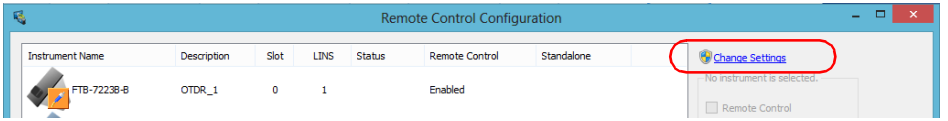

4. From the **Remote Control Configuration** window you will see all the inserted modules. Select the module for which you want to have remote access.

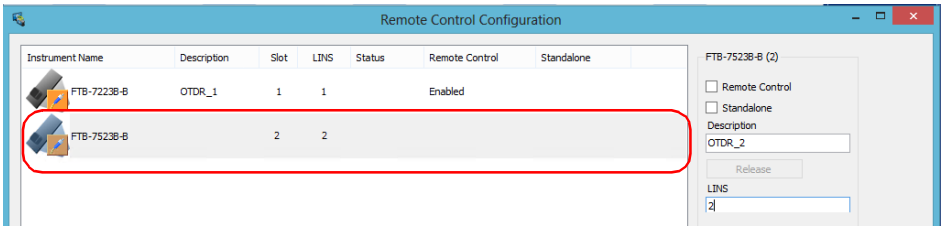

5. Set the parameters:

- ➤ Select **Remote Control** to be able to access the module remotely (via TCP/IP over Telnet or other).
- ➤ Select **Standalone** to leave the module active even if all users close their dedicated applications.

6. If desired, under **Description**, type a description that will help you identify the instrument.

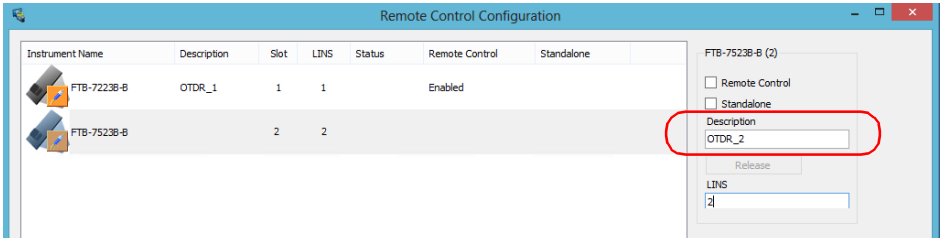

Note: *You can enter up to 10 characters. The description can correspond to the test interface ID or to any other short text of your choice.*

7. If necessary, under **LINS**, modify the logical instrument number that you will use to access the instrument remotely.

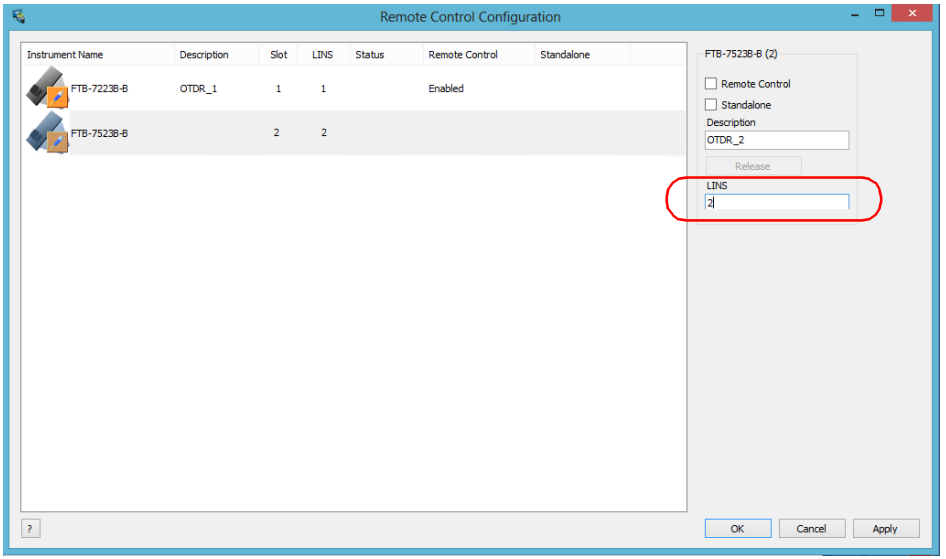

Note: *If the **LINS** column is empty, it means that the corresponding module cannot be controlled using SCPI commands.*

8. Tap or click **Apply** to confirm your changes or **OK** to apply your changes and close the window.

Note: *This information will be updated the next time you start the module application, or set Instrument Control in remote mode. Refer to the corresponding module documentation for more details.*

To activate TCP/IP over Telnet on your unit:

1. Access the Instrument Control Configuration utility:
   - ➤ On an IQS-600: From IQS Manager, click the **Utilities** function tab, and then click **Instrument Control Configuration**.
   - ➤ On an FTB-500: From ToolBox, tap the **System Settings** button, then tap **Instrument Control Configuration**.
   - ➤ On an FTB-1v2/FTB-1v2 Pro: From Mini ToolBox X, tap the **System Settings** button, then tap or click **Instrument Control Configuration**.
   - ➤ On an FTB-2/FTB-2 Pro, an FTB-4 Pro, an LTB-1, an LTB-2, or an LTB-8: From ToolBox X, tap or click the **System Settings** button, then tap or click **Instrument Control Configuration**.
2. If necessary, tap or click **Change settings**, and then, when the application prompts you to authorize the changes to your unit, select **Yes**.

IQS-600 or FTB-500

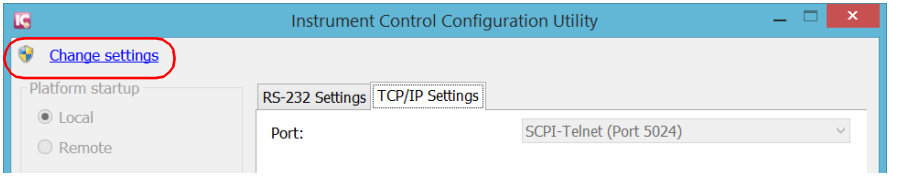

All other platforms

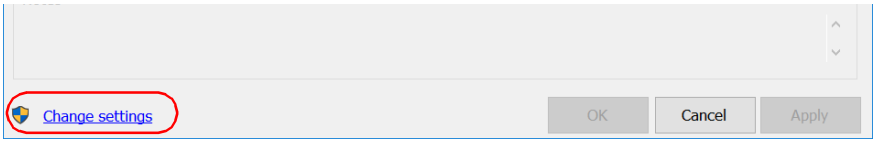

3. Allow remote control:

➤ On an IQS-600 or FTB-500: Under **Platform Startup**, select **Remote**.

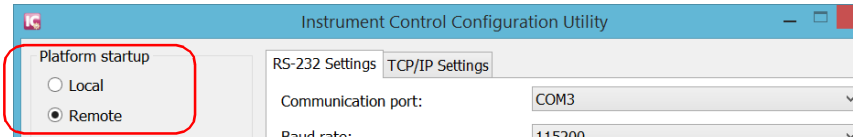

➤ On an FTB-1v2/FTB-1v2 Pro, FTB-2/FTB-2 Pro, FTB-4 Pro, LTB-1, LTB-2, or LTB-8: Select the **Allow automation on instruments** check box.

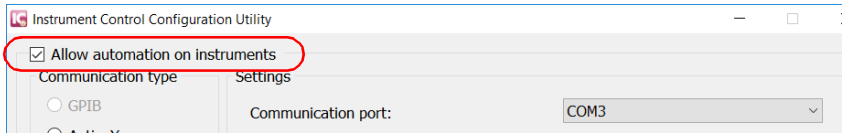

4. Under **Communication Type**, select **TCP/IP**.

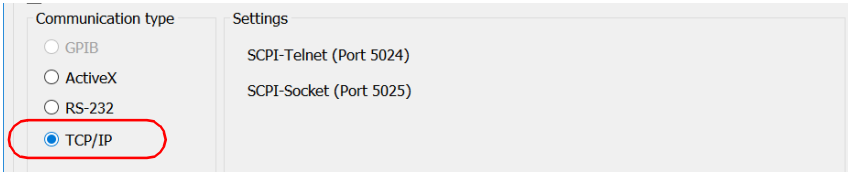

5. Tap or click **Apply**, and then **OK**.

6. Depending on the unit you are using, restart either IQS Manager, ToolBox, Mini ToolBox X, or ToolBox X.

Executing SCPI Commands Over Telnet

You can remotely control the modules by executing SCPI commands through TCP/IP over Telnet. The commands are sent remotely from the Telnet client (on a computer) to the Telnet server (in this case, the IQS, FTB, or LTB unit).

You can connect from a remote Windows client or a Linux (or Unix) remote client.

Note: *The Telnet client is available on almost all units in case you intend to use these units as computers to connect to a Telnet server. However, on an FTB-1v2, FTB-2, or LTB-1 running Windows Embedded 8 Standard, the Telnet client is not available. With these units, you must use the PuTTY application to establish communication.*

Before being able to send SCPI commands, you must first establish a connection to the Telnet service.

To execute SCPI commands over Telnet from a remote Windows client:

1. Establish a connection to the Telnet service as follows:

1a. From your computer, start Windows.

1b. On the taskbar, click **Start** (Start button ( ) under Windows 8.1 and Windows 10) and select **Run**.

Note: *Depending on the operating system,* Run *can sometimes be found under* Windows System.

1c. In the **Open** box, type *telnet*, and then click **OK**.

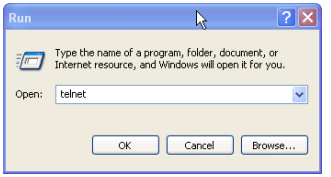

Note: *If you receive an error message, it probably means that the Telnet client is not already activated on your computer. In this case, in the* ***Open*** *box, type* pkgmgr /iu:TelnetClient*, and then click* ***OK*** *to enable the client. Once it is done, perform step 3 again.*

1d. In the displayed Telnet editor window, type the *OPEN <IP_ADDRESS_OF_TELNET_SERVER> <PORT>* command to connect to the TCP/IP Telnet Service.

Example: *open 10.192.2.45 5024*

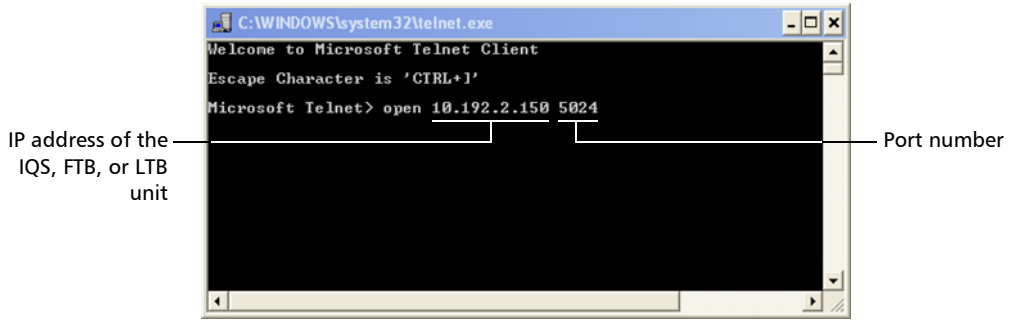

Note: *Port 5024 is designated for sending SCPI commands in the Telnet protocol.*

1e. Press ENTER to establish a connection with the Service.

Once the connection is established, the READY> prompt is displayed in the Telnet editor window.

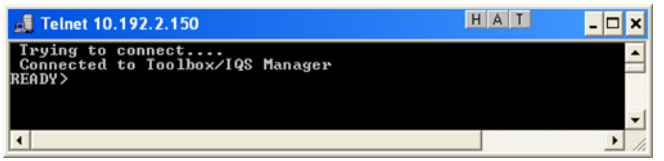

Note: *If the connection cannot be established, the **Connection to host lost** message is displayed instead.*

2. Enter the desired SCPI commands as follows:

➤ For a single SCPI command: Type or copy the desired command in the Telnet editor window, and then press ENTER to execute it.

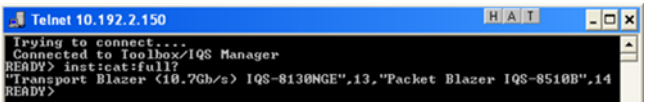

➤ For multiple SCPI commands: Copy the desired commands from any script file, enclose them in a BEGIN and END block in the Telnet editor window, and then press ENTER. For more information, see *Internal Commands of the TCP/IP over Telnet Protocol* on page 22.

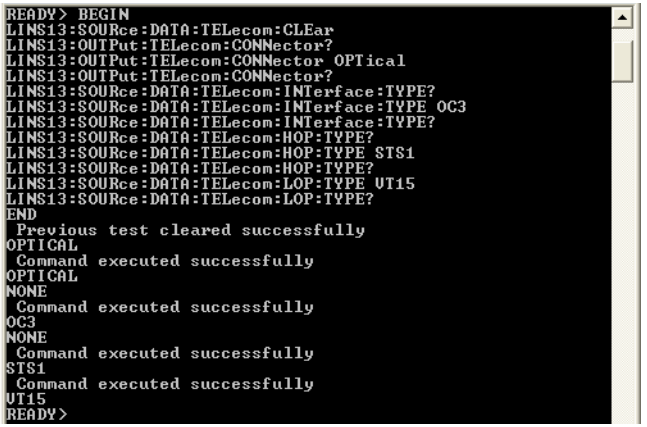

3. Click ✕ to close the session.

To execute SCPI commands over Telnet from a remote Linux client:

1. Establish a connection to the Telnet service as follows:

1a. From your computer, right-click on the desktop, and then click **Open Terminal**.

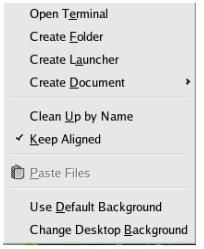

The command prompt is displayed in the Telnet editor window.

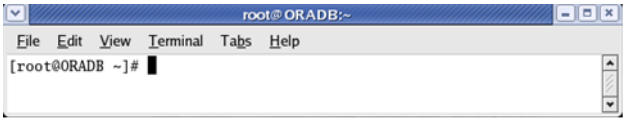

1b. Connect to the TCP/IP Telnet Service by typing the *OPEN <IP_ADDRESS_OF_TELNET_SERVER> <PORT>* command:

Example: *open 10.192.2.45 5024*

Note: *Port 5024 is designated for sending SCPI commands in the Telnet protocol.*

The connection is established when the message **Connected to Toolbox/IQS Manager** is displayed in the Telnet editor window.

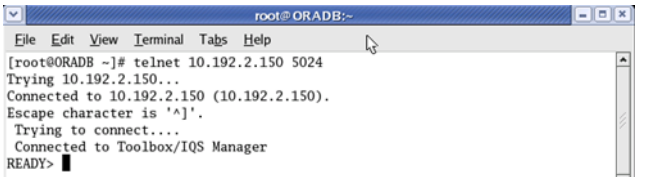

2. Enter the desired SCPI commands as follows:

➤ For a single SCPI command: Type or copy the desired command in the Telnet editor window, and then press ENTER to execute it.

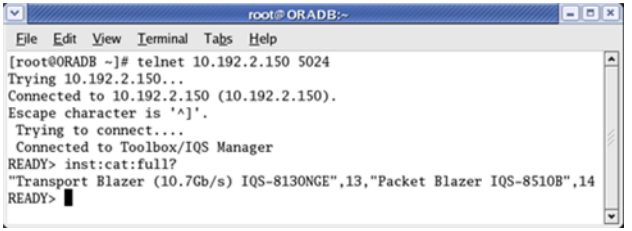

➤ For multiple SCPI commands: Copy the desired commands from any script file, enclose them in a BEGIN and END block in the Telnet editor window, and then press ENTER. For more information, see *Internal Commands of the TCP/IP over Telnet Protocol* on page 22.

3. Click  to close the session.

Accessing Modules

A session can directly access an instrument using valid LINS commands such as LINS10:SOURce:DATA:TELecom:CLEar.

However, in a context of multiple sessions, additional commands are available to inform other sessions that an instrument is currently in use.

When a session uses the CONNECT LINS command, another session using the same CONNECT LINS command will receive an error indicating that the instrument is already in use.

For example:

- SESSION 1 sends this command:
  CONNECT LINS10

  The command returns...OK

- SESSION 2 sends this command:
  CONNECT LINS10

  The commands returns...Error

At this moment, SESSION 2 knows that LINS10 is already in use by another session.

Note: *Both sessions must use these commands to ensure that they receive accurate information.*

A module is released by one of the following actions:

- Executing the CLOSE LINS command to disconnect the link with the module. For more information, see *CLOSE LINS* on page 26.
- Executing the CLOSE command to end the current session once the execution of all the desired commands has been completed. For more information, see *CLOSE* on page 25.
- Closing the current session by clicking the Close button on the Telnet editor windows' title bar.
- Shutting down and restarting the client computer.
- A network interruption.

A module can also be released when you terminate the communication by using the KILL LINS command. For more information, see *KILL LINS* on page 30.

Internal Commands of the TCP/IP over Telnet Protocol

The internal commands allow you to perform certain actions such as send SCPI commands as a script instead of one by one, force the disconnection of an active session, view the status of modules and of connected clients, etc. The internal commands are not case-sensitive.

ABORT BEGIN

Description

The ABORT BEGIN command prevents the execution of the SCPI commands that are enclosed in a BEGIN and END block, and returns to the READY> prompt in the Telnet editor window.

Syntax

ABORT BEGIN

Examples

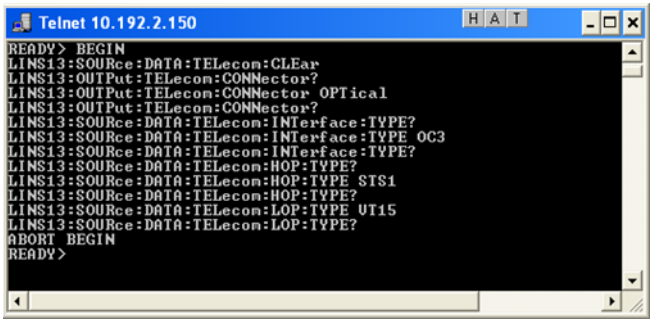

BEGIN and END

Description	The BEGIN and END commands allow to define blocks of SCPI commands (script) in a Telnet editor window. The SCPI commands enclosed in BEGIN and END blocks will be executed in batch.
Syntax	BEGIN <SCPI_command> <SCPI_command> ... END

BEGIN and END

Examples

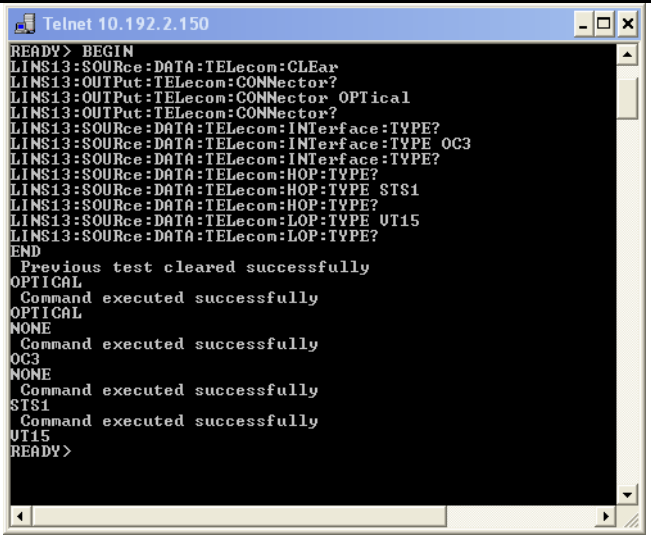

Notes

- To execute a single command, simply type or paste the command in the Telnet editor window.
- You cannot enclose internal commands in a BEGIN and END block, except the ABORT BEGIN command.

CLOSE

Description The CLOSE command terminates the current Telnet session.

Syntax CLOSE

Examples

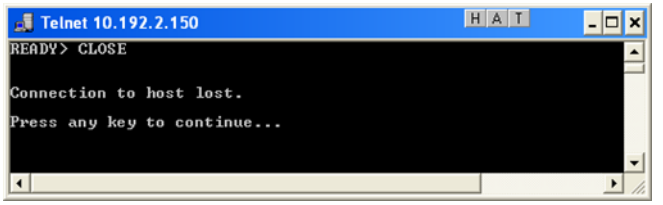

CLOSE LINS

Description

This command allows to close any active connections that have been previously established with the CONNECT LINS command (see *CONNECT LINS* on page 28). You can send this command to close all client's connections to any module, including the current connection.

Syntax

The syntax of the command vary according to the type of platform you are using.

- For IQS-600 and FTB-500:

  CLOSE LINS<Unit_Number><Slot_Number>

  You must specify the unit number and the slot number identifying the module for which you want to close the connections.

- For LTB-1, LTB-2, LTB-8, FTB-1v2, FTB-1v2 Pro, FTB-2, FTB-2 Pro, and FTB-4 Pro:

  CLOSE LINS<Logical_Instrument_Number>

  You must specify the logical instrument number corresponding to the module for which you want to close the connections. This number is configurable from the Remote Control Configuration application.

CLOSE LINS

Examples

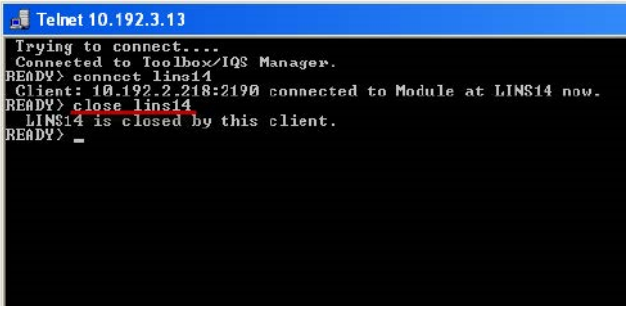

Notes

- If the command is not executed successfully, a possible reason could be that the provided information does not correspond to a valid LINS.
- On all platforms except IQS-600 and FTB-500, CLOSE LINS does not prevent another session from accessing the instrument using a direct LINS command.

CONNECT LINS

Description

This command allows to inform other sessions that you are connected to one or more instruments.

Syntax

The syntax of the command vary according to the type of platform you are using.

- For IQS-600 and FTB-500:

  CONNECT LINS<Unit_Number><Slot_Number>

  You must specify the unit number and the slot number identifying the module to which the session will connect.

- For LTB-1, LTB-2, LTB-8, FTB-1v2, FTB-1v2 Pro, FTB-2, FTB-2 Pro, and FTB-4 Pro:

  CONNECT LINS<Logical_Instrument_Number>

  You must specify the logical instrument number corresponding to the module to which the session will connect. This number is configurable from the Remote Control Configuration application.

CONNECT LINS

Examples

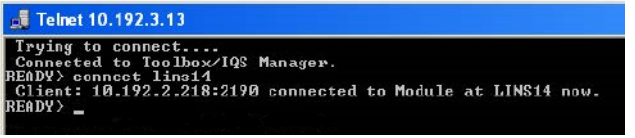

Notes

- On all platforms except IQS-600 and FTB-500, for compatibility reasons, you can connect to a module with a valid instrument command and a valid LINS (such as Lins10:SOURce:DATA:TELecom:CLEar). However, there will be no way for other sessions to know that you are connected to this instrument.
- If the command is not executed successfully, the possible reasons could be:
  - The module is already connected to a different client session.
  - The provided information does not correspond to a valid LINS.

KILL LINS

Description

This command allows any user to terminate the session that contains the specified connection (LINS), if this connection has been previously established with the CONNECT LINS command (see *CONNECT LINS* on page 28). This means that it will terminate all active connections that belong to a session if these connections have been previously established with CONNECT LINS.

Syntax

The syntax of the command vary according to the type of platform you are using.

- For IQS-600 and FTB-500:

  KILL LINS<Unit_Number><Slot_Number>

  You must specify the unit number and the slot number identifying the module for which you want to terminate the session.

- For LTB-1, LTB-2, LTB-8, FTB-1v2, FTB-1v2 Pro, FTB-2, FTB-2 Pro, and FTB-4 Pro:

  KILL LINS<Logical_Instrument_Number>

  You must specify the logical instrument number corresponding to the module for which you want to terminate the session. This number is configurable from the Remote Control Configuration application.

Examples

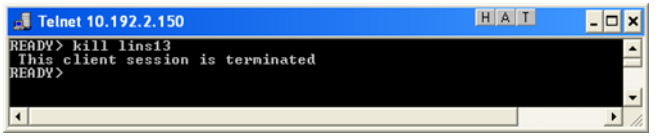

KILL LINS

Notes

➤ To know the status of the modules before terminating connections using the KILL LINS command, you can first enter the STATUS CLIENT command. For more information, see *STATUS CLIENT* on page 32.

In the example below, two modules are connected: LINS13 and LINS10.

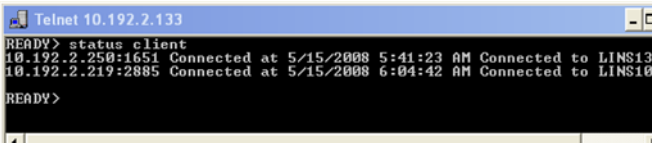

➤ To disconnect the LINS10 module used by another session, enter the *kill lins10* command. A confirmation message is displayed once the module is disconnected.

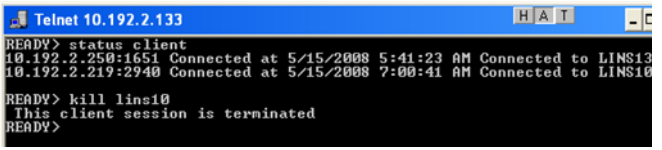

➤ Enter again the STATUS CLIENT command to confirm the termination of the module (LINS10 in our example). Only the information of the remaining connected client is displayed.

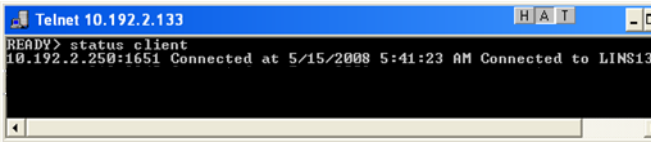

STATUS CLIENT

Description This command lists out all clients with their connection time and modules.

Syntax STATUS CLIENT

Examples

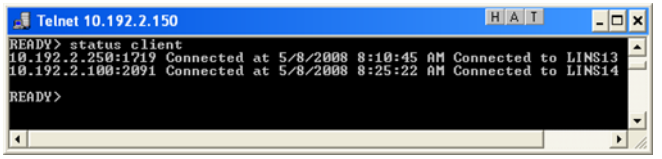

STATUS CONNECTION

Description This command lists out all the connections with their *Idle* or *Active* status.

Syntax STATUS CONNECTION

Examples

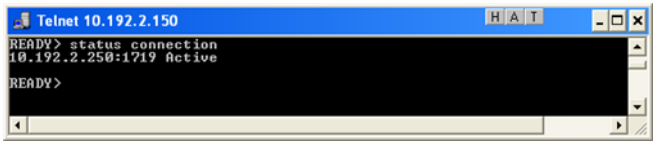

Notes By default, any connection that is idle for 5 minutes or more is identified as *Idle*.

STATUS MODULE

Description This command lists out all the modules with the slot numbers where they are located (IQS-600 and FTB-500), or with their LINS (all other platforms).

Syntax STATUS MODULE

Examples

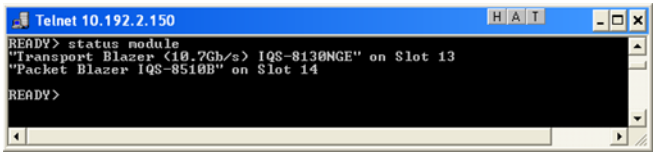

WHO M I?

Description This command retrieves the IP address and the communication port of the current session.

Syntax WHO M I?

Examples

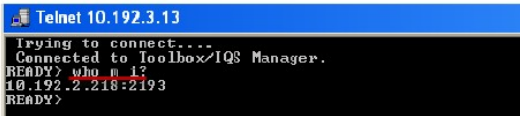

4 SCPI Command List - General

Note: *The symbol || precedes a parallel interface command when a different command is used for a serial interface.*

Note: *For **Dual Port** topology or multi-port test (FlexE/FlexO) use the following command to select the port for subsequent commands/queries:*
:SOURce:DATA:TELecom:PORT

Delay Between SCPI Commands

:CONFig:WAIT:TIME

Standard or T.50 Control Characters for Trace Message Commands

:SOURce:DATA:TELecom:ControlCHAracter:MODE
:SOURce:DATA:TELecom:ControlCHAracter:MODE?

Date/Time Format

:CONFig:TIMe:FORMat
:CONFig:TIMe:FORMat?

Test Applications

:SOURce:DATA:TELecom:TEST:TYPE
:SOURce:DATA:TELecom:TEST:TYPE?

DSn/PDH BERT and NI/CSU Emulation:
:SOURce:DATA:TELecom:SONet:TEST:TYPE
:SOURce:DATA:TELecom:SONet:TEST:TYPE?

Status Bar

Live Power
:FETCh:DATA:TELecom:OPTical:LIVE:POWer:STATus?
:FETCh:DATA:TELecom:OPTical:LIVE:POWer?

Global Indicator

Alarms/Errors
:FETCh:DATA:TELecom:AlarmERRor:CURRent?
:FETCh:DATA:TELecom:AlarmERRor:HISTory?

Time Elapsed
:FETCh:DATA:TELecom:TEST:TIME?

Start/Stop/TX Button

Start/**Stop** button
:SOURce:DATA:TELecom:TEST
:SOURce:DATA:TELecom:TEST?

TX button
:SOURce:DATA:TELecom:ETHernet:STReam:STATus
:SOURce:DATA:TELecom:ETHernet:STReam:STATus?

Reset Button

:SOURce:DATA:TELecom:RESet

Save/Load Button

:CONFig:DATA:TELecom:LOAD
:CONFig:DATA:TELecom:SAVE

Laser Button

:OUTPut:TELecom:LASer
:OUTPut:TELecom:LASer?

Discover Remote Button

See *Discover Remote Button*.

Lpbk Tool Button

See *Lpbk Tool Button (Loopback Tool)*
See *Lpbk Tool Button (Interface)*
Refer to Network on page 137
Refer to SFP+ on page 86

Discover Remote Button

Remote Module Type

:SOURce:DATA:TELecom:ETHernet:REMote:MODule:TYPE
:SOURce:DATA:TELecom:ETHernet:REMote:MODule:TYPE

Remote Modules Discovery (EXFO)

Scan
:SOURce:DATA:TELecom:ETHernet:REMote:SSUBnet
:SOURce:DATA:TELecom:ETHernet:REMote:SSUBnet?

Target
:SOURce:DATA:TELecom:ETHernet:REMote:SCANtarget:TYPE
:SOURce:DATA:TELecom:ETHernet:REMote:SCANtarget:TYPE?

Status
:FETCh:DATA:TELecom:ETHernet:REMote:RSCStatus?

Table
:FETCh:DATA:TELecom:ETHernet:DUALtest:STATistics?

Loop Up
:SOURce:DATA:TELecom:ETHernet:REMote:LOOP:UP

Loop Down
:SOURce:DATA:TELecom:ETHernet:REMote:LOOP:DOWN

Connect
:SOURce:DATA:TELecom:ETHernet:REMote:CONNect
:SOURce:DATA:TELecom:ETHernet:REMote:CONNect?

Disconnect
:SOURce:DATA:TELecom:ETHernet:REMote:DISConnect

Remote Modules Discovery (3rd Party Loopback)

Use Stream Destination from Test Application
:SOURce:DATA:TELecom:ETHernet:REMote:TPARty:DESTination:USTReam
:SOURce:DATA:TELecom:ETHernet:REMote:TPARty:DESTination:USTReam?

Loop Layer
:SOURce:DATA:TELecom:ETHernet:REMote:TPARty:LOOP:LAYer
:SOURce:DATA:TELecom:ETHernet:REMote:TPARty:LOOP:LAYer?

Destination MAC Address
:SOURce:DATA:TELecom:ETHernet:REMote:TPARty:DESTination:MAC
:SOURce:DATA:TELecom:ETHernet:REMote:TPARty:DESTination:MAC?

Destination IP Address
:SOURce:DATA:TELecom:ETHernet:REMote:TPARty:DESTination:IP
:SOURce:DATA:TELecom:ETHernet:REMote:TPARty:DESTination:IP?

Destination Port
:SOURce:DATA:TELecom:ETHernet:REMote:TPARty:DESTination:PORT
:SOURce:DATA:TELecom:ETHernet:REMote:TPARty:DESTination:PORT?

Remote Module ID
:FETCh:DATA:TELecom:ETHernet:REMote:TPARty:MODule:ID?

Remote Status
:FETCh:DATA:TELecom:ETHernet:REMote:TPARty:MODule:STATus?

Loop UP/Down
:SOURce:DATA:TELecom:ETHernet:REMote:TPARty:LOOP:UP
:SOURce:DATA:TELecom:ETHernet:REMote:TPARty:LOOP:DOWN

Lpbk Tool Button (Loopback Tool)



IMPORTANT

Before to be able to use the Loopback Tool it has to be enabled using the command:

SOUR:DATA:TEL:ETH:SLT:ENAB ON

Enable/Disable Loopback Tool
:SOURce:DATA:TELecom:ETHernet:SLTool:ENABle
:SOURce:DATA:TELecom:ETHernet:SLTool:ENABle?

Status
:FETCh:DATA:TELecom:TEST:SLTool:STATus?

Start Time
:FETCh:DATA:TELecom:TEST:SLTool:STARt:TIME?

Transparent (Pseudo-Physical)
:SOURce:DATA:TELecom:ETHernet:SLTool:SLOopback:TRANsparent:MODE:ENABle
:SOURce:DATA:TELecom:ETHernet:SLTool:SLOopback:TRANsparent:MODE:ENABle?

Loopback Mode
:SOURce:DATA:TELecom:ETHernet:SLTool:SLOopback:MODE
:SOURce:DATA:TELecom:ETHernet:SLTool:SLOopback:MODE?

Traffic

- Line Utilization
:SENSe:DATA:TELecom:ETHernet:SLTool:PACKet:LINE:UTILization?
- Ethernet BW
:SENSe:DATA:TELecom:ETHernet:SLTool:PACKet:BANDwidth?
- Frame Rate
:SENSe:DATA:TELecom:ETHernet:SLTool:PACKet:FRAMe:RATE?
- Frame Count
:SENSe:DATA:TELecom:ETHernet:SLTool:PACKet:FRAMe:COUNt?

OAM Responder

- Check Box
:SOURce:DATA:TELecom:SOAM:SLTool:RESPonder:ENABle
:SOURce:DATA:TELecom:SOAM:SLTool:RESPonder:ENABle?

- **TX/RX Count**
:FETCh:DATA:TELecom:SOAM:SLTool:TRAFfic:RESPonder:TX:COUNt?
:FETCh:DATA:TELecom:SOAM:SLTool:TRAFfic:RESPonder:RX:COUNt?

- TX/RX Total
:FETCh:DATA:TELecom:SOAM:SLTool:TRAFfic:RESPonder:TX:TOTal?
:FETCh:DATA:TELecom:SOAM:SLTool:TRAFfic:RESPonder:RX:TOTal?

Loopback button
:SOURce:DATA:TELecom:ETHernet:SLTool:TEST
:SOURce:DATA:TELecom:ETHernet:SLTool:TEST?

Lpbk Tool Button (Interface)



IMPORTANT

Before to be able to use the Loopback Tool it has to be enabled using the command: SOUR:DATA:TEL:ETH:SLT:ENAB ON

Physical Interface

- Interface/Rate
:SOURce:DATA:TELecom:SLTool:ITYPe
:SOURce:DATA:TELecom:SLTool:ITYPe?

- **Connector**
:SOURce:DATA:TELecom:ETHernet:SLTool:PORT:TRANsceiver
:SOURce:DATA:TELecom:ETHernet:SLTool:PORT:TRANsceiver?

- Wavelength
:SENSe:DATA:TELecom:OPTical:SLTool:LASer:WAVelength?

For tunable transceivers:
:SOURce:DATA:TELecom:OPTical:SLTool:TUNable:WAVelength?

- Modify Wavelength
Refer to *Modify Wavelength* on page 408.

- Clock Mode
:INPut:TELecom:SLTool:BACKplane:CLOCk?

- RX Power
:SENSe:DATA:TELecom:OPTical:SLTool:RX:POWer?

- Power Range
:SENSe:DATA:TELecom:OPTical:SLTool:POWer:RANGe?

- RX Frequency
:SENSe:DATA:TELecom:OPTical:SLTool:PORT:FREQuency?
:SENSe:DATA:TELecom:ELECtrical:SLTool:PORT:FREQuency?

Link

- LINK and Alarms
:FETCh:DATA:TELecom:ETHernet:SLTool:ALARm:LINK?

- Auto-Negotiation
:SOURce:DATA:TELecom:ETHernet:SLTool:PORT:NEGotiation
:SOURce:DATA:TELecom:ETHernet:SLTool:PORT:NEGotiation?

- **Speed**
:SOURce:DATA:TELecom:ETHernet:SLTool:PORT:BANDwidth
:SOURce:DATA:TELecom:ETHernet:SLTool:PORT:BANDwidth?
:SOURce:DATA:TELecom:ETHernet:SLTool:PORT:ANEGotiation:BANDwidth
:SOURce:DATA:TELecom:ETHernet:SLTool:PORT:ANEGotiation:BANDwidth?
:FETCh:DATA:TELecom:ETHernet:SLTool:PORT:BANDwidth?

- **Duplex**
:SOURce:DATA:TELecom:ETHernet:SLTool:PORT:DUPLex?
:SOURce:DATA:TELecom:ETHernet:SLTool:PORT:ANEGotiation:DUPLex
:SOURce:DATA:TELecom:ETHernet:SLTool:PORT:ANEGotiation:DUPLex?
:FETCh:DATA:TELecom:ETHernet:SLTool:PORT:DUPLex?

- **Flow Control**
:SOURce:DATA:TELecom:ETHernet:SLTool:PORT:FCONtrol?
:SOURce:DATA:TELecom:ETHernet:SLTool:PORT:ANEGotiation:FCONtrol?
:FETCh:DATA:TELecom:ETHernet:SLTool:PORT:FCONtrol?

- **Cable Mode**
:SOURce:DATA:TELecom:ETHernet:SLTool:PORT:CABLe:MODE
:SOURce:DATA:TELecom:ETHernet:SLTool:PORT:CABLe:MODE?
Type selection
:SOURce:DATA:TELecom:ETHernet:SLTool:PORT:CABLe:MODE:STATus
:SOURce:DATA:TELecom:ETHernet:SLTool:PORT:CABLe:MODE:STATus?

- **Local Clock**
:SOURce:DATA:TELecom:ETHernet:SLTool:PORT:LOCal:CLOCk
:SOURce:DATA:TELecom:ETHernet:SLTool:PORT:LOCal:CLOCk?
:FETCh:DATA:TELecom:ETHernet:SLTool:PORT:LOCal:CLOCk?

About (i) Button

Module Details

- Module ID
:FETCh:DATA:TELecom:MODule:DETails:MID?

- Serial Number
:FETCh:DATA:TELecom:MODule:DETails:SNUMber?

Assembly Hardware Revision
:FETCh:DATA:TELecom:MODule:DETails:AHRevision?

- Calibration Date
:FETCh:DATA:TELecom:MODule:DETails:CDATe?

- Software Product Verison
:FETCh:DATA:TELecom:MODule:DETails:SPVersion?

5 SCPI Command List - Setup

Note: *The symbol || precedes a parallel interface command when a different command is used for a serial interface.*

Note: *For **Dual Port** topology or multi-port test (FlexE/FlexO) use the following command to select the port for subsequent commands/queries:*
:SOURce:DATA:TELecom:PORT

List of Pages

1588 PTP on page 46

BERT and Unframed BERT (Transport) on page 49
BERT and Unframed BERT (CPRI/OBSAI) on page 53
BERT and Unframed BERT (eCPRI) on page 56
BERT (FlexE) on page 58

Cable Test on page 60
CFP4/CFP8/OSFP/QSFP/SFP/SFP+/SFP28 on page 61
Clients - BERT, see *BERT (FlexE)* on page 58
Clients - MAC, see *MAC/IP/UDP* on page 102
NEW *Clients - Path OAM* on page 64
Clients - Profile on page 67
Clock on page 68

Device Under Test (iOptics) on page 71

EtherBERT and Unframed BERT on page 72
EtherSAM - Burst on page 77
EtherSAM - Global on page 78
EtherSAM - Ramp on page 80

FC BERT on page 81
Fibre Channel on page 83
FlexE Group on page 85
FlexO/OTN on page 86
FTFL/PT on page 87
Frequency on page 90

GFP-F/GFP-T on page 92

Interface (Ethernet, Packet Sync, Fibre Channel, and Wireless) on page 93

Labels on page 99
Link OAM on page 100

MAC/IP/UDP on page 102
Modify Structure (Transport) on page 108
Modify Structure (Ethernet) on page 110
Modify Structure (Sync) on page 112
Modify Structure (Fibre Channel) on page 113
Modify Structure (Wireless) on page 114

Network on page 115

ODU Channels - Global on page 118

RFC 2544 - Global on page 120
RFC 2544 - Subtests on page 122
RFC 6349 on page 125

S-OAM and MPLS-TP OAM on page 128
Services - Global on page 133
Services - Profile on page 135
Signal (Transport) on page 137
Signal - Signal Configuration (DSn/PDH) on page 140
Signal - Signal Configuration (OTN) on page 143
Signal - Signal Configuration (SONET/SDH) on page 144
Signal Auto-Detect on page 146
Smart Loopback on page 147
Streams - Global on page 148
Streams - Profile on page 151
SyncE on page 154
System / System - General on page 156
NEW *System - GNSS* on page 157
NEW *System - TA-Sync*, see *TA/TA4-...* on page 159

TA/TA4-... on page 159
Test Configurator on page 160
Test Sequence (iOptics) on page 161

TCP Throughput on page 162
Timer on page 164
Traces (OTN) on page 165
Traces (SONET/SDH) on page 171
Traces/PT (FlexO) on page 174

1588 PTP

PTP

Link Status
:FETCh:DATA:TELecom:PACKetsync:PTP:STATus?

Profile
:FETCh:DATA:TELecom:PACKetsync:PTP:PROFile?
:FETCh:DATA:TELecom:PACKetsync:PTP:MODE?

Framing
:FETCh:DATA:TELecom:PACKetsync:PTP:FRAMing?

Domain
:SOURce:DATA:TELecom:PACKetsync:PTP:DOMain
:SOURce:DATA:TELecom:PACKetsync:PTP:DOMain?

GM IP Address
:SOURce:DATA:TELecom:PACKetsync:PTP:GMIPaddress
:SOURce:DATA:TELecom:PACKetsync:PTP:GMIPaddress?
NEW *:SOURce:DATA:TELecom:PACKetsync:PTP:GMADdress:IPVersion*
:SOURce:DATA:TELecom:PACKetsync:PTP:GMADdress:IPVersion?

Flow Label
:SOURce:DATA:TELecom:PACKetsync:PTP:FLABel
:SOURce:DATA:TELecom:PACKetsync:PTP:FLABel?

IP TOS/DS / Traffic Class (TOS/DS)
:SOURce:DATA:TELecom:PACKetsync:PTP:IPTosds
:SOURce:DATA:TELecom:PACKetsync:PTP:IPTosds?

Mechanism
:FETCh:DATA:TELecom:PACKetsync:PTP:MECHanism?

Delay Mode
:FETCh:DATA:TELecom:PACKetsync:PTP:DELay:MODE?

Connect
:SOURce:DATA:TELecom:PACKetsync:PTP:CONNect:ENABled
:SOURce:DATA:TELecom:PACKetsync:PTP:CONNect:ENABled?

Negotiation Status
:FETCh:DATA:TELecom:PACKetsync:PTP:NEGotiation:STATus?

PTP - Message Rate

Announce
:SOURce:DATA:TELecom:PACKetsync:PTP:RATE:ANNounce
:SOURce:DATA:TELecom:PACKetsync:PTP:RATE:ANNounce?

Sync
:SOURce:DATA:TELecom:PACKetsync:PTP:RATE:SYNC
:SOURce:DATA:TELecom:PACKetsync:PTP:RATE:SYNC?

Delay-Request
:SOURce:DATA:TELecom:PACKetsync:PTP:RATE:DELay:REQuest
:SOURce:DATA:TELecom:PACKetsync:PTP:RATE:DELay:REQuest?

PTP - Service Duration

Lease Duration
:FETCh:DATA:TELecom:PACKetsync:PTP:LEASe:DURation?

Renewal Interval
:FETCh:DATA:TELecom:PACKetsync:PTP:RENewal:INTerval?

Alarm Timeout/Threshold

Receipt Timeout
:SOURce:DATA:TELecom:PACKetsync:PTP:RECeipt:TIMeout
:SOURce:DATA:TELecom:PACKetsync:PTP:RECeipt:TIMeout?

IPDV Threshold
:SOURce:DATA:TELecom:PACKetsync:PTP:IPDV:THReshold
:SOURce:DATA:TELecom:PACKetsync:PTP:IPDV:THReshold?

Quality Level

QL Mismatch Monitoring
:SOURce:DATA:TELecom:PACKetsync:PTP:QL:MISMatch:ENABled
:SOURce:DATA:TELecom:PACKetsync:PTP:QL:MISMatch:ENABled?

Expected QL
:SOURce:DATA:TELecom:PACKetsync:PTP:QL:EXPected
:SOURce:DATA:TELecom:PACKetsync:PTP:QL:EXPected?

Pass/Fail Verdict

:SOURce:DATA:TELecom:PACKetsync:PTP:VERDict:ENABled
:SOURce:DATA:TELecom:PACKetsync:PTP:VERDict:ENABled?

Restore 1588 PTP Defaults

:SOURce:DATA:TELecom:RESTore:DEFault

BERT and Unframed BERT (Transport)

Note: *For EtherBERT Unframed serial interface, see EtherBERT and Unframed BERT* on page 72.

Pattern

LINK
:FETCh:DATA:TELecom:EOTN:ALARm:LINK?

Coupled RX to TX
Framed
:SENSe:DATA:TELecom:COUPled
:SENSe:DATA:TELecom:COUPled?

Unframed
:SENSe:DATA:TELecom:UPRBs:PATTern:GLOBal:COUPled
:SENSe:DATA:TELecom:UPRBs:PATTern:GLOBal:COUPled?

No Pattern Analysis (Live)
:SENSe:DATA:TELecom:PATTern:RXPanalysis:STATus
:SENSe:DATA:TELecom:PATTern:RXPanalysis:STATus?

All Lanes
:SENSe:DATA:TELecom:UPRBs:PATTern:GLOBal:ALL
:SENSe:DATA:TELecom:UPRBs:PATTern:GLOBal:ALL?

TX Pattern
Framed
:SOURce:DATA:TELecom:PATTern:TYPE
:SOURce:DATA:TELecom:PATTern:TYPE?
:SOURce:DATA:TELecom:PATTern:TYPE:USER:VALue
:SOURce:DATA:TELecom:PATTern:TYPE:USER:VALue?
Invert
:SOURce:DATA:TELecom:POLarity
:SOURce:DATA:TELecom:POLarity?

Unframed
:SOURce:DATA:TELecom:UPRBs:PATTern:GLOBal:PRBS:TYPE:TX
:SOURce:DATA:TELecom:UPRBs:PATTern:GLOBal:PRBS:TYPE:TX?
:SOURce:DATA:TELecom:UPRBs:PATTern:PRBS:TYPE:TX
:SOURce:DATA:TELecom:UPRBs:PATTern:PRBS:TYPE:TX?
Invert
:SOURce:DATA:TELecom:UPRBs:PATTern:GLOBal:POLarity:TX
:SOURce:DATA:TELecom:UPRBs:PATTern:GLOBal:POLarity:TX?
:SOURce:DATA:TELecom:UPRBs:PATTern:POLarity:TX
:SOURce:DATA:TELecom:UPRBs:PATTern:POLarity:TX?

RX Pattern
Framed
:SENSe:DATA:TELecom:PATTern:TYPE
:SENSe:DATA:TELecom:PATTern:TYPE?
:SENSe:DATA:TELecom:PATTern:TYPE:USER:VALue
:SENSe:DATA:TELecom:PATTern:TYPE:USER:VALue?
Invert
:SENSe:DATA:TELecom:POLarity
:SENSe:DATA:TELecom:POLarity?

Unframed
:SENSe:DATA:TELecom:UPRBs:PATTern:GLOBal:PRBS:TYPE:RX
:SENSe:DATA:TELecom:UPRBs:PATTern:GLOBal:PRBS:TYPE:RX?
:SENSe:DATA:TELecom:UPRBs:PATTern:PRBS:TYPE:RX
:SENSe:DATA:TELecom:UPRBs:PATTern:PRBS:TYPE:RX?
Invert
:SENSe:DATA:TELecom:UPRBs:PATTern:GLOBal:POLarity:RX
:SENSe:DATA:TELecom:UPRBs:PATTern:GLOBal:POLarity:RX?
:SENSe:DATA:TELecom:UPRBs:PATTern:POLarity:RX
:SENSe:DATA:TELecom:UPRBs:PATTern:POLarity:RX?

Pattern Sync
:FETCh:DATA:TELecom:PATTern:ALARm:SYNC?
:FETCh:DATA:TELecom:PATTern:GLOBal:ALARm:SYNC?

Bit Error

Pass/Fail Verdict and **BER Threshold**
- Framed
:SENSe:DATA:TELecom:PATTern:THReshold:RATE
:SENSe:DATA:TELecom:PATTern:THReshold:RATE?
:SENSe:DATA:TELecom:PATTern:THReshold:COUNt
:SENSe:DATA:TELecom:PATTern:THReshold:COUNt?
:SOURce:DATA:TELecom:PATTern:VERDict:DISable

- Unframed
:SENSe:DATA:TELecom:UPRBs:PATTern:THReshold:RATE
:SENSe:DATA:TELecom:UPRBs:PATTern:THReshold:RATE?
:SENSe:DATA:TELecom:UPRBs:PATTern:THReshold:COUNt
:SENSe:DATA:TELecom:UPRBs:PATTern:THReshold:COUNt?
:SENSe:DATA:TELecom:UPRBs:PATTern:THReshold:VERDict:DISable

Lane TX/RX Pattern and Invert

TX Pattern
:SOURce:DATA:TELecom:UPRBs:PATTern:PRBS:TYPE:TX
:SOURce:DATA:TELecom:UPRBs:PATTern:PRBS:TYPE:TX?
Invert
:SOURce:DATA:TELecom:UPRBs:PATTern:POLarity:TX
:SOURce:DATA:TELecom:UPRBs:PATTern:POLarity:TX?

RX Pattern
:SENSe:DATA:TELecom:UPRBs:PATTern:PRBS:TYPE:RX
:SENSe:DATA:TELecom:UPRBs:PATTern:PRBS:TYPE:RX?
Invert
:SENSe:DATA:TELecom:UPRBs:PATTern:POLarity:RX
:SENSe:DATA:TELecom:UPRBs:PATTern:POLarity:RX?

Service Disruption

Disruption Monitoring
:SENSe:DATA:TELecom:SDT
:SENSe:DATA:TELecom:SDT?

Defect
:SENSe:DATA:TELecom:SDT:OTN:LAYer:TYPE
:SENSe:DATA:TELecom:SDT:OTN:LAYer:TYPE?
:SENSe:DATA:TELecom:SDT:OTN:DSELection
:SENSe:DATA:TELecom:SDT:OTN:DSELection?

No Defect time
:SENSe:DATA:TELecom:SDT:NDTime
:SENSe:DATA:TELecom:SDT:NDTime?

Pass/Fail Verdict
:SENSe:DATA:TELecom:SDT:VERDict
:SENSe:DATA:TELecom:SDT:VERDict?

SDT Threshold
:SENSe:DATA:TELecom:SDT:THReshold
:SENSe:DATA:TELecom:SDT:THReshold?

Restore [test] Defaults

:SOURce:DATA:TELecom:OTN:REStore:DEFault

BERT and Unframed BERT (CPRI/OBSAI)

Pattern

Coupled RX to TX
Framed
:SENSe:DATA:TELecom:COUPled
:SENSe:DATA:TELecom:COUPled?

Unframed
:SENSe:DATA:TELecom:UPRBs:PATTern:GLOBal:COUPled
:SENSe:DATA:TELecom:UPRBs:PATTern:GLOBal:COUPled?

No Pattern Analysis (Live)
:SENSe:DATA:TELecom:PATTern:RXPanalysis:STATus
:SENSe:DATA:TELecom:PATTern:RXPanalysis:STATus?

TX Pattern
Framed
:SOURce:DATA:TELecom:PATTern:TYPE
:SOURce:DATA:TELecom:PATTern:TYPE?
:SOURce:DATA:TELecom:PATTern:TYPE:USER:VALue
:SOURce:DATA:TELecom:PATTern:TYPE:USER:VALue?
Invert
:SOURce:DATA:TELecom:POLarity
:SOURce:DATA:TELecom:POLarity?

Unframed
:SOURce:DATA:TELecom:UPRBs:PATTern:GLOBal:PRBS:TYPE:TX
:SOURce:DATA:TELecom:UPRBs:PATTern:GLOBal:PRBS:TYPE:TX?
Invert
:SOURce:DATA:TELecom:UPRBs:PATTern:GLOBal:POLarity:TX
:SOURce:DATA:TELecom:UPRBs:PATTern:GLOBal:POLarity:TX?

RX Pattern
Framed
:SENSe:DATA:TELecom:PATTern:TYPE
:SENSe:DATA:TELecom:PATTern:TYPE?

:SENSe:DATA:TELecom:PATTern:TYPE:USER:VALue
:SENSe:DATA:TELecom:PATTern:TYPE:USER:VALue?
Invert
:SENSe:DATA:TELecom:POLarity
:SENSe:DATA:TELecom:POLarity?

Unframed
:SENSe:DATA:TELecom:UPRBs:PATTern:GLOBal:PRBS:TYPE:RX
:SENSe:DATA:TELecom:UPRBs:PATTern:GLOBal:PRBS:TYPE:RX?
Invert
:SENSe:DATA:TELecom:UPRBs:PATTern:GLOBal:POLarity:RX
:SENSe:DATA:TELecom:UPRBs:PATTern:GLOBal:POLarity:RX?

Pattern Sync
:FETCh:DATA:TELecom:PATTern:GLOBal:ALARm:SYNC?

Bit Error

Pass/Fail Verdict and **BER Threshold**
:SENSe:DATA:TELecom:PATTern:THReshold:RATE
:SENSe:DATA:TELecom:PATTern:THReshold:RATE?
:SENSe:DATA:TELecom:PATTern:THReshold:COUNt
:SENSe:DATA:TELecom:PATTern:THReshold:COUNt?
:SOURce:DATA:TELecom:PATTern:VERDict:DISable

Unframed
:SENSe:DATA:TELecom:UPRBs:PATTern:THReshold:RATE
:SENSe:DATA:TELecom:UPRBs:PATTern:THReshold:RATE?
:SENSe:DATA:TELecom:UPRBs:PATTern:THReshold:COUNt
:SENSe:DATA:TELecom:UPRBs:PATTern:THReshold:COUNt?
:SENSe:DATA:TELecom:UPRBs:PATTern:THReshold:VERDict:DISable

CPRI

Pass/Fail Verdict
:SOURce:DATA:TELecom:CPRI:VERDict:ENABle
:SOURce:DATA:TELecom:CPRI:VERDict:ENABle?

OBSAI

Pass/Fail Verdict
:SOURce:DATA:TELecom:CPRI:OBSai:VERDict:ENABle
:SOURce:DATA:TELecom:CPRI:OBSai:VERDict:ENABle?

Service Disruption

Disruption Monitoring
:SENSe:DATA:TELecom:SDT
:SENSe:DATA:TELecom:SDT?

No Defect Time
:SENSe:DATA:TELecom:SDT:NDTime
:SENSe:DATA:TELecom:SDT:NDTime?

Pass/Fail Verdict
:SENSe:DATA:TELecom:SDT:VERDict
:SENSe:DATA:TELecom:SDT:VERDict?

SDT Threshold
:SENSe:DATA:TELecom:SDT:THReshold
:SENSe:DATA:TELecom:SDT:THReshold?

Restore CPRI/OBSAI Defaults

:SOURce:DATA:TELecom:RESTore:DEFault

BERT and Unframed BERT (eCPRI)

Pattern

Coupled RX to TX
Framed
:SENSe:DATA:TELecom:COUPled
:SENSe:DATA:TELecom:COUPled?

Unframed
:SENSe:DATA:TELecom:UPRBs:PATTern:GLOBal:COUPled
:SENSe:DATA:TELecom:UPRBs:PATTern:GLOBal:COUPled?

No Pattern Analysis (Live)
:SENSe:DATA:TELecom:PATTern:RXPanalysis:STATus
:SENSe:DATA:TELecom:PATTern:RXPanalysis:STATus?

TX Pattern
Framed
:SOURce:DATA:TELecom:PATTern:TYPE
:SOURce:DATA:TELecom:PATTern:TYPE?
:SOURce:DATA:TELecom:PATTern:TYPE:USER:VALue
:SOURce:DATA:TELecom:PATTern:TYPE:USER:VALue?
Invert
:SOURce:DATA:TELecom:POLarity
:SOURce:DATA:TELecom:POLarity?

Unframed
:SOURce:DATA:TELecom:UPRBs:PATTern:GLOBal:PRBS:TYPE:TX
:SOURce:DATA:TELecom:UPRBs:PATTern:GLOBal:PRBS:TYPE:TX?
Invert
:SOURce:DATA:TELecom:UPRBs:PATTern:GLOBal:POLarity:TX
:SOURce:DATA:TELecom:UPRBs:PATTern:GLOBal:POLarity:TX?

RX Pattern
Framed
:SENSe:DATA:TELecom:PATTern:TYPE
:SENSe:DATA:TELecom:PATTern:TYPE?

:SENSe:DATA:TELecom:PATTern:TYPE:USER:VALue
:SENSe:DATA:TELecom:PATTern:TYPE:USER:VALue?
Invert
:SENSe:DATA:TELecom:POLarity
:SENSe:DATA:TELecom:POLarity?

Unframed
:SENSe:DATA:TELecom:UPRBs:PATTern:GLOBal:PRBS:TYPE:RX
:SENSe:DATA:TELecom:UPRBs:PATTern:GLOBal:PRBS:TYPE:RX?
Invert
:SENSe:DATA:TELecom:UPRBs:PATTern:GLOBal:POLarity:RX
:SENSe:DATA:TELecom:UPRBs:PATTern:GLOBal:POLarity:RX?

Pattern Sync
:FETCh:DATA:TELecom:PATTern:GLOBal:ALARm:SYNC?

Bit Error

Pass/Fail Verdict and **BER Threshold**
:SENSe:DATA:TELecom:PATTern:THReshold:RATE
:SENSe:DATA:TELecom:PATTern:THReshold:RATE?
:SENSe:DATA:TELecom:PATTern:THReshold:COUNt
:SENSe:DATA:TELecom:PATTern:THReshold:COUNt?
:SOURce:DATA:TELecom:PATTern:VERDict:DISable

Unframed
:SENSe:DATA:TELecom:UPRBs:PATTern:THReshold:RATE
:SENSe:DATA:TELecom:UPRBs:PATTern:THReshold:RATE?
:SENSe:DATA:TELecom:UPRBs:PATTern:THReshold:COUNt
:SENSe:DATA:TELecom:UPRBs:PATTern:THReshold:COUNt?
:SENSe:DATA:TELecom:UPRBs:PATTern:THReshold:VERDict:DISable

BERT (FlexE)

Pattern on Client ID (for FlexE)

:SOURce:DATA:TELecom:FETHernet:PATTern:CLIent:IDentifier
:SOURce:DATA:TELecom:FETHernet:PATTern:CLIent:IDentifier?

Pattern

Coupled RX to TX
:SENSe:DATA:TELecom:COUPled
:SENSe:DATA:TELecom:COUPled?

No Pattern Analysis (Live)
:SENSe:DATA:TELecom:PATTern:RXPanalysis:STATus
:SENSe:DATA:TELecom:PATTern:RXPanalysis:STATus?

TX Pattern
:SOURce:DATA:TELecom:PATTern:TYPE
:SOURce:DATA:TELecom:PATTern:TYPE?
:SOURce:DATA:TELecom:PATTern:TYPE:USER:VALue
:SOURce:DATA:TELecom:PATTern:TYPE:USER:VALue?
Invert
:SOURce:DATA:TELecom:POLarity
:SOURce:DATA:TELecom:POLarity?

RX Pattern
Framed
:SENSe:DATA:TELecom:PATTern:TYPE
:SENSe:DATA:TELecom:PATTern:TYPE?
:SENSe:DATA:TELecom:PATTern:TYPE:USER:VALue
:SENSe:DATA:TELecom:PATTern:TYPE:USER:VALue?
Invert
:SENSe:DATA:TELecom:POLarity
:SENSe:DATA:TELecom:POLarity?

Pattern Sync
:FETCh:DATA:TELecom:PATTern:GLOBal:ALARm:SYNC?

Bit Error

Pass/Fail Verdict and **BER Threshold**
:SENSe:DATA:TELecom:PATTern:THReshold:RATE
:SENSe:DATA:TELecom:PATTern:THReshold:RATE?
:SENSe:DATA:TELecom:PATTern:THReshold:COUNt
:SENSe:DATA:TELecom:PATTern:THReshold:COUNt?
:SOURce:DATA:TELecom:PATTern:VERDict:DISable

Cable Test

Global Options

Wiring Standards
:SOURce:DATA:TELecom:CABLetest:WIRestandard
:SOURce:DATA:TELecom:CABLetest:WIRestandard?

Pass/Fail Verdict

Prop. Delay Threshold
:SOURce:DATA:TELecom:CABLetest:PROPdelay:THReshold
:SOURce:DATA:TELecom:CABLetest:PROPdelay:THReshold?

Delay Skew Threshold
:SOURce:DATA:TELecom:CABLetest:SKEW:THReshold
:SOURce:DATA:TELecom:CABLetest:SKEW:THReshold?

Length Threshold
:SOURce:DATA:TELecom:CABLetest:LENGth:THReshold
:SOURce:DATA:TELecom:CABLetest:LENGth:THReshold?

Restore Cable Test Defaults

:SOURce:DATA:TELecom:CABLetest:REStore:THReshold:DEFault

CFP4/CFP8/OSFP/QSFP/SFP/SFP+/SFP28

Port

:SOURce:DATA:TELecom:PORT
:SOURce:DATA:TELecom:PORT?

FlexE PHY Number

:SOURce:DATA:TELecom:FETHernet:GROup:PNUMber?

FlexO Instance ID

:SOURce:DATA:TELecom:FOTN:INSTance:IDentifier?

CFP4/CFP8

:SENSe:DATA:TELecom:OPTical:CFP:MODule:ID?
:SENSe:DATA:TELecom:OPTical:CFP:VENDor:NAMe?
:SENSe:DATA:TELecom:OPTical:CFP:PART:NUMBer?
:SENSe:DATA:TELecom:OPTical:CFP:SERial:NUMBer?
:SENSe:DATA:TELecom:OPTical:CFP:REVision?
:SENSe:DATA:TELecom:OPTical:CFP:FIRMware:VERSion?
:SENSe:DATA:TELecom:OPTical:CFP:CONNector:TYPE?
:SENSe:DATA:TELecom:OPTical:CFP:SPEed?
:SENSe:DATA:TELecom:OPTical:CFP:TYPE?
:SENSe:DATA:TELecom:OPTical:CFP:POWer:CLASs?
:SENSe:DATA:TELecom:OPTical:CFP:POWer:CLASs?
:SENSe:DATA:TELecom:OPTical:CFP:POWer:CLASs?
:FETCh:DATA:TELecom:IOPTics:MONitoring:TEMPerature:ACTual?
:FETCh:DATA:TELecom:IOPTics:MONitoring:TEMPerature:MAXimum?
:SENSe:DATA:TELecom:OPTical:CFP:WDM:TYPE?
:SENSe:DATA:TELecom:OPTical:CFP:CLEI:PRESence?
:SENSe:DATA:TELecom:OPTical:CFP:MODE?

CFP4 only:
:SENSe:DATA:TELecom:OPTical:CFP:LRATio:TYPE?

CFP8 only:
:SENSe:DATA:TELecom:OPTical:CFP:HLANe:SSPec?
:SENSe:DATA:TELecom:OPTical:CFP:SCODe:CODing?
:SENSe:DATA:TELecom:OPTical:CFP:SCODe:MODulation?

OSFP

:SENSe:DATA:TELecom:OPTical:OSFP:MODule:ID?
:SENSe:DATA:TELecom:OPTical:OSFP:VENDor:NAMe?
:SENSe:DATA:TELecom:OPTical:OSFP:CLEi:CODe?
:SENSe:DATA:TELecom:OPTical:OSFP:PART:NUMBer?
:SENSe:DATA:TELecom:OPTical:OSFP:SERial:NUMBer?
:SENSe:DATA:TELecom:OPTical:OSFP:REVision?
:SENSe:DATA:TELecom:OPTical:OSFP:REVision:COMPliance?
:SENSe:DATA:TELecom:OPTical:OSFP:CONNector:TYPe?
:SENSe:DATA:TELecom:OPTical:OSFP:SPEed?
:SENSe:DATA:TELecom:OPTical:OSFP:TYPe?
:SENSe:DATA:TELecom:OPTical:OSFP:POWer:CLASs?
:FETCh:DATA:TELecom:IOPTics:MONitoring:TEMPerature:ACTual?
:FETCh:DATA:TELecom:IOPTics:MONitoring:TEMPerature:MAXimum?
:SENSe:DATA:TELecom:OPTical:OSFP:MODE?

QSFP

:SENSe:DATA:TELecom:OPTical:QSFP:MODule:ID?
:SENSe:DATA:TELecom:OPTical:QSFP:VENDor:NAMe?
:SENSe:DATA:TELecom:OPTical:QSFP:PART:NUMBer?
:SENSe:DATA:TELecom:OPTical:QSFP:SERial:NUMBer?
:SENSe:DATA:TELecom:OPTical:QSFP:REVision?
:SENSe:DATA:TELecom:OPTical:QSFP:REVision:COMPliance?
:SENSe:DATA:TELecom:OPTical:QSFP:CONNector:TYPE?
:SENSe:DATA:TELecom:OPTical:QSFP:SPEed?
:SENSe:DATA:TELecom:OPTical:QSFP:TYPE?
:SENSe:DATA:TELecom:OPTical:QSFP:POWer:CLASs?
:FETCh:DATA:TELecom:IOPTics:MONitoring:TEMPerature:ACTual?

:FETCh:DATA:TELecom:IOPTics:MONitoring:TEMPerature:MAXimum?
:SENSe:DATA:TELecom:OPTical:QSFP:CLEI:CODE?
:SENSe:DATA:TELecom:OPTical:QSFP:MODE?

SFP/SFP+/SFP28

:SENSe:DATA:TELecom:OPTical:SFP:MODule:ID?
:SENSe:DATA:TELecom:OPTical:SFP:VENDor:NAMe?
:SENSe:DATA:TELecom:OPTical:SFP:PART:NUMBer?
:SENSe:DATA:TELecom:OPTical:SFP:SERial:NUMBer?
:SENSe:DATA:TELecom:OPTical:SFP:REVision?
:SENSe:DATA:TELecom:OPTical:SFP:CONNector:TYPE?
:SENSe:DATA:TELecom:OPTical:SFP:SPEed?
:SENSe:DATA:TELecom:OPTical:SFP:TYPE?
:SENSe:DATA:TELecom:OPTical:SFP:POWer:CLASs?
:FETCh:DATA:TELecom:IOPTics:MONitoring:TEMPerature:ACTual?
:FETCh:DATA:TELecom:IOPTics:MONitoring:TEMPerature:MAXimum?
:SENSe:DATA:TELecom:OPTical:SFP:MODE?
:SENSe:DATA:TELecom:OPTical:SFP:WAVelength?

For Loopback Tool
:SENSe:DATA:TELecom:OPTical:SLTool:SFP:MODule:ID?
:SENSe:DATA:TELecom:OPTical:SLTool:SFP:VENDor:NAMe?
:SENSe:DATA:TELecom:OPTical:SLTool:SFP:PART:NUMBer?
:SENSe:DATA:TELecom:OPTical:SLTool:SFP:SERial:NUMBer?
:SENSe:DATA:TELecom:OPTical:SLTool:SFP:REVision?
:SENSe:DATA:TELecom:OPTical:SLTool:SFP:CONNector:TYPE?
:SENSe:DATA:TELecom:OPTical:SLTool:SFP:SPEed?
:SENSe:DATA:TELecom:OPTical:SLTool:SFP:TYPE?
:SENSe:DATA:TELecom:OPTical:SLTool:SFP:MODE?
:SENSe:DATA:TELecom:OPTical:SLTool:SFP:WAVelength?

Clients - Path OAM

Path OAM
NEW *:SOURce:DATA:TELecom:FETHernet:POAM:GSTatus*
NEW *:SOURce:DATA:TELecom:FETHernet:POAM:GSTatus?*

OAM Responder
NEW *:SOURce:DATA:TELecom:FETHernet:POAM:RESPonder:ENABle*
NEW *:SOURce:DATA:TELecom:FETHernet:POAM:RESPonder:ENABle?*

Global Pass/Fail Verdict
NEW *:SOURce:DATA:TELecom:FETHernet:POAM:VERDisct:ENABle*
NEW *:SOURce:DATA:TELecom:FETHernet:POAM:VERDisct:ENABle?*

Path OAM on Client ID
NEW *:SOURce:DATA:TELecom:FETHernet:POAM:CLIent:IDentifier*
NEW *:SOURce:DATA:TELecom:FETHernet:POAM:CLIent:IDentifier?*

Basic OAM

CC Function
NEW *:SOURce:DATA:TELecom:FETHernet:POAM:BOAM:CCFunction*
NEW *:SOURce:DATA:TELecom:FETHernet:POAM:BOAM:CCFunction?*

Period
NEW *:SOURce:DATA:TELecom:FETHernet:POAM:BOAM:PERiod*
NEW *:SOURce:DATA:TELecom:FETHernet:POAM:BOAM:PERiod?*

Bidirectional Delay Measurement

2DM Function
NEW *:SOURce:DATA:TELecom:FETHernet:POAM:DELay:ENABle*
NEW *:SOURce:DATA:TELecom:FETHernet:POAM:DELay:ENABle?*

TX Enable
NEW *:SOURce:DATA:TELecom:FETHernet:POAM:DELay:TX:ENABle*
NEW *:SOURce:DATA:TELecom:FETHernet:POAM:DELay:TX:ENABle?*

Period
NEW *:SOURce:DATA:TELecom:FETHernet:POAM:DELay:TX:PERiod*
NEW *:SOURce:DATA:TELecom:FETHernet:POAM:DELay:TX:PERiod?*

Continuous
NEW *:SOURce:DATA:TELecom:FETHernet:POAM:DELay:TX:CONTinuous:ENABle*
NEW *:SOURce:DATA:TELecom:FETHernet:POAM:DELay:TX:CONTinuous:ENABle?*

Count
NEW *:SOURce:DATA:TELecom:FETHernet:POAM:DELay:TX:FRAMe:COUNt*
NEW *:SOURce:DATA:TELecom:FETHernet:POAM:DELay:TX:FRAMe:COUNt?*

Connectivity Verification

CV Function
NEW *:SOURce:DATA:TELecom:FETHernet:POAM:CVER:ENABle*
NEW *:SOURce:DATA:TELecom:FETHernet:POAM:CVER:ENABle?*

Period
NEW *:SOURce:DATA:TELecom:FETHernet:POAM:CVER:TX:PERiod*
NEW *:SOURce:DATA:TELecom:FETHernet:POAM:CVER:TX:PERiod?*

Expected
NEW *:SENSe:DATA:TELecom:FETHernet:POAM:CVER:MONitoring:ENABle*
NEW *:SENSe:DATA:TELecom:FETHernet:POAM:CVER:MONitoring:ENABle?*

SAPI Generated
NEW *:SOURce:DATA:TELecom:FETHernet:POAM:CVER:SAPI:GENeration*
NEW *:SOURce:DATA:TELecom:FETHernet:POAM:CVER:SAPI:GENeration?*
NEW *:SENSe:DATA:TELecom:FETHernet:POAM:CVER:SAPI:EXPexted*
NEW *:SENSe:DATA:TELecom:FETHernet:POAM:CVER:SAPI:EXPexted?*

DAPI Generated
NEW *:SOURce:DATA:TELecom:FETHernet:POAM:CVER:DAPI:GENeration*
NEW *:SOURce:DATA:TELecom:FETHernet:POAM:CVER:DAPI:GENeration?*
NEW *:SENSe:DATA:TELecom:FETHernet:POAM:CVER:DAPI:EXPexted*
NEW *:SENSe:DATA:TELecom:FETHernet:POAM:CVER:DAPI:EXPexted?*

CS Type

CS Type Function

NEW *:SOURce:DATA:TELecom:FETHernet:POAM:CSIGnal:ENABle*
NEW *:SOURce:DATA:TELecom:FETHernet:POAM:CSIGnal:ENABle?*

Period

NEW *:SOURce:DATA:TELecom:FETHernet:POAM:CSIGnal:TX:PERiod*
NEW *:SOURce:DATA:TELecom:FETHernet:POAM:CSIGnal:TX:PERiod?*

Type

NEW *:SOURce:DATA:TELecom:FETHernet:POAM:CSIGnal:TYPE:GENerated*
NEW *:SOURce:DATA:TELecom:FETHernet:POAM:CSIGnal:TYPE:GENerated?*

Expected

NEW *:SENSe:DATA:TELecom:FETHernet:POAM:CSIGnal:MONitoring:ENABle*
NEW *:SENSe:DATA:TELecom:FETHernet:POAM:CSIGnal:MONitoring:ENABle?*
NEW *:SENSe:DATA:TELecom:FETHernet:POAM:CSIGnal:TYPE:EXPexted*
NEW *:SENSe:DATA:TELecom:FETHernet:POAM:CSIGnal:TYPE:EXPexted?*

Clients - Profile

Client ID

:SOURce:DATA:TELecom:FETHernet:CLIent:IDentifier
:SOURce:DATA:TELecom:FETHernet:CLIent:IDentifier?

Size

:SOURce:DATA:TELecom:FETHernet:CLIent:CALendar:CONFig?

Ethernet Frame

:SOURce:DATA:TELecom:ETHernet:STReam:FRAMe:SIZE
:SOURce:DATA:TELecom:ETHernet:STReam:FRAMe:SIZE?

Shapping

TX Rate
:SOURce:DATA:TELecom:ETHernet:STReam:RATE
:SOURce:DATA:TELecom:ETHernet:STReam:RATE?

Enable TX
:SOURce:DATA:TELecom:ETHernet:STReam:TX:STATus
:SOURce:DATA:TELecom:ETHernet:STReam:TX:STATus?

Clock

Clock Synchronization

Clock Mode
:INPut:TELecom:BACKplane:CLOCk
:INPut:TELecom:BACKplane:CLOCk?

Tributary Synchronization

Clock Mode
:INPut:TELecom:TRIButary:CLOCk
:INPut:TELecom:TRIButary:CLOCk?

Internal GNSS

Reference is set to **IPPS**, no SCPI command.

Ext Clock In

Interface
:OUTPut:TELecom:LEVel
:OUTPut:TELecom:LEVel?
:OUTPut:TELecom:CLOCk:ALARm:STATus?

Termination Mode
:OUTPut:TELecom:TERMination
:OUTPut:TELecom:TERMination?

Line Coding
:OUTPut:TELecom:CODE
:OUTPut:TELecom:CODE?

Framing
:OUTPut:TELecom:FRAMing
:OUTPut:TELecom:FRAMing?

Frequency
:OUTPut:TELecom:CLOCk:FREQuency?

Offset
:OUTPut:TELecom:CLOCk:FREQuency:OFFSet?

Ext Clock Out

Interface
:INPut:TELecom:LEVel
:INPut:TELecom:LEVel?

LBO
:INPut:TELecom:LBO
:INPut:TELecom:LBO?

Line Coding
:INPut:TELecom:CODE
:INPut:TELecom:CODE?

Framing
:INPut:TELecom:FRAMing
:INPut:TELecom:FRAMing?

Ref Out

Source
:INPut:TELecom:COUTput:SOURce
:INPut:TELecom:COUTput:SOURce?

Frequency
:INPut:TELecom:COUTput:FREQuency?
:INPut:TELecom:COUTput:STATus?

Backplane

Backplane Clock

:INPut:TELecom:BCLock:ENABle
:INPut:TELecom:BCLock:ENABle?
:INPut:TELecom:CLOCk:ALARm:STATus?

Device Under Test (iOptics)

Transceiver selection

:SOURce:DATA:TELecom:ETHernet:PORT:TRANsceiver
:SOURce:DATA:TELecom:ETHernet:PORT:TRANsceiver?

:SOURce:DATA:TELecom:IOPTics:LOOPback:PORT?

Rate

:SOURce:DATA:TELecom:IOPTics:RATE
:SOURce:DATA:TELecom:IOPTics:RATE?

Host/Media Loopback

:SOURce:DATA:TELecom:IOPTics:LTYPe

:SOURce:DATA:TELecom:IOPTics:LTYPe

Parameters

See *CFP4/CFP8/OSFP/QSFP/SFP/SFP+/SFP28* on page 61.

Refer to *Modify Wavelength* on page 408 for tunable transceivers.

Lasers OFF at Start-Up

:SENSe:DATA:TELecom:LOFF
:SENSe:DATA:TELecom:LOFF?

EtherBERT and Unframed BERT

Note: *For EtherBERT Unframed parallel interface, see BERT and Unframed BERT (Transport)* on page 49.

Link (for EoOTN)

Link
:FETCh:DATA:TELecom:EOTN:ALARm:LINK?
:FETCh:DATA:TELecom:ETHernet:ALARm:LINK?

Pattern

Coupled RX to TX
Framed
:SENSe:DATA:TELecom:COUPled
:SENSe:DATA:TELecom:COUPled?

Unframed
:SENSe:DATA:TELecom:UPRBs:PATTern:GLOBal:COUPled
:SENSe:DATA:TELecom:UPRBs:PATTern:GLOBal:COUPled?

No Pattern Analysis (Live)
:SENSe:DATA:TELecom:PATTern:RXPanalysis:STATus
:SENSe:DATA:TELecom:PATTern:RXPanalysis:STATus?

All Lanes
:SENSe:DATA:TELecom:UPRBs:PATTern:GLOBal:ALL
:SENSe:DATA:TELecom:UPRBs:PATTern:GLOBal:ALL?

TX Pattern
Framed
:SOURce:DATA:TELecom:PATTern:TYPE
:SOURce:DATA:TELecom:PATTern:TYPE?
:SOURce:DATA:TELecom:PATTern:TYPE:USER:VALue
:SOURce:DATA:TELecom:PATTern:TYPE:USER:VALue?

Invert
:SOURce:DATA:TELecom:POLarity
:SOURce:DATA:TELecom:POLarity?

Unframed
:SOURce:DATA:TELecom:UPRBs:PATTern:GLOBal:PRBS:TYPE:TX
:SOURce:DATA:TELecom:UPRBs:PATTern:GLOBal:PRBS:TYPE:TX?
:SOURce:DATA:TELecom:UPRBs:PATTern:PRBS:TYPE:TX
:SOURce:DATA:TELecom:UPRBs:PATTern:PRBS:TYPE:TX?
Invert
:SOURce:DATA:TELecom:UPRBs:PATTern:GLOBal:POLarity:TX
:SOURce:DATA:TELecom:UPRBs:PATTern:GLOBal:POLarity:TX?
:SOURce:DATA:TELecom:UPRBs:PATTern:POLarity:TX
:SOURce:DATA:TELecom:UPRBs:PATTern:POLarity:TX?

RX Pattern
Framed
:SENSe:DATA:TELecom:PATTern:TYPE
:SENSe:DATA:TELecom:PATTern:TYPE?
:SENSe:DATA:TELecom:PATTern:TYPE:USER:VALue
:SENSe:DATA:TELecom:PATTern:TYPE:USER:VALue?
Invert
:SENSe:DATA:TELecom:POLarity
:SENSe:DATA:TELecom:POLarity?

Unframed
:SENSe:DATA:TELecom:UPRBs:PATTern:GLOBal:PRBS:TYPE:RX
:SENSe:DATA:TELecom:UPRBs:PATTern:GLOBal:PRBS:TYPE:RX?
:SENSe:DATA:TELecom:UPRBs:PATTern:PRBS:TYPE:RX
:SENSe:DATA:TELecom:UPRBs:PATTern:PRBS:TYPE:RX?
Invert
:SENSe:DATA:TELecom:UPRBs:PATTern:GLOBal:POLarity:RX
:SENSe:DATA:TELecom:UPRBs:PATTern:GLOBal:POLarity:RX?
:SENSe:DATA:TELecom:UPRBs:PATTern:POLarity:RX
:SENSe:DATA:TELecom:UPRBs:PATTern:POLarity:RX?

Pattern Sync
:FETCh:DATA:TELecom:PATTern:ALARm:SYNC?
:FETCh:DATA:TELecom:PATTern:GLOBal:ALARm:SYNC?

Bit Error

Pass/Fail Verdict and **BER Threshold**
:SENSe:DATA:TELecom:PATTern:THReshold:RATE
:SENSe:DATA:TELecom:PATTern:THReshold:RATE?
:SENSe:DATA:TELecom:PATTern:THReshold:COUNt
:SENSe:DATA:TELecom:PATTern:THReshold:COUNt?
:SOURce:DATA:TELecom:PATTern:VERDict:DISable

Unframed
:SENSe:DATA:TELecom:UPRBs:PATTern:THReshold:RATE
:SENSe:DATA:TELecom:UPRBs:PATTern:THReshold:RATE?
:SENSe:DATA:TELecom:UPRBs:PATTern:THReshold:COUNt
:SENSe:DATA:TELecom:UPRBs:PATTern:THReshold:COUNt?
:SENSe:DATA:TELecom:UPRBs:PATTern:THReshold:VERDict:DISable

Lane TX/RX Pattern and Invert

TX Pattern
Invert
:SOURce:DATA:TELecom:UPRBs:PATTern:POLarity:TX
:SOURce:DATA:TELecom:UPRBs:PATTern:POLarity:TX?

RX Pattern
Invert
:SENSe:DATA:TELecom:UPRBs:PATTern:POLarity:RX
:SENSe:DATA:TELecom:UPRBs:PATTern:POLarity:RX?

Service Disruption

Disruption Monitoring
:SENSe:DATA:TELecom:SDT
:SENSe:DATA:TELecom:SDT?

No Traffic Time
:SENSe:DATA:TELecom:SDT:NTTime
:SENSe:DATA:TELecom:SDT:NTTime?

Pass/Fail Verdict
:SENSe:DATA:TELecom:SDT:VERDict
:SENSe:DATA:TELecom:SDT:VERDict?

SDT Threshold
:SENSe:DATA:TELecom:SDT:THReshold
:SENSe:DATA:TELecom:SDT:THReshold?

Debounce Time
:SENSe:DATA:TELecom:SDT:DT
:SENSe:DATA:TELecom:SDT:DT?

Ethernet Frame

:SOURce:DATA:TELecom:ETHernet:STReam:FRAMe:SIZE
:SOURce:DATA:TELecom:ETHernet:STReam:FRAMe:SIZE?

Shapping

TX Rate
Ethernet
:SOURce:DATA:TELecom:ETHernet:STReam:RATE
:SOURce:DATA:TELecom:ETHernet:STReam:RATE?

Fibre Channel
:SOURce:DATA:TELecom:FIBer:STReam:RATE
:SOURce:DATA:TELecom:FIBer:STReam:RATE?

Enable TX
:SOURce:DATA:TELecom:ETHernet:STReam:TX:STATus
:SOURce:DATA:TELecom:ETHernet:STReam:TX:STATus?

Latency

Enable
:SOURce:DATA:TELecom:ETHernet:STReam:QOSMetrics:LATency:ENABle
:SOURce:DATA:TELecom:ETHernet:STReam:QOSMetrics:LATency:ENABle?

Mode
NEW *:SOURce:DATA:TELecom:ETHernet:STReam:LATency:MODE:TYPE*
NEW *:SOURce:DATA:TELecom:ETHernet:STReam:LATency:MODE:TYPE?*

Pass/Fail Verdict
:SOURce:DATA:TELecom:ETHernet:STReam:QOSMetrics:LATency:STATus
:SOURce:DATA:TELecom:ETHernet:STReam:QOSMetrics:LATency:STATus?

Round-Trip Threshold Threshold
:SOURce:DATA:TELecom:ETHernet:STReam:QOSMetrics:LATency:VALue
:SOURce:DATA:TELecom:ETHernet:STReam:QOSMetrics:LATency:VALue?

EtherSAM - Burst

Parameters

Number of Burst Sequence
:SOURce:DATA:TELecom:ETHernet:ESAM:CONFig:BURSt:PARameters:NOBSequence
:SOURce:DATA:TELecom:ETHernet:ESAM:CONFig:BURSt:PARameters:NOBSequence?

Refil Delay Ratio
:SOURce:DATA:TELecom:ETHernet:ESAM:CONFig:BURSt:PARameters:RDERatio
:SOURce:DATA:TELecom:ETHernet:ESAM:CONFig:BURSt:PARameters:RDERatio?

Burst/IR Frame Ratio
:SOURce:DATA:TELecom:ETHernet:ESAM:CONFig:BURSt:PARameters:BIRFrame
:SOURce:DATA:TELecom:ETHernet:ESAM:CONFig:BURSt:PARameters:BIRFrame?

Table

CBS Test Time
:FETCh:DATA:TELecom:ETHernet:ESAM:BURSt:CBS:TIME?

EBS Test Time
:FETCh:DATA:TELecom:ETHernet:ESAM:BURSt:EBS:TIME?

Total Burst Test Time
:FETCh:DATA:TELecom:ETHernet:ESAM:BURSt:TBURst:TIME?

Total
:FETCh:DATA:TELecom:ETHernet:ESAM:BURSt:TOTal?

EtherSAM - Global

Dual Test Set

Dual Test Set
:SOURce:DATA:TELecom:ETHernet:DUALtest:ENABled
:SOURce:DATA:TELecom:ETHernet:DUALtest:ENABled?

NAT LAN/WAN and **WAN IP**
:FETCh:DATA:TELecom:ETHernet:ESAM:NATDiscovery:STATus?
:FETCh:DATA:TELecom:ETHernet:ESAM:NATDiscovery:LWIPaddress?

Discover Remote Button
Refer to *Discover Remote Button*.

Subtests

Service Configuration Test
:SOURce:DATA:TELecom:ETHernet:ESAM:CONFig:OVERview:SCOTest:TYPE
:SOURce:DATA:TELecom:ETHernet:ESAM:CONFig:OVERview:SCOTest:TYPE?

Service Performance Test
:SOURce:DATA:TELecom:ETHernet:ESAM:GLOBal:SPRTest:ENABled
:SOURce:DATA:TELecom:ETHernet:ESAM:GLOBal:SPRTest:ENABled?

Subtest Duration
:SOURce:DATA:TELecom:ETHernet:ESAM:GLOBal:SPRTest:DURation
:SOURce:DATA:TELecom:ETHernet:ESAM:GLOBal:SPRTest:DURation?

Global Test Duration Estimation
:FETCh:DATA:TELecom:ETHernet:ESAM:GLOBal:TDURation:ESTimate?

Global Options

Per Direction Configuration
:SOURce:DATA:TELecom:ETHernet:ESAM:GLOBal:PDIRection:CONFig:STATus
:SOURce:DATA:TELecom:ETHernet:ESAM:GLOBal:PDIRection:CONFig:STATus?

Latency Measurement Mode
:SOURce:DATA:TELecom:ETHernet:ESAM:GLOBal:LMMode
:SOURce:DATA:TELecom:ETHernet:ESAM:GLOBal:LMMode?

LOPPS-L and **LOPPS-R**
:FETCh:DATA:TELecom:ETHernet:ESAM:GLOBal:LATency:ALARm:CURRent?

Restore EtherSAM Defaults

:SOURce:DATA:TELecom:ETHernet:ESAM:RESTore:DEFault

EtherSAM - Ramp

Add Step
:SOURce:DATA:TELecom:ETHernet:ESAM:RAMP:STEP:ADD

Delete Step
:SOURce:DATA:TELecom:ETHernet:ESAM:RAMP:STEP:DELete

Defaults
:SOURce:DATA:TELecom:ETHernet:ESAM:RAMP:STEP:DEFault

Step Time
:SOURce:DATA:TELecom:ETHernet:ESAM:RAMP:STEP:TIME
:SOURce:DATA:TELecom:ETHernet:ESAM:RAMP:STEP:TIME?

Ramp Duration
:FETCh:DATA:TELecom:ETHernet:ESAM:RAMP:DURation?

FC BERT

Pattern

Coupled RX to TX
:SENSe:DATA:TELecom:COUPled
:SENSe:DATA:TELecom:COUPled?

TX Pattern
:SOURce:DATA:TELecom:PATTern:TYPE
:SOURce:DATA:TELecom:PATTern:TYPE?
:SOURce:DATA:TELecom:PATTern:TYPE:USER:VALue
:SOURce:DATA:TELecom:PATTern:TYPE:USER:VALue?
Invert
:SOURce:DATA:TELecom:POLarity
:SOURce:DATA:TELecom:POLarity?

RX Pattern
:SENSe:DATA:TELecom:PATTern:TYPE
:SENSe:DATA:TELecom:PATTern:TYPE?
:SENSe:DATA:TELecom:PATTern:TYPE:USER:VALue
:SENSe:DATA:TELecom:PATTern:TYPE:USER:VALue?
Invert
:SENSe:DATA:TELecom:POLarity
:SENSe:DATA:TELecom:POLarity?

Bit Error

Pass/Fail Verdict and **BER Threshold**
:SENSe:DATA:TELecom:PATTern:THReshold:RATE
:SENSe:DATA:TELecom:PATTern:THReshold:RATE?
:SENSe:DATA:TELecom:PATTern:THReshold:COUNt
:SENSe:DATA:TELecom:PATTern:THReshold:COUNt?
:SOURce:DATA:TELecom:PATTern:VERDict:DISable

FC Frame

Frame Size
:SOURce:DATA:TELecom:FIBer:STReam:SIZE
:SOURce:DATA:TELecom:FIBer:STReam:SIZE?

Latency Tag Insertion

Latency Tag
:SOURce:DATA:TELecom:FIBer:STReam:LATency
:SOURce:DATA:TELecom:FIBer:STReam:LATency?

Pass/Fail Verdict
:SOURce:DATA:TELecom:FIBer:STReam:LATency:VERDict
:SOURce:DATA:TELecom:FIBer:STReam:LATency:VERDict?

Round-Trip Latency Threshold
:SENSe:DATA:TELecom:FIBer:RTLatency:THReshold
:SENSe:DATA:TELecom:FIBer:RTLatency:THReshold?

Shapping

TX Rate
:SOURce:DATA:TELecom:FIBer:STReam:RATE
:SOURce:DATA:TELecom:FIBer:STReam:RATE?

Fibre Channel

World Wide Name (WWN)

Source
:SOURce:DATA:TELecom:FIBer:PORT:WSOurce
:SOURce:DATA:TELecom:FIBer:PORT:WSOurce?

Destination
:SOURce:DATA:TELecom:FIBer:PORT:WDEStination
:SOURce:DATA:TELecom:FIBer:PORT:WDEStination?

Buffer to Buffer Flow Control

Enable
:SOURce:DATA:TELecom:FIBer:PORT:FCONtrol:ENABle
:SOURce:DATA:TELecom:FIBer:PORT:FCONtrol:ENABle?

Available BB_Credit
:SOURce:DATA:TELecom:FIBer:PORT:AVAilable:BBCRedit
:SOURce:DATA:TELecom:FIBer:PORT:AVAilable:BBCRedit?

Login

Enable
:SOURce:DATA:TELecom:FIBer:PORT:LOGin:STATus
:SOURce:DATA:TELecom:FIBer:PORT:LOGin:STATus?

Login
:FETCh:DATA:TELecom:FIBer:PORT:LOGin

Advertised BB_Credit
:SOURce:DATA:TELecom:FIBer:PORT:ADVertised:BBCRedit
:SOURce:DATA:TELecom:FIBer:PORT:ADVertised:BBCRedit?

Discoverd Topology
:FETCh:DATA:TELecom:FIBer:PORT:DTOPology?

Fabric Status
:FETCh:DATA:TELecom:FIBer:PORT:FLOGin:STATus?

Port Status
:FETCh:DATA:TELecom:FIBer:PORT:PLOGin:STATus?

FlexE Group

FlexE Status

:FETCh:DATA:TELecom:FETHernet:GROup:STATus?

Calendar Mismatch

:SOURce:DATA:TELecom:FETHernet:GROup:CALendar
:SOURce:DATA:TELecom:FETHernet:GROup:CALendar?

FlexE Group Number

:SOURce:DATA:TELecom:FETHernet:GROup:NUMBer
:SOURce:DATA:TELecom:FETHernet:GROup:NUMBer?

Calendar

:SOURce:DATA:TELecom:FETHernet:GROup:CALendar
:SOURce:DATA:TELecom:FETHernet:GROup:CALendar?

Link

:FETCh:DATA:TELecom:ETHernet:LINK:LRATe:GLOBal:STATus?

Modify

Refer to *FlexE Calendar*.

FlexO/OTN

FlexO

FlexO Status
:FETCh:DATA:TELecom:FOTN:GROup:STATus?

FlexO Group ID
:SOURce:DATA:TELecom:FOTN:GROup:IDentifier
:SOURce:DATA:TELecom:FOTN:GROup:IDentifier?

OTUCn

Edit ID
:SOURce:DATA:TELecom:FOTN:CLIent:MCID

Client ID, **Type**, and **Trib Slot**
:SOURce:DATA:TELecom:FOTN:CLIent:CONFig?

FTFL/PT

FTFL

Overwrite
:SOURce:DATA:TELecom:OTN:ODU[1..n]:FTFL:OVERwrite:ENABled
:SOURce:DATA:TELecom:OTN:ODU[1..n]:FTFL:OVERwrite:ENABled?

:SOURce:DATA:TELecom:OTN:ODU[1..n]:E[1..n]:FTFL:OVERwrite:ENABled
:SOURce:DATA:TELecom:OTN:ODU[1..n]:E[1..n]:FTFL:OVERwrite:ENABled?

:SOURce:DATA:TELecom:OTN:ODU[1..n]:F:FTFL:OVERwrite:ENABled
:SOURce:DATA:TELecom:OTN:ODU[1..n]:F:FTFL:OVERwrite:ENABled?

:SOURce:DATA:TELecom:OTN:OPU[1..n]:PTYPe:OVERwrite:ENABled
:SOURce:DATA:TELecom:OTN:OPU[1..n]:PTYPe:OVERwrite:ENABled?

Fault Indication
:SOURce:DATA:TELecom:OTN:ODU[1..n]:FTFL:INDication
:SOURce:DATA:TELecom:OTN:ODU[1..n]:FTFL:INDication?

:SOURce:DATA:TELecom:OTN:ODU[1..n]:E[1..n]:FTFL:INDication
:SOURce:DATA:TELecom:OTN:ODU[1..n]:E[1..n]:FTFL:INDication?

:SOURce:DATA:TELecom:OTN:ODU[1..n]:F:FTFL:INDication
:SOURce:DATA:TELecom:OTN:ODU[1..n]:F:FTFL:INDication?

Code
:SOURce:DATA:TELecom:OTN:ODU[1..n]:FTFL:CODE
:SOURce:DATA:TELecom:OTN:ODU[1..n]:FTFL:CODE?

:SOURce:DATA:TELecom:OTN:ODU[1..n]:E[1..n]:FTFL:CODE
:SOURce:DATA:TELecom:OTN:ODU[1..n]:E[1..n]:FTFL:CODE?

:SOURce:DATA:TELecom:OTN:ODU[1..n]:F:FTFL:CODE
:SOURce:DATA:TELecom:OTN:ODU[1..n]:F:FTFL:CODE?

Operator Identifier
:SOURce:DATA:TELecom:OTN:ODU[1..n]:FTFL:IDENtifier
:SOURce:DATA:TELecom:OTN:ODU[1..n]:FTFL:IDENtifier?

:SOURce:DATA:TELecom:OTN:ODU[1..n]:E[1..n]:FTFL:IDENtifier
:SOURce:DATA:TELecom:OTN:ODU[1..n]:E[1..n]:FTFL:IDENtifier?

:SOURce:DATA:TELecom:OTN:ODU[1..n]:F:FTFL:IDENtifier
:SOURce:DATA:TELecom:OTN:ODU[1..n]:F:FTFL:IDENtifier?

Operator Specific
:SOURce:DATA:TELecom:OTN:ODU[1..n]:FTFL:OPSPec
:SOURce:DATA:TELecom:OTN:ODU[1..n]:FTFL:OPSPec?

:SOURce:DATA:TELecom:OTN:ODU[1..n]:E[1..n]:FTFL:OPSPec
:SOURce:DATA:TELecom:OTN:ODU[1..n]:E[1..n]:FTFL:OPSPec?

:SOURce:DATA:TELecom:OTN:ODU[1..n]:F:FTFL:OPSPec
:SOURce:DATA:TELecom:OTN:ODU[1..n]:F:FTFL:OPSPec?

PT / Global PT

Overwrite
:SOURce:DATA:TELecom:OTN:OPU[1..n]:E:PTYPe:OVERwrite:ENABled
:SOURce:DATA:TELecom:OTN:OPU[1..n]:E:PTYPe:OVERwrite:ENABled?
:SOURce:DATA:TELecom:OTN:OPU[1..n]:F:PTYPe:OVERwrite:ENABled
:SOURce:DATA:TELecom:OTN:OPU[1..n]:F:PTYPe:OVERwrite:ENABled?

Payload Type
:SOURce:DATA:TELecom:OTN:OPU[1..n]:PTYPe
:SOURce:DATA:TELecom:OTN:OPU[1..n]:PTYPe?
:SENSe:DATA:TELecom:OTN:OPU[1..n]:PTYPe
:SENSe:DATA:TELecom:OTN:OPU[1..n]:PTYPe?

For OPU1e and OPU2e only
:SOURce:DATA:TELecom:OTN:OPU[1..n]:E:PTYPe
:SOURce:DATA:TELecom:OTN:OPU[1..n]:E:PTYPe?
:SENSe:DATA:TELecom:OTN:OPU[1..n]:E:PTYPe
:SENSe:DATA:TELecom:OTN:OPU[1..n]:E:PTYPe?

:SOURce:DATA:TELecom:OTN:OPU[1..n]:F:PTYPe
:SOURce:DATA:TELecom:OTN:OPU[1..n]:F:PTYPe?
:SENSe:DATA:TELecom:OTN:OPU[1..n]:F:PTYPe
:SENSe:DATA:TELecom:OTN:OPU[1..n]:F:PTYPe?

Payload Type - Global Overwrite Status Icon (Multi-Channel OTN)
:SENSe:DATA:TELecom:OTN:OPU[1..n]:GOVErwrite?

Code
:SOURce:DATA:TELecom:OTN:OPU[1..n]:PCODe
:SOURce:DATA:TELecom:OTN:OPU[1..n]:PCODe?
:SENSe:DATA:TELecom:OTN:OPU[1..n]:PCODe
:SENSe:DATA:TELecom:OTN:OPU[1..n]:PCODe?

:SOURce:DATA:TELecom:OTN:OPU[1..n]:E:PCODe
:SOURce:DATA:TELecom:OTN:OPU[1..n]:E:PCODe?
:SENSe:DATA:TELecom:OTN:OPU[1..n]:E:PCODe
:SENSe:DATA:TELecom:OTN:OPU[1..n]:E:PCODe?

:SOURce:DATA:TELecom:OTN:OPU[1..n]:F:PCODe
:SOURce:DATA:TELecom:OTN:OPU[1..n]:F:PCODe?
:SENSe:DATA:TELecom:OTN:OPU[1..n]:F:PCODe
:SENSe:DATA:TELecom:OTN:OPU[1..n]:F:PCODe?

OPU-PLM
:SENSe:DATA:TELecom:OTN:OPU[1..n]:PLM
:SENSe:DATA:TELecom:OTN:OPU[1..n]:PLM?

:SENSe:DATA:TELecom:OTN:OPU[1..n]:E:PLM
:SENSe:DATA:TELecom:OTN:OPU[1..n]:E:PLM?

:SENSe:DATA:TELecom:OTN:OPU[1..n]:F:PLM
:SENSe:DATA:TELecom:OTN:OPU[1..n]:F:PLM?

Frequency

Port

:SOURce:DATA:TELecom:PORT
:SOURce:DATA:TELecom:PORT?

FlexE PHY Number

:SOURce:DATA:TELecom:FETHernet:GROup:PNUMber?

FlexO Instance ID

:SOURce:DATA:TELecom:FOTN:INSTance:IDentifier?

TX Frequency

Frequency
:SOURce:DATA:TELecom:OPTical:PORT:FREQuency?

Offset

Mode selection
:SOURce:DATA:TELecom:OPTical:PORT:FREQuency:OFFSet:METHod
:SOURce:DATA:TELecom:OPTical:PORT:FREQuency:OFFSet:METHod?

Activation
:SOURce:DATA:TELecom:OPTical:PORT:FREQuency:OFFSet
:SOURce:DATA:TELecom:OPTical:PORT:FREQuency:OFFSet?

Fixed value
:SOURce:DATA:TELecom:OPTical:PORT:FREQuency:OFFSet:VALue
:SOURce:DATA:TELecom:OPTical:PORT:FREQuency:OFFSet:VALue?

Sweep value
:FETCh:DATA:TELecom:OPTical:PORT:FREQuency:OFFSet?
Sweep Range
:SOURce:DATA:TELecom:OPTical:PORT:FREQuency:OFFSet:MINimum

:SOURce:DATA:TELecom:OPTical:PORT:FREQuency:OFFSet:MINimum?
:SOURce:DATA:TELecom:OPTical:PORT:FREQuency:OFFSet:MAXimum
:SOURce:DATA:TELecom:OPTical:PORT:FREQuency:OFFSet:MAXimum?

RX Frequency

Frequency
:SENSe:DATA:TELecom:OPTical:PORT:FREQuency?

Offset
:SENSe:DATA:TELecom:OPTical:PORT:FREQuency:OFFSet:VALue?

Max Negative Offset
:SENSe:DATA:TELecom:OPTical:PORT:FREQuency:NEGative?

Max Positive Offset
:SENSe:DATA:TELecom:OPTical:PORT:FREQuency:POSitive?

GFP-F/GFP-T

CDF pFCS / CMF pFCS
:SOURce:DATA:TELecom:GFP:CHANnel:CONFig:TYPE
:SOURce:DATA:TELecom:GFP:CHANnel:CONFig:TYPE?

EXI
:SOURce:DATA:TELecom:GFP:CONFig:EXI
:SOURce:DATA:TELecom:GFP:CONFig:EXI?

CID
:SOURce:DATA:TELecom:GFP:CHANnel:CONFig:CID
:SOURce:DATA:TELecom:GFP:CHANnel:CONFig:CID?

Interface (Ethernet, Packet Sync, Fibre Channel, and Wireless)

Port

:SOURce:DATA:TELecom:PORT
:SOURce:DATA:TELecom:PORT?

FlexE PHY Number

:SOURce:DATA:TELecom:FETHernet:GROup:PNUMber
:SOURce:DATA:TELecom:FETHernet:GROup:PNUMber?

FlexO Instance ID

:SOURce:DATA:TELecom:FOTN:INSTance:IDentifier
:SOURce:DATA:TELecom:FOTN:INSTance:IDentifier?

LINK

LINK

For Ethernet up to 25G or FlexE client (all rates): Live LINK status
:FETCh:DATA:TELecom:ETHernet:LINK:LRATe:GLOBal:STATus?

For Ethernet parallel interfaces: Live LINK and alarm status
For Ethernet serial interfaces 25G and up: Live alarm status
:FETCh:DATA:TELecom:ETHernet:ALARm:LINK?

For Ethernet 50G
:FETCh:DATA:TELecom:ETHernet:FEC:ALARm:LINK?

For Fiber Channel
:FETCh:DATA:TELecom:FIBer:LINK?

WIS Link (10G WAN)
:FETCh:DATA:TELecom:ETHernet:WIS:ALARm:LINK?

RS-FEC
:SOURce:DATA:TELecom:ETHernet:RSFec
:SOURce:DATA:TELecom:ETHernet:RSFec?
- CPRI - 24.3G
NEW *:SOURce:DATA:TELecom:CPRI:FEC:ENABle*
NEW *:SOURce:DATA:TELecom:CPRI:FEC:ENABle?*

RS-FEC (RX Only)
:SOURce:DATA:TELecom:ETHernet:FEC:ENABle
:SOURce:DATA:TELecom:ETHernet:FEC:ENABle?

FEC Degraded SER
:SOURce:DATA:TELecom:ETHernet:FEC:DSER:ENABle
:SOURce:DATA:TELecom:ETHernet:FEC:DSER:ENABle?

Thresholds - FEC Degraded SER Thresholds
Refer to *Thresholds (FEC Degraded SER)* on page 414.

Auto-Negotiation
:SOURce:DATA:TELecom:ETHernet:PORT:NEGotiation
:SOURce:DATA:TELecom:ETHernet:PORT:NEGotiation?

Flow Control
:FETCh:DATA:TELecom:ETHernet:PORT:FCONtrol?
:SOURce:DATA:TELecom:ETHernet:PORT:ANEGotiation:FCONtrol
:SOURce:DATA:TELecom:ETHernet:PORT:ANEGotiation:FCONtrol?

Speed
:SOURce:DATA:TELecom:ETHernet:PORT:BANDwidth
:SOURce:DATA:TELecom:ETHernet:PORT:BANDwidth?
:FETCh:DATA:TELecom:ETHernet:PORT:BANDwidth?

Cable Mode
:SOURce:DATA:TELecom:ETHernet:PORT:CABLe:MODE
:SOURce:DATA:TELecom:ETHernet:PORT:CABLe:MODE?
:SOURce:DATA:TELecom:ETHernet:PORT:CABLe:MODE:STATus
:SOURce:DATA:TELecom:ETHernet:PORT:CABLe:MODE:STATus?

Flow Control
:SOURce:DATA:TELecom:ETHernet:PORT:FCONtrol
:SOURce:DATA:TELecom:ETHernet:PORT:FCONtrol?

WIS
:SOURce:DATA:TELecom:ETHernet:WIS:TRACe
:SOURce:DATA:TELecom:ETHernet:WIS:TRACe?
:SOURce:DATA:TELecom:ETHernet:WIS:PATH:LABel
:SOURce:DATA:TELecom:ETHernet:WIS:PATH:LABel?

Duplex
:SOURce:DATA:TELecom:ETHernet:PORT:DUPLex
:SOURce:DATA:TELecom:ETHernet:PORT:DUPLex?
:FETCh:DATA:TELecom:ETHernet:PORT:DUPLex?

:SOURce:DATA:TELecom:ETHernet:PORT:ANEGotiation:DUPLex
:SOURce:DATA:TELecom:ETHernet:PORT:ANEGotiation:DUPLex?

Local Clock
:SOURce:DATA:TELecom:ETHernet:PORT:LOCal:CLOCk
:SOURce:DATA:TELecom:ETHernet:PORT:LOCal:CLOCk?
:FETCh:DATA:TELecom:ETHernet:PORT:LOCal:CLOCk?

PSP (Link Protocol)
:SOURce:DATA:TELecom:FIBer:PSP
:SOURce:DATA:TELecom:FIBer:PSP?

LINK (CPRI)

LINK
:FETCh:DATA:TELecom:CPRI:PORT:LINK:STATus?

Sequence
:FETCh:DATA:TELecom:CPRI:PORT:SSTate?
:FETCh:DATA:TELecom:CPRI:PORT:FSYNc:STATus?

Protocol
:SOURce:DATA:TELecom:CPRI:PORT:PROTocol
:SOURce:DATA:TELecom:CPRI:PORT:PROTocol?
:SENSe:DATA:TELecom:CPRI:PORT:PROTocol:VERSion?

C&M Channel
:SOURce:DATA:TELecom:CPRI:PORT:CMCHannel
:SOURce:DATA:TELecom:CPRI:PORT:CMCHannel?

Subchannel
:SOURce:DATA:TELecom:CPRI:PORT:SUBChannel
:SOURce:DATA:TELecom:CPRI:PORT:SUBChannel?

Rate for HDLC
:SOURce:DATA:TELecom:CPRI:PORT:HDLC:RATE
:SOURce:DATA:TELecom:CPRI:PORT:HDLC:RATE?

Rate for Ethernet C&M Channel
:FETCh:DATA:TELecom:CPRI:PORT:ETHernet:RATE?
:SENSe:DATA:TELecom:CPRI:PORT:ETHernet:RATE?
:SENSe:DATA:TELecom:CPRI:PORT:HDLC:RATE?

Scrambling
:SOURce:DATA:TELecom:CPRI:UNFRamed:SCRamble:ENABle
:SOURce:DATA:TELecom:CPRI:UNFRamed:SCRamble:ENABle?

LINK (OBSAI)

LINK
:FETCh:DATA:TELecom:CPRI:OBSai:LINK:LIVE?
:FETCh:DATA:TELecom:CPRI:OBSai:STATe:TRANsmit:LIVE?
:FETCh:DATA:TELecom:CPRI:OBSai:STATe:RECeive:LIVE?

:SOURce:DATA:TELecom:CPRI:OBSai:FTIDle
:SOURce:DATA:TELecom:CPRI:OBSai:FTIDle?
:SOURce:DATA:TELecom:CPRI:OBSai:SCRamble
:SOURce:DATA:TELecom:CPRI:OBSai:SCRamble?
:SOURce:DATA:TELecom:CPRI:OBSai:TXSeed
:SOURce:DATA:TELecom:CPRI:OBSai:TXSeed?

:FETCh:DATA:TELecom:CPRI:OBSai:RXSeed?
:SOURce:DATA:TELecom:CPRI:OBSai:FCBGen
:SOURce:DATA:TELecom:CPRI:OBSai:FCBGen?

Remote Fault Emulation

:SOURce:DATA:TELecom:ETHernet:LRATe:RFE:ENABle
:SOURce:DATA:TELecom:ETHernet:LRATe:RFE:ENABle?
|| *:SOURce:DATA:TELecom:ETHernet:HRATe:RFE:ENABle*
|| *:SOURce:DATA:TELecom:ETHernet:HRATe:RFE:ENABle?*

RP3 Address

:SOURce:DATA:TELecom:CPRI:OBSai:RPFRame:ADDRess:SOURce
:SOURce:DATA:TELecom:CPRI:OBSai:RPFRame:ADDRess:SOURce?
:SOURce:DATA:TELecom:CPRI:OBSai:RPFRame:ADDRess:TARGet
:SOURce:DATA:TELecom:CPRI:OBSai:RPFRame:ADDRess:TARGet?
:FETCh:DATA:TELecom:CPRI:OBSai:RPFRame:ADDRess:PTARget?
:SOURce:DATA:TELecom:CPRI:OBSai:RPFRame:ADDRess:MISMatch
:SOURce:DATA:TELecom:CPRI:OBSai:RPFRame:ADDRess:MISMatch?

RP3 Message

:SOURce:DATA:TELecom:CPRI:OBSai:RPFRame:MESSages:TYPE
:SOURce:DATA:TELecom:CPRI:OBSai:RPFRame:MESSages:TYPE?
:FETCh:DATA:TELecom:CPRI:OBSai:RPFRame:MESSages:KMG?
:FETCh:DATA:TELecom:CPRI:OBSai:RPFRame:MESSages:MMG?
:FETCh:DATA:TELecom:CPRI:OBSai:RPFRame:MESSages:NMG?

FEC (FlexO BERT)

:SOURce:DATA:TELecom:FOTN:FEC
:SOURce:DATA:TELecom:FOTN:FEC?

Physical Interface

TX Power
:SENSe:DATA:TELecom:OPTical:TX:POWer?
:SENSe:DATA:TELecom:OPTical:RX:POWer?

Min RX Power
:SENSe:DATA:TELecom:OPTical:RX:POWer:MINimum?
:SENSe:DATA:TELecom:OPTical:RX:POWer:MAXimum?

Wavelength
:SENSe:DATA:TELecom:OPTical:LASer:WAVelength?
|| *:SENSe:DATA:TELecom:OPTical:WAVelength?*

For tunable transceivers:
:SOURce:DATA:TELecom:OPTical:TUNable:WAVelength?

Laser ON/OFF button
Refer to *Laser ON/OFF Button*

Power Range
:SENSe:DATA:TELecom:OPTical:POWer:RANGe?

Laser OFF at Start-Up
:SENSe:DATA:TELecom:LOFF
:SENSe:DATA:TELecom:LOFF?

Modify Wavelength
Refer to *Modify Wavelength* on page 408.

Labels

STS/AU Path (C2)
:SOURce:DATA:TELecom:SDHSonet:HOP:PATH:LABel
:SOURce:DATA:TELecom:SDHSonet:HOP:PATH:LABel?
:SENSe:DATA:TELecom:SDHSonet:HOP:PATH:LABel:EXPected
:SENSe:DATA:TELecom:SDHSonet:HOP:PATH:LABel:EXPected?

PLM-P/UNEQ-P / HP-PLM/HP-UNEQ
:SENSe:DATA:TELecom:SDHSonet:HOP:PUNeq
:SENSe:DATA:TELecom:SDHSonet:HOP:PUNeq?

VT/TU Path (V5)
:SOURce:DATA:TELecom:SDHSonet:LOP:PATH:LABel
:SOURce:DATA:TELecom:SDHSonet:LOP:PATH:LABel?
:SENSe:DATA:TELecom:SDHSonet:LOP:PATH:LABel:EXPected
:SENSe:DATA:TELecom:SDHSonet:LOP:PATH:LABel:EXPected?

:SOURce:DATA:TELecom:SDHSonet:LOPTu:PATH:LABel
:SOURce:DATA:TELecom:SDHSonet:LOPTu:PATH:LABel?
:SENSe:DATA:TELecom:SDHSonet:LOPTu:PATH:LABel:EXPected
:SENSe:DATA:TELecom:SDHSonet:LOPTu:PATH:LABel:EXPected?

PLM-V/UNEQ-V / LP-PLM/LP-UNEQ
:SENSe:DATA:TELecom:SDHSonet:LOP:PUNeq
:SENSe:DATA:TELecom:SDHSonet:LOP:PUNeq?

Link OAM

OAM Mode

:SOURce:DATA:TELecom:LOAM:MODE
:SOURce:DATA:TELecom:LOAM:MODE?

OAMPDU Destination MAC Address

:SOURce:DATA:TELecom:LOAM:PDU:DESTination:MAC
:SOURce:DATA:TELecom:LOAM:PDU:DESTination:MAC?

Default
:SOURce:DATA:TELecom:LOAM:PDU:DESTination:MAC:ENABle
:SOURce:DATA:TELecom:LOAM:PDU:DESTination:MAC:ENABle?

Pass/Fail Verdict

:SOURce:DATA:TELecom:LOAM:VERDict:ENABle
:SOURce:DATA:TELecom:LOAM:VERDict:ENABle?

Remote Alarms
:SOURce:DATA:TELecom:LOAM:VERDict:ALARm:ENABle
:SOURce:DATA:TELecom:LOAM:VERDict:ALARm:ENABle?

Remote Loopback
:SOURce:DATA:TELecom:LOAM:VERDict:LBACk:ENABle
:SOURce:DATA:TELecom:LOAM:VERDict:LBACk:ENABle?

OAM Discovery Status

Local
:FETCh:DATA:TELecom:LOAM:DISCovery:LOCal:STATus?

Remote
:FETCh:DATA:TELecom:LOAM:DISCovery:REMote:STATus?

Loopback

Local - Enable/Disable
:SOURce:DATA:TELecom:LOAM:LBACk:LOCal

Remote - Enable/Disable
:SOURce:DATA:TELecom:LOAM:LBACk:REMOte

Status
:FETCh:DATA:TELecom:LOAM:LBACk:STATus?

MAC/IP/UDP

Couple With Interface

:SOURce:DATA:TELecom:ETHernet:STReam:COUPled:ENABle
:SOURce:DATA:TELecom:ETHernet:STReam:COUPled:ENABle?

Client ID

:SOURce:DATA:TELecom:FETHernet:CLIent:IDentifier
:SOURce:DATA:TELecom:FETHernet:CLIent:IDentifier?

Size

:SOURce:DATA:TELecom:FETHernet:CLIent:CALendar:CONFig?

MAC

Source MAC Address

:SOURce:DATA:TELecom:ETHernet:STReam:ADDRess:SOURce
:SOURce:DATA:TELecom:ETHernet:STReam:ADDRess:SOURce?

Destination MAC Address
:SOURce:DATA:TELecom:ETHernet:STReam:ADDRess:DESTination
:SOURce:DATA:TELecom:ETHernet:STReam:ADDRess:DESTination?

EtherType
:SOURce:DATA:TELecom:ETHernet:STReam:ETHer
:SOURce:DATA:TELecom:ETHernet:STReam:ETHer?

OUI
:SOURce:DATA:TELecom:ETHernet:STReam:MAC:OUI
:SOURce:DATA:TELecom:ETHernet:STReam:MAC:OUI?

Source Flooding
:SOURce:DATA:TELecom:ETHernet:STReam:ADDRess:SOURce:FLOoding
:SOURce:DATA:TELecom:ETHernet:STReam:ADDRess:SOURce:FLOoding?

Destination Flooding
:SOURce:DATA:TELecom:ETHernet:STReam:ADDRess:DESTination:FLOoding
:SOURce:DATA:TELecom:ETHernet:STReam:ADDRess:DESTination:FLOoding?

Flood Range
:SOURce:DATA:TELecom:ETHernet:STReam:ADDRess:FLOoding:RANGe
:SOURce:DATA:TELecom:ETHernet:STReam:ADDRess:FLOoding:RANGe?

VLAN

VLAN ID
:SOURce:DATA:TELecom:ETHernet:STReam:VLAN:ID
:SOURce:DATA:TELecom:ETHernet:STReam:VLAN:ID?

:SOURce:DATA:TELecom:ETHernet:ESAM:CONFig:SERVices:VLAN:ID
:SOURce:DATA:TELecom:ETHernet:ESAM:CONFig:SERVices:VLAN:ID?

Priority
:SOURce:DATA:TELecom:ETHernet:STReam:VLAN:PRIority
:SOURce:DATA:TELecom:ETHernet:STReam:VLAN:PRIority?

:SOURce:DATA:TELecom:ETHernet:ESAM:CONFig:SERVices:VLAN:PRIority
:SOURce:DATA:TELecom:ETHernet:ESAM:CONFig:SERVices:VLAN:PRIority?

Type
:SOURce:DATA:TELecom:ETHernet:STReam:VLAN:TYPE
:SOURce:DATA:TELecom:ETHernet:STReam:VLAN:TYPE?

:SOURce:DATA:TELecom:ETHernet:ESAM:CONFig:SERVices:VLAN:TYPE
:SOURce:DATA:TELecom:ETHernet:ESAM:CONFig:SERVices:VLAN:TYPE?

Drop Eligible
:SOURce:DATA:TELecom:ETHernet:STReam:VLAN:ID:ELIGiblebit
:SOURce:DATA:TELecom:ETHernet:STReam:VLAN:ID:ELIGiblebit?

:SOURce:DATA:TELecom:ETHernet:ESAM:CONFig:SERVices:VLAN:ID:ELIGiblebit
:SOURce:DATA:TELecom:ETHernet:ESAM:CONFig:SERVices:VLAN:ID:ELIGiblebit?

MPLS

Label
:SOURce:DATA:TELecom:ETHernet:STReam:MPLS:LABel
:SOURce:DATA:TELecom:ETHernet:STReam:MPLS:LABel?

COS
:SOURce:DATA:TELecom:ETHernet:STReam:MPLS:COSexp
:SOURce:DATA:TELecom:ETHernet:STReam:MPLS:COSexp?

TTL
:SOURce:DATA:TELecom:ETHernet:STReam:MPLS:TTL
:SOURce:DATA:TELecom:ETHernet:STReam:MPLS:TTL?

IP (IPv4)

Automatic IP (DHCP)
:SOURce:DATA:TELecom:ETHernet:STReam:IP:AUTomatic:STATus
:SOURce:DATA:TELecom:ETHernet:STReam:IP:AUTomatic:STATus?

Source IP Address
:SOURce:DATA:TELecom:ETHernet:STReam:ADDRess:SOURce:IP
:SOURce:DATA:TELecom:ETHernet:STReam:ADDRess:SOURce:IP?

Destination IP Address
:SOURce:DATA:TELecom:ETHernet:STReam:ADDRess:DESTination:IP
:SOURce:DATA:TELecom:ETHernet:STReam:ADDRess:DESTination:IP?
:SOURce:DATA:TELecom:ETHernet:STReam:QPINg
:SOURce:DATA:TELecom:ETHernet:STReam:QPINg?

Subnet Mask
:SOURce:DATA:TELecom:ETHernet:STReam:SOURce:MASK:IP
:SOURce:DATA:TELecom:ETHernet:STReam:SOURce:MASK:IP?

Source IP Multiplicator
:SOURce:DATA:TELecom:ETHernet:STReam:SOURce:IP:MULTiplicat
:SOURce:DATA:TELecom:ETHernet:STReam:SOURce:IP:MULTiplicat?
:SOURce:DATA:TELecom:ETHernet:STReam:SOURce:IP:RANGe
:SOURce:DATA:TELecom:ETHernet:STReam:SOURce:IP:RANGe?

Resolve MAC Address
:SOURce:DATA:TELecom:ETHernet:STReam:DESTination:RESolve
:SOURce:DATA:TELecom:ETHernet:STReam:DESTination:RESolve?
:SOURce:DATA:TELecom:ETHernet:STReam:DESTination:RESolve:STATus?

Default Gateway
:SOURce:DATA:TELecom:ETHernet:STReam:DESTination:IP:GATeway
:SOURce:DATA:TELecom:ETHernet:STReam:DESTination:IP:GATeway?
:SOURce:DATA:TELecom:ETHernet:STReam:DESTination:IP:GATeway:ADDRess
:SOURce:DATA:TELecom:ETHernet:STReam:DESTination:IP:GATeway:ADDRess?

TTL
:SOURce:DATA:TELecom:ETHernet:STReam:DESTination:IP:TTL
:SOURce:DATA:TELecom:ETHernet:STReam:DESTination:IP:TTL?

IP TOS/DS
:SOURce:DATA:TELecom:ETHernet:STReam:DESTination:IP:TOSDs
:SOURce:DATA:TELecom:ETHernet:STReam:DESTination:IP:TOSDs?

IPv6

IPv6 Destination IP Address
:SENSe:DATA:TELecom:ETHernet:STReam:DESTination:IPVersion
:SENSe:DATA:TELecom:ETHernet:STReam:DESTination:IPVersion?

Resolve MAC Address
:SOURce:DATA:TELecom:ETHernet:STReam:DESTination:RESolve
:SOURce:DATA:TELecom:ETHernet:STReam:DESTination:RESolve?
:SOURce:DATA:TELecom:ETHernet:STReam:DESTination:RESolve:STATus?

Source IP Multiplicator
:SOURce:DATA:TELecom:ETHernet:STReam:SOURce:IPVersion:MULTiplicat
:SOURce:DATA:TELecom:ETHernet:STReam:SOURce:IPVersion:MULTiplicat?
:SOURce:DATA:TELecom:ETHernet:STReam:SOURce:IPVersion:RANGe
:SOURce:DATA:TELecom:ETHernet:STReam:SOURce:IPVersion:RANGe?

HOP Limit
:SOURce:DATA:TELecom:ETHernet:STReam:IPVersion:HOP:LIMit
:SOURce:DATA:TELecom:ETHernet:STReam:IPVersion:HOP:LIMit?

Flow Control
:SENSe:DATA:TELecom:ETHernet:STReam:FLABel:IPVersion
:SENSe:DATA:TELecom:ETHernet:STReam:FLABel:IPVersion?

TOS/DS (Traffic Class)
:SOURce:DATA:TELecom:ETHernet:STReam:DESTination:IP:TOSDs
:SOURce:DATA:TELecom:ETHernet:STReam:DESTination:IP:TOSDs?

UDP

Source Port
:SOURce:DATA:TELecom:ETHernet:STReam:SOURce:PORT
:SOURce:DATA:TELecom:ETHernet:STReam:SOURce:PORT?

Destination Port
:SOURce:DATA:TELecom:ETHernet:STReam:DESTination:PORT
:SOURce:DATA:TELecom:ETHernet:STReam:DESTination:PORT?

TCP

Source Port
:SOURce:DATA:TELecom:ETHernet:STReam:SOURce:PORT:TCP
:SOURce:DATA:TELecom:ETHernet:STReam:SOURce:PORT:TCP?

Destination Port
:SOURce:DATA:TELecom:ETHernet:STReam:DESTination:PORT:TCP
:SOURce:DATA:TELecom:ETHernet:STReam:DESTination:PORT:TCP?

Payload

User Defined Header
:SOURce:DATA:TELecom:ETHernet:STReam:PAYLoad:UDHeader:ENABle
:SOURce:DATA:TELecom:ETHernet:STReam:PAYLoad:UDHeader:ENABle?
:SOURce:DATA:TELecom:ETHernet:STReam:PAYLoad:UDHeader
:SOURce:DATA:TELecom:ETHernet:STReam:PAYLoad:UDHeader?

Pattern
:SOURce:DATA:TELecom:ETHernet:STReam:PAYLoad
:SOURce:DATA:TELecom:ETHernet:STReam:PAYLoad?

Modify Structure (Transport)

Interface/Rate
:SOURce:DATA:TELecom:ITYPe
:SOURce:DATA:TELecom:ITYPe?

:SENSe:DATA:TELecom:ITYPe
:SENSe:DATA:TELecom:ITYPe?

Connector
:SOURce:DATA:TELecom:ETHernet:PORT:TRANsceiver
:SOURce:DATA:TELecom:ETHernet:PORT:TRANsceiver?

:SENSe:DATA:TELecom:ETHernet:PORT:TRANsceiver
:SENSe:DATA:TELecom:ETHernet:PORT:TRANsceiver?

Framing
OTN:
:SOURce:DATA:TELecom:OTN:FRAMing
:SOURce:DATA:TELecom:OTN:FRAMing?

SONET/SDH
:FETCh:DATA:TELecom:SDHSonet:FRAMing?

OTN Multiplexing
:SOURce:DATA:TELecom:ODU:TYPE
:SOURce:DATA:TELecom:ODU:TYPE?

Embedded SONET/SDH
:SOURce:DATA:TELecom:OTN:MULTiplex:ITYPe
:SOURce:DATA:TELecom:OTN:MULTiplex:ITYPe?

SONET/SDH Multiplexing
:SOURce:DATA:TELecom:SDHSonet:MULTiplex:TYPE
:SOURce:DATA:TELecom:SDHSonet:MULTiplex:TYPE?
:SENSe:DATA:TELecom:SDHSonet:MULTiplex:TYPE
:SENSe:DATA:TELecom:SDHSonet:MULTiplex:TYPE?

Embedded DSn/PDH
:SOURce:DATA:TELecom:DSNPdh:TYPE
:SOURce:DATA:TELecom:DSNPdh:TYPE?
:FETCh:DATA:TELecom:DSNPdh:TYPE?

DSn/PDH Multiplexing
:SOURce:DATA:TELecom:DSNPdh:TYPE
:SOURce:DATA:TELecom:DSNPdh:TYPE?
:FETCh:DATA:TELecom:DSNPdh:TYPE?

Client
OTN
:SOURce:DATA:TELecom:OTN:CLIent
:SOURce:DATA:TELecom:OTN:CLIent?

SONET/SDH
:FETCh:DATA:TELecom:SDHSonet:CLIent?

DSn/PDH:
:FETCh:DATA:TELecom:DSNPdh:CLIent?

Topology
:SOURce:DATA:TELecom:TOPology
:SOURce:DATA:TELecom:TOPology?

Modify Structure (Ethernet)

Note: *For **Dual Port** topology, use the following command to select the port for subsequent commands/queries.*
:SOURce:DATA:TELecom:PORT
:SOURce:DATA:TELecom:PORT?

Interface
:SOURce:DATA:TELecom:ITYPe
:SOURce:DATA:TELecom:ITYPe?

PHY Type
Per port (not applicable for FlexE):
:SOURce:DATA:TELecom:ETHernet:PHY:TYPE
:SOURce:DATA:TELecom:ETHernet:PHY:TYPE?

For all selected ports (FlexE):
:SOURce:DATA:TELecom:FETHernet:GROup:PTYPe
:SOURce:DATA:TELecom:FETHernet:GROup:PTYPe?

Connector
:SOURce:DATA:TELecom:ETHernet:PORT:TRANsceiver
:SOURce:DATA:TELecom:ETHernet:PORT:TRANsceiver?

Port1 - QSFP28, **Port2 - QSFP28**, **Port3 - QSFP28**, and **Port4 - QSFP28**
:SOURce:DATA:TELecom:FETHernet:PORT:SELection
:SOURce:DATA:TELecom:FETHernet:PORT:SELection?

Primary Port and **Secondary Port**
:SOURce:DATA:TELecom:PORT
:SOURce:DATA:TELecom:PORT?
and
:SOURce:DATA:TELecom:ETHernet:PORT:TRANsceiver
:SOURce:DATA:TELecom:ETHernet:PORT:TRANsceiver?

Host/Media Loopback
:SOURce:DATA:TELecom:OPTical:PORT:LTYPe
:SOURce:DATA:TELecom:OPTical:PORT:LTYPe?

Framing
:SOURce:DATA:TELecom:ETHernet:BERT:FRAMing
:SOURce:DATA:TELecom:ETHernet:BERT:FRAMing?

Topology
:SOURce:DATA:TELecom:TOPology
:SOURce:DATA:TELecom:TOPology?

Modify Structure (Sync)

Interface
:SOURce:DATA:TELecom:ITYPe
:SOURce:DATA:TELecom:ITYPe?

Connector
:SOURce:DATA:TELecom:ETHernet:PORT:TRANsceiver
:SOURce:DATA:TELecom:ETHernet:PORT:TRANsceiver?

Modify Structure (Fibre Channel)

Interface
:SOURce:DATA:TELecom:ITYPe
:SOURce:DATA:TELecom:ITYPe?

Connector
:SOURce:DATA:TELecom:ETHernet:PORT:TRANsceiver
:SOURce:DATA:TELecom:ETHernet:PORT:TRANsceiver?

Modify Structure (Wireless)

Note: *For **Dual Port** topology, use the following command to select the port for subsequent commands/queries.*
:SOURce:DATA:TELecom:PORT
:SOURce:DATA:TELecom:PORT?

Interface
:SOURce:DATA:TELecom:ITYPe
:SOURce:DATA:TELecom:ITYPe?

Connector
:SOURce:DATA:TELecom:ETHernet:PORT:TRANsceiver
:SOURce:DATA:TELecom:ETHernet:PORT:TRANsceiver?

Framing
:SOURce:DATA:TELecom:CPRI:FRAMing:TYPE
:SOURce:DATA:TELecom:CPRI:FRAMing:TYPE?

Vendor
:SOURce:DATA:TELecom:CPRI:OBSai:VENDor:TYPE
:SOURce:DATA:TELecom:CPRI:OBSai:VENDor:TYPE?

Emulation Mode
:SOURce:DATA:TELecom:CPRI:EMULation:MODE
:SOURce:DATA:TELecom:CPRI:EMULation:MODE?

Network

MAC

MAC Address
:SOURce:DATA:TELecom:ETHernet:NETWork:MAC:ADDRess
:SOURce:DATA:TELecom:ETHernet:NETWork:MAC:ADDRess?

:SOURce:DATA:TELecom:ETHernet:SLTool:NETWork:MAC:ADDRess
:SOURce:DATA:TELecom:ETHernet:SLTool:NETWork:MAC:ADDRess?

Factory Default
:SOURce:DATA:TELecom:ETHernet:NETWork:FACTory:DEFault
:SOURce:DATA:TELecom:ETHernet:NETWork:FACTory:DEFault?

:SOURce:DATA:TELecom:ETHernet:SLTool:NETWork:FACTory:DEFault
:SOURce:DATA:TELecom:ETHernet:SLTool:NETWork:FACTory:DEFault?

Frame Format
:SOURce:DATA:TELecom:ETHernet:NETWork:DATalink:TYPE
:SOURce:DATA:TELecom:ETHernet:NETWork:DATalink:TYPE?

:SOURce:DATA:TELecom:ETHernet:SLTool:NETWork:DATalink:TYPE
:SOURce:DATA:TELecom:ETHernet:SLTool:NETWork:DATalink:TYPE?

IP

IP Version
:SOURce:DATA:TELecom:ETHernet:PORT:IPVersion
:SOURce:DATA:TELecom:ETHernet:PORT:IPVersion?

:SOURce:DATA:TELecom:ETHernet:SLTool:PORT:IPVersion
:SOURce:DATA:TELecom:ETHernet:SLTool:PORT:IPVersion?

IP Address
:SOURce:DATA:TELecom:ETHernet:PORT:ADDRess:IP
:SOURce:DATA:TELecom:ETHernet:PORT:ADDRess:IP?

:SOURce:DATA:TELecom:ETHernet:SLTool:PORT:ADDRess:IP
:SOURce:DATA:TELecom:ETHernet:SLTool:PORT:ADDRess:IP?

Link-Local IPv6 Address
:SOURce:DATA:TELecom:ETHernet:NETWork:LOCal:IPVersion:ADDRess
:SOURce:DATA:TELecom:ETHernet:NETWork:LOCal:IPVersion:ADDRess?

:FETCh:DATA:TELecom:ETHernet:SLTool:NETWork:LOCal:IPVersion:ADDRess:STATus?
:FETCh:DATA:TELecom:ETHernet:SLTool:NETWork:GLOBal:IPVersion:ADDRess:STATus?

Global IPv6 Address
:SOURce:DATA:TELecom:ETHernet:NETWork:GLOBal:IPVersion:ADDRess
:SOURce:DATA:TELecom:ETHernet:NETWork:GLOBal:IPVersion:ADDRess?

Automatic IP (DHCP)
:SOURce:DATA:TELecom:ETHernet:NETWork:DHCP:STATus
:SOURce:DATA:TELecom:ETHernet:NETWork:DHCP:STATus?

:SOURce:DATA:TELecom:ETHernet:SLTool:NETWork:DHCP:STATus
:SOURce:DATA:TELecom:ETHernet:SLTool:NETWork:DHCP:STATus?

Subnet Mask
:SOURce:DATA:TELecom:ETHernet:NETWork:SUBNet:MASK
:SOURce:DATA:TELecom:ETHernet:NETWork:SUBNet:MASK?

:SOURce:DATA:TELecom:ETHernet:SLTool:NETWork:SUBNet:MASK
:SOURce:DATA:TELecom:ETHernet:SLTool:NETWork:SUBNet:MASK?

Default Gateway
:SOURce:DATA:TELecom:ETHernet:NETWork:DEFault:GATeway:STATus
:SOURce:DATA:TELecom:ETHernet:NETWork:DEFault:GATeway:STATus?

:SOURce:DATA:TELecom:ETHernet:NETWork:DEFault:GATeway:ADDRess
:SOURce:DATA:TELecom:ETHernet:NETWork:DEFault:GATeway:ADDRess?

:SOURce:DATA:TELecom:ETHernet:SLTool:NETWork:DEFault:GATeway:STATus
:SOURce:DATA:TELecom:ETHernet:SLTool:NETWork:DEFault:GATeway:STATus?
:SOURce:DATA:TELecom:ETHernet:SLTool:NETWork:DEFault:GATeway:ADDRess
:SOURce:DATA:TELecom:ETHernet:SLTool:NETWork:DEFault:GATeway:ADDRess?
:FETCh:DATA:TELecom:ETHernet:SLTool:NETWork:DGATeway:IPVersion:ADDRess:STATus?

VLAN

VLAN Tag
:SOURce:DATA:TELecom:ETHernet:NETWork:VLAN
:SOURce:DATA:TELecom:ETHernet:NETWork:VLAN?

:SOURce:DATA:TELecom:ETHernet:SLTool:NETWork:VLAN
:SOURce:DATA:TELecom:ETHernet:SLTool:NETWork:VLAN?

:SOURce:DATA:TELecom:ETHernet:NETWork:VLAN:STACked
:SOURce:DATA:TELecom:ETHernet:NETWork:VLAN:STACked?

:SOURce:DATA:TELecom:ETHernet:SLTool:NETWork:VLAN:STACked
:SOURce:DATA:TELecom:ETHernet:SLTool:NETWork:VLAN:STACked?

VLAN ID
:SOURce:DATA:TELecom:ETHernet:NETWork:VLAN:ID
:SOURce:DATA:TELecom:ETHernet:NETWork:VLAN:ID?

:SOURce:DATA:TELecom:ETHernet:SLTool:NETWork:VLAN:ID
:SOURce:DATA:TELecom:ETHernet:SLTool:NETWork:VLAN:ID?

Type
:SOURce:DATA:TELecom:ETHernet:NETWork:VLAN:TYPE
:SOURce:DATA:TELecom:ETHernet:NETWork:VLAN:TYPE?

:SOURce:DATA:TELecom:ETHernet:SLTool:NETWork:VLAN:TYPE
:SOURce:DATA:TELecom:ETHernet:SLTool:NETWork:VLAN:TYPE?

Priority
:SOURce:DATA:TELecom:ETHernet:NETWork:VLAN:PRIority
:SOURce:DATA:TELecom:ETHernet:NETWork:VLAN:PRIority?

:SOURce:DATA:TELecom:ETHernet:SLTool:NETWork:VLAN:PRIority
:SOURce:DATA:TELecom:ETHernet:SLTool:NETWork:VLAN:PRIority?

Drop Eligible
:SOURce:DATA:TELecom:ETHernet:NETWork:VLAN:ID:ELIGiblebit
:SOURce:DATA:TELecom:ETHernet:NETWork:VLAN:ID:ELIGiblebit?

:SOURce:DATA:TELecom:ETHernet:SLTool:NETWork:VLAN:ID:ELIGiblebit
:SOURce:DATA:TELecom:ETHernet:SLTool:NETWork:VLAN:ID:ELIGiblebit?

ODU Channels - Global

Pattern

No Pattern Analysis (Live)
:SENSe:DATA:TELecom:PATTern:RXPanalysis:STATus
:SENSe:DATA:TELecom:PATTern:RXPanalysis:STATus?

TX Pattern
:SOURce:DATA:TELecom:PATTern:TYPE
:SOURce:DATA:TELecom:PATTern:TYPE?

Invert
:SOURce:DATA:TELecom:POLarity
:SOURce:DATA:TELecom:POLarity?

Bit Error

Pass/Fail Verdict and **BER Threshold**
:SENSe:DATA:TELecom:PATTern:THReshold:RATE
:SENSe:DATA:TELecom:PATTern:THReshold:RATE?
:SENSe:DATA:TELecom:PATTern:THReshold:COUNt
:SENSe:DATA:TELecom:PATTern:THReshold:COUNt?
:SOURce:DATA:TELecom:PATTern:VERDict:DISable

Service Disruption

Disruption Monitoring
:SENSe:DATA:TELecom:SDT
:SENSe:DATA:TELecom:SDT?

Defect
:SENSe:DATA:TELecom:SDT:OTN:LAYer:TYPE
:SENSe:DATA:TELecom:SDT:OTN:LAYer:TYPE?
:SENSe:DATA:TELecom:SDT:OTN:DSELection
:SENSe:DATA:TELecom:SDT:OTN:DSELection?

No Defect time
:SENSe:DATA:TELecom:SDT:NTTime
:SENSe:DATA:TELecom:SDT:NTTime?

Pass/Fail Verdict
:SENSe:DATA:TELecom:SDT:VERDict
:SENSe:DATA:TELecom:SDT:VERDict?

SDT Threshold
:SENSe:DATA:TELecom:SDT:THReshold
:SENSe:DATA:TELecom:SDT:THReshold?

RFC 2544 - Global

Dual Test Set

Dual Test Set
:SOURce:DATA:TELecom:ETHernet:DUALtest:ENABled
:SOURce:DATA:TELecom:ETHernet:DUALtest:ENABled?

Discover Remote Button
Refer to *Discover Remote Button*.

Global Options

Flow Direction
:SOURce:DATA:TELecom:ETHernet:RFC:FDIRection
:SOURce:DATA:TELecom:ETHernet:RFC:FDIRection?

Pass/Fail Verdict
:SOURce:DATA:TELecom:VERDict:ENABle
:SOURce:DATA:TELecom:VERDict:ENABle?

Subtests

Throughput
:SOURce:DATA:TELecom:ETHernet:RFC:THRoughput:ENABle
:SOURce:DATA:TELecom:ETHernet:RFC:THRoughput:ENABle?
:FETCh:DATA:TELecom:ETHernet:RFC:THRoughput:MINtime?

Back-to-Back
:SOURce:DATA:TELecom:ETHernet:RFC:BCKTobck:ENABle
:SOURce:DATA:TELecom:ETHernet:RFC:BCKTobck:ENABle?
:FETCh:DATA:TELecom:ETHernet:RFC:BCKTobck:MINtime?

Frame Loss
:SOURce:DATA:TELecom:ETHernet:RFC:FLOSs:ENABle
:SOURce:DATA:TELecom:ETHernet:RFC:FLOSs:ENABle?
:FETCh:DATA:TELecom:ETHernet:RFC:FLOSs:MINtime?

Latency
:SOURce:DATA:TELecom:ETHernet:RFC:LATency:ENABle
:SOURce:DATA:TELecom:ETHernet:RFC:LATency:ENABle?
:FETCh:DATA:TELecom:ETHernet:RFC:LATency:MINtime?

Total
:FETCh:DATA:TELecom:ETHernet:RFC:TOTal:MINtime?

Frame Distribution

Frame Distribution
:SOURce:DATA:TELecom:ETHernet:RFC:FDIStrib
:SOURce:DATA:TELecom:ETHernet:RFC:FDIStrib?

Quantity
:SOURce:DATA:TELecom:ETHernet:RFC:QUANtity
:SOURce:DATA:TELecom:ETHernet:RFC:QUANtity?

Frame Size
:SOURce:DATA:TELecom:ETHernet:RFC:FSIZe
:SOURce:DATA:TELecom:ETHernet:RFC:FSIZe?

Restore RFC 2544 Defaults

:SOURce:DATA:TELecom:ETHernet:RFC:RESTore

RFC 2544 - Subtests

Throughput

Max. Rate
:SOURce:DATA:TELecom:ETHernet:RFC:THRoughput:MAXRate
:SOURce:DATA:TELecom:ETHernet:RFC:THRoughput:MAXRate?

Trial Duration
:SOURce:DATA:TELecom:ETHernet:RFC:THRoughput:TTIMe
:SOURce:DATA:TELecom:ETHernet:RFC:THRoughput:TTIMe?

Trials
:SOURce:DATA:TELecom:ETHernet:RFC:THRoughput:TAVerage
:SOURce:DATA:TELecom:ETHernet:RFC:THRoughput:TAVerage?

Accuracy
:SOURce:DATA:TELecom:ETHernet:RFC:THRoughput:ACCuracy
:SOURce:DATA:TELecom:ETHernet:RFC:THRoughput:ACCuracy?

Acceptable Errors
:SOURce:DATA:TELecom:ETHernet:RFC:THRoughput:AERRors
:SOURce:DATA:TELecom:ETHernet:RFC:THRoughput:AERRors?

Validations
:SOURce:DATA:TELecom:ETHernet:RFC:THRoughput:VALidations
:SOURce:DATA:TELecom:ETHernet:RFC:THRoughput:VALidations?

Back-to_Back

Burst Time
:SOURce:DATA:TELecom:ETHernet:RFC:BCKTobck:MTFRames
:SOURce:DATA:TELecom:ETHernet:RFC:BCKTobck:MTFRames?

Trials
:SOURce:DATA:TELecom:ETHernet:RFC:BCKTobck:TAVerage
:SOURce:DATA:TELecom:ETHernet:RFC:BCKTobck:TAVerage?

Accuracy
:SOURce:DATA:TELecom:ETHernet:RFC:BCKTobck:ACCuracy
:SOURce:DATA:TELecom:ETHernet:RFC:BCKTobck:ACCuracy?

Acceptable Errors
:SOURce:DATA:TELecom:ETHernet:RFC:BCKTobck:AERRors
:SOURce:DATA:TELecom:ETHernet:RFC:BCKTobck:AERRors?

Bursts
:SOURce:DATA:TELecom:ETHernet:RFC:BCKTobck:NBURst
:SOURce:DATA:TELecom:ETHernet:RFC:BCKTobck:NBURst?

Frame Loss

Max. Rate
:SOURce:DATA:TELecom:ETHernet:RFC:FLOSs:MAXRate
:SOURce:DATA:TELecom:ETHernet:RFC:FLOSs:MAXRate?

Trial Duration
:SOURce:DATA:TELecom:ETHernet:RFC:FLOSs:TTIMe
:SOURce:DATA:TELecom:ETHernet:RFC:FLOSs:TTIMe?

Trials
:SOURce:DATA:TELecom:ETHernet:RFC:FLOSs:TAVerage
:SOURce:DATA:TELecom:ETHernet:RFC:FLOSs:TAVerage?

Granularity
:SOURce:DATA:TELecom:ETHernet:RFC:FLOSs:TGRanularity
:SOURce:DATA:TELecom:ETHernet:RFC:FLOSs:TGRanularity?

Latency

Margin
:SOURce:DATA:TELecom:ETHernet:RFC:LATency:MARGin
:SOURce:DATA:TELecom:ETHernet:RFC:LATency:MARGin?

Trial Duration
:SOURce:DATA:TELecom:ETHernet:RFC:LATency:TTIMe
:SOURce:DATA:TELecom:ETHernet:RFC:LATency:TTIMe?

Trials
:SOURce:DATA:TELecom:ETHernet:RFC:LATency:TAVerage
:SOURce:DATA:TELecom:ETHernet:RFC:LATency:TAVerage?

Measurement Mode
:SOURce:DATA:TELecom:ETHernet:RFC:GLOBal:LMMode
:SOURce:DATA:TELecom:ETHernet:RFC:GLOBal:LMMode?

Copy From Throughput
:SOURce:DATA:TELecom:ETHernet:RFC:LATency:COPYtest
:SOURce:DATA:TELecom:ETHernet:RFC:LATency:COPYtest?

RFC 6349

Connection

Operation Mode
:SOURce:DATA:TELecom:ETHernet:RFC:OPERation:MODe
:SOURce:DATA:TELecom:ETHernet:RFC:OPERation:MODe?

Direction
:SOURce:DATA:TELecom:ETHernet:RFC:DIRection
:SOURce:DATA:TELecom:ETHernet:RFC:DIRection?

Remote IP Address
:SOURce:DATA:TELecom:ETHernet:RFC:REMOte:ADDRess:IP
:SOURce:DATA:TELecom:ETHernet:RFC:REMOte:ADDRess:IP?

TCP Port
:SOURce:DATA:TELecom:ETHernet:RFC:REMOte:PORT
:SOURce:DATA:TELecom:ETHernet:RFC:REMOte:PORT?

Remote Status
:FETCh:DATA:TELecom:ETHernet:RFC:EWORx:RSTAte?

Remote Name ID
:FETCh:DATA:TELecom:ETHernet:RFC:EWORx:RID?

Remote WAN IP Address
:FETCh:DATA:TELecom:ETHernet:RFC:NATDiscovery:LWIPaddress?

NAT Discovery Status
:FETCh:DATA:TELecom:ETHernet:RFC:NATDiscovery:STATus?

Parameters

Multiple Connections
:SOURce:DATA:TELecom:ETHernet:RFC:MULTiple:CONNections
:SOURce:DATA:TELecom:ETHernet:RFC:MULTiple:CONNections?

Window Size Target per Connection
:SOURce:DATA:TELecom:ETHernet:RFC:WSIZetarget
:SOURce:DATA:TELecom:ETHernet:RFC:WSIZetarget

CIR
:SOURce:DATA:TELecom:ETHernet:RFC:CIR
:SOURce:DATA:TELecom:ETHernet:RFC:CIR?

TOS/DS
:SOURce:DATA:TELecom:ETHernet:RFC:TOSDs
:SOURce:DATA:TELecom:ETHernet:RFC:TOSDs?

Window Boost
:SOURce:DATA:TELecom:ETHernet:RFC:WBFactor
:SOURce:DATA:TELecom:ETHernet:RFC:WBFactor?
Enable
:SOURce:DATA:TELecom:ETHernet:RFC:WBFactor:ENABle
:SOURce:DATA:TELecom:ETHernet:RFC:WBFactor:ENABle?

MTU

Max MTU
:SOURce:DATA:TELecom:ETHernet:RFC:MAX:MTU
:SOURce:DATA:TELecom:ETHernet:RFC:MAX:MTU?

Path MTU Discovery
:SOURce:DATA:TELecom:ETHernet:RFC:PATH:MTU:DISCovery
:SOURce:DATA:TELecom:ETHernet:RFC:PATH:MTU:DISCovery?

Window Sweep

Window Sweep
:SOURce:DATA:TELecom:ETHernet:RFC:WINDow:SWEep
:SOURce:DATA:TELecom:ETHernet:RFC:WINDow:SWEep?

Duration (per step)
:SOURce:DATA:TELecom:ETHernet:RFC:WINDow:SWEep:DURation
:SOURce:DATA:TELecom:ETHernet:RFC:WINDow:SWEep:DURation?

TCP Throughput

Duration
:SOURce:DATA:TELecom:ETHernet:RFC:TCP:THRoughput:DURation
:SOURce:DATA:TELecom:ETHernet:RFC:TCP:THRoughput:DURation?

Pass/Fail Verdict
:SOURce:DATA:TELecom:ETHernet:RFC:TCP:THRoughput:VERDict
:SOURce:DATA:TELecom:ETHernet:RFC:TCP:THRoughput:VERDict?

Threshold (% of ideal)
:SOURce:DATA:TELecom:ETHernet:RFC:TCP:THRoughput:THReshold
:SOURce:DATA:TELecom:ETHernet:RFC:TCP:THRoughput:THReshold?

Restore RFC 6349 Defaults

:SOURce:DATA:TELecom:ETHernet:RFC:RESTore:DEFault

S-OAM and MPLS-TP OAM

OAM Mode

:SOURce:DATA:TELecom:SOAM:MODE
:SOURce:DATA:TELecom:SOAM:MODE?

S-OAM Responder / MPLS-TP OAM Responder

:SOURce:DATA:TELecom:SOAM:RESPonder:ENABle
:SOURce:DATA:TELecom:SOAM:RESPonder:ENABle?

Pass/Fail Verdict

:SOURce:DATA:TELecom:VERDict:ENABle
:SOURce:DATA:TELecom:VERDict:ENABle?

Local Parameters

MEG ID
:SOURce:DATA:TELecom:SOAM:LOCal:MEG:ID
:SOURce:DATA:TELecom:SOAM:LOCal:MEG:ID?

MEG Level
:SOURce:DATA:TELecom:SOAM:LOCal:MEG:LEVel
:SOURce:DATA:TELecom:SOAM:LOCal:MEG:LEVel?

MEP ID
:SOURce:DATA:TELecom:SOAM:LOCal:MEP:ID
:SOURce:DATA:TELecom:SOAM:LOCal:MEP:ID?

Domain ID
:SOURce:DATA:TELecom:SOAM:LOCal:DOMain:ID
:SOURce:DATA:TELecom:SOAM:LOCal:DOMain:ID?

MA Name
:SOURce:DATA:TELecom:SOAM:LOCal:MA:NAME
:SOURce:DATA:TELecom:SOAM:LOCal:MA:NAME?

MD Level
:SOURce:DATA:TELecom:SOAM:LOCal:MD:LEVel
:SOURce:DATA:TELecom:SOAM:LOCal:MD:LEVel?

Peer MEP Parameters

MAC Address
:SOURce:DATA:TELecom:SOAM:PEER:MEP:MAC:ADDRess
:SOURce:DATA:TELecom:SOAM:PEER:MEP:MAC:ADDRess?

MEP ID
:SOURce:DATA:TELecom:SOAM:PEER:MEP:ID
:SOURce:DATA:TELecom:SOAM:PEER:MEP:ID?

OAM Quick Ping
:SOURce:DATA:TELecom:SOAM:PEER:MEP:QUICk:PING
:SENSe:DATA:TELecom:SOAM:PEER:MEP:QUICk:PING?

Next HOP Router (G.8113.1)

MAC Address
:SOURce:DATA:TELecom:SOAM:PEER:MEP:MAC:ADDRess
:SOURce:DATA:TELecom:SOAM:PEER:MEP:MAC:ADDRess?

Resolve MAC
:SOURce:DATA:TELecom:SOAM:RESolve:MAC:ENABle
:SOURce:DATA:TELecom:SOAM:RESolve:MAC:ENABle?

IP Address
:SOURce:DATA:TELecom:SOAM:IP
:SOURce:DATA:TELecom:SOAM:IP?

:SOURce:DATA:TELecom:SOAM:IPVersion
:SOURce:DATA:TELecom:SOAM:IPVersion?

Continuity Check

CC Function
:SOURce:DATA:TELecom:SOAM:CCHeck:FUNCtion:ENABle
:SOURce:DATA:TELecom:SOAM:CCHeck:FUNCtion:ENABle?

Address Type
:SOURce:DATA:TELecom:SOAM:CCHeck:ADDRess:TYPE
:SOURce:DATA:TELecom:SOAM:CCHeck:ADDRess:TYPE?

Priority
:SOURce:DATA:TELecom:SOAM:CCHeck:PRIority
:SOURce:DATA:TELecom:SOAM:CCHeck:PRIority?

Drop Eligible
:SOURce:DATA:TELecom:SOAM:CCHeck:DROP:ELIGible
:SOURce:DATA:TELecom:SOAM:CCHeck:DROP:ELIGible?

Period
:SOURce:DATA:TELecom:SOAM:CCHeck:PERiod
:SOURce:DATA:TELecom:SOAM:CCHeck:PERiod?

Test Function

Function
:SOURce:DATA:TELecom:SOAM:TEST:FUNCtion
:SOURce:DATA:TELecom:SOAM:TEST:FUNCtion?

Address Type
:SOURce:DATA:TELecom:SOAM:FUNCtion:ADDRess:TYPE
:SOURce:DATA:TELecom:SOAM:FUNCtion:ADDRess:TYPE?

Priority
:SOURce:DATA:TELecom:SOAM:FUNCtion:PRIority
:SOURce:DATA:TELecom:SOAM:FUNCtion:PRIority?

Drop Eligible
:SOURce:DATA:TELecom:SOAM:FUNCtion:DROP:ELIGible
:SOURce:DATA:TELecom:SOAM:FUNCtion:DROP:ELIGible?

TX Rate
:SOURce:DATA:TELecom:SOAM:FUNCtion:TX:RATE
:SOURce:DATA:TELecom:SOAM:FUNCtion:TX:RATE?

Frame Size
:SOURce:DATA:TELecom:SOAM:FUNCtion:FRAMe:SIZE
:SOURce:DATA:TELecom:SOAM:FUNCtion:FRAMe:SIZE?

TX Enable
:SOURce:DATA:TELecom:SOAM:FUNCtion:TX:ENABle
:SOURce:DATA:TELecom:SOAM:FUNCtion:TX:ENABle?

Continuous
:SOURce:DATA:TELecom:SOAM:FUNCtion:CONTinuous:ENABle
:SOURce:DATA:TELecom:SOAM:FUNCtion:CONTinuous:ENABle?

Requesting MEP ID TLV
:SOURce:DATA:TELecom:SOAM:FUNCtion:RMEPid:ENABle
:SOURce:DATA:TELecom:SOAM:FUNCtion:RMEPid:ENABle?

Frame Count
:SOURce:DATA:TELecom:SOAM:FUNCtion:FRAMe:COUNt
:SOURce:DATA:TELecom:SOAM:FUNCtion:FRAMe:COUNt?

Period
:SOURce:DATA:TELecom:SOAM:FUNCtion:PERiod?

TLV Type
:SOURce:DATA:TELecom:SOAM:FUNCtion:TLV:TYPE
:SOURce:DATA:TELecom:SOAM:FUNCtion:TLV:TYPE?

Payload
:SOURce:DATA:TELecom:SOAM:FUNCtion:PAYLoad
:SOURce:DATA:TELecom:SOAM:FUNCtion:PAYLoad?

Test Pattern
:SOURce:DATA:TELecom:SOAM:FUNCtion:TEST:PATTern
:SOURce:DATA:TELecom:SOAM:FUNCtion:TEST:PATTern?

Test ID
:SOURce:DATA:TELecom:SOAM:FUNCtion:TEST:ID
:SOURce:DATA:TELecom:SOAM:FUNCtion:TEST:ID?

MPLS-TP Label Stack (G.8113.1)

MPLS-TP Mode
:SOURce:DATA:TELecom:SOAM:MPLStp:MODE
:SOURce:DATA:TELecom:SOAM:MPLStp:MODE?

Label 1 / Label 2 / GAL
:SOURce:DATA:TELecom:SOAM:MPLStp:ENABle
:SOURce:DATA:TELecom:SOAM:MPLStp:ENABle?

Label
:SOURce:DATA:TELecom:SOAM:MPLStp:LABel
:SOURce:DATA:TELecom:SOAM:MPLStp:LABel?

TC
:SOURce:DATA:TELecom:SOAM:MPLStp:TC
:SOURce:DATA:TELecom:SOAM:MPLStp:TC?

TTL
:SOURce:DATA:TELecom:SOAM:MPLStp:TTL
:SOURce:DATA:TELecom:SOAM:MPLStp:TTL?

Restore Carrier Ethernet OAM Defaults

:SOURce:DATA:TELecom:RESTore:DEFault

Services - Global

Service Name
:SOURce:DATA:TELecom:ETHernet:STReam:NAME
:SOURce:DATA:TELecom:ETHernet:STReam:NAME?

Addressing - Batch - Addressing Batch Config

Source IP Address
:SOURce:DATA:TELecom:ETHernet:STReam:BATCh:SOURce:IP:ENABle
:SOURce:DATA:TELecom:ETHernet:STReam:BATCh:SOURce:IP:ENABle?

Couple with Interface / Automatic IP (CHCP) / Set to
:SOURce:DATA:TELecom:ETHernet:STReam:BATCh:SOURce:ADDRess:TYPE
:SOURce:DATA:TELecom:ETHernet:STReam:BATCh:SOURce:ADDRess:TYPE?

IP Address
:SOURce:DATA:TELecom:ETHernet:STReam:BATCh:SOURce:IP
:SOURce:DATA:TELecom:ETHernet:STReam:BATCh:SOURce:IP?

Subnet Mask
:SOURce:DATA:TELecom:ETHernet:STReam:BATCh:SOURce:SUBNet:MASK
:SOURce:DATA:TELecom:ETHernet:STReam:BATCh:SOURce:SUBNet:MASK?

Default Gateway
:SOURce:DATA:TELecom:ETHernet:STReam:BATCh:DEFault:GATeway:ENABle
:SOURce:DATA:TELecom:ETHernet:STReam:BATCh:DEFault:GATeway:ENABle?
:SOURce:DATA:TELecom:ETHernet:STReam:BATCh:DEFault:GATeway:IP
:SOURce:DATA:TELecom:ETHernet:STReam:BATCh:DEFault:GATeway:IP?

Destination MAC Address
:SOURce:DATA:TELecom:ETHernet:STReam:BATCh:DESTination:MAC:ENABle
:SOURce:DATA:TELecom:ETHernet:STReam:BATCh:DESTination:MAC:ENABle?

Resolve / Set to
:SOURce:DATA:TELecom:ETHernet:STReam:BATCh:DESTination:MAC:TYPE
:SOURce:DATA:TELecom:ETHernet:STReam:BATCh:DESTination:MAC:TYPE?

MAC Address
:SOURce:DATA:TELecom:ETHernet:STReam:BATCh:DESTination:MAC:ADDRess
:SOURce:DATA:TELecom:ETHernet:STReam:BATCh:DESTination:MAC:ADDRess?

IP Address

Destination IP Address
:SOURce:DATA:TELecom:ETHernet:STReam:BATCh:DESTination:IP:ENABle
:SOURce:DATA:TELecom:ETHernet:STReam:BATCh:DESTination:IP:ENABle?

IP Address
:SOURce:DATA:TELecom:ETHernet:STReam:BATCh:DESTination:IP
:SOURce:DATA:TELecom:ETHernet:STReam:BATCh:DESTination:IP?

(UN)Select All / Invert

:SOURce:DATA:TELecom:ETHernet:STReam:BATCh:COPY

Apply To

:SOURce:DATA:TELecom:ETHernet:STReam:BATCh:COPY:STReam
:SOURce:DATA:TELecom:ETHernet:STReam:BATCh:COPY:STReam?
:SOURce:DATA:TELecom:ETHernet:STReam:BATCh:COPY:APPLy
:FETCh:DATA:TELecom:ETHernet:STReam:BATCh:COPY:SYNC:PROGress?

Copy Service

:SOURce:DATA:TELecom:ETHernet:STReam:GLOBal:COPYstream

Services - Profile

Service

:SOURce:DATA:TELecom:ETHernet:ESAM:CONFig:PROFile:SERVice:ENABle
:SOURce:DATA:TELecom:ETHernet:ESAM:CONFig:PROFile:SERVice:ENABle?

Profile

Profile button
Refer to *Profile (Services)*

Frame Size
:SOURce:DATA:TELecom:ETHernet:STReam:FRAMe:SIZE:TYPE
:SOURce:DATA:TELecom:ETHernet:STReam:FRAMe:SIZE:TYPE?

:SOURce:DATA:TELecom:ETHernet:STReam:FRAMe:SIZE
:SOURce:DATA:TELecom:ETHernet:STReam:FRAMe:SIZE?

EMIX - Quantity
:SOURce:DATA:TELecom:ETHernet:ESAM:CONFig:SERVices:FRASize:QUANtity
:SOURce:DATA:TELecom:ETHernet:ESAM:CONFig:SERVices:FRASize:QUANtity?

EMIX Frame Sizes
:SOURce:DATA:TELecom:ETHernet:ESAM:CONFig:SERVices:FRASize:EMIX:FRAMesize
:SOURce:DATA:TELecom:ETHernet:ESAM:CONFig:SERVices:FRASize:EMIX:FRAMesize?

EMIX - Restore Default
:SOURce:DATA:TELecom:ETHernet:ESAM:CONFig:SERVices:FRASize:RESDefault

Test Parameters

Traffic Policing
:SOURce:DATA:TELecom:ETHernet:ESAM:CONFig:SERVices:TPARameter:TRAPolicing:ENABle
:SOURce:DATA:TELecom:ETHernet:ESAM:CONFig:SERVices:TPARameter:TRAPolicing:ENABle?

:SOURce:DATA:TELecom:ETHernet:ESAM:CONFig:SERVices:TPARameter:TRAPolicing:VALue
:SOURce:DATA:TELecom:ETHernet:ESAM:CONFig:SERVices:TPARameter:TRAPolicing:VALue?

Burst Max Rate
:SOURce:DATA:TELecom:ETHernet:ESAM:CONFig:SERVices:TPARameter:BMRate
:SOURce:DATA:TELecom:ETHernet:ESAM:CONFig:SERVices:TPARameter:BMRate?

SLA Parameters

Information Rate
:SOURce:DATA:TELecom:ETHernet:ESAM:CONFig:SERVices:SLAParameter:INFRate:ENABle
:SOURce:DATA:TELecom:ETHernet:ESAM:CONFig:SERVices:SLAParameter:INFRate:ENABle?

:SOURce:DATA:TELecom:ETHernet:ESAM:CONFig:SERVices:SLAParameter:INFRate
:SOURce:DATA:TELecom:ETHernet:ESAM:CONFig:SERVices:SLAParameter:INFRate?

Performance Criteria
:SOURce:DATA:TELecom:ETHernet:ESAM:CONFig:SERVices:SLAParameter:PERCriteria:ENABle
:SOURce:DATA:TELecom:ETHernet:ESAM:CONFig:SERVices:SLAParameter:PERCriteria:ENABle?
:SOURce:DATA:TELecom:ETHernet:ESAM:CONFig:SERVices:SLAParameter:PERCriteria:VALue
:SOURce:DATA:TELecom:ETHernet:ESAM:CONFig:SERVices:SLAParameter:PERCriteria:VALue?

Burst Size
:SOURce:DATA:TELecom:ETHernet:ESAM:CONFig:SERVices:SLAParameter:BSIZe:ENABle
:SOURce:DATA:TELecom:ETHernet:ESAM:CONFig:SERVices:SLAParameter:BSIZe:ENABle?
:SOURce:DATA:TELecom:ETHernet:ESAM:CONFig:SERVices:SLAParameter:BSIZe
:SOURce:DATA:TELecom:ETHernet:ESAM:CONFig:SERVices:SLAParameter:BSIZe?

Signal (Transport)

Physical Interface

Power
:SENSe:DATA:TELecom:ELECtrical:RX:POWer?
:SENSe:DATA:TELecom:ELECtrical:RX:POWer:MINimum?
:SENSe:DATA:TELecom:ELECtrical:RX:POWer:MAXimum?

Amplitude
:SENSe:DATA:TELecom:ELECtrical:RX:AMPLitude?
:SENSe:DATA:TELecom:ELECtrical:RX:AMPLitude:MINimum?
:SENSe:DATA:TELecom:ELECtrical:RX:AMPLitude:MAXimum?

LBO
:SOURce:DATA:TELecom:LBO
:SOURce:DATA:TELecom:LBO?

Line Coding
:SOURce:DATA:TELecom:CODE
:SOURce:DATA:TELecom:CODE?
:SENSe:DATA:TELecom:CODE
:SENSe:DATA:TELecom:CODE?

RX Termination
:SENSe:DATA:TELecom:TERMination
:SENSe:DATA:TELecom:TERMination?

TX Power
:SENSe:DATA:TELecom:OPTical:TX:POWer?
:SENSe:DATA:TELecom:OPTical:RX:POWer?

Min RX Power
:SENSe:DATA:TELecom:OPTical:RX:POWer:MINimum?
:SENSe:DATA:TELecom:OPTical:RX:POWer:MAXimum?

Wavelength
:SENSe:DATA:TELecom:OPTical:LASer:WAVelength?
|| *:SENSe:DATA:TELecom:OPTical:WAVelength?*

For tunable transceivers:
:SOURce:DATA:TELecom:OPTical:TUNable:WAVelength?

Power Range
:SENSe:DATA:TELecom:OPTical:POWer:RANGe?

Laser ON/OFF button
Refer to *Laser ON/OFF Button*

Laser OFF at Start-Up
:SENSe:DATA:TELecom:LOFF
:SENSe:DATA:TELecom:LOFF?

TX Frequency

Frequency
:SOURce:DATA:TELecom:ELECtrical:PORT:FREQuency?
:SOURce:DATA:TELecom:OPTical:PORT:FREQuency?

Offset
:SOURce:DATA:TELecom:ELECtrical:PORT:FREQuency:OFFSet
:SOURce:DATA:TELecom:ELECtrical:PORT:FREQuency:OFFSet?
:SOURce:DATA:TELecom:ELECtrical:PORT:FREQuency:OFFSet:VALue
:SOURce:DATA:TELecom:ELECtrical:PORT:FREQuency:OFFSet:VALue?
:SOURce:DATA:TELecom:OPTical:PORT:FREQuency:OFFSet
:SOURce:DATA:TELecom:OPTical:PORT:FREQuency:OFFSet?
:SOURce:DATA:TELecom:OPTical:PORT:FREQuency:OFFSet:VALue
:SOURce:DATA:TELecom:OPTical:PORT:FREQuency:OFFSet:VALue?

RX Frequency

Frequency
:SENSe:DATA:TELecom:ELECtrical:PORT:FREQuency?
:SENSe:DATA:TELecom:OPTical:PORT:FREQuency?

Max Offset

:SENSe:DATA:TELecom:ELECtrical:PORT:FREQuency:POSitive?
:SENSe:DATA:TELecom:ELECtrical:PORT:FREQuency:NEGative?
:SENSe:DATA:TELecom:OPTical:PORT:FREQuency:NEGative?
:SENSe:DATA:TELecom:OPTical:PORT:FREQuency:POSitive?

Offset

:SENSe:DATA:TELecom:ELECtrical:PORT:FREQuency:OFFSet:VALue?
:SENSe:DATA:TELecom:OPTical:PORT:FREQuency:OFFSet:VALue?

Signal - Signal Configuration (DSn/PDH)

Background
:SOURce:DATA:TELecom:DSNPdh:BACKground
:SOURce:DATA:TELecom:DSNPdh:BACKground?

DS0 / **E0** check box
:SOURce:DATA:TELecom:DS[1..n]:ENABled
:SOURce:DATA:TELecom:DS[1..n]:ENABled?
:SENSe:DATA:TELecom:DS[1..n]:ENABled
:SENSe:DATA:TELecom:DS[1..n]:ENABled?
:SOURce:DATA:TELecom:PDH:E[1..n]:ENABled?
:SOURce:DATA:TELecom:PDH:E[1..n]:ENABled?
:SENSe:DATA:TELecom:PDH:E[1..n]:ENABled?
:SENSe:DATA:TELecom:PDH:E[1..n]:ENABled?

TX Signaling
:SOURce:DATA:TELecom:DS[1..n]:SIGNaling:ENABle
:SOURce:DATA:TELecom:DS[1..n]:SIGNaling:ENABle?
:SOURce:DATA:TELecom:E[1..n]:SIGNaling:ENABle
:SOURce:DATA:TELecom:E[1..n]:SIGNaling:ENABle?

Channel
:SOURce:DATA:TELecom:DSNPdh:POSition
:SOURce:DATA:TELecom:DSNPdh:POSition?
:SENSe:DATA:TELecom:DSNPdh:POSition
:SENSe:DATA:TELecom:DSNPdh:POSition?

Framing
:SOURce:DATA:TELecom:DS[1..n]:PAYLoad:FRAMing
:SOURce:DATA:TELecom:DS[1..n]:PAYLoad:FRAMing?
:SENSe:DATA:TELecom:DS[1..n]:PAYLoad:FRAMing
:SENSe:DATA:TELecom:DS[1..n]:PAYLoad:FRAMing?
:SOURce:DATA:TELecom:PDH:E[1..n]:FRAMing
:SOURce:DATA:TELecom:PDH:E[1..n]:FRAMing?
:SENSe:DATA:TELecom:PDH:E[1..n]:FRAMing
:SENSe:DATA:TELecom:PDH:E[1..n]:FRAMing?

DS1 - Loopback

Mode
:SENSe:DATA:TELecom:DS[1..n]:MODE
:SENSe:DATA:TELecom:DS[1..n]:MODE?

Type
:SENSe:DATA:TELecom:DS[1..n]:AUTO:TYPE
:SENSe:DATA:TELecom:DS[1..n]:AUTO:TYPE?
:SENSe:DATA:TELecom:DS[1..n]:MANual:TYPE
:SENSe:DATA:TELecom:DS[1..n]:MANual:TYPE?

Activate
:SENSe:DATA:TELecom:DS[1..n]:MANual:ACTivate
:SENSe:DATA:TELecom:DS[1..n]:MANual:ACTivate?

Force Release
:SENSe:DATA:TELecom:DS[1..n]:AUTO:FORCe:RELease

Loop Code
:SOURce:DATA:TELecom:DS[1..n]:LOOP:CODE
:SOURce:DATA:TELecom:DS[1..n]:LOOP:CODE?

:SENSe:DATA:TELecom:DS[1..n]:LOOP:CODE
:SENSe:DATA:TELecom:DS[1..n]:LOOP:CODE?

Loop UP
:FETCh:DATA:TELecom:DS[1..n]:LOOP:UP?

Loop Down
:FETCh:DATA:TELecom:DS[1..n]:LOOP:DOWN?

Modify Loop Codes
Name
:SOURce:DATA:TELecom:DS[1..n]:LOOP:CODE:NAME?
:SOURce:DATA:TELecom:DS[1..n]:LOOP:CODE:NAME?

Loop-Up
:SOURce:DATA:TELecom:DS[1..n]:LOOP:UP
:SOURce:DATA:TELecom:DS[1..n]:LOOP:UP?

Loop-Down
:SOURce:DATA:TELecom:DS[1..n]:LOOP:DOWN
:SOURce:DATA:TELecom:DS[1..n]:LOOP:DOWN?

Signal - Signal Configuration (OTN)

OTU

FEC
:SOURce:DATA:TELecom:OTN:FEC
:SOURce:DATA:TELecom:OTN:FEC?

FEC-CORR Alarming
:SOURce:DATA:TELecom:OTN:FEC:FCA
:SOURce:DATA:TELecom:OTN:FEC:FCA?

Scrambler
:SOURce:DATA:TELecom:OTN:OTU[1..n]:SCRambler
:SOURce:DATA:TELecom:OTN:OTU[1..n]:SCRambler?
:SOURce:DATA:TELecom:OTN:OTU[1..n]:E[1..n]:SCRambler
:SOURce:DATA:TELecom:OTN:OTU[1..n]:E[1..n]:SCRambler?
:SOURce:DATA:TELecom:OTN:OTU[1..n]:F:SCRambler
:SOURce:DATA:TELecom:OTN:OTU[1..n]:F:SCRambler?

Background Traffic
:SOURce:DATA:TELecom:OTN:BTRaffic:PT[1..n]
:SOURce:DATA:TELecom:OTN:BTRaffic:PT[1..n]?

Signal - Signal Configuration (SONET/SDH)

OC/STM

Synchronization Status Message (S1)
:SOURce:DATA:TELecom:SDHSonet:ADVanced:S:BITS:SSMessage
:SOURce:DATA:TELecom:SDHSonet:ADVanced:S:BITS:SSMessage?

REI-L Computation Method
:SOURce:DATA:TELecom:BACKground:COMPutation
:SOURce:DATA:TELecom:BACKground:COMPutation?

STS/AU and VT/TU Mappings

Timeslot/Number
:SOURce:DATA:TELecom:POSition
:SOURce:DATA:TELecom:POSition?

TCM
:SOURce:DATA:TELecom:SDHSonet:HOP:CONFig:TCM:ENABle
:SOURce:DATA:TELecom:SDHSonet:HOP:CONFig:TCM:ENABle?
:SENSe:DATA:TELecom:SDHSonet:HOP:CONFig:TCM:ENABle
:SENSe:DATA:TELecom:SDHSonet:HOP:CONFig:TCM:ENABle?

:SOURce:DATA:TELecom:SDHSonet:LOP:CONFig:TCM:ENABle
:SOURce:DATA:TELecom:SDHSonet:LOP:CONFig:TCM:ENABle?
:SENSe:DATA:TELecom:SDHSonet:LOP:CONFig:TCM:ENABle
:SENSe:DATA:TELecom:SDHSonet:LOP:CONFig:TCM:ENABle?

TC-UNEQ-P / TC-UNEQ-V / HPTC-UNEQ / LPTC-UNEQ
:SENSe:DATA:TELecom:SDHSonet:ALARm:HOP:TCM:TCUNeq:ENABle
:SENSe:DATA:TELecom:SDHSonet:ALARm:HOP:TCM:TCUNeq:ENABle?

:SENSe:DATA:TELecom:SDHSonet:ALARm:LOP:TCM:TCUNeq:ENABle
:SENSe:DATA:TELecom:SDHSonet:ALARm:LOP:TCM:TCUNeq:ENABle?

Overwrite Fixed Stuff
:SOURce:DATA:TELecom:BACKground:BULK
:SOURce:DATA:TELecom:BACKground:BULK?

Background

:SOURce:DATA:TELecom:BACKground:SDHSonet:HOP
:SOURce:DATA:TELecom:BACKground:SDHSonet:HOP?

:SOURce:DATA:TELecom:BACKground:SDHSonet:LOP
:SOURce:DATA:TELecom:BACKground:SDHSonet:LOP?

Signal Auto-Detect

Signal Auto-Detect
:SOURce:DATA:TELecom:SIGNal:AUTO:DETect
:SOURce:DATA:TELecom:SIGNal:AUTO:DETect?
:FETCh:DATA:TELecom:SIGNal:AUTO:DETect?

Line Coding
:FETCh:DATA:TELecom:SIGNal:AUTO:DETect:CODE?

Framing
:FETCh:DATA:TELecom:SIGNal:AUTO:DETect:DS[1..n]:FRAMing?

Test Pattern
:FETCh:DATA:TELecom:SIGNal:AUTO:DETect:PATTern?

Abort
:SOURce:DATA:TELecom:SIGNal:AUTO:DETect:ABORt
:SOURce:DATA:TELecom:SIGNal:AUTO:DETect:ABORt?

Status
:FETCh:DATA:TELecom:SIGNal:AUTO:DETect:STATe?

Smart Loopback

Loopback

Mode
:SOURce:DATA:TELecom:ETHernet:SLOopback:MODE
:SOURce:DATA:TELecom:ETHernet:SLOopback:MODE?

Matching & Swapping

MAC Address
:SOURce:DATA:TELecom:ETHernet:SLOopback:MATChing:MAC:ADDRess:MODE?

IP Address
:SOURce:DATA:TELecom:ETHernet:PORT:ADDRess:IP?

IP LLA
:SOURce:DATA:TELecom:ETHernet:NETWork:LOCal:IPVersion:ADDRess?

IP GUA
:SOURce:DATA:TELecom:ETHernet:NETWork:GLOBal:IPVersion:ADDRess?

UDP/TCP Port
:SOURce:DATA:TELecom:ETHernet:SLOopback:MATChing:UDP:PORT:MODE?

Streams - Global

Enable
:SOURce:DATA:TELecom:ETHernet:STReam:ENABled
:SOURce:DATA:TELecom:ETHernet:STReam:ENABled?

Stream Name
:SOURce:DATA:TELecom:ETHernet:STReam:NAME
:SOURce:DATA:TELecom:ETHernet:STReam:NAME?

Addressing - Batch - Addressing Batch Config

Source IP Address

Source IP Address
:SOURce:DATA:TELecom:ETHernet:STReam:BATCh:SOURce:IP:ENABle
:SOURce:DATA:TELecom:ETHernet:STReam:BATCh:SOURce:IP:ENABle?

Couple with Interface / Automatic IP (CHCP) / Set to
:SOURce:DATA:TELecom:ETHernet:STReam:BATCh:SOURce:ADDRess:TYPE
:SOURce:DATA:TELecom:ETHernet:STReam:BATCh:SOURce:ADDRess:TYPE?

IP Address
:SOURce:DATA:TELecom:ETHernet:STReam:BATCh:SOURce:IP
:SOURce:DATA:TELecom:ETHernet:STReam:BATCh:SOURce:IP?

Subnet Mask
:SOURce:DATA:TELecom:ETHernet:STReam:BATCh:SOURce:SUBNet:MASK
:SOURce:DATA:TELecom:ETHernet:STReam:BATCh:SOURce:SUBNet:MASK?

Default Gateway
:SOURce:DATA:TELecom:ETHernet:STReam:BATCh:DEFault:GATeway:ENABle
:SOURce:DATA:TELecom:ETHernet:STReam:BATCh:DEFault:GATeway:ENABle?
:SOURce:DATA:TELecom:ETHernet:STReam:BATCh:DEFault:GATeway:IP
:SOURce:DATA:TELecom:ETHernet:STReam:BATCh:DEFault:GATeway:IP?

Destination MAC Address

Destination MAC Address
:SOURce:DATA:TELecom:ETHernet:STReam:BATCh:DESTination:MAC:ENABle
:SOURce:DATA:TELecom:ETHernet:STReam:BATCh:DESTination:MAC:ENABle?

Resolve / Set to
:SOURce:DATA:TELecom:ETHernet:STReam:BATCh:DESTination:MAC:TYPE
:SOURce:DATA:TELecom:ETHernet:STReam:BATCh:DESTination:MAC:TYPE?

MAC Address
:SOURce:DATA:TELecom:ETHernet:STReam:BATCh:DESTination:MAC:ADDRess
:SOURce:DATA:TELecom:ETHernet:STReam:BATCh:DESTination:MAC:ADDRess?

Destination IP Address

Destination IP Address
:SOURce:DATA:TELecom:ETHernet:STReam:BATCh:DESTination:IP:ENABle
:SOURce:DATA:TELecom:ETHernet:STReam:BATCh:DESTination:IP:ENABle?

IP Address
:SOURce:DATA:TELecom:ETHernet:STReam:BATCh:DESTination:IP
:SOURce:DATA:TELecom:ETHernet:STReam:BATCh:DESTination:IP?

(UN)Select All / Invert

:SOURce:DATA:TELecom:ETHernet:STReam:BATCh:COPY

Apply To

:SOURce:DATA:TELecom:ETHernet:STReam:BATCh:COPY:STReam
:SOURce:DATA:TELecom:ETHernet:STReam:BATCh:COPY:STReam?
:SOURce:DATA:TELecom:ETHernet:STReam:BATCh:COPY:APPLy
:FETCh:DATA:TELecom:ETHernet:STReam:BATCh:COPY:SYNC:PROGress?

Global Options

QoS Metrics Tag Insertion
:SOURce:DATA:TELecom:ETHernet:STReam:GLOBal:QOSMetrics:ENABle
:SOURce:DATA:TELecom:ETHernet:STReam:GLOBal:QOSMetrics:ENABle?

Copy Stream

:SOURce:DATA:TELecom:ETHernet:STReam:GLOBal:COPYstream

Restore Default

:SOURce:DATA:TELecom:ETHernet:STReam:GLOBal:RESTore:DEFault

Streams - Profile

Stream

Stream Name
:SOURce:DATA:TELecom:ETHernet:STReam:NAME
:SOURce:DATA:TELecom:ETHernet:STReam:NAME?

Enable
:SOURce:DATA:TELecom:ETHernet:STReam:ENABled
:SOURce:DATA:TELecom:ETHernet:STReam:ENABled?

Profile

Profile
Refer to *Profile (Stream)*.

Frame Size
:SOURce:DATA:TELecom:ETHernet:STReam:FRAMe:SIZE:TYPE
:SOURce:DATA:TELecom:ETHernet:STReam:FRAMe:SIZE:TYPE?

:SOURce:DATA:TELecom:ETHernet:STReam:FRAMe:SIZE
:SOURce:DATA:TELecom:ETHernet:STReam:FRAMe:SIZE?

Sweep
:SOURce:DATA:TELecom:ETHernet:STReam:FRAMe:SWEep:STARt
:SOURce:DATA:TELecom:ETHernet:STReam:FRAMe:SWEep:STARt?
:SOURce:DATA:TELecom:ETHernet:STReam:FRAMe:SWEep:END
:SOURce:DATA:TELecom:ETHernet:STReam:FRAMe:SWEep:END?

Shaping

TX Mode
:SOURce:DATA:TELecom:ETHernet:STReam:TRAnsmit:MODE
:SOURce:DATA:TELecom:ETHernet:STReam:TRAnsmit:MODE?

TX Rate / Max TX Rate
Percentage:
:SOURce:DATA:TELecom:ETHernet:STReam:PROFile:RATE

:SOURce:DATA:TELecom:ETHernet:STReam:PROFile:RATE?
Mbit/s:
:SOURce:DATA:TELecom:ETHernet:STReam:PROFile:RATE:MBPS
:SOURce:DATA:TELecom:ETHernet:STReam:PROFile:RATE:MBPS?

Frame Count
:SOURce:DATA:TELecom:ETHernet:STReam:TRAnsmit:NFRame
:SOURce:DATA:TELecom:ETHernet:STReam:TRAnsmit:NFRame?

Total TX Rate

:SOURce:DATA:TELecom:ETHernet:ENABled:BANDwidth?

Link Capacity
:SOURce:DATA:TELecom:ETHernet:TOTal:BANDwidth?

QoS Metrics

Global Threshold Type
:SOURce:DATA:TELecom:ETHernet:STReam:QOSMetrics:THRoughput:TYPE
:SOURce:DATA:TELecom:ETHernet:STReam:QOSMetrics:THRoughput:TYPE?
:SOURce:DATA:TELecom:ETHernet:STReam:QOSMetrics:FLOSs:TYPE
:SOURce:DATA:TELecom:ETHernet:STReam:QOSMetrics:FLOSs:TYPE?
:SOURce:DATA:TELecom:ETHernet:STReam:QOSMetrics:OOSequence:TYPE
:SOURce:DATA:TELecom:ETHernet:STReam:QOSMetrics:OOSequence:TYPE?

Throughput Threshold
:SOURce:DATA:TELecom:ETHernet:STReam:QOSMetrics:THRoughput:STATus
:SOURce:DATA:TELecom:ETHernet:STReam:QOSMetrics:THRoughput:STATus?
:SOURce:DATA:TELecom:ETHernet:STReam:QOSMetrics:THRoughput:MAXimum
:SOURce:DATA:TELecom:ETHernet:STReam:QOSMetrics:THRoughput:MAXimum
:SOURce:DATA:TELecom:ETHernet:STReam:QOSMetrics:THRoughput:MINimum
:SOURce:DATA:TELecom:ETHernet:STReam:QOSMetrics:THRoughput:MINimum?

Frame Loss Count/Rate Threshold
:SOURce:DATA:TELecom:ETHernet:STReam:QOSMetrics:FLOSs:STATus
:SOURce:DATA:TELecom:ETHernet:STReam:QOSMetrics:FLOSs:STATus?
:SOURce:DATA:TELecom:ETHernet:STReam:QOSMetrics:FLOSs:RATE

:SOURce:DATA:TELecom:ETHernet:STReam:QOSMetrics:FLOSs:RATE?
:SOURce:DATA:TELecom:ETHernet:STReam:QOSMetrics:FLOSs:COUNt
:SOURce:DATA:TELecom:ETHernet:STReam:QOSMetrics:FLOSs:COUNt?

Out-of-Sequence Count/Rate Threshold
:SOURce:DATA:TELecom:ETHernet:STReam:QOSMetrics:OOSequence:STATus
:SOURce:DATA:TELecom:ETHernet:STReam:QOSMetrics:OOSequence:STATus?
:SOURce:DATA:TELecom:ETHernet:STReam:QOSMetrics:OOSequence:RATE
:SOURce:DATA:TELecom:ETHernet:STReam:QOSMetrics:OOSequence:RATE?
:SOURce:DATA:TELecom:ETHernet:STReam:QOSMetrics:OOSequence:COUNt
:SOURce:DATA:TELecom:ETHernet:STReam:QOSMetrics:OOSequence:COUNt?

Jitter Threshold
:SOURce:DATA:TELecom:ETHernet:STReam:QOSMetrics:JITTer:STATus
:SOURce:DATA:TELecom:ETHernet:STReam:QOSMetrics:JITTer:STATus?
:SOURce:DATA:TELecom:ETHernet:STReam:QOSMetrics:JITTer:VALue
:SOURce:DATA:TELecom:ETHernet:STReam:QOSMetrics:JITTer:VALue?

Latency Threshold
:SOURce:DATA:TELecom:ETHernet:STReam:QOSMetrics:LATency:STATus
:SOURce:DATA:TELecom:ETHernet:STReam:QOSMetrics:LATency:STATus?
:SOURce:DATA:TELecom:ETHernet:STReam:QOSMetrics:LATency:VALue
:SOURce:DATA:TELecom:ETHernet:STReam:QOSMetrics:LATency:VALue?

SyncE

ESMC Monitoring

LINK
:FETCh:DATA:TELecom:PACKetsync:SYNCe:ESMC:MONitoring:ESMC?

Received QL
:FETCh:DATA:TELecom:PACKetsync:SYNCe:ESMC:MONitoring:RECeivedql?

QL Mismatch Monitoring
:SOURce:DATA:TELecom:PACKetsync:SYNCe:ESMC:MONitoring:QLMismatch
:SOURce:DATA:TELecom:PACKetsync:SYNCe:ESMC:MONitoring:QLMismatch?

Expected QL
:SOURce:DATA:TELecom:PACKetsync:SYNCe:ESMC:MONitoring:EXPectedql
:SOURce:DATA:TELecom:PACKetsync:SYNCe:ESMC:MONitoring:EXPectedql?

Pass/Fail Verdict
:SOURce:DATA:TELecom:PACKetsync:SYNCe:ESMC:MONitoring:PASSfail:VERDict?

ESMC Rate Threshold
:SOURce:DATA:TELecom:PACKetsync:SYNCe:ESMC:MONitoring:RATE:THReshold
:SOURce:DATA:TELecom:PACKetsync:SYNCe:ESMC:MONitoring:RATE:THReshold?

ESMC Generation

Generated QL
:SOURce:DATA:TELecom:PACKetsync:SYNCe:ESMC:GENeration:GENerated:QLENable
:SOURce:DATA:TELecom:PACKetsync:SYNCe:ESMC:GENeration:GENerated:QLENable?
:SOURce:DATA:TELecom:PACKetsync:SYNCe:ESMC:GENeration:GENerated:QLValue
:SOURce:DATA:TELecom:PACKetsync:SYNCe:ESMC:GENeration:GENerated:QLValue?

QL Rate

:SOURce:DATA:TELecom:PACKetsync:SYNCe:ESMC:GENeration:QLRate
:SOURce:DATA:TELecom:PACKetsync:SYNCe:ESMC:GENeration:QLRate?

System / System - General

Factory Default

Restore Default
:SOURce:DATA:TELecom:FACTory:RESTore:DEFault

System - GNSS

Configuration

Constellation
NEW *:SOURce:DATA:TELecom:GNSS:CONStellation*
NEW *:SOURce:DATA:TELecom:GNSS:CONStellation?*

QZSS
NEW *:SOURce:DATA:TELecom:GNSS:QZSS:ENABle*
NEW *:SOURce:DATA:TELecom:GNSS:QZSS:ENABle?*

Time Source / Variant
NEW *:SOURce:DATA:TELecom:GNSS:TSOurce*
NEW *:SOURce:DATA:TELecom:GNSS:TSOurce?*

NEW *:SOURce:DATA:TELecom:GNSS:VARiant*
NEW *:SOURce:DATA:TELecom:GNSS:VARiant?*

Position Mode
NEW *:SOURce:DATA:TELecom:GNSS:PMODe*
NEW *:SOURce:DATA:TELecom:GNSS:PMODe?*

Restart
NEW *:SOURce:DATA:TELecom:GNSS:RESTart*

Desired Accuracy
NEW *:SOURce:DATA:TELecom:GNSS:DACC*
NEW *:SOURce:DATA:TELecom:GNSS:DACC?*

Cable Delay
NEW *:SOURce:DATA:TELecom:GNSS:CDELay*
NEW *:SOURce:DATA:TELecom:GNSS:CDELay?*

Antenna Coordinates

NEW *:SOURce:DATA:TELecom:GNSS:ANTenna:LATitude*
NEW *:SOURce:DATA:TELecom:GNSS:ANTenna:LATitude?*

NEW *:SOURce:DATA:TELecom:GNSS:ANTenna:LONGitude*
NEW *:SOURce:DATA:TELecom:GNSS:ANTenna:LONGitude?*

NEW *:SOURce:DATA:TELecom:GNSS:ANTenna:ALTitude*
NEW *:SOURce:DATA:TELecom:GNSS:ANTenna:ALTitude?*

Statuses

:SOURce:DATA:TELecom:GNSS:ANTenna:ALTitude?

GNSS
NEW *:FETCh:DATA:TELecom:GNSS?*

Status
NEW *:FETCh:DATA:TELecom:GNSS:STATus?*

Time Lock
NEW *:FETCh:DATA:TELecom:GNSS:TLOCk?*

UTC Variant
NEW *:FETCh:DATA:TELecom:GNSS:UTC?*

Jamming
NEW *:FETCh:DATA:TELecom:GNSS:JAMMing?*

# of Sat used
NEW *:FETCh:DATA:TELecom:GNSS:SATellite?*

Coordinates
NEW *:FETCh:DATA:TELecom:GNSS:ANTenna:LATitude?*
NEW *:FETCh:DATA:TELecom:GNSS:ANTenna:LONGitude?*
NEW *:FETCh:DATA:TELecom:GNSS:ANTenna:ALTitude?*

Satellites Histogram

NEW *:FETCh:DATA:TELecom:GNSS:HISTogram?*

TA/TA4-...

:FETCh:DATA:TELecom:TA:INFO?

For TA-SYNC:
:FETCh:DATA:TELecom:TA:SYNC:INFO?

For Loopback Tool:
:FETCh:DATA:TELecom:SLT:TA:INFO?

Test Configurator

Transceiver Status
:FETCh:DATA:TELecom:OPTical:MODule:STATus?

TA Status
:FETCh:DATA:TELecom:TA:INFO?

Test Sequence (iOptics)

Power Threshold (W)
:SOURce:DATA:TELecom:IOPTics:POWer:THReshold?

Pass/Fail Verdict
:SOURce:DATA:TELecom:IOPTics:POWer:THReshold:VERDict
:SOURce:DATA:TELecom:IOPTics:POWer:THReshold:VERDict?

Temp. Threshold (^{o}C)
:SOURce:DATA:TELecom:IOPTics:TEMPerature:THReshold
:SOURce:DATA:TELecom:IOPTics:TEMPerature:THReshold

TX Power Range (dBm)
:FETCh:DATA:TELecom:IOPTics:POWer:TX:RANGe?

RX Power Range (dBm)
:FETCh:DATA:TELecom:IOPTics:POWer:RX:RANGe?

BERT Duration
:SOURce:DATA:TELecom:IOPTics:BERT:DURation
:SOURce:DATA:TELecom:IOPTics:BERT:DURation?

BERT Threshold
:SOURce:DATA:TELecom:IOPTics:BERT:THReshold?

Skew Threshold (Bits)
:SOURce:DATA:TELecom:IOPTics:SKEW:THReshold?

TCP Throughput

TCP Mode

:SOURce:DATA:TELecom:ETHernet:TCP:MODE
:SOURce:DATA:TELecom:ETHernet:TCP:MODE?

TCP Connection Configuration

Remote IP Address
:SOURce:DATA:TELecom:ETHernet:TCP:CONNection:RIP
:SOURce:DATA:TELecom:ETHernet:TCP:CONNection:RIP?

Accept Connection From IP
:SOURce:DATA:TELecom:ETHernet:TCP:CONNection:LIP
:SOURce:DATA:TELecom:ETHernet:TCP:CONNection:LIP?

IP TOS/DS
:SOURce:DATA:TELecom:ETHernet:TCP:CONNection:IP:TOSDs
:SOURce:DATA:TELecom:ETHernet:TCP:CONNection:IP:TOSDs?

TCP Port
:SOURce:DATA:TELecom:ETHernet:TCP:CONNection:PORT
:SOURce:DATA:TELecom:ETHernet:TCP:CONNection:PORT?

TCP Throughput Configuration

Initial Window Size
:SOURce:DATA:TELecom:ETHernet:TCP:THRoughput:INTSize
:SOURce:DATA:TELecom:ETHernet:TCP:THRoughput:INTSize?

fMinimum Window Size
:SOURce:DATA:TELecom:ETHernet:TCP:THRoughput:MINSize
:SOURce:DATA:TELecom:ETHernet:TCP:THRoughput:MINSize?

Maximum Window Size
:SOURce:DATA:TELecom:ETHernet:TCP:THRoughput:MAXSize
:SOURce:DATA:TELecom:ETHernet:TCP:THRoughput:MAXSize?

Throughput Pass/Fail Verdict
:SOURce:DATA:TELecom:VERDict:ENABle
:SOURce:DATA:TELecom:VERDict:ENABle?

Threshold
:SOURce:DATA:TELecom:ETHernet:TCP:INJection:THReshold
:SOURce:DATA:TELecom:ETHernet:TCP:INJection:THReshold?

Restore TCP Throughput Defaults

:SOURce:DATA:TELecom:RESTore:DEFault

Timer

Timer

Duration / **Start Time** / **STop Time** check boxes
:SOURce:DATA:TELecom:TIMer:CONFig
:SOURce:DATA:TELecom:TIMer:CONFig?

Duration
:SOURce:DATA:TELecom:TIMer:DURation
:SOURce:DATA:TELecom:TIMer:DURation?
:SOURce:DATA:TELecom:TIMer:UDEFined
:SOURce:DATA:TELecom:TIMer:UDEFined?

Start Time
:SOURce:DATA:TELecom:TIMer:STARt
:SOURce:DATA:TELecom:TIMer:STARt?

Stop Time
:SOURce:DATA:TELecom:TIMer:STOP
:SOURce:DATA:TELecom:TIMer:STOP?

ARM
:SOURce:DATA:TELecom:TIMer
:SOURce:DATA:TELecom:TIMer?

Traces (OTN)

Standard or T.50 Control Characters for Trace Message Commands

:SOURce:DATA:TELecom:ControlCHAracter:MODE
:SOURce:DATA:TELecom:ControlCHAracter:MODE?

OTU - SM TTI Traces

Overwrite
:SOURce:DATA:TELecom:OTN:OTU[1..n]:SM:OVERwrite:ENABled
:SOURce:DATA:TELecom:OTN:OTU[1..n]:SM:OVERwrite:ENABled?

:SOURce:DATA:TELecom:OTN:OTU[1..n]:E[1..n]:SM:OVERwrite:ENABled
:SOURce:DATA:TELecom:OTN:OTU[1..n]:E[1..n]:SM:OVERwrite:ENABled?

:SOURce:DATA:TELecom:OTN:OTU[1..n]:F:SM:OVERwrite:ENABled
:SOURce:DATA:TELecom:OTN:OTU[1..n]:F:SM:OVERwrite:ENABled?

SAPI
- Received Message
:SOURce:DATA:TELecom:OTN:OTU[1..n]:SM:SAPI:B[1..n]
:SOURce:DATA:TELecom:OTN:OTU[1..n]:SM:SAPI:B[1..n]?

:SOURce:DATA:TELecom:OTN:OTU[1..n]:E[1..n]:SM:SAPI:B
:SOURce:DATA:TELecom:OTN:OTU[1..n]:E[1..n]:SM:SAPI:B?

:SOURce:DATA:TELecom:OTN:OTU[1..n]:F:SM:SAPI:B
:SOURce:DATA:TELecom:OTN:OTU[1..n]:F:SM:SAPI:B?

- Expected Message
:SENSe:DATA:TELecom:OTN:OTU[1..n]:TTI:SAPI:EXPected
:SENSe:DATA:TELecom:OTN:OTU[1..n]:TTI:SAPI:EXPected?

:SENSe:DATA:TELecom:OTN:OTU[1..n]:E[1..n]:TTI:SAPI:EXPected
:SENSe:DATA:TELecom:OTN:OTU[1..n]:E[1..n]:TTI:SAPI:EXPected?

:SENSe:DATA:TELecom:OTN:OTU[1..n]:F:TTI:SAPI:EXPected
:SENSe:DATA:TELecom:OTN:OTU[1..n]:F:TTI:SAPI:EXPected?

DAPI
- Received Message
:SOURce:DATA:TELecom:OTN:OTU[1..n]:SM:DAPI:B[1..n]
:SOURce:DATA:TELecom:OTN:OTU[1..n]:SM:DAPI:B[1..n]?

:SOURce:DATA:TELecom:OTN:OTU[1..n]:E[1..n]:SM:DAPI:B
:SOURce:DATA:TELecom:OTN:OTU[1..n]:E[1..n]:SM:DAPI:B?

:SOURce:DATA:TELecom:OTN:OTU[1..n]:F:SM:DAPI:B
:SOURce:DATA:TELecom:OTN:OTU[1..n]:F:SM:DAPI:B?

- Expected Message
:SENSe:DATA:TELecom:OTN:OTU[1..n]:TTI:DAPI:EXPected
:SENSe:DATA:TELecom:OTN:OTU[1..n]:TTI:DAPI:EXPected?

:SENSe:DATA:TELecom:OTN:OTU[1..n]:E[1..n]:TTI:DAPI:EXPected
:SENSe:DATA:TELecom:OTN:OTU[1..n]:E[1..n]:TTI:DAPI:EXPected?

:SENSe:DATA:TELecom:OTN:OTU[1..n]:F:TTI:DAPI:EXPected
:SENSe:DATA:TELecom:OTN:OTU[1..n]:F:TTI:DAPI:EXPected?

Operator Specific
- Received Message
:SOURce:DATA:TELecom:OTN:OTU[1..n]:SM:OPSPec:B[1..n]
:SOURce:DATA:TELecom:OTN:OTU[1..n]:SM:OPSPec:B[1..n]?

:SOURce:DATA:TELecom:OTN:OTU[1..n]:E[1..n]:SM:OPSPec:B
:SOURce:DATA:TELecom:OTN:OTU[1..n]:E[1..n]:SM:OPSPec:B?

:SOURce:DATA:TELecom:OTN:OTU[1..n]:F:SM:OPSPec:B
:SOURce:DATA:TELecom:OTN:OTU[1..n]:F:SM:OPSPec:B?

SAPI/DAPI OTU-TIM
:SENSe:DATA:TELecom:OTN:OTU[1..n]:TTI:TIM
:SENSe:DATA:TELecom:OTN:OTU[1..n]:TTI:TIM?

:SENSe:DATA:TELecom:OTN:OTU[1..n]:E[1..n]:TTI:TIM
:SENSe:DATA:TELecom:OTN:OTU[1..n]:E[1..n]:TTI:TIM?

:SENSe:DATA:TELecom:OTN:OTU[1..n]:F:TTI:TIM
:SENSe:DATA:TELecom:OTN:OTU[1..n]:F:TTI:TIM?

ODU - PM TTI Traces

Overwrite
:SOURce:DATA:TELecom:OTN:ODU[1..n]:TTI:OVERwrite:ENABled
:SOURce:DATA:TELecom:OTN:ODU[1..n]:TTI:OVERwrite:ENABled?

:SOURce:DATA:TELecom:OTN:ODU[1..n]:E[1..n]:TTI:OVERwrite:ENABled
:SOURce:DATA:TELecom:OTN:ODU[1..n]:E[1..n]:TTI:OVERwrite:ENABled?

:SOURce:DATA:TELecom:OTN:ODU[1..n]:F:TTI:OVERwrite:ENABled
:SOURce:DATA:TELecom:OTN:ODU[1..n]:F:TTI:OVERwrite:ENABled?

Channel selection for Multi-Channel OTN
:SENSe:DATA:TELecom:OTN:ODU[1..n]:TTI:ACHAnnel
:SENSe:DATA:TELecom:OTN:ODU[1..n]:TTI:ACHAnnel?
:SENSe:DATA:TELecom:OTN:ODU[1..n]:TTI:CHANnel
:SENSe:DATA:TELecom:OTN:ODU[1..n]:TTI:CHANnel?

Expected Message (**SAPI** and **DAPI**) for Multi-Channel OTN: Icon indicating that at least one channel uses a different message.
:SENSe:DATA:TELecom:OTN:ODU[1..n]:TTI:SAPI:GOVErwrite?
:SENSe:DATA:TELecom:OTN:ODU[1..n]:TTI:DAPI:GOVErwrite?

SAPI
- Received Message
:SOURce:DATA:TELecom:OTN:ODU[1..n]:PM:SAPI:B
:SOURce:DATA:TELecom:OTN:ODU[1..n]:PM:SAPI:B?

:SOURce:DATA:TELecom:OTN:ODU[1..n]:E[1..n]:PM:SAPI:B
:SOURce:DATA:TELecom:OTN:ODU[1..n]:E[1..n]:PM:SAPI:B?

:SOURce:DATA:TELecom:OTN:ODU[1..n]:F:PM:SAPI:B
:SOURce:DATA:TELecom:OTN:ODU[1..n]:F:PM:SAPI:B?

- Expected Message
:SENSe:DATA:TELecom:OTN:ODU[1..n]:TTI:SAPI:EXPected
:SENSe:DATA:TELecom:OTN:ODU[1..n]:TTI:SAPI:EXPected?

:SENSe:DATA:TELecom:OTN:ODU[1..n]:E[1..n]:TTI:SAPI:EXPected
:SENSe:DATA:TELecom:OTN:ODU[1..n]:E[1..n]:TTI:SAPI:EXPected?

:SENSe:DATA:TELecom:OTN:ODU[1..n]:F:TTI:SAPI:EXPected
:SENSe:DATA:TELecom:OTN:ODU[1..n]:F:TTI:SAPI:EXPected?

DAPI
- Received Message
:SOURce:DATA:TELecom:OTN:ODU[1..n]:PM:DAPI:B
:SOURce:DATA:TELecom:OTN:ODU[1..n]:PM:DAPI:B?

:SOURce:DATA:TELecom:OTN:ODU[1..n]:E[1..n]:PM:DAPI:B
:SOURce:DATA:TELecom:OTN:ODU[1..n]:E[1..n]:PM:DAPI:B?

:SOURce:DATA:TELecom:OTN:ODU[1..n]:F:PM:DAPI:B
:SOURce:DATA:TELecom:OTN:ODU[1..n]:F:PM:DAPI:B?

- Expected Message
:SENSe:DATA:TELecom:OTN:ODU[1..n]:TTI:DAPI:EXPected
:SENSe:DATA:TELecom:OTN:ODU[1..n]:TTI:DAPI:EXPected?

:SENSe:DATA:TELecom:OTN:ODU[1..n]:E[1..n]:TTI:DAPI:EXPected
:SENSe:DATA:TELecom:OTN:ODU[1..n]:E[1..n]:TTI:DAPI:EXPected?

:SENSe:DATA:TELecom:OTN:ODU[1..n]:F:TTI:DAPI:EXPected
:SENSe:DATA:TELecom:OTN:ODU[1..n]:F:TTI:DAPI:EXPected?

Operator Specific
- Received Message
:SOURce:DATA:TELecom:OTN:ODU[1..n]:PM:OPSPec:B
:SOURce:DATA:TELecom:OTN:ODU[1..n]:PM:OPSPec:B?

:SOURce:DATA:TELecom:OTN:ODU[1..n]:E[1..n]:PM:OPSPec:B
:SOURce:DATA:TELecom:OTN:ODU[1..n]:E[1..n]:PM:OPSPec:B?

:SOURce:DATA:TELecom:OTN:ODU[1..n]:F:PM:OPSPec:B
:SOURce:DATA:TELecom:OTN:ODU[1..n]:F:PM:OPSPec:B?

SAPI/DAPI ODU-TIM
:SENSe:DATA:TELecom:OTN:ODU[1..n]:TTI:TIM
:SENSe:DATA:TELecom:OTN:ODU[1..n]:TTI:TIM?

:SENSe:DATA:TELecom:OTN:ODU[1..n]:E[1..n]:TTI:TIM
:SENSe:DATA:TELecom:OTN:ODU[1..n]:E[1..n]:TTI:TIM?

:SENSe:DATA:TELecom:OTN:ODU[1..n]:F:TTI:TIM
:SENSe:DATA:TELecom:OTN:ODU[1..n]:F:TTI:TIM?

ODU - TCM TTI Traces

SAPI

- Received Message

:SOURce:DATA:TELecom:OTN:ODU[1..n]:TCM[1..n]:SAPI:B
:SOURce:DATA:TELecom:OTN:ODU[1..n]:TCM[1..n]:SAPI:B?

:SOURce:DATA:TELecom:OTN:ODU[1..n]:E[1..n]:TCM[1..n]:SAPI:B
:SOURce:DATA:TELecom:OTN:ODU[1..n]:E[1..n]:TCM[1..n]:SAPI:B?

:SOURce:DATA:TELecom:OTN:ODU[1..n]:F:TCM[1..n]:SAPI:B
:SOURce:DATA:TELecom:OTN:ODU[1..n]:F:TCM[1..n]:SAPI:B?

- Expected Message

:SENSe:DATA:TELecom:OTN:ODU[1..n]:TCM[1..n]:TTI:SAPI:EXPected
:SENSe:DATA:TELecom:OTN:ODU[1..n]:TCM[1..n]:TTI:SAPI:EXPected?

:SENSe:DATA:TELecom:OTN:ODU[1..n]:E[1..n]:TCM[1..n]:TTI:SAPI:EXPected
:SENSe:DATA:TELecom:OTN:ODU[1..n]:E[1..n]:TCM[1..n]:TTI:SAPI:EXPected?

:SENSe:DATA:TELecom:OTN:ODU[1..n]:F:TCM[1..n]:TTI:SAPI:EXPected
:SENSe:DATA:TELecom:OTN:ODU[1..n]:F:TCM[1..n]:TTI:SAPI:EXPected?

DAPI

- Received Message

:SOURce:DATA:TELecom:OTN:ODU[1..n]:TCM[1..n]:DAPI:B
:SOURce:DATA:TELecom:OTN:ODU[1..n]:TCM[1..n]:DAPI:B?

:SOURce:DATA:TELecom:OTN:ODU[1..n]:E[1..n]:TCM[1..n]:DAPI:B
:SOURce:DATA:TELecom:OTN:ODU[1..n]:E[1..n]:TCM[1..n]:DAPI:B?

:SOURce:DATA:TELecom:OTN:ODU[1..n]:F:TCM[1..n]:DAPI:B
:SOURce:DATA:TELecom:OTN:ODU[1..n]:F:TCM[1..n]:DAPI:B?

- Expected Message

:SENSe:DATA:TELecom:OTN:ODU[1..n]:TCM[1..n]:TTI:DAPI:EXPected
:SENSe:DATA:TELecom:OTN:ODU[1..n]:TCM[1..n]:TTI:DAPI:EXPected?

:SENSe:DATA:TELecom:OTN:ODU[1..n]:E[1..n]:TCM[1..n]:TTI:DAPI:EXPected
:SENSe:DATA:TELecom:OTN:ODU[1..n]:E[1..n]:TCM[1..n]:TTI:DAPI:EXPected?

:SENSe:DATA:TELecom:OTN:ODU[1..n]:F:TCM[1..n]:TTI:DAPI:EXPected
:SENSe:DATA:TELecom:OTN:ODU[1..n]:F:TCM[1..n]:TTI:DAPI:EXPected?

Operator Specific
- Received Message
:SOURce:DATA:TELecom:OTN:ODU[1..n]:TCM[1..n]:OPSPec:B
:SOURce:DATA:TELecom:OTN:ODU[1..n]:TCM[1..n]:OPSPec:B?

:SOURce:DATA:TELecom:OTN:ODU[1..n]:E[1..n]:TCM[1..n]:OPSPec:B
:SOURce:DATA:TELecom:OTN:ODU[1..n]:E[1..n]:TCM[1..n]:OPSPec:B?

:SOURce:DATA:TELecom:OTN:ODU[1..n]:F:TCM[1..n]:OPSPec:B
:SOURce:DATA:TELecom:OTN:ODU[1..n]:F:TCM[1..n]:OPSPec:B?

SAPI/DAPI TCM-TIM
:SENSe:DATA:TELecom:OTN:ODU[1..n]:TCM[1..n]:TTI:TIM
:SENSe:DATA:TELecom:OTN:ODU[1..n]:TCM[1..n]:TTI:TIM?

:SENSe:DATA:TELecom:OTN:ODU[1..n]:E[1..n]:TCM[1..n]:TTI:TIM
:SENSe:DATA:TELecom:OTN:ODU[1..n]:E[1..n]:TCM[1..n]:TTI:TIM?

:SENSe:DATA:TELecom:OTN:ODU[1..n]:F:TCM[1..n]:TTI:TIM
:SENSe:DATA:TELecom:OTN:ODU[1..n]:F:TCM[1..n]:TTI:TIM?

Traces (SONET/SDH)

Standard or T.50 Control Characters for Trace Message Commands

:SOURce:DATA:TELecom:ControlCHAracter:MODE
:SOURce:DATA:TELecom:ControlCHAracter:MODE?

Traces

Section/RS (J0)
- Format
:SOURce:DATA:TELecom:SDHSonet:SECTion:OVERhead:J[1..n]:PATTern
:SOURce:DATA:TELecom:SDHSonet:SECTion:OVERhead:J[1..n]:PATTern?

- Generated
:SOURce:DATA:TELecom:SDHSonet:SECTion:OVERhead:J[1..n]:PATTern:B
:SOURce:DATA:TELecom:SDHSonet:SECTion:OVERhead:J[1..n]:PATTern:B?

STS/AU/TU-3 Path (J1)
- Format
:SOURce:DATA:TELecom:SDHSonet:PATH:OVERhead:J[1..n]:PATTern
:SOURce:DATA:TELecom:SDHSonet:PATH:OVERhead:J[1..n]:PATTern?

- Generated
- Format
:SOURce:DATA:TELecom:SDHSonet:PATH:OVERhead:J[1..n]:PATTern:B
:SOURce:DATA:TELecom:SDHSonet:PATH:OVERhead:J[1..n]:PATTern:B?

VT/TU Path (J2)
- Format
:SOURce:DATA:TELecom:SDHSonet:LOP:OVERhead:J[1..n]:PATTern
:SOURce:DATA:TELecom:SDHSonet:LOP:OVERhead:J[1..n]:PATTern?
- Generated
:SOURce:DATA:TELecom:SDHSonet:LOP:OVERhead:J[1..n]:PATTern:B
:SOURce:DATA:TELecom:SDHSonet:LOP:OVERhead:J[1..n]:PATTern:B?

TIM-S/RS-TIM
- Enable
:SENSe:DATA:TELecom:SDHSonet:SECTion:OVERhead:TIM
:SENSe:DATA:TELecom:SDHSonet:SECTion:OVERhead:TIM?

- **Format**
:SENSe:DATA:TELecom:SDHSonet:SECTion:OVERhead:TIM:PATTern
:SENSe:DATA:TELecom:SDHSonet:SECTion:OVERhead:TIM:PATTern?

- **Expected**
:SENSe:DATA:TELecom:SDHSonet:SECTion:OVERhead:TIM:PATTern:B
:SENSe:DATA:TELecom:SDHSonet:SECTion:OVERhead:TIM:PATTern:B?

TIM-P/HP-TIM
- Enable
:SENSe:DATA:TELecom:SDHSonet:PATH:OVERhead:TIM
:SENSe:DATA:TELecom:SDHSonet:PATH:OVERhead:TIM?

- **Format**
:SENSe:DATA:TELecom:SDHSonet:PATH:OVERhead:TIM:PATTern
:SENSe:DATA:TELecom:SDHSonet:PATH:OVERhead:TIM:PATTern?

- **Expected**
:SENSe:DATA:TELecom:SDHSonet:PATH:OVERhead:TIM:PATTern:B
:SENSe:DATA:TELecom:SDHSonet:PATH:OVERhead:TIM:PATTern:B?

TIM-V/LP-TIM
- Enable
:SENSe:DATA:TELecom:SDHSonet:LOP:OVERhead:TIM
:SENSe:DATA:TELecom:SDHSonet:LOP:OVERhead:TIM?

- **Format**
:SENSe:DATA:TELecom:SDHSonet:LOP:OVERhead:TIM:PATTern
:SENSe:DATA:TELecom:SDHSonet:LOP:OVERhead:TIM:PATTern?

- **Expected**
:SENSe:DATA:TELecom:SDHSonet:LOP:OVERhead:TIM:PATTern:B
:SENSe:DATA:TELecom:SDHSonet:LOP:OVERhead:TIM:PATTern:B?

TCM Access Point Identifier

STS/AU Path (N1)
- Generated
:SOURce:DATA:TELecom:SDHSonet:HOP:TCAPident:N[1..n]:MESSage
:SOURce:DATA:TELecom:SDHSonet:HOP:TCAPident:N[1..n]:MESSage?

- Expected
:SENSe:DATA:TELecom:SDHSonet:HOP:TCAPident:EXPected
:SENSe:DATA:TELecom:SDHSonet:HOP:TCAPident:EXPected?

- Enable
:SENSe:DATA:TELecom:SDHSonet:HOP:TCAPident:TCTim
:SENSe:DATA:TELecom:SDHSonet:HOP:TCAPident:TCTim?

VT/TU Path (Z6 or N1 (TU-3))
- Generated
:SOURce:DATA:TELecom:SDHSonet:LOP:TCAPident:N[1..n]:MESSage
:SOURce:DATA:TELecom:SDHSonet:LOP:TCAPident:N[1..n]:MESSage?

- Generated
:SENSe:DATA:TELecom:SDHSonet:LOP:TCAPident:EXPected
:SENSe:DATA:TELecom:SDHSonet:LOP:TCAPident:EXPected?

- Enable
:SENSe:DATA:TELecom:SDHSonet:LOP:TCAPident:TCTim
:SENSe:DATA:TELecom:SDHSonet:LOP:TCAPident:TCTim?

Traces/PT (FlexO)

Standard or T.50 Control Characters for Trace Message Commands

:SOURce:DATA:TELecom:ControlCHAracter:MODE
:SOURce:DATA:TELecom:ControlCHAracter:MODE?

SM TTI Traces

Overwrite
:SOURce:DATA:TELecom:OTN:OTU[1..n]:SM:OVERwrite:ENABled
:SOURce:DATA:TELecom:OTN:OTU[1..n]:SM:OVERwrite:ENABled?

SAPI
- Received Message
:SOURce:DATA:TELecom:OTN:OTU[1..n]:SM:SAPI:B[1..n]
:SOURce:DATA:TELecom:OTN:OTU[1..n]:SM:SAPI:B[1..n]?

- Expected Message
:SENSe:DATA:TELecom:OTN:OTU[1..n]:TTI:SAPI:EXPected
:SENSe:DATA:TELecom:OTN:OTU[1..n]:TTI:SAPI:EXPected?

DAPI
- Received Message
:SOURce:DATA:TELecom:OTN:OTU[1..n]:SM:DAPI:B[1..n]
:SOURce:DATA:TELecom:OTN:OTU[1..n]:SM:DAPI:B[1..n]?

- Expected Message
:SENSe:DATA:TELecom:OTN:OTU[1..n]:TTI:DAPI:EXPected
:SENSe:DATA:TELecom:OTN:OTU[1..n]:TTI:DAPI:EXPected?

Operator Specific
- Received Message
:SOURce:DATA:TELecom:OTN:OTU[1..n]:SM:OPSPec:B[1..n]
:SOURce:DATA:TELecom:OTN:OTU[1..n]:SM:OPSPec:B[1..n]?

SAPI/DAPI OTU-TIM
:SENSe:DATA:TELecom:OTN:OTU[1..n]:TTI:TIM
:SENSe:DATA:TELecom:OTN:OTU[1..n]:TTI:TIM?

PM TTI Traces

Client ID selection for ODUk
:SENSe:DATA:TELecom:OTN:ODU[1..n]:TTI:ACLient
:SENSe:DATA:TELecom:OTN:ODU[1..n]:TTI:ACLient?

Expected Message (**SAPI** and **DAPI**): Icon indicating that at least one client uses a different message.
:SENSe:DATA:TELecom:OTN:ODU[1..n]:TTI:SAPI:GOVErwrite?
:SENSe:DATA:TELecom:OTN:ODU[1..n]:TTI:DAPI:GOVErwrite?

SAPI
- Received Message
:SOURce:DATA:TELecom:OTN:ODU[1..n]:PM:SAPI:B
:SOURce:DATA:TELecom:OTN:ODU[1..n]:PM:SAPI:B?

- Expected Message
:SENSe:DATA:TELecom:OTN:ODU[1..n]:TTI:SAPI:EXPected
:SENSe:DATA:TELecom:OTN:ODU[1..n]:TTI:SAPI:EXPected?

DAPI
- Received Message
:SOURce:DATA:TELecom:OTN:ODU[1..n]:PM:DAPI:B
:SOURce:DATA:TELecom:OTN:ODU[1..n]:PM:DAPI:B?

- Expected Message
:SENSe:DATA:TELecom:OTN:ODU[1..n]:TTI:DAPI:EXPected
:SENSe:DATA:TELecom:OTN:ODU[1..n]:TTI:DAPI:EXPected?

Operator Specific
- Received Message
:SOURce:DATA:TELecom:OTN:ODU[1..n]:PM:OPSPec:B
:SOURce:DATA:TELecom:OTN:ODU[1..n]:PM:OPSPec:B?

SAPI/DAPI ODU-TIM
:SENSe:DATA:TELecom:OTN:ODU[1..n]:TTI:TIM
:SENSe:DATA:TELecom:OTN:ODU[1..n]:TTI:TIM?

PT/Global PT

Client ID selection for ODUk
:SENSe:DATA:TELecom:OTN:OPU[1..n]:ACLient
:SENSe:DATA:TELecom:OTN:OPU[1..n]:ACLient?

Payload Type
:SOURce:DATA:TELecom:OTN:OPU[1..n]:PTYPe
:SOURce:DATA:TELecom:OTN:OPU[1..n]:PTYPe?
:SENSe:DATA:TELecom:OTN:OPU[1..n]:PTYPe
:SENSe:DATA:TELecom:OTN:OPU[1..n]:PTYPe?

Payload Type - Global Overwrite Status Icon
:SENSe:DATA:TELecom:OTN:OPU[1..n]:GOVErwrite?

Code
:SOURce:DATA:TELecom:OTN:OPU[1..n]:PCODe
:SOURce:DATA:TELecom:OTN:OPU[1..n]:PCODe?
:SENSe:DATA:TELecom:OTN:OPU[1..n]:PCODe
:SENSe:DATA:TELecom:OTN:OPU[1..n]:PCODe?

OPU-PLM
:SENSe:DATA:TELecom:OTN:OPU[1..n]:PLM
:SENSe:DATA:TELecom:OTN:OPU[1..n]:PLM?

6 SCPI Command List - Results

Note: *The symbol || precedes a parallel interface command when a different command is used for a serial interface.*

Note: *For **Dual Port** topology or multi-port test (FlexE/FlexO) use the following command to select the port for subsequent commands/queries:*
:SOURce:DATA:TELecom:PORT

List of Pages

Alarms/Errors on page 179

FEC Statistics on page 244
FTFL/PT on page 246

GFP-F/GFP-T on page 248

Labels on page 249
Link OAM on page 250
Logger and Alarms/Errors Logger on page 251

Messages on page 252
MPLS on page 253

OTL-SDT on page 254

Performance Monitoring on page 255
PTP Stats on page 256

Quality Level (1588 PTP) on page 258
Quality Level (SyncE) on page 259

S-OAM and MPLS-TP OAM on page 261
SDT (Multi-Channel OTN) on page 266
Service Configuration - Burst on page 268
Service Configuration - Ramp on page 269
Service Performance on page 270
Streams - Frame Loss / Out-of-Sequence on page 272
Streams - Jitter on page 273
Streams - Latency on page 274
Streams - Throughput on page 275

Summary / Client Summary on page 276
Summary (1588 PTP) on page 280
Summary (Cable Test) on page 281>
Summary (CPRI/OBSAI BERT) on page 283
Summary (EtherBERT) on page 286
Summary (EtherSAM) on page 290
Summary (FC BERT) on page 292
Summary (FlexE BERT) on page 293
Summary (FlexE BERT) - Client Summary on page 295
NEW *Summary (FlexE BERT) - Path OAM* on page 296
Summary (FlexO BERT) on page 298
Summary (iOptics) on page 299
Summary (Link OAM) on page 301
Summary (Multi-Channel OTN) on page 302
Summary (NI/CSU Emulation) on page 303
Summary (RFC 2544) on page 304
Summary (RFC 6349) on page 306
Summary (Smart Loopback) on page 308
Summary (S-OAM and MPLS-TP OAM) on page 309
Summary (SyncE) on page 311
Summary (TCP Throughput) on page 313
Summary (Through Mode) on page 315
Summary (Traffic Gen & Mon) on page 316

Traces - OTN on page 317
Traces - SONET/SDH on page 323
Traces/PT (FlexO) on page 326
Traffic - Ethernet on page 329
Traffic - Flow Control on page 331
Traffic - OAM, S-OAM, and MPLS-TP OAM on page 332
NEW *Traffic - Path OAM* on page 333

WIS on page 334

Alarms/Errors

BER | CLOCK | CPRI | DS1 | DS3 | E1 | E2 | E3 | E4 | Ethernet | Ethernet - PCS | Ethernet - PCS Lanes | FEC (FlexO) | FEC (OTN) | FEC Lanes | Fibre Channel (including RS-FEC layer) | FlexE Group | FlexO Group / OTUC Frame | FOICx.y | GFP | GMP | Interface | IP/UDP/TCP | MPLS-TP OAM | OBSAI | ODUx/ODUk/ODUCn | ODUx-TCM | OPUx/OPUk/OPUCn | OTL | OTUx/OTUCn/OTUC Frame | Path OAM | PHY | PHYs (FlexE - Group) | PTP | QoS Metrics | RS-FEC | S-OAM | Section/Line/RS/MS | STS-x / AU-x | SyncE | TCM (SONET/SDH) | Transcoding | VT/TU | WIS

Alarms/Errors availability per test application and interface/rate:

Test Application	Interface	Alarms/Errors
FlexO BERT	100G	***BER | FEC (FlexO) | FEC Lanes | FlexO Group / OTUC Frame | FOICx.y | Interface | ODUx/ODUk/ODUCn | OPUx/OPUk/OPUCn | OTUx/OTUCn/OTUC Frame***
OTN BERT	All	***BER | CLOCK | Ethernet | FEC (OTN) | GFP | GMP | Interface | ODUx/ODUk/ODUCn | ODUx-TCM | OPUx/OPUk/OPUCn | OTUx/OTUCn/OTUC Frame***
	OTU3	***Transcoding | OTL***
	OTU4	***OTL***
Multi-Channel OTN	OTU4	***BER | CLOCK | Interface | ODUx/ODUk/ODUCn | OPUx/OPUk/OPUCn | OTL | OTUx/OTUCn/OTUC Frame***
SONET/SDH BERT	All	***BER | CLOCK | Interface | Section/Line/RS/MS | STS-x / AU-x | TCM (SONET/SDH) | VT/TU***
OTN-SONET/SDH BERT	All	***BER | CLOCK | FEC (OTN) | GMP | Interface | ODUx/ODUk/ODUCn | ODUx-TCM | OPUx/OPUk/OPUCn | OTUx/OTUCn/OTUC Frame | Section/Line/RS/MS | STS-x / AU-x***
	OTU3, OTU4	***OTL***
DSn/PDH BERT	All	***BER | DS1 | DS3 | E1 | E2 | E3 | E4 | Interface***
SONET/SDH - DSn/PDH BERT	All	***BER | DS1 | DS3 | E1 | E2 | E3 | E4 | Interface | Section/Line/RS/MS | STS-x / AU-x | TCM (SONET/SDH) | VT/TU***
NI/CSU Emulation	DS1	***Interface | DS1 | DS3***
FlexE BERT	100GE	***BER | Ethernet | Ethernet - PCS | Ethernet - PCS Lanes | FEC Lanes | FlexE Group | Interface | Path OAM | PHY | PHYs (FlexE - Group) | RS-FEC***

Test Application	Interface	Alarms/Errors
EtherSAM (Y.1564), RFC 6349, RFC 2544, Smart Loopback, Through Mode	All	***CLOCK*** **|** ***Ethernet*** **|** ***Interface*** **|** ***IP/UDP/TCP***
	10GE WAN	***WIS***
	25GE, 100GE	***Ethernet - PCS*** **|** ***Ethernet - PCS Lanes*** **|** ***FEC Lanes*** **|** ***RS-FEC***
	400GE	***Ethernet - PCS*** **|** ***Ethernet - PCS Lanes***
EtherBERT	All	***BER*** **|** ***CLOCK*** **|** ***Ethernet*** **|** ***Interface*** **|** ***IP/UDP/TCP***
	10GE WAN	***WIS***
	25GE, 50GE, 100GE	***Ethernet - PCS*** **|** ***Ethernet - PCS Lanes*** **|** ***FEC Lanes*** **|** ***RS-FEC***
	200GE, 400GE	***Ethernet - PCS*** **|** ***Ethernet - PCS Lanes***
Traffic Gen & Mon	All	***CLOCK*** **|** ***Ethernet*** **|** ***Interface*** **|** ***IP/UDP/TCP*** **|** ***QoS Metrics***
	10GE WAN	***WIS***
	25GE, 100GE	***Ethernet - PCS*** **|** ***Ethernet - PCS Lanes*** **|** ***FEC Lanes*** **|** ***RS-FEC***
	400GE	***Ethernet - PCS*** **|** ***Ethernet - PCS Lanes***
TCP Throughput	All	***CLOCK*** **|** ***Ethernet*** **|** ***Interface*** **|** ***IP/UDP/TCP***
Carrier Ethernet OAM	All	***CLOCK*** **|** ***Ethernet*** **|** ***Interface*** **|** ***MPLS-TP OAM*** **|** ***S-OAM***
	10GE WAN	***WIS***
1588 PTP	All	***Ethernet*** **|** ***Interface*** **|** ***IP/UDP/TCP*** **|** ***PTP***
SyncE	All	***Ethernet*** **|** ***Interface*** **|** ***IP/UDP/TCP*** **|** ***SyncE***
FC BERT	All	***BER*** **|** ***CLOCK*** **|** ***Fibre Channel (including RS-FEC layer)*** **|** ***Interface***
CPRI/OBSAI BERT	All	***BER*** **|** ***CLOCK*** **|** ***Interface***
	CPRI rates	***CPRI***, ***RS-FEC*** **(24.3G)**
	OBSAI rates	***OBSAI***
eCPRI BERT	10G	***BER*** **|** ***CLOCK*** **|** ***Ethernet*** **|** ***Interface*** **|** ***QoS Metrics***
	25G	***RS-FEC***

FlexE

- **Port**
:SOURce:DATA:TELecom:PORT
:SOURce:DATA:TELecom:PORT?

- **FlexE PHY Number**
:SOURce:DATA:TELecom:FETHernet:GROup:PNUMber?

- **Client ID**
:SOURce:DATA:TELecom:FETHernet:CLIent:IDentifier
:SOURce:DATA:TELecom:FETHernet:CLIent:IDentifier?

- **Size**
:SOURce:DATA:TELecom:FETHernet:CLIent:CALendar:CONFig?

FlexO

- **Port**
:SOURce:DATA:TELecom:PORT
:SOURce:DATA:TELecom:PORT?

- **FlexO Instance ID**
:SOURce:DATA:TELecom:FOTN:INSTance:IDentifier?

Global Layer

:FETCh:DATA:TELecom:ALARm:HISTory?
:FETCh:DATA:TELecom:ALARm:SEConds?
:FETCh:DATA:TELecom:ALARm:CURRent?
:FETCh:DATA:TELecom:ERRor:HISTory?
:FETCh:DATA:TELecom:ERRor:SEConds?
:FETCh:DATA:TELecom:ERRor:CURRent?
:FETCh:DATA:TELecom:ERRor:COUNt?
:FETCh:DATA:TELecom:ERRor:RATE?
:FETCh:DATA:TELecom:ERRor:COUNt:TOTal?
:FETCh:DATA:TELecom:ERRor:RATE:TOTal?

BER

Alarms

:FETCh:DATA:TELecom:PATTern:ALARm:PATTern:SEConds?
:FETCh:DATA:TELecom:PATTern:ALARm:PATTern:HISTory?
:FETCh:DATA:TELecom:PATTern:ALARm:PATTern:CURRent?

- Client Frequency:
:FETCh:DATA:TELecom:ETHernet:COFFset:ALARm:HISTory?
:FETCh:DATA:TELecom:ETHernet:COFFset:ALARm:CURRent?
:FETCh:DATA:TELecom:ETHernet:COFFset:ALARm:SEConds?

Errors

:FETCh:DATA:TELecom:PATTern:ERRor:PATTern:SEConds?
:FETCh:DATA:TELecom:PATTern:ERRor:PATTern:COUNt?
:FETCh:DATA:TELecom:PATTern:ERRor:PATTern:RATE?
:FETCh:DATA:TELecom:PATTern:ERRor:PATTern:HISTory?
:FETCh:DATA:TELecom:PATTern:ERRor:PATTern:CURRent?

Injection

- Channel
:SOURce:DATA:TELecom:PATTern:ERRor:PATTern:CHANnel
:SOURce:DATA:TELecom:PATTern:ERRor:PATTern:CHANnel?
:SOURce:DATA:TELecom:PATTern:ALARm:PATTern:CHANnel
:SOURce:DATA:TELecom:PATTern:ALARm:PATTern:CHANnel?

Mode Manual
- Defect
:SOURce:DATA:TELecom:PATTern:ERRor:PATTern:MANual:TYPE
:SOURce:DATA:TELecom:PATTern:ERRor:PATTern:MANual:TYPE?
- Amount
:SOURce:DATA:TELecom:PATTern:ERRor:PATTern:AMOunt
:SOURce:DATA:TELecom:PATTern:ERRor:PATTern:AMOunt?
- Inject
:SOURce:DATA:TELecom:PATTern:ERRor:PATTern:INJect

Mode Rate/Max Rate
- Mode
:SOURce:DATA:TELecom:PATTern:ERRor:PATTern:AUTomated:CONTinuous
:SOURce:DATA:TELecom:PATTern:ERRor:PATTern:AUTomated:CONTinuous?

- Defect
:SOURce:DATA:TELecom:PATTern:ERRor:PATTern:AUTomated:TYPE
:SOURce:DATA:TELecom:PATTern:ERRor:PATTern:AUTomated:TYPE?
- Rate
:SOURce:DATA:TELecom:PATTern:ERRor:PATTern:AUTomated:RATE
:SOURce:DATA:TELecom:PATTern:ERRor:PATTern:AUTomated:RATE?
- Inject
:SOURce:DATA:TELecom:PATTern:ERRor:PATTern:AUTomated
:SOURce:DATA:TELecom:PATTern:ERRor:PATTern:AUTomated?

Mode Continuous
- Defect
:SOURce:DATA:TELecom:PATTern:ALARm:PATTern:TYPE?
- Inject
:SOURce:DATA:TELecom:PATTern:ALARm:PATTern

CLOCK

Alarms

:INPut:TELecom:BACKplane:ALARm:STATus:HISTory?
:INPut:TELecom:BACKplane:ALARm:STATus:CURRent?
:INPut:TELecom:BACKplane:ALARm:STATus:SEConds?

CPRI

Alarms

:FETCh:DATA:TELecom:CPRI:ALARm:HISTory?
:FETCh:DATA:TELecom:CPRI:ALARm:CURRent?
:FETCh:DATA:TELecom:CPRI:ALARm:SEConds?

Errors

:FETCh:DATA:TELecom:CPRI:ERRor:SEConds?
:FETCh:DATA:TELecom:CPRI:ERRor:COUNt?
:FETCh:DATA:TELecom:CPRI:ERRor:RATE?
:FETCh:DATA:TELecom:CPRI:ERRor:HISTory?
:FETCh:DATA:TELecom:CPRI:ERRor:CURRent?

Injection

Mode Manual
- Defect
:SOURce:DATA:TELecom:CPRI:ERRor:MANual:DEFect
:SOURce:DATA:TELecom:CPRI:ERRor:MANual:DEFect?
- Amount
:SOURce:DATA:TELecom:CPRI:ERRor:MANual:AMOunt
:SOURce:DATA:TELecom:CPRI:ERRor:MANual:AMOunt?
- Inject
:SOURce:DATA:TELecom:CPRI:ERRor:MANual:INJect

Mode Rate/Max Rate
- Mode
:SOURce:DATA:TELecom:CPRI:ERRor:AUTomated:CONTinuous
:SOURce:DATA:TELecom:CPRI:ERRor:AUTomated:CONTinuous?
- Defect
:SOURce:DATA:TELecom:CPRI:ERRor:AUTomated:DEFect
:SOURce:DATA:TELecom:CPRI:ERRor:AUTomated:DEFect?
- Rate
:SOURce:DATA:TELecom:CPRI:ERRor:AUTomated:RATE
:SOURce:DATA:TELecom:CPRI:ERRor:AUTomated:RATE?
- Inject
:SOURce:DATA:TELecom:CPRI:ERRor:AUTomated
:SOURce:DATA:TELecom:CPRI:ERRor:AUTomated?

Mode Continuous
- Defect
:SOURce:DATA:TELecom:CPRI:ALARm:DEFect
:SOURce:DATA:TELecom:CPRI:ALARm:DEFect?

- Inject
:SOURce:DATA:TELecom:CPRI:ALARm:GENerate
:SOURce:DATA:TELecom:CPRI:ALARm:GENerate?

DS1 | DS3

Alarms

:FETCh:DATA:TELecom:DSN:ALARm:DS[1..n]:HISTory?
:FETCh:DATA:TELecom:DSN:ALARm:DS[1..n]:SEConds?
:FETCh:DATA:TELecom:DSN:ALARm:DS[1..n]:CURRent?

Errors

:FETCh:DATA:TELecom:DSN:ERRor:DS[1..n]:HISTory?
:FETCh:DATA:TELecom:DSN:ERRor:DS[1..n]:SEConds?
:FETCh:DATA:TELecom:DSN:ERRor:DS[1..n]:CURRent?
:FETCh:DATA:TELecom:DSN:ERRor:DS[1..n]:COUNt?
:FETCh:DATA:TELecom:DSN:ERRor:DS[1..n]:RATE?

Injection

Mode Manual
- Defect
:SOURce:DATA:TELecom:DSN:ERRor:DS[1..n]:MANual:TYPE
:SOURce:DATA:TELecom:DSN:ERRor:DS[1..n]:MANual:TYPE?
- Amount
:SOURce:DATA:TELecom:DSN:ERRor:DS[1..n]:AMOunt
:SOURce:DATA:TELecom:DSN:ERRor:DS[1..n]:AMOunt?
- Inject
:SOURce:DATA:TELecom:DSN:ERRor:DS[1..n]:INJect

Mode Rate/Max Rate
- Mode
:SOURce:DATA:TELecom:DSN:ERRor:DS[1..n]:AUTomated:CONTinuous
:SOURce:DATA:TELecom:DSN:ERRor:DS[1..n]:AUTomated:CONTinuous?
- Defect
:SOURce:DATA:TELecom:DSN:ERRor:DS[1..n]:AUTomated:TYPE
:SOURce:DATA:TELecom:DSN:ERRor:DS[1..n]:AUTomated:TYPE?

- Rate
:SOURce:DATA:TELecom:DSN:ERRor:DS[1..n]:AUTomated:RATE
:SOURce:DATA:TELecom:DSN:ERRor:DS[1..n]:AUTomated:RATE?
- Inject
:SOURce:DATA:TELecom:DSN:ERRor:DS[1..n]:AUTomated
:SOURce:DATA:TELecom:DSN:ERRor:DS[1..n]:AUTomated?

Mode Continuous
- Defect
:SOURce:DATA:TELecom:DSN:ALARm:DS[1..n]:TYPE
:SOURce:DATA:TELecom:DSN:ALARm:DS[1..n]:TYPE?
- Inject
:SOURce:DATA:TELecom:DSN:ALARm:DS[1..n]
:SOURce:DATA:TELecom:DSN:ALARm:DS[1..n]?

E1 | E2 | E3 | E4

Alarms

:FETCh:DATA:TELecom:PDH:ALARm:E[1..n]:HISTory?
:FETCh:DATA:TELecom:PDH:ALARm:E[1..n]:SEConds?
:FETCh:DATA:TELecom:PDH:ALARm:E[1..n]:CURRent?

Errors

:FETCh:DATA:TELecom:PDH:ERRor:E[1..n]:HISTory?
:FETCh:DATA:TELecom:PDH:ERRor:E[1..n]:SEConds?
:FETCh:DATA:TELecom:PDH:ERRor:E[1..n]:CURRent?
:FETCh:DATA:TELecom:PDH:ERRor:E[1..n]:COUNt?
:FETCh:DATA:TELecom:PDH:ERRor:E[1..n]:RATE?

Injection

Mode Manual
- Defect
:SOURce:DATA:TELecom:PDH:ERRor:E[1..n]:MANual:TYPE
:SOURce:DATA:TELecom:PDH:ERRor:E[1..n]:MANual:TYPE?
- Amount
:SOURce:DATA:TELecom:PDH:ERRor:E[1..n]:AMOunt

:SOURce:DATA:TELecom:PDH:ERRor:E[1..n]:AMOunt?
- Inject
:SOURce:DATA:TELecom:PDH:ERRor:E[1..n]:INJect

Mode Rate/Max Rate
- Mode
:SOURce:DATA:TELecom:PDH:ERRor:E[1..n]:AUTomated:CONTinuous
:SOURce:DATA:TELecom:PDH:ERRor:E[1..n]:AUTomated:CONTinuous?
- Defect
:SOURce:DATA:TELecom:PDH:ERRor:E[1..n]:AUTomated:TYPE
:SOURce:DATA:TELecom:PDH:ERRor:E[1..n]:AUTomated:TYPE?
- Rate
:SOURce:DATA:TELecom:PDH:ERRor:E[1..n]:AUTomated:RATE
:SOURce:DATA:TELecom:PDH:ERRor:E[1..n]:AUTomated:RATE?
- Inject
:SOURce:DATA:TELecom:PDH:ERRor:E[1..n]:AUTomated
:SOURce:DATA:TELecom:PDH:ERRor:E[1..n]:AUTomated?

Mode Continuous
- Defect
:SOURce:DATA:TELecom:PDH:ALARm:E[1..n]:TYPE
:SOURce:DATA:TELecom:PDH:ALARm:E[1..n]:TYPE?
- Inject
:SOURce:DATA:TELecom:PDH:ALARm:E[1..n]
:SOURce:DATA:TELecom:PDH:ALARm:E[1..n]?

Ethernet

Alarms

Note: *Refer also to* Ethernet - PCS *on page 191 and* Ethernet - PCS Lanes *on page 192*.

For rates up to 25G or FlexE client:
:FETCh:DATA:TELecom:ETHernet:ALARm:LRATe:GLOBal:HISTory?
:FETCh:DATA:TELecom:ETHernet:ALARm:LRATe:GLOBal:CURRent?
:FETCh:DATA:TELecom:ETHernet:ALARm:LRATe:GLOBal:SEConds?

For parallel interfaces or serial interfaces 25G and up:
:FETCh:DATA:TELecom:ETHernet:ALARm:PHYSical:GLOBal:HISTory?
:FETCh:DATA:TELecom:ETHernet:ALARm:PHYSical:GLOBal:CURRent?
:FETCh:DATA:TELecom:ETHernet:ALARm:PHYSical:GLOBal:SEConds?

- Ethernet over OTN:
:FETCh:DATA:TELecom:EOTN:ETHernet:ALARm:HISTory?
:FETCh:DATA:TELecom:EOTN:ETHernet:ALARm:CURRent?
:FETCh:DATA:TELecom:EOTN:ETHernet:ALARm:SEConds?
- Client Frequency:
:FETCh:DATA:TELecom:ETHernet:COFFset:ALARm:HISTory?
:FETCh:DATA:TELecom:ETHernet:COFFset:ALARm:CURRent?
:FETCh:DATA:TELecom:ETHernet:COFFset:ALARm:SEConds?

- Ethernet **No Traffic** for FlexE Client:
:FETCh:DATA:TELecom:ETHernet:ALARm:MAC:CURRent?
:FETCh:DATA:TELecom:ETHernet:ALARm:MAC:HISTory?
:FETCh:DATA:TELecom:ETHernet:ALARm:MAC:SEConds?

Errors

For rates up to 25G or FlexE client:
:FETCh:DATA:TELecom:ETHernet:ERRor:LRATe:GLOBal:HISTory?
:FETCh:DATA:TELecom:ETHernet:ERRor:LRATe:GLOBal:CURRent?
:FETCh:DATA:TELecom:ETHernet:ERRor:LRATe:GLOBal:SEConds?
:FETCh:DATA:TELecom:ETHernet:ERRor:LRATe:GLOBal:COUNt?
:FETCh:DATA:TELecom:ETHernet:ERRor:LRATe:GLOBal:RATE?

:FETCh:DATA:TELecom:ETHernet:ERRor:MAC:HISTory?
:FETCh:DATA:TELecom:ETHernet:ERRor:MAC:CURRent?
:FETCh:DATA:TELecom:ETHernet:ERRor:MAC:SEConds?
:FETCh:DATA:TELecom:ETHernet:ERRor:MAC:COUNt?
:FETCh:DATA:TELecom:ETHernet:ERRor:MAC:RATE?

- PCS Layer
:FETCh:DATA:TELecom:ETHernet:ERRor:PHYSical:GLOBal:HISTory?
:FETCh:DATA:TELecom:ETHernet:ERRor:PHYSical:GLOBal:CURRent?

:FETCh:DATA:TELecom:ETHernet:ERRor:PHYSical:SEConds:TOTal?
:FETCh:DATA:TELecom:ETHernet:ERRor:PHYSical:COUNt:TOTal?
:FETCh:DATA:TELecom:ETHernet:ERRor:PHYSical:RATE:TOTal?

- Ethernet over OTN:
:FETCh:DATA:TELecom:EOTN:ETHernet:ERRor:HISTory?
:FETCh:DATA:TELecom:EOTN:ETHernet:ERRor:CURRent?
:FETCh:DATA:TELecom:EOTN:ETHernet:ERRor:SEConds?
:FETCh:DATA:TELecom:EOTN:ETHernet:ERRor:COUNt?
:FETCh:DATA:TELecom:EOTN:ETHernet:ERRor:RATE?

Oversize Monitoring

:SOURce:DATA:TELecom:ETHernet:ERRor:MAC:OVERsize
:SOURce:DATA:TELecom:ETHernet:ERRor:MAC:OVERsize?

Injection

Mode Manual
- Client ID (FlexE - Client)
:SOURce:DATA:TELecom:FETHernet:CLIent:IDentifier
:SOURce:DATA:TELecom:FETHernet:CLIent:IDentifier?
- Defect
:SOURce:DATA:TELecom:ETHernet:ERRor:LRATe:MANual:TYPE
:SOURce:DATA:TELecom:ETHernet:ERRor:LRATe:MANual:TYPE?
:SOURce:DATA:TELecom:ETHernet:ERRor:MAC:MANual:TYPE
:SOURce:DATA:TELecom:ETHernet:ERRor:MAC:MANual:TYPE?
- Amount
:SOURce:DATA:TELecom:ETHernet:ERRor:LRATe:AMOunt
:SOURce:DATA:TELecom:ETHernet:ERRor:LRATe:AMOunt?
:SOURce:DATA:TELecom:ETHernet:ERRor:MAC:AMOunt
:SOURce:DATA:TELecom:ETHernet:ERRor:MAC:AMOunt?
- Inject
:SOURce:DATA:TELecom:ETHernet:ERRor:LRATe:INJect
:SOURce:DATA:TELecom:ETHernet:ERRor:MAC:INJect

Mode Rate/Max Rate
- Mode
:SOURce:DATA:TELecom:ETHernet:ERRor:LRATe:AUTomated:CONTinuous

:SOURce:DATA:TELecom:ETHernet:ERRor:LRATe:AUTomated:CONTinuous?
:SOURce:DATA:TELecom:ETHernet:ERRor:MAC:AUTomated:CONTinuous
:SOURce:DATA:TELecom:ETHernet:ERRor:MAC:AUTomated:CONTinuous?

- Defect

:SOURce:DATA:TELecom:ETHernet:ERRor:LRATe:AUTomated:TYPE
:SOURce:DATA:TELecom:ETHernet:ERRor:LRATe:AUTomated:TYPE?
:SOURce:DATA:TELecom:ETHernet:ERRor:MAC:AUTomated:TYPE
:SOURce:DATA:TELecom:ETHernet:ERRor:MAC:AUTomated:TYPE?

- Rate

:SOURce:DATA:TELecom:ETHernet:ERRor:LRATe:AUTomated:RATE
:SOURce:DATA:TELecom:ETHernet:ERRor:LRATe:AUTomated:RATE?
:SOURce:DATA:TELecom:ETHernet:ERRor:MAC:AUTomated:RATE
:SOURce:DATA:TELecom:ETHernet:ERRor:MAC:AUTomated:RATE?

- Inject

:SOURce:DATA:TELecom:ETHernet:ERRor:LRATe:AUTomated
:SOURce:DATA:TELecom:ETHernet:ERRor:LRATe:AUTomated?
:SOURce:DATA:TELecom:ETHernet:ERRor:MAC:AUTomated
:SOURce:DATA:TELecom:ETHernet:ERRor:MAC:AUTomated?

Mode Continuous

- Defect

:SOURce:DATA:TELecom:ETHernet:ALARm:LRATe:TYPE
:SOURce:DATA:TELecom:ETHernet:ALARm:LRATe:TYPE?
:SOURce:DATA:TELecom:ETHernet:ALARm:PHYSical:TYPE
:SOURce:DATA:TELecom:ETHernet:ALARm:PHYSical:TYPE?

- PCS Layer

:SOURce:DATA:TELecom:ETHernet:PCS:ALARm:PHYSical:TYPE
:SOURce:DATA:TELecom:ETHernet:PCS:ALARm:PHYSical:TYPE?

- Inject

:SOURce:DATA:TELecom:ETHernet:ALARm:LRATe
:SOURce:DATA:TELecom:ETHernet:ALARm:LRATe?
:SOURce:DATA:TELecom:ETHernet:ALARm:PHYSical
:SOURce:DATA:TELecom:ETHernet:ALARm:PHYSical?

- PCS Layer

:SOURce:DATA:TELecom:ETHernet:PCS:ALARm:PHYSical
:SOURce:DATA:TELecom:ETHernet:PCS:ALARm:PHYSical?

Ethernet - PCS

Note: *Refer also to* Ethernet *on page 187 and* Ethernet - PCS Lanes *on page 192.*

Alarms

:FETCh:DATA:TELecom:ETHernet:ALARm:PHYSical:GLOBal:CURRent?
:FETCh:DATA:TELecom:ETHernet:ALARm:PHYSical:GLOBal:HISTory?
:FETCh:DATA:TELecom:ETHernet:ALARm:PHYSical:GLOBal:SEConds?

Errors

:FETCh:DATA:TELecom:ETHernet:ERRor:PHYSical:GLOBal:HISTory?
:FETCh:DATA:TELecom:ETHernet:ERRor:PHYSical:GLOBal:CURRent?
:FETCh:DATA:TELecom:ETHernet:ERRor:PHYSical:SEConds:TOTal?
:FETCh:DATA:TELecom:ETHernet:ERRor:PHYSical:COUNt:TOTal?
:FETCh:DATA:TELecom:ETHernet:ERRor:PHYSical:RATE:TOTal?

Injection

Mode Manual
- Defect
:SOURce:DATA:TELecom:ETHernet:ERRor:PHYSical:MANual:TYPE
:SOURce:DATA:TELecom:ETHernet:ERRor:PHYSical:MANual:TYPE?
- Amount
:SOURce:DATA:TELecom:ETHernet:ERRor:PHYSical:AMOunt
:SOURce:DATA:TELecom:ETHernet:ERRor:PHYSical:AMOunt?
- Inject
:SOURce:DATA:TELecom:ETHernet:ERRor:PHYSical:INJect

Mode Rate/Max Rate
- Mode
:SOURce:DATA:TELecom:ETHernet:ERRor:PHYSical:AUTomated:CONTinuous
:SOURce:DATA:TELecom:ETHernet:ERRor:PHYSical:AUTomated:CONTinuous?
- Defect
:SOURce:DATA:TELecom:ETHernet:ERRor:PHYSical:AUTomated:TYPE
:SOURce:DATA:TELecom:ETHernet:ERRor:PHYSical:AUTomated:TYPE?
- Rate

:SOURce:DATA:TELecom:ETHernet:ERRor:PHYSical:AUTomated:RATE
:SOURce:DATA:TELecom:ETHernet:ERRor:PHYSical:AUTomated:RATE?
- Inject
:SOURce:DATA:TELecom:ETHernet:ERRor:PHYSical:AUTomated
:SOURce:DATA:TELecom:ETHernet:ERRor:PHYSical:AUTomated?

Ethernet - PCS Lanes

Note: *Refer also to* Ethernet *on page 187 and* Ethernet - PCS *on page 191.*

Alarms

:FETCh:DATA:TELecom:ETHernet:ALARm:PHYSical:GLOBal:HISTory?
:FETCh:DATA:TELecom:ETHernet:ALARm:PHYSical:GLOBal:CURRent?
:FETCh:DATA:TELecom:ETHernet:ALARm:PHYSical:GLOBal:SEConds?
:FETCh:DATA:TELecom:ETHernet:ALARm:PHYSical:HISTory?
:FETCh:DATA:TELecom:ETHernet:ALARm:PHYSical:CURRent?
:FETCh:DATA:TELecom:ETHernet:ALARm:PHYSical:SEConds?

Errors

:FETCh:DATA:TELecom:ETHernet:ERRor:PHYSical:GLOBal:HISTory?
:FETCh:DATA:TELecom:ETHernet:ERRor:PHYSical:GLOBal:CURRent?
:FETCh:DATA:TELecom:ETHernet:ERRor:PHYSical:HISTory?
:FETCh:DATA:TELecom:ETHernet:ERRor:PHYSical:CURRent?
:FETCh:DATA:TELecom:ETHernet:ERRor:PHYSical:SEConds?
:FETCh:DATA:TELecom:ETHernet:ERRor:PHYSical:COUNt?
:FETCh:DATA:TELecom:ETHernet:ERRor:PHYSical:RATE?

- Total
:FETCh:DATA:TELecom:ETHernet:ERRor:PHYSical:COUNt:TOTal?
:FETCh:DATA:TELecom:ETHernet:ERRor:PHYSical:RATE:TOTal?

Skew Alarm Threshold

:SOURce:DATA:TELecom:ETHernet:ALARm:THReshold
:SOURce:DATA:TELecom:ETHernet:ALARm:THReshold?
- Default button
:SOURce:DATA:TELecom:ETHernet:ALARm:THReshold:DEFault

Injection

Lane
:SOURce:DATA:TELecom:ETHernet:ERRor:PHYSical:LANE
:SOURce:DATA:TELecom:ETHernet:ERRor:PHYSical:LANE?
:SOURce:DATA:TELecom:ETHernet:ERRor:PHYSical:ALANes
:SOURce:DATA:TELecom:ETHernet:ERRor:PHYSical:ALANes?

Mode Manual
- Defect
:SOURce:DATA:TELecom:ETHernet:ERRor:PHYSical:MANual:TYPE
:SOURce:DATA:TELecom:ETHernet:ERRor:PHYSical:MANual:TYPE?
- Amount
:SOURce:DATA:TELecom:ETHernet:ERRor:PHYSical:AMOunt
:SOURce:DATA:TELecom:ETHernet:ERRor:PHYSical:AMOunt?
- Inject
:SOURce:DATA:TELecom:ETHernet:ERRor:PHYSical:INJect

Mode Rate/Max Rate
- Mode
:SOURce:DATA:TELecom:ETHernet:ERRor:PHYSical:AUTomated:CONTinuous
:SOURce:DATA:TELecom:ETHernet:ERRor:PHYSical:AUTomated:CONTinuous?
- Defect
:SOURce:DATA:TELecom:ETHernet:ERRor:PHYSical:AUTomated:TYPE
:SOURce:DATA:TELecom:ETHernet:ERRor:PHYSical:AUTomated:TYPE?
- Rate
:SOURce:DATA:TELecom:ETHernet:ERRor:PHYSical:AUTomated:RATE
:SOURce:DATA:TELecom:ETHernet:ERRor:PHYSical:AUTomated:RATE?
- Inject
:SOURce:DATA:TELecom:ETHernet:ERRor:PHYSical:AUTomated
:SOURce:DATA:TELecom:ETHernet:ERRor:PHYSical:AUTomated?

FEC (FlexO)

Port

:SOURce:DATA:TELecom:PORT

Errors

Global:
:FETCh:DATA:TELecom:FOTN:FEC:ERRor:HISTory?
:FETCh:DATA:TELecom:FOTN:FEC:ERRor:SEConds?
:FETCh:DATA:TELecom:FOTN:FEC:ERRor:CURR?
:FETCh:DATA:TELecom:FOTN:FEC:ERRor:COUNt?
:FETCh:DATA:TELecom:FOTN:FEC:ERRor:RATe?

Per Lane:
:FETCh:DATA:TELecom:FOTN:FEC:ERRor:LANE:HISTory?
:FETCh:DATA:TELecom:FOTN:FEC:ERRor:LANE:SEConds?
:FETCh:DATA:TELecom:FOTN:FEC:ERRor:LANE:CURRent?
:FETCh:DATA:TELecom:FOTN:FEC:ERRor:LANE:COUNt?
:FETCh:DATA:TELecom:FOTN:FEC:ERRor:LANE:RATE?

Injection

Lane
:SOURce:DATA:TELecom:FOTN:FEC:LANE
:SOURce:DATA:TELecom:FOTN:FEC:LANE?
:SOURce:DATA:TELecom:FOTN:FEC:ALANes
:SOURce:DATA:TELecom:FOTN:FEC:ALANes?

Mode Manual
- Defect
:SOURce:DATA:TELecom:FOTN:FEC:ERRor:MANual:TYPE
:SOURce:DATA:TELecom:FOTN:FEC:ERRor:MANual:TYPE?
- Amount
:SOURce:DATA:TELecom:FOTN:FEC:ERRor:AMOunt
:SOURce:DATA:TELecom:FOTN:FEC:ERRor:AMOunt?
- Inject
:SOURce:DATA:TELecom:FOTN:FEC:ERRor:INJect

Mode Rate/Max Rate
- Mode
:SOURce:DATA:TELecom:FOTN:FEC:ERRor:AUTomated:CONTinuous
:SOURce:DATA:TELecom:FOTN:FEC:ERRor:AUTomated:CONTinuous?
- Defect
:SOURce:DATA:TELecom:FOTN:FEC:ERRor:AUTomated:TYPE
:SOURce:DATA:TELecom:FOTN:FEC:ERRor:AUTomated:TYPE?
- Rate
:SOURce:DATA:TELecom:FOTN:FEC:ERRor:AUTomated:RATE
:SOURce:DATA:TELecom:FOTN:FEC:ERRor:AUTomated:RATE?
- Inject
:SOURce:DATA:TELecom:FOTN:FEC:ERRor:AUTomated
:SOURce:DATA:TELecom:FOTN:FEC:ERRor:AUTomated?

FEC (OTN)

Errors

:FETCh:DATA:TELecom:OTN:ERRor:FEC:HISTory?
:FETCh:DATA:TELecom:OTN:ERRor:FEC:SEConds?
:FETCh:DATA:TELecom:OTN:ERRor:FEC:CURRent?
:FETCh:DATA:TELecom:OTN:ERRor:FEC:COUNt?
:FETCh:DATA:TELecom:OTN:ERRor:FEC:RATE?

Injection

Mode Manual
- Defect
:SOURce:DATA:TELecom:OTN:ERRor:FEC:MANual:TYPE
:SOURce:DATA:TELecom:OTN:ERRor:FEC:MANual:TYPE?
- Amount
:SOURce:DATA:TELecom:OTN:ERRor:FEC:AMOunt
:SOURce:DATA:TELecom:OTN:ERRor:FEC:AMOunt?
- Inject
:SOURce:DATA:TELecom:OTN:ERRor:FEC:INJect

Mode Rate/Max Rate
- Mode
:SOURce:DATA:TELecom:OTN:ERRor:FEC:AUTomated:CONTinuous
:SOURce:DATA:TELecom:OTN:ERRor:FEC:AUTomated:CONTinuous?
- Defect
:SOURce:DATA:TELecom:OTN:ERRor:FEC:AUTomated:TYPE
:SOURce:DATA:TELecom:OTN:ERRor:FEC:AUTomated:TYPE?
- Rate
:SOURce:DATA:TELecom:OTN:ERRor:FEC:AUTomated:RATE
:SOURce:DATA:TELecom:OTN:ERRor:FEC:AUTomated:RATE?
- Inject
:SOURce:DATA:TELecom:OTN:ERRor:FEC:AUTomated
:SOURce:DATA:TELecom:OTN:ERRor:FEC:AUTomated?

FEC Lanes

Alarms

:FETCh:DATA:TELecom:ETHernet:ALARm:RSFec:SEConds?
:FETCh:DATA:TELecom:ETHernet:ALARm:RSFec:HISTory?
:FETCh:DATA:TELecom:ETHernet:ALARm:RSFec:CURRent?

Errors

:FETCh:DATA:TELecom:ETHernet:ERRor:RSFec:SEConds?
:FETCh:DATA:TELecom:ETHernet:ERRor:RSFec:COUNt?
:FETCh:DATA:TELecom:ETHernet:ERRor:RSFec:RATE?
:FETCh:DATA:TELecom:ETHernet:ERRor:RSFec:HISTory?
:FETCh:DATA:TELecom:ETHernet:ERRor:RSFec:CURRent?

Fibre Channel (including RS-FEC layer)

Alarms

:FETCh:DATA:TELecom:FIBer:ALARm:PHYSical:HISTory?
:FETCh:DATA:TELecom:FIBer:ALARm:PHYSical:CURRent?
:FETCh:DATA:TELecom:FIBer:ALARm:PHYSical:SEConds?

Errors

FCS, **Oversize**, and **Undersize**
:FETCh:DATA:TELecom:FIBer:ERRor:FC:HISTory?
:FETCh:DATA:TELecom:FIBer:ERRor:FC:CURRent?
:FETCh:DATA:TELecom:FIBer:ERRor:FC:SEConds?
:FETCh:DATA:TELecom:FIBer:ERRor:FC:COUNt?
:FETCh:DATA:TELecom:FIBer:ERRor:FC:RATE?

Symbol, **Block**, **FEC-COR-CW**, **FEC-UNCOR-CW**, and **Pre-FEC-SYMB**
:FETCh:DATA:TELecom:FIBer:ERRor:PHYSical:HISTory?
:FETCh:DATA:TELecom:FIBer:ERRor:PHYSical:CURRent?
:FETCh:DATA:TELecom:FIBer:ERRor:PHYSical:SEConds?
:FETCh:DATA:TELecom:FIBer:ERRor:PHYSical:COUNt?
:FETCh:DATA:TELecom:FIBer:ERRor:PHYSical:RATE?

Injection

Mode Manual
- Defect
:SOURce:DATA:TELecom:FIBer:ERRor:MANual:TYPE
:SOURce:DATA:TELecom:FIBer:ERRor:MANual:TYPE?
For **RS-FEC** Layer
:SOURce:DATA:TELecom:FIBer:ERRor:RSFec:MANual:TYPE
:SOURce:DATA:TELecom:FIBer:ERRor:RSFec:MANual:TYPE?
- Amount
:SOURce:DATA:TELecom:FIBer:ERRor:MANual:AMOunt
:SOURce:DATA:TELecom:FIBer:ERRor:MANual:AMOunt?
For **RS-FEC** Layer
:SOURce:DATA:TELecom:FIBer:ERRor:RSFec:MANual:AMOunt
:SOURce:DATA:TELecom:FIBer:ERRor:RSFec:MANual:AMOunt?
- Inject
:SOURce:DATA:TELecom:FIBer:ERRor:MANual:INJect
:SOURce:DATA:TELecom:FIBer:ERRor:RSFec:MANual:INJect

Mode Rate/Max Rate
- Mode
:SOURce:DATA:TELecom:FIBer:ERRor:AUTomated:CONTinuous
:SOURce:DATA:TELecom:FIBer:ERRor:AUTomated:CONTinuous?

For **RS-FEC** Layer
:SOURce:DATA:TELecom:FIBer:ERRor:RSFec:AUTomated:CONTinuous
:SOURce:DATA:TELecom:FIBer:ERRor:RSFec:AUTomated:CONTinuous?
- Defect
:SOURce:DATA:TELecom:FIBer:ERRor:AUTomated:TYPE
:SOURce:DATA:TELecom:FIBer:ERRor:AUTomated:TYPE?
For **RS-FEC** Layer
:SOURce:DATA:TELecom:FIBer:ERRor:RSFec:AUTomated:TYPE
:SOURce:DATA:TELecom:FIBer:ERRor:RSFec:AUTomated:TYPE?
- Rate
:SOURce:DATA:TELecom:FIBer:ERRor:AUTomated:RATE
:SOURce:DATA:TELecom:FIBer:ERRor:AUTomated:RATE?
For **RS-FEC** Layer
:SOURce:DATA:TELecom:FIBer:ERRor:RSFec:AUTomated:RATE
:SOURce:DATA:TELecom:FIBer:ERRor:RSFec:AUTomated:RATE?
- Inject
:SOURce:DATA:TELecom:FIBer:ERRor:AUTomated
:SOURce:DATA:TELecom:FIBer:ERRor:AUTomated?
For **RS-FEC** Layer
:SOURce:DATA:TELecom:FIBer:ERRor:RSFec:AUTomated
:SOURce:DATA:TELecom:FIBer:ERRor:RSFec:AUTomated?

FlexE Group

Alarms

:FETCh:DATA:TELecom:FETHernet:GROup:ALARm:CURRent?
:FETCh:DATA:TELecom:FETHernet:GROup:ALARm:HISTory?
:FETCh:DATA:TELecom:FETHernet:GROup:ALARm:SEConds?

FlexO Group / OTUC Frame

Port
:SOURce:DATA:TELecom:PORT

OTUC #
:SOURce:DATA:TELecom:OTN:OTUC:NUMBer

Alarms

Group Down
:FETCh:DATA:TELecom:FOTN:GROup:ALARm:SEConds?
:FETCh:DATA:TELecom:FOTN:GROup:ALARm:SEConds?
:FETCh:DATA:TELecom:FOTN:GROup:ALARm:HISTory?

:FETCh:DATA:TELecom:FOTN:INSTance:ALARm:SEConds?
:FETCh:DATA:TELecom:FOTN:INSTance:ALARm:CURRent?
:FETCh:DATA:TELecom:FOTN:INSTance:ALARm:HISTory?

:SOURce:DATA:TELecom:FOTN:INSTance:SKEW:THReshold
:SOURce:DATA:TELecom:FOTN:INSTance:SKEW:THReshold?
:SOURce:DATA:TELecom:FOTN:INSTance:SKEW:THReshold:RESet

Errors

:FETCh:DATA:TELecom:FOTN:INSTance:ERRor:SEConds?
:FETCh:DATA:TELecom:FOTN:INSTance:ERRor:COUNt?
:FETCh:DATA:TELecom:FOTN:INSTance:ERRor:RATe?
:FETCh:DATA:TELecom:FOTN:INSTance:ERRor:CURRent?
:FETCh:DATA:TELecom:FOTN:INSTance:ERRor:HISTory?

Injection

Instance
:SOURce:DATA:TELecom:FOTN:FLXO:INSTance
:SOURce:DATA:TELecom:FOTN:FLXO:INSTance?

Mode Manual
- Defect
:SOURce:DATA:TELecom:FOTN:FLXO:ERRor:MANual:TYPE
:SOURce:DATA:TELecom:FOTN:FLXO:ERRor:MANual:TYPE?
- Amount
:SOURce:DATA:TELecom:FOTN:FLXO:ERRor:MANual:AMOunt
:SOURce:DATA:TELecom:FOTN:FLXO:ERRor:MANual:AMOunt?
- Inject
:SOURce:DATA:TELecom:FOTN:FLXO:ERRor:MANual:INJect

Mode Rate/Max Rate
- Mode
:SOURce:DATA:TELecom:FOTN:FLXO:ERRor:AUTomated:CONTinuous
:SOURce:DATA:TELecom:FOTN:FLXO:ERRor:AUTomated:CONTinuous?
- Defect
:SOURce:DATA:TELecom:FOTN:FLXO:ERRor:AUTomated:TYPE
:SOURce:DATA:TELecom:FOTN:FLXO:ERRor:AUTomated:TYPE?
- Rate
:SOURce:DATA:TELecom:FOTN:FLXO:ERRor:AUTomated:RATE
:SOURce:DATA:TELecom:FOTN:FLXO:ERRor:AUTomated:RATE?
- Inject
:SOURce:DATA:TELecom:FOTN:FLXO:ERRor:AUTomated
:SOURce:DATA:TELecom:FOTN:FLXO:ERRor:AUTomated?

Mode Continuous
- Defect
:SOURce:DATA:TELecom:FOTN:FLXO:ALARm:TYPE
:SOURce:DATA:TELecom:FOTN:FLXO:ALARm:TYPE?
- Inject
:SOURce:DATA:TELecom:FOTN:FLXO:ALARm
:SOURce:DATA:TELecom:FOTN:FLXO:ALARm?

FOICx.y

Port

:SOURce:DATA:TELecom:PORT

Alarms

:FETCh:DATA:TELecom:FOTN:FOIC:ALARm:SEConds?
:FETCh:DATA:TELecom:FOTN:FOIC:ALARm:CURRent?
:FETCh:DATA:TELecom:FOTN:FOIC:ALARm:HISTory?

:FETCh:DATA:TELecom:FOTN:FOIC:ALARm:LANE:SEConds?
:FETCh:DATA:TELecom:FOTN:FOIC:ALARm:LANE:CURRent?
:FETCh:DATA:TELecom:FOTN:FOIC:ALARm:LANE:HISTory?

Errors

:FETCh:DATA:TELecom:FOTN:FOIC:ERRor:LANE:SEConds?
:FETCh:DATA:TELecom:FOTN:FOIC:ERRor:LANE:COUNt?
:FETCh:DATA:TELecom:FOTN:FOIC:ERRor:LANE:RATE?
:FETCh:DATA:TELecom:FOTN:FOIC:ERRor:LANE:CURRent?
:FETCh:DATA:TELecom:FOTN:FOIC:ERRor:LANE:HISTory?

Skew Alarm Thresholds (ns)
:SOURce:DATA:TELecom:FOTN:FOIC:LANE:SKEW:THReshold
:SOURce:DATA:TELecom:FOTN:FOIC:LANE:SKEW:THReshold?

Injection

Lane
:SOURce:DATA:TELecom:FOTN:FOIC:LANE
:SOURce:DATA:TELecom:FOTN:FOIC:LANE?
:SOURce:DATA:TELecom:FOTN:FOIC:ALANes
:SOURce:DATA:TELecom:FOTN:FOIC:ALANes?

Mode Manual
- Defect
:SOURce:DATA:TELecom:FOTN:FOIC:ERRor:MANual:TYPE
:SOURce:DATA:TELecom:FOTN:FOIC:ERRor:MANual:TYPE?
- Amount
:SOURce:DATA:TELecom:FOTN:FOIC:ERRor:AMOunt
:SOURce:DATA:TELecom:FOTN:FOIC:ERRor:AMOunt?
- Inject
:SOURce:DATA:TELecom:FOTN:FOIC:ERRor:INJect

Mode Rate/Max Rate
- Mode
:SOURce:DATA:TELecom:FOTN:FOIC:ERRor:AUTomated:CONTinuous
:SOURce:DATA:TELecom:FOTN:FOIC:ERRor:AUTomated:CONTinuous?
- Defect
:SOURce:DATA:TELecom:FOTN:FOIC:ERRor:AUTomated:TYPE
:SOURce:DATA:TELecom:FOTN:FOIC:ERRor:AUTomated:TYPE?
- Rate
:SOURce:DATA:TELecom:FOTN:FOIC:ERRor:AUTomated:RATE
:SOURce:DATA:TELecom:FOTN:FOIC:ERRor:AUTomated:RATE?

- Inject
:SOURce:DATA:TELecom:FOTN:FOIC:ERRor:AUTomated
:SOURce:DATA:TELecom:FOTN:FOIC:ERRor:AUTomated?

GFP

Alarms

:FETCh:DATA:TELecom:GFP:ALARm:FRAMe:HISTory?
:FETCh:DATA:TELecom:GFP:ALARm:FRAMe:CURRent?
:FETCh:DATA:TELecom:GFP:ALARm:FRAMe:SEConds?

:FETCh:DATA:TELecom:GFP:ALARm:CHANnel:HISTory?
:FETCh:DATA:TELecom:GFP:ALARm:CHANnel:CURRent?
:FETCh:DATA:TELecom:GFP:ALARm:CHANnel:SEConds?

Errors

:FETCh:DATA:TELecom:GFP:ERRor:FRAMe:HISTory?
:FETCh:DATA:TELecom:GFP:ERRor:FRAMe:CURRent?
:FETCh:DATA:TELecom:GFP:ERRor:FRAMe:SEConds?
:FETCh:DATA:TELecom:GFP:ERRor:FRAMe:COUNt?
:FETCh:DATA:TELecom:GFP:ERRor:FRAMe:RATE?

:FETCh:DATA:TELecom:GFP:ERRor:CHANnel:HISTory?
:FETCh:DATA:TELecom:GFP:ERRor:CHANnel:CURRent?
:FETCh:DATA:TELecom:GFP:ERRor:CHANnel:SEConds?
:FETCh:DATA:TELecom:GFP:ERRor:CHANnel:COUNt?
:FETCh:DATA:TELecom:GFP:ERRor:CHANnel:RATE?

Reserved CMF Monitoring

:SOURce:DATA:TELecom:GFP:CONFig:CMF
:SOURce:DATA:TELecom:GFP:CONFig:CMF?

Injection

Mode Manual
- Defect
:SOURce:DATA:TELecom:GFP:ERRor:FRAMe:MANual:TYPE

:SOURce:DATA:TELecom:GFP:ERRor:FRAMe:MANual:TYPE?
:SOURce:DATA:TELecom:GFP:ERRor:CHANnel:MANual:TYPE
:SOURce:DATA:TELecom:GFP:ERRor:CHANnel:MANual:TYPE?

- Amount

:SOURce:DATA:TELecom:GFP:ERRor:FRAMe:AMOunt
:SOURce:DATA:TELecom:GFP:ERRor:FRAMe:AMOunt?
:SOURce:DATA:TELecom:GFP:ERRor:CHANnel:AMOunt
:SOURce:DATA:TELecom:GFP:ERRor:CHANnel:AMOunt?

- Inject

:SOURce:DATA:TELecom:GFP:ERRor:FRAMe:INJect
:SOURce:DATA:TELecom:GFP:ERRor:CHANnel:INJect

Mode Rate/Max Rate

- Mode

:SOURce:DATA:TELecom:GFP:ERRor:FRAMe:AUTomated:CONTinuous
:SOURce:DATA:TELecom:GFP:ERRor:FRAMe:AUTomated:CONTinuous?
:SOURce:DATA:TELecom:GFP:ERRor:CHANnel:AUTomated:CONTinuous
:SOURce:DATA:TELecom:GFP:ERRor:CHANnel:AUTomated:CONTinuous?

- Defect

:SOURce:DATA:TELecom:GFP:ERRor:FRAMe:AUTomated:TYPE
:SOURce:DATA:TELecom:GFP:ERRor:FRAMe:AUTomated:TYPE?
:SOURce:DATA:TELecom:GFP:ERRor:CHANnel:AUTomated:TYPE
:SOURce:DATA:TELecom:GFP:ERRor:CHANnel:AUTomated:TYPE?

- Rate

:SOURce:DATA:TELecom:GFP:ERRor:FRAMe:AUTomated:RATE
:SOURce:DATA:TELecom:GFP:ERRor:FRAMe:AUTomated:RATE?
:SOURce:DATA:TELecom:GFP:ERRor:CHANnel:AUTomated:RATE
:SOURce:DATA:TELecom:GFP:ERRor:CHANnel:AUTomated:RATE?

- Inject

:SOURce:DATA:TELecom:GFP:ERRor:FRAMe:AUTomated
:SOURce:DATA:TELecom:GFP:ERRor:FRAMe:AUTomated?
:SOURce:DATA:TELecom:GFP:ERRor:CHANnel:AUTomated
:SOURce:DATA:TELecom:GFP:ERRor:CHANnel:AUTomated?

Mode Continuous
- Defect
:SOURce:DATA:TELecom:GFP:ALARm:FRAMe:TYPE
:SOURce:DATA:TELecom:GFP:ALARm:FRAMe:TYPE?
:SOURce:DATA:TELecom:GFP:ALARm:CHANnel:TYPE
:SOURce:DATA:TELecom:GFP:ALARm:CHANnel:TYPE?
- Period
:SOURce:DATA:TELecom:GFP:ALARm:CHANnel:PERiod
:SOURce:DATA:TELecom:GFP:ALARm:CHANnel:PERiod?
- User-Defined UPI
:SOURce:DATA:TELecom:GFP:ALARm:CHANnel:UPI
:SOURce:DATA:TELecom:GFP:ALARm:CHANnel:UPI?
- Inject
:SOURce:DATA:TELecom:GFP:ALARm:FRAMe
:SOURce:DATA:TELecom:GFP:ALARm:FRAMe?
:SOURce:DATA:TELecom:GFP:ALARm:CHANnel
:SOURce:DATA:TELecom:GFP:ALARm:CHANnel?

GMP

Alarms

:FETCh:DATA:TELecom:OTN:ODU[1..n]:GMP:RX:ALARm:HISTory?
:FETCh:DATA:TELecom:OTN:ODU[1..n]:GMP:RX:ALARm:CURRent?
:FETCh:DATA:TELecom:OTN:ODU[1..n]:GMP:RX:ALARm:SEConds?

Errors

:FETCh:DATA:TELecom:OTN:ODU[1..n]:GMP:RX:ERRor:HISTory?
:FETCh:DATA:TELecom:OTN:ODU[1..n]:GMP:RX:ERRor:CURRent?
:FETCh:DATA:TELecom:OTN:ODU[1..n]:GMP:RX:ERRor:SEConds?
:FETCh:DATA:TELecom:OTN:ODU[1..n]:GMP:RX:ERRor:COUNt?
:FETCh:DATA:TELecom:OTN:ODU[1..n]:GMP:RX:ERRor:RATE?

Interface

Port

:SOURce:DATA:TELecom:PORT

Alarms

- Optical Parallel Interfaces
Global for **LOS**:
|| *:FETCh:DATA:TELecom:OPTical:ALARm:PORT:GLOBal:HISTory?*
|| *:FETCh:DATA:TELecom:OPTical:ALARm:PORT:GLOBal:CURRent?*

Global for **Frequency** and **LOC Lane**:
|| *:FETCh:DATA:TELecom:CAUI:ALARm:GLOBal:HISTory?*
|| *:FETCh:DATA:TELecom:CAUI:ALARm:GLOBal:CURRent?*

Per Lane for **LOS**:
|| *:FETCh:DATA:TELecom:OPTical:ALARm:RX:HISTory?*
|| *:FETCh:DATA:TELecom:OPTical:ALARm:RX:CURRent?*
|| *:FETCh:DATA:TELecom:OPTical:ALARm:RX:SEConds?*

Per Lane for **Frequency** and **LOC Lane**:
|| *:FETCh:DATA:TELecom:CAUI:ALARm:LANE:HISTory?*
|| *:FETCh:DATA:TELecom:CAUI:ALARm:LANE:CURRent?*
|| *:FETCh:DATA:TELecom:CAUI:ALARm:LANE:SEConds?*

- Optical Serial Interfaces
:FETCh:DATA:TELecom:OPTical:ALARm:RX:HISTory?
:FETCh:DATA:TELecom:OPTical:ALARm:RX:CURRent?
:FETCh:DATA:TELecom:OPTical:ALARm:RX:SEConds?

- Electrical
:FETCh:DATA:TELecom:ELECtrical:ALARm:PORT:HISTory?
:FETCh:DATA:TELecom:ELECtrical:ALARm:PORT:CURRent?
:FETCh:DATA:TELecom:ELECtrical:ALARm:PORT:SEConds?

- **LOC** (for DSn/PDH BERT and SONET/SDH - DSn/PDH BERT test applications)
:INPut:TELecom:BACKplane:ALARm:STATus:HISTory?
:INPut:TELecom:BACKplane:ALARm:STATus:CURRent?
:INPut:TELecom:BACKplane:ALARm:STATus:SEConds?

Errors

- Electrical
:FETCh:DATA:TELecom:ELECtrical:ERRor:PORT:HISTory?
:FETCh:DATA:TELecom:ELECtrical:ERRor:PORT:CURRent?
:FETCh:DATA:TELecom:ELECtrical:ERRor:PORT:SEConds?
:FETCh:DATA:TELecom:ELECtrical:ERRor:PORT:COUNt?
:FETCh:DATA:TELecom:ELECtrical:ERRor:PORT:RATE?

- CPRI
For **CV**:
:FETCh:DATA:TELecom:CPRI:INTerface:ERRor:SEConds?
:FETCh:DATA:TELecom:CPRI:INTerface:ERRor:COUNt?
:FETCh:DATA:TELecom:CPRI:INTerface:ERRor:RATE?
:FETCh:DATA:TELecom:CPRI:INTerface:ERRor:HISTory?
:FETCh:DATA:TELecom:CPRI:INTerface:ERRor:CURRent?
For **K30.7**:
:FETCh:DATA:TELecom:CPRI:ERRor:SEConds?
:FETCh:DATA:TELecom:CPRI:ERRor:COUNt?
:FETCh:DATA:TELecom:CPRI:ERRor:RATE?
:FETCh:DATA:TELecom:CPRI:ERRor:HISTory?
:FETCh:DATA:TELecom:CPRI:ERRor:CURRent?

Injection

Lane
:SOURce:DATA:TELecom:OPTical:ALARm:PORT:LANE
:SOURce:DATA:TELecom:OPTical:ALARm:PORT:LANE?
:SOURce:DATA:TELecom:OPTical:ALARm:PORT:ALANes
:SOURce:DATA:TELecom:OPTical:ALARm:PORT:ALANes?

Mode Manual
- Defect
:SOURce:DATA:TELecom:ELECtrical:ERRor:MANual:TYPE
:SOURce:DATA:TELecom:ELECtrical:ERRor:MANual:TYPE?
:SOURce:DATA:TELecom:CPRI:INTerface:ERRor:MANual:TYPE
:SOURce:DATA:TELecom:CPRI:INTerface:ERRor:MANual:TYPE?
:SOURce:DATA:TELecom:CPRI:OBSai:INTerface:ERRor:MANual:TYPE
:SOURce:DATA:TELecom:CPRI:OBSai:INTerface:ERRor:MANual:TYPE?

- Amount
:SOURce:DATA:TELecom:ELECtrical:ERRor:AMOunt
:SOURce:DATA:TELecom:ELECtrical:ERRor:AMOunt?
:SOURce:DATA:TELecom:CPRI:INTerface:ERRor:MANual:AMOunt
:SOURce:DATA:TELecom:CPRI:INTerface:ERRor:MANual:AMOunt?
:SOURce:DATA:TELecom:CPRI:OBSai:INTerface:ERRor:MANual:AMOunt
:SOURce:DATA:TELecom:CPRI:OBSai:INTerface:ERRor:MANual:AMOunt?
- Inject
:SOURce:DATA:TELecom:ELECtrical:ERRor:INJect
:SOURce:DATA:TELecom:CPRI:INTerface:ERRor:MANual:INJect
:SOURce:DATA:TELecom:CPRI:OBSai:INTerface:ERRor:MANual:INJect

Mode Rate/Max Rate
- Mode
:SOURce:DATA:TELecom:CPRI:INTerface:ERRor:AUTomated:CONTinuous
:SOURce:DATA:TELecom:CPRI:INTerface:ERRor:AUTomated:CONTinuous?
:SOURce:DATA:TELecom:CPRI:OBSai:INTerface:ERRor:AUTomated:CONTinuous
:SOURce:DATA:TELecom:CPRI:OBSai:INTerface:ERRor:AUTomated:CONTinuous?
- Defect
:SOURce:DATA:TELecom:ELECtrical:ERRor:AUTomated:TYPE
:SOURce:DATA:TELecom:ELECtrical:ERRor:AUTomated:TYPE?
:SOURce:DATA:TELecom:CPRI:INTerface:ERRor:AUTomated:TYPE
:SOURce:DATA:TELecom:CPRI:INTerface:ERRor:AUTomated:TYPE?
:SOURce:DATA:TELecom:CPRI:OBSai:INTerface:ERRor:AUTomated:TYPE
:SOURce:DATA:TELecom:CPRI:OBSai:INTerface:ERRor:AUTomated:TYPE?
- Rate
:SOURce:DATA:TELecom:ELECtrical:ERRor:AUTomated:RATE
:SOURce:DATA:TELecom:ELECtrical:ERRor:AUTomated:RATE?
:SOURce:DATA:TELecom:CPRI:INTerface:ERRor:AUTomated:RATE
:SOURce:DATA:TELecom:CPRI:INTerface:ERRor:AUTomated:RATE?
:SOURce:DATA:TELecom:CPRI:OBSai:INTerface:ERRor:AUTomated:RATE
:SOURce:DATA:TELecom:CPRI:OBSai:INTerface:ERRor:AUTomated:RATE?
- Inject
:SOURce:DATA:TELecom:ELECtrical:ERRor:AUTomated
:SOURce:DATA:TELecom:ELECtrical:ERRor:AUTomated?
:SOURce:DATA:TELecom:CPRI:INTerface:ERRor:AUTomated

:SOURce:DATA:TELecom:CPRI:INTerface:ERRor:AUTomated?
:SOURce:DATA:TELecom:CPRI:OBSai:INTerface:ERRor:AUTomated
:SOURce:DATA:TELecom:CPRI:OBSai:INTerface:ERRor:AUTomated?

Mode Continuous
- Lane
:SOURce:DATA:TELecom:OPTical:ALARm:PORT:LANE
:SOURce:DATA:TELecom:OPTical:ALARm:PORT:LANE?
:SOURce:DATA:TELecom:OPTical:ALARm:PORT:ALANes
:SOURce:DATA:TELecom:OPTical:ALARm:PORT:ALANes?
- Defect
:SOURce:DATA:TELecom:OPTical:ALARm:PORT:TYPE?
:SOURce:DATA:TELecom:ELECtrical:ALARm:PORT:TYPE?
- Inject
:SOURce:DATA:TELecom:OPTical:ALARm:PORT
:SOURce:DATA:TELecom:OPTical:ALARm:PORT?
:SOURce:DATA:TELecom:ELECtrical:ALARm:PORT
:SOURce:DATA:TELecom:ELECtrical:ALARm:PORT?

IP/UDP/TCP

Errors

- IP
:FETCh:DATA:TELecom:ETHernet:ERRor:IPPRotocol:HISTory?
:FETCh:DATA:TELecom:ETHernet:ERRor:IPPRotocol:CURRent?
:FETCh:DATA:TELecom:ETHernet:ERRor:IPPRotocol:SEConds?
:FETCh:DATA:TELecom:ETHernet:ERRor:IPPRotocol:COUNt?
:FETCh:DATA:TELecom:ETHernet:ERRor:IPPRotocol:RATE?

- UDP
:FETCh:DATA:TELecom:ETHernet:ERRor:UDPProtocol:HISTory?
:FETCh:DATA:TELecom:ETHernet:ERRor:UDPProtocol:CURRent?
:FETCh:DATA:TELecom:ETHernet:ERRor:UDPProtocol:SEConds?
:FETCh:DATA:TELecom:ETHernet:ERRor:UDPProtocol:COUNt?
:FETCh:DATA:TELecom:ETHernet:ERRor:UDPProtocol:RATE?

- TCP
:FETCh:DATA:TELecom:ETHernet:ERRor:TCPProtocol:HISTory?
:FETCh:DATA:TELecom:ETHernet:ERRor:TCPProtocol:CURRent?
:FETCh:DATA:TELecom:ETHernet:ERRor:TCPProtocol:SEConds?
:FETCh:DATA:TELecom:ETHernet:ERRor:TCPProtocol:COUNt?
:FETCh:DATA:TELecom:ETHernet:ERRor:TCPProtocol:RATE?

MPLS-TP OAM

Alarms

:FETCh:DATA:TELecom:SOAM:ALARm:HISTory?
:FETCh:DATA:TELecom:SOAM:ALARm:CURRent?
:FETCh:DATA:TELecom:SOAM:ALARm:SEConds?

Injection

Mode Continuous
- Address Type
:SOURce:DATA:TELecom:SOAM:ALARm:ADDRess:TYPE
:SOURce:DATA:TELecom:SOAM:ALARm:ADDRess:TYPE?
- Defect
:SOURce:DATA:TELecom:SOAM:ALARm:DEFect
:SOURce:DATA:TELecom:SOAM:ALARm:DEFect?
- Priority
:SOURce:DATA:TELecom:SOAM:ALARm:PRIority
:SOURce:DATA:TELecom:SOAM:ALARm:PRIority?
- Meg Level
:SOURce:DATA:TELecom:SOAM:ALARm:MEG:LEVel
:SOURce:DATA:TELecom:SOAM:ALARm:MEG:LEVel?
- MD Level
:SOURce:DATA:TELecom:SOAM:ALARm:MD:LEVel
:SOURce:DATA:TELecom:SOAM:ALARm:MD:LEVel?
- Period
:SOURce:DATA:TELecom:SOAM:ALARm:PERiod
:SOURce:DATA:TELecom:SOAM:ALARm:PERiod?

- Inject
:SOURce:DATA:TELecom:SOAM:ALARm:GENerate
:SOURce:DATA:TELecom:SOAM:ALARm:GENerate?

OBSAI

Alarms

:FETCh:DATA:TELecom:CPRI:OBSai:ALARm:CURRent?
:FETCh:DATA:TELecom:CPRI:OBSai:ALARm:HISTory?
:FETCh:DATA:TELecom:CPRI:OBSai:ALARm:SEConds?

Errors

:FETCh:DATA:TELecom:CPRI:OBSai:ERRor:CURRent?
:FETCh:DATA:TELecom:CPRI:OBSai:ERRor:HISTory?
:FETCh:DATA:TELecom:CPRI:OBSai:ERRor:SEConds?
:FETCh:DATA:TELecom:CPRI:OBSai:ERRor:COUNt?
:FETCh:DATA:TELecom:CPRI:OBSai:ERRor:RATE?

Injection

Mode Manual
- Defect
:SOURce:DATA:TELecom:CPRI:OBSai:ERRor:MANual:DEFect?
- Amount
:SOURce:DATA:TELecom:CPRI:OBSai:ERRor:MANual:AMOunt
:SOURce:DATA:TELecom:CPRI:OBSai:ERRor:MANual:AMOunt?
- Inject
:SOURce:DATA:TELecom:CPRI:OBSai:ERRor:MANual:INJect

Mode Rate/Max Rate
- Mode
:SOURce:DATA:TELecom:CPRI:OBSai:ERRor:AUTomated:CONTinuous
:SOURce:DATA:TELecom:CPRI:OBSai:ERRor:AUTomated:CONTinuous?
- Defect
:SOURce:DATA:TELecom:CPRI:OBSai:ERRor:AUTomated:DEFect
:SOURce:DATA:TELecom:CPRI:OBSai:ERRor:AUTomated:DEFect?
- Rate

:SOURce:DATA:TELecom:CPRI:OBSai:ERRor:AUTomated:RATE
:SOURce:DATA:TELecom:CPRI:OBSai:ERRor:AUTomated:RATE?
- Inject
:SOURce:DATA:TELecom:CPRI:OBSai:ERRor:AUTomated
:SOURce:DATA:TELecom:CPRI:OBSai:ERRor:AUTomated?

Mode Continuous
- Defect
:SOURce:DATA:TELecom:CPRI:OBSai:ALARm:DEFect
:SOURce:DATA:TELecom:CPRI:OBSai:ALARm:DEFect?
- Inject
:SOURce:DATA:TELecom:CPRI:OBSai:ALARm:GENerate
:SOURce:DATA:TELecom:CPRI:OBSai:ALARm:GENerate?

ODUx/ODUk/ODUCn

Alarms

:FETCh:DATA:TELecom:OTN:ALARm:ODU[1..n]:HISTory?
:FETCh:DATA:TELecom:OTN:ALARm:ODU[1..n]:SEConds?
:FETCh:DATA:TELecom:OTN:ALARm:ODU[1..n]:CURRent?

:FETCh:DATA:TELecom:OTN:ALARm:ODU[1..n]:E[1..n]:HISTory?
:FETCh:DATA:TELecom:OTN:ALARm:ODU[1..n]:E[1..n]:SEConds?
:FETCh:DATA:TELecom:OTN:ALARm:ODU[1..n]:E[1..n]:CURRent?

:FETCh:DATA:TELecom:OTN:ALARm:ODU[1..n]:F:HISTory?
:FETCh:DATA:TELecom:OTN:ALARm:ODU[1..n]:F:SEConds?
:FETCh:DATA:TELecom:OTN:ALARm:ODU[1..n]:F:CURRent?

Errors

:FETCh:DATA:TELecom:OTN:ERRor:ODU[1..n]:HISTory?
:FETCh:DATA:TELecom:OTN:ERRor:ODU[1..n]:SEConds?
:FETCh:DATA:TELecom:OTN:ERRor:ODU[1..n]:CURRent?
:FETCh:DATA:TELecom:OTN:ERRor:ODU[1..n]:COUNt?
:FETCh:DATA:TELecom:OTN:ERRor:ODU[1..n]:RATE?

:FETCh:DATA:TELecom:OTN:ERRor:ODU[1..n]:E[1..n]:HISTory?
:FETCh:DATA:TELecom:OTN:ERRor:ODU[1..n]:E[1..n]:SEConds?
:FETCh:DATA:TELecom:OTN:ERRor:ODU[1..n]:E[1..n]:CURRent?
:FETCh:DATA:TELecom:OTN:ERRor:ODU[1..n]:E[1..n]:COUNt?
:FETCh:DATA:TELecom:OTN:ERRor:ODU[1..n]:E[1..n]:RATE?

:FETCh:DATA:TELecom:OTN:ERRor:ODU[1..n]:F:HISTory?
:FETCh:DATA:TELecom:OTN:ERRor:ODU[1..n]:F:SEConds?
:FETCh:DATA:TELecom:OTN:ERRor:ODU[1..n]:F:CURRent?
:FETCh:DATA:TELecom:OTN:ERRor:ODU[1..n]:F:COUNt?
:FETCh:DATA:TELecom:OTN:ERRor:ODU[1..n]:F:RATE?

Injection

OTUC selection for FlexO
:SOURce:DATA:TELecom:OTN:ERRor:ODU[1..n]:OTUC
:SOURce:DATA:TELecom:OTN:ERRor:ODU[1..n]:OTUC?
:SOURce:DATA:TELecom:OTN:ERRor:ODU[1..n]:OTUC:ALL
:SOURce:DATA:TELecom:OTN:ERRor:ODU[1..n]:OTUC:ALL?
:SOURce:DATA:TELecom:OTN:ALARm:ODU[1..n]:OTUC
:SOURce:DATA:TELecom:OTN:ALARm:ODU[1..n]:OTUC?
:SOURce:DATA:TELecom:OTN:ALARm:ODU[1..n]:OTUC:ALL
:SOURce:DATA:TELecom:OTN:ALARm:ODU[1..n]:OTUC:ALL?

Mode Manual
- Channel
:SOURce:DATA:TELecom:OTN:ERRor:ODU[1..n]:ACHAnnel
:SOURce:DATA:TELecom:OTN:ERRor:ODU[1..n]:ACHAnnel?
:SOURce:DATA:TELecom:OTN:ERRor:ODU[1..n]:CHANnel
:SOURce:DATA:TELecom:OTN:ERRor:ODU[1..n]:CHANnel?
- Defect
:SOURce:DATA:TELecom:OTN:ERRor:ODU[1..n]:MANual:TYPE
:SOURce:DATA:TELecom:OTN:ERRor:ODU[1..n]:MANual:TYPE?
:SOURce:DATA:TELecom:OTN:ERRor:ODU[1..n]:E[1..n]:MANual:TYPE
:SOURce:DATA:TELecom:OTN:ERRor:ODU[1..n]:E[1..n]:MANual:TYPE?
:SOURce:DATA:TELecom:OTN:ERRor:ODU[1..n]:F:MANual:TYPE
:SOURce:DATA:TELecom:OTN:ERRor:ODU[1..n]:F:MANual:TYPE?

- Amount
:SOURce:DATA:TELecom:OTN:ERRor:ODU[1..n]:AMOunt
:SOURce:DATA:TELecom:OTN:ERRor:ODU[1..n]:AMOunt?
:SOURce:DATA:TELecom:OTN:ERRor:ODU[1..n]:E[1..n]:AMOunt
:SOURce:DATA:TELecom:OTN:ERRor:ODU[1..n]:E[1..n]:AMOunt?
:SOURce:DATA:TELecom:OTN:ERRor:ODU[1..n]:F:AMOunt
:SOURce:DATA:TELecom:OTN:ERRor:ODU[1..n]:F:AMOunt?
- Inject
:SOURce:DATA:TELecom:OTN:ERRor:ODU[1..n]:INJect
:SOURce:DATA:TELecom:OTN:ERRor:ODU[1..n]:E[1..n]:INJect
:SOURce:DATA:TELecom:OTN:ERRor:ODU[1..n]:F:INJect

Mode Rate/Max Rate
- Mode
:SOURce:DATA:TELecom:OTN:ERRor:ODU[1..n]:AUTomated:CONTinuous
:SOURce:DATA:TELecom:OTN:ERRor:ODU[1..n]:AUTomated:CONTinuous?
:SOURce:DATA:TELecom:OTN:ERRor:ODU[1..n]:E[1..n]:AUTomated:CONTinuous
:SOURce:DATA:TELecom:OTN:ERRor:ODU[1..n]:E[1..n]:AUTomated:CONTinuous?
:SOURce:DATA:TELecom:OTN:ERRor:ODU[1..n]:F:AUTomated:CONTinuous
:SOURce:DATA:TELecom:OTN:ERRor:ODU[1..n]:F:AUTomated:CONTinuous?
- Defect
:SOURce:DATA:TELecom:OTN:ERRor:ODU[1..n]:AUTomated:TYPE
:SOURce:DATA:TELecom:OTN:ERRor:ODU[1..n]:AUTomated:TYPE?
:SOURce:DATA:TELecom:OTN:ERRor:ODU[1..n]:E[1..n]:AUTomated:TYPE
:SOURce:DATA:TELecom:OTN:ERRor:ODU[1..n]:E[1..n]:AUTomated:TYPE?
:SOURce:DATA:TELecom:OTN:ERRor:ODU[1..n]:F:AUTomated:TYPE
:SOURce:DATA:TELecom:OTN:ERRor:ODU[1..n]:F:AUTomated:TYPE?
- Rate
:SOURce:DATA:TELecom:OTN:ERRor:ODU[1..n]:AUTomated:RATE
:SOURce:DATA:TELecom:OTN:ERRor:ODU[1..n]:AUTomated:RATE?
:SOURce:DATA:TELecom:OTN:ERRor:ODU[1..n]:E[1..n]:AUTomated:RATE
:SOURce:DATA:TELecom:OTN:ERRor:ODU[1..n]:E[1..n]:AUTomated:RATE?
:SOURce:DATA:TELecom:OTN:ERRor:ODU[1..n]:F:AUTomated:RATE
:SOURce:DATA:TELecom:OTN:ERRor:ODU[1..n]:F:AUTomated:RATE?
- Inject
:SOURce:DATA:TELecom:OTN:ERRor:ODU[1..n]:AUTomated

:SOURce:DATA:TELecom:OTN:ERRor:ODU[1..n]:AUTomated?
:SOURce:DATA:TELecom:OTN:ERRor:ODU[1..n]:E[1..n]:AUTomated
:SOURce:DATA:TELecom:OTN:ERRor:ODU[1..n]:E[1..n]:AUTomated?
:SOURce:DATA:TELecom:OTN:ERRor:ODU[1..n]:F:AUTomated
:SOURce:DATA:TELecom:OTN:ERRor:ODU[1..n]:F:AUTomated?

Mode Continuous
- Channel
:SOURce:DATA:TELecom:OTN:ALARm:ODU[1..n]:ACHAnnel
:SOURce:DATA:TELecom:OTN:ALARm:ODU[1..n]:ACHAnnel?
:SOURce:DATA:TELecom:OTN:ALARm:ODU[1..n]:CHANnel
:SOURce:DATA:TELecom:OTN:ALARm:ODU[1..n]:CHANnel?
- Defect
:SOURce:DATA:TELecom:OTN:ALARm:ODU[1..n]:TYPE
:SOURce:DATA:TELecom:OTN:ALARm:ODU[1..n]:TYPE?
:SOURce:DATA:TELecom:OTN:ALARm:ODU[1..n]:E[1..n]:TYPE
:SOURce:DATA:TELecom:OTN:ALARm:ODU[1..n]:E[1..n]:TYPE?
:SOURce:DATA:TELecom:OTN:ALARm:ODU[1..n]:F:TYPE
:SOURce:DATA:TELecom:OTN:ALARm:ODU[1..n]:F:TYPE?
- Inject
:SOURce:DATA:TELecom:OTN:ALARm:ODU[1..n]
:SOURce:DATA:TELecom:OTN:ALARm:ODU[1..n]?

:SOURce:DATA:TELecom:OTN:ALARm:ODU[1..n]:E[1..n]
:SOURce:DATA:TELecom:OTN:ALARm:ODU[1..n]:E[1..n]?

:SOURce:DATA:TELecom:OTN:ALARm:ODU[1..n]:F
:SOURce:DATA:TELecom:OTN:ALARm:ODU[1..n]:F?

ODUx-TCM

Alarms

:FETCh:DATA:TELecom:OTN:ALARm:ODU[1..n]:TCM[1..n]:HISTory?
:FETCh:DATA:TELecom:OTN:ALARm:ODU[1..n]:TCM[1..n]:SEConds?
:FETCh:DATA:TELecom:OTN:ALARm:ODU[1..n]:TCM[1..n]:CURRent?

:FETCh:DATA:TELecom:OTN:ALARm:ODU[1..n]:E[1..n]:TCM[1..n]:HISTory?
:FETCh:DATA:TELecom:OTN:ALARm:ODU[1..n]:E[1..n]:TCM[1..n]:SEConds?
:FETCh:DATA:TELecom:OTN:ALARm:ODU[1..n]:E[1..n]:TCM[1..n]:CURRent?

:FETCh:DATA:TELecom:OTN:ALARm:ODU[1..n]:F:TCM[1..n]:HISTory?
:FETCh:DATA:TELecom:OTN:ALARm:ODU[1..n]:F:TCM[1..n]:SEConds?
:FETCh:DATA:TELecom:OTN:ALARm:ODU[1..n]:F:TCM[1..n]:CURRent?

Errors

:FETCh:DATA:TELecom:OTN:ERRor:ODU[1..n]:TCM[1..n]:HISTory?
:FETCh:DATA:TELecom:OTN:ERRor:ODU[1..n]:TCM[1..n]:SEConds?
:FETCh:DATA:TELecom:OTN:ERRor:ODU[1..n]:TCM[1..n]:CURRent?
:FETCh:DATA:TELecom:OTN:ERRor:ODU[1..n]:TCM[1..n]:COUNt?
:FETCh:DATA:TELecom:OTN:ERRor:ODU[1..n]:TCM[1..n]:RATE?

:FETCh:DATA:TELecom:OTN:ERRor:ODU[1..n]:E[1..n]:TCM[1..n]:HISTory?
:FETCh:DATA:TELecom:OTN:ERRor:ODU[1..n]:E[1..n]:TCM[1..n]:SEConds?
:FETCh:DATA:TELecom:OTN:ERRor:ODU[1..n]:E[1..n]:TCM[1..n]:CURRent?
:FETCh:DATA:TELecom:OTN:ERRor:ODU[1..n]:E[1..n]:TCM[1..n]:COUNt?
:FETCh:DATA:TELecom:OTN:ERRor:ODU[1..n]:E[1..n]:TCM[1..n]:RATE?

:FETCh:DATA:TELecom:OTN:ERRor:ODU[1..n]:F:TCM[1..n]:HISTory?
:FETCh:DATA:TELecom:OTN:ERRor:ODU[1..n]:F:TCM[1..n]:SEConds?
:FETCh:DATA:TELecom:OTN:ERRor:ODU[1..n]:F:TCM[1..n]:CURRent?
:FETCh:DATA:TELecom:OTN:ERRor:ODU[1..n]:F:TCM[1..n]:COUNt?
:FETCh:DATA:TELecom:OTN:ERRor:ODU[1..n]:F:TCM[1..n]:RATE?

Injection

Mode Manual
- Defect
:SOURce:DATA:TELecom:OTN:ERRor:ODU[1..n]:MANual:TCM[1..n]:TYPE
:SOURce:DATA:TELecom:OTN:ERRor:ODU[1..n]:MANual:TCM[1..n]:TYPE?
:SOURce:DATA:TELecom:OTN:ERRor:ODU[1..n]:E[1..n]:MANual:TCM[1..n]:TYPE
:SOURce:DATA:TELecom:OTN:ERRor:ODU[1..n]:E[1..n]:MANual:TCM[1..n]:TYPE?
:SOURce:DATA:TELecom:OTN:ERRor:ODU[1..n]:F:MANual:TCM[1..n]:TYPE
:SOURce:DATA:TELecom:OTN:ERRor:ODU[1..n]:F:MANual:TCM[1..n]:TYPE?
- Amount

:SOURce:DATA:TELecom:OTN:ERRor:ODU[1..n]:TCM[1..n]:AMOunt
:SOURce:DATA:TELecom:OTN:ERRor:ODU[1..n]:TCM[1..n]:AMOunt?
:SOURce:DATA:TELecom:OTN:ERRor:ODU[1..n]:E[1..n]:TCM[1..n]:AMOunt
:SOURce:DATA:TELecom:OTN:ERRor:ODU[1..n]:E[1..n]:TCM[1..n]:AMOunt?
:SOURce:DATA:TELecom:OTN:ERRor:ODU[1..n]:F:TCM[1..n]:AMOunt
:SOURce:DATA:TELecom:OTN:ERRor:ODU[1..n]:F:TCM[1..n]:AMOunt?

- Inject

:SOURce:DATA:TELecom:OTN:ERRor:ODU[1..n]:TCM[1..n]:INJect
:SOURce:DATA:TELecom:OTN:ERRor:ODU[1..n]:E[1..n]:TCM[1..n]:INJect
:SOURce:DATA:TELecom:OTN:ERRor:ODU[1..n]:F:TCM[1..n]:INJect

Mode Rate/Max Rate

- Mode

:SOURce:DATA:TELecom:OTN:ERRor:ODU[1..n]:AUTomated:TCM[1..n]:CONTinuous
:SOURce:DATA:TELecom:OTN:ERRor:ODU[1..n]:AUTomated:TCM[1..n]:CONTinuous?
:SOURce:DATA:TELecom:OTN:ERRor:ODU[1..n]:E[1..n]:AUTomated:TCM[1..n]:CONTinuous
:SOURce:DATA:TELecom:OTN:ERRor:ODU[1..n]:E[1..n]:AUTomated:TCM[1..n]:CONTinuous?
:SOURce:DATA:TELecom:OTN:ERRor:ODU[1..n]:F:AUTomated:TCM[1..n]:CONTinuous
:SOURce:DATA:TELecom:OTN:ERRor:ODU[1..n]:F:AUTomated:TCM[1..n]:CONTinuous?

- Defect

:SOURce:DATA:TELecom:OTN:ERRor:ODU[1..n]:AUTomated:TCM[1..n]:TYPE
:SOURce:DATA:TELecom:OTN:ERRor:ODU[1..n]:AUTomated:TCM[1..n]:TYPE?
:SOURce:DATA:TELecom:OTN:ERRor:ODU[1..n]:E[1..n]:AUTomated:TCM[1..n]:TYPE
:SOURce:DATA:TELecom:OTN:ERRor:ODU[1..n]:E[1..n]:AUTomated:TCM[1..n]:TYPE?
:SOURce:DATA:TELecom:OTN:ERRor:ODU[1..n]:F:AUTomated:TCM[1..n]:TYPE
:SOURce:DATA:TELecom:OTN:ERRor:ODU[1..n]:F:AUTomated:TCM[1..n]:TYPE?

- Rate

:SOURce:DATA:TELecom:OTN:ERRor:ODU[1..n]:E[1..n]:AUTomated:TCM[1..n]:RAT

E
:SOURce:DATA:TELecom:OTN:ERRor:ODU[1..n]:E[1..n]:AUTomated:TCM[1..n]:RAT
E?
:SOURce:DATA:TELecom:OTN:ERRor:ODU[1..n]:AUTomated:TCM[1..n]:RATE
:SOURce:DATA:TELecom:OTN:ERRor:ODU[1..n]:AUTomated:TCM[1..n]:RATE?
:SOURce:DATA:TELecom:OTN:ERRor:ODU[1..n]:F:AUTomated:TCM[1..n]:RATE
:SOURce:DATA:TELecom:OTN:ERRor:ODU[1..n]:F:AUTomated:TCM[1..n]:RATE?

- Inject

:SOURce:DATA:TELecom:OTN:ERRor:ODU[1..n]:TCM[1..n]:AUTomated
:SOURce:DATA:TELecom:OTN:ERRor:ODU[1..n]:TCM[1..n]:AUTomated?
:SOURce:DATA:TELecom:OTN:ERRor:ODU[1..n]:E[1..n]:TCM[1..n]:AUTomated
:SOURce:DATA:TELecom:OTN:ERRor:ODU[1..n]:E[1..n]:TCM[1..n]:AUTomated?
:SOURce:DATA:TELecom:OTN:ERRor:ODU[1..n]:F:TCM[1..n]:AUTomated
:SOURce:DATA:TELecom:OTN:ERRor:ODU[1..n]:F:TCM[1..n]:AUTomated?

Mode Continuous

- Defect

:SOURce:DATA:TELecom:OTN:ALARm:ODU[1..n]:TCM[1..n]:TYPE
:SOURce:DATA:TELecom:OTN:ALARm:ODU[1..n]:TCM[1..n]:TYPE?

:SOURce:DATA:TELecom:OTN:ALARm:ODU[1..n]:E[1..n]:TCM[1..n]:TYPE
:SOURce:DATA:TELecom:OTN:ALARm:ODU[1..n]:E[1..n]:TCM[1..n]:TYPE?

:SOURce:DATA:TELecom:OTN:ALARm:ODU[1..n]:F:TCM[1..n]:TYPE
:SOURce:DATA:TELecom:OTN:ALARm:ODU[1..n]:F:TCM[1..n]:TYPE?

- Inject

:SOURce:DATA:TELecom:OTN:ALARm:ODU[1..n]:TCM[1..n]
:SOURce:DATA:TELecom:OTN:ALARm:ODU[1..n]:TCM[1..n]?

:SOURce:DATA:TELecom:OTN:ALARm:ODU[1..n]:E[1..n]:TCM[1..n]
:SOURce:DATA:TELecom:OTN:ALARm:ODU[1..n]:E[1..n]:TCM[1..n]?

:SOURce:DATA:TELecom:OTN:ALARm:ODU[1..n]:F:TCM[1..n]
:SOURce:DATA:TELecom:OTN:ALARm:ODU[1..n]:F:TCM[1..n]?

OPUx/OPUk/OPUCn

Alarms

:FETCh:DATA:TELecom:OTN:ALARm:OPU[1..n]:HISTory?
:FETCh:DATA:TELecom:OTN:ALARm:OPU[1..n]:SEConds?
:FETCh:DATA:TELecom:OTN:ALARm:OPU[1..n]:CURRent?

:FETCh:DATA:TELecom:OTN:ALARm:OPU[1..n]:E:HISTory?
:FETCh:DATA:TELecom:OTN:ALARm:OPU[1..n]:E:SEConds?
:FETCh:DATA:TELecom:OTN:ALARm:OPU[1..n]:E:CURRent?

:FETCh:DATA:TELecom:OTN:ALARm:OPU[1..n]:F:HISTory?
:FETCh:DATA:TELecom:OTN:ALARm:OPU[1..n]:F:SEConds?
:FETCh:DATA:TELecom:OTN:ALARm:OPU[1..n]:F:CURRent?

MSIM Monitoring

:SENSe:DATA:TELecom:OTN:OPU[1..n]:MSIM
:SENSe:DATA:TELecom:OTN:OPU[1..n]:MSIM?

Errors

:FETCh:DATA:TELecom:OTN:ERRor:OPU[1..n]:HISTory?
:FETCh:DATA:TELecom:OTN:ERRor:OPU[1..n]:SEConds?
:FETCh:DATA:TELecom:OTN:ERRor:OPU[1..n]:CURRent?
:FETCh:DATA:TELecom:OTN:ERRor:OPU[1..n]:COUNt?
:FETCh:DATA:TELecom:OTN:ERRor:OPU[1..n]:RATE?

Injection

OTUC selection for FlexO
:SOURce:DATA:TELecom:OTN:ERRor:OPU[1..n]:OTUC
:SOURce:DATA:TELecom:OTN:ERRor:OPU[1..n]:OTUC?
:SOURce:DATA:TELecom:OTN:ERRor:OPU[1..n]:OTUC:ALL
:SOURce:DATA:TELecom:OTN:ERRor:OPU[1..n]:OTUC:ALL?
:SOURce:DATA:TELecom:OTN:ALARm:OPU[1..n]:OTUC
:SOURce:DATA:TELecom:OTN:ALARm:OPU[1..n]:OTUC?
:SOURce:DATA:TELecom:OTN:ALARm:OPU[1..n]:OTUC:ALL
:SOURce:DATA:TELecom:OTN:ALARm:OPU[1..n]:OTUC:ALL?

Channel
- Errors
:SOURce:DATA:TELecom:OTN:ERRor:OPU[1..n]:ACHAnnel

:SOURce:DATA:TELecom:OTN:ERRor:OPU[1..n]:ACHAnnel?
:SOURce:DATA:TELecom:OTN:ERRor:OPU[1..n]:CHANnel
:SOURce:DATA:TELecom:OTN:ERRor:OPU[1..n]:CHANnel?

- Alarms

:SOURce:DATA:TELecom:OTN:ALARm:OPU[1..n]:ACHAnnel
:SOURce:DATA:TELecom:OTN:ALARm:OPU[1..n]:ACHAnnel?
:SOURce:DATA:TELecom:OTN:ALARm:OPU[1..n]:CHANnel
:SOURce:DATA:TELecom:OTN:ALARm:OPU[1..n]:CHANnel?

Mode Manual

- Defect

:SOURce:DATA:TELecom:OTN:ERRor:OPU[1..n]:MANual:TYPE
:SOURce:DATA:TELecom:OTN:ERRor:OPU[1..n]:MANual:TYPE?

- Amount

:SOURce:DATA:TELecom:OTN:ERRor:OPU[1..n]:AMOunt
:SOURce:DATA:TELecom:OTN:ERRor:OPU[1..n]:AMOunt?

- Inject

:SOURce:DATA:TELecom:OTN:ERRor:OPU[1..n]:INJect

Mode Rate/Max Rate

- Mode

:SOURce:DATA:TELecom:OTN:ERRor:OPU[1..n]:AUTomated:CONTinuous
:SOURce:DATA:TELecom:OTN:ERRor:OPU[1..n]:AUTomated:CONTinuous?

- Defect

:SOURce:DATA:TELecom:OTN:ERRor:OPU[1..n]:AUTomated:TYPE
:SOURce:DATA:TELecom:OTN:ERRor:OPU[1..n]:AUTomated:TYPE?

- Rate

:SOURce:DATA:TELecom:OTN:ERRor:OPU[1..n]:AUTomated:RATE
:SOURce:DATA:TELecom:OTN:ERRor:OPU[1..n]:AUTomated:RATE?

- Inject

:SOURce:DATA:TELecom:OTN:ERRor:OPU[1..n]:AUTomated
:SOURce:DATA:TELecom:OTN:ERRor:OPU[1..n]:AUTomated?

Mode Continuous

- Defect

:SOURce:DATA:TELecom:OTN:ALARm:OPU[1..n]:TYPE
:SOURce:DATA:TELecom:OTN:ALARm:OPU[1..n]:TYPE?

:SOURce:DATA:TELecom:OTN:ALARm:OPU[1..n]:E:TYPE
:SOURce:DATA:TELecom:OTN:ALARm:OPU[1..n]:E:TYPE?
:SOURce:DATA:TELecom:OTN:ALARm:OPU[1..n]:F:TYPE
:SOURce:DATA:TELecom:OTN:ALARm:OPU[1..n]:F:TYPE?
- Inject
:SOURce:DATA:TELecom:OTN:ALARm:OPU[1..n]
:SOURce:DATA:TELecom:OTN:ALARm:OPU[1..n]?
:SOURce:DATA:TELecom:OTN:ALARm:OPU[1..n]:E
:SOURce:DATA:TELecom:OTN:ALARm:OPU[1..n]:E?
:SOURce:DATA:TELecom:OTN:ALARm:OPU[1..n]:F
:SOURce:DATA:TELecom:OTN:ALARm:OPU[1..n]:F?

OTL

Alarms

- Global
:FETCh:DATA:TELecom:OTN:ALARm:PHYSical:GLOBal:HISTory?
:FETCh:DATA:TELecom:OTN:ALARm:PHYSical:GLOBal:CURRent?
:FETCh:DATA:TELecom:OTN:ALARm:PHYSical:GLOBal:SEConds?

- Per Lane
:FETCh:DATA:TELecom:OTN:ALARm:PHYSical:HISTory?
:FETCh:DATA:TELecom:OTN:ALARm:PHYSical:CURRent?
:FETCh:DATA:TELecom:OTN:ALARm:PHYSical:SEConds?

Errors

- Global
:FETCh:DATA:TELecom:OTN:ERRor:PHYSical:GLOBal:CURRent?
:FETCh:DATA:TELecom:OTN:ERRor:PHYSical:GLOBal:HISTory?

- Per Lane
:FETCh:DATA:TELecom:OTN:ERRor:PHYSical:HISTory?
:FETCh:DATA:TELecom:OTN:ERRor:PHYSical:CURRent?
:FETCh:DATA:TELecom:OTN:ERRor:PHYSical:SEConds?
:FETCh:DATA:TELecom:OTN:ERRor:PHYSical:COUNt?

:FETCh:DATA:TELecom:OTN:ERRor:PHYSical:RATE?
:FETCh:DATA:TELecom:OTN:ERRor:PHYSical:COUNt:TOTal?
:FETCh:DATA:TELecom:OTN:ERRor:PHYSical:RATE:TOTal?

Injection

Lane
:SOURce:DATA:TELecom:OTN:OTL:LANE
:SOURce:DATA:TELecom:OTN:OTL:LANE?
:SOURce:DATA:TELecom:OTN:OTL:ALANes
:SOURce:DATA:TELecom:OTN:OTL:ALANes?

Mode Manual
- Defect
:SOURce:DATA:TELecom:OTN:OTL:ERRor:MANual:TYPE
:SOURce:DATA:TELecom:OTN:OTL:ERRor:MANual:TYPE?
- Amount
:SOURce:DATA:TELecom:OTN:OTL:ERRor:AMOunt
:SOURce:DATA:TELecom:OTN:OTL:ERRor:AMOunt?
- Inject
:SOURce:DATA:TELecom:OTN:OTL:ERRor:INJect

Mode Rate/Max Rate
- Mode
:SOURce:DATA:TELecom:OTN:OTL:ERRor:AUTomated:CONTinuous
:SOURce:DATA:TELecom:OTN:OTL:ERRor:AUTomated:CONTinuous?
- Defect
:SOURce:DATA:TELecom:OTN:OTL:ERRor:AUTomated:TYPE
:SOURce:DATA:TELecom:OTN:OTL:ERRor:AUTomated:TYPE?
- Rate
:SOURce:DATA:TELecom:OTN:OTL:ERRor:AUTomated:RATE
:SOURce:DATA:TELecom:OTN:OTL:ERRor:AUTomated:RATE?
- Inject
:SOURce:DATA:TELecom:OTN:OTL:ERRor:AUTomated
:SOURce:DATA:TELecom:OTN:OTL:ERRor:AUTomated?

Mode Continuous
- Defect
:SOURce:DATA:TELecom:OTN:OTL:ALARm:TYPE
:SOURce:DATA:TELecom:OTN:OTL:ALARm:TYPE?
LOL
:SOURce:DATA:TELecom:OTN:OTL:GLOBal:ALARm:TYPE
:SOURce:DATA:TELecom:OTN:OTL:GLOBal:ALARm:TYPE?
- Inject
:SOURce:DATA:TELecom:OTN:OTL:ALARm
:SOURce:DATA:TELecom:OTN:OTL:ALARm?

LOL
:SOURce:DATA:TELecom:OTN:OTL:GLOBal:ALARm
:SOURce:DATA:TELecom:OTN:OTL:GLOBal:ALARm?

OTUx/OTUCn/OTUC Frame

Alarms

:FETCh:DATA:TELecom:OTN:ALARm:OTU[1..n]:HISTory?
:FETCh:DATA:TELecom:OTN:ALARm:OTU[1..n]:SEConds?
:FETCh:DATA:TELecom:OTN:ALARm:OTU[1..n]:CURRent?

:FETCh:DATA:TELecom:OTN:ALARm:OTU[1..n]:E[1..n]:HISTory?
:FETCh:DATA:TELecom:OTN:ALARm:OTU[1..n]:E[1..n]:SEConds?
:FETCh:DATA:TELecom:OTN:ALARm:OTU[1..n]:E[1..n]:CURRent?

:FETCh:DATA:TELecom:OTN:ALARm:OTU[1..n]:F:HISTory?
:FETCh:DATA:TELecom:OTN:ALARm:OTU[1..n]:F:SEConds?
:FETCh:DATA:TELecom:OTN:ALARm:OTU[1..n]:F:CURRent?

Errors

:FETCh:DATA:TELecom:OTN:ERRor:OTU[1..n]:HISTory?
:FETCh:DATA:TELecom:OTN:ERRor:OTU[1..n]:SEConds?
:FETCh:DATA:TELecom:OTN:ERRor:OTU[1..n]:CURRent?
:FETCh:DATA:TELecom:OTN:ERRor:OTU[1..n]:COUNt?
:FETCh:DATA:TELecom:OTN:ERRor:OTU[1..n]:RATE?

:FETCh:DATA:TELecom:OTN:ERRor:OTU[1..n]:E[1..n]:HISTory?
:FETCh:DATA:TELecom:OTN:ERRor:OTU[1..n]:E[1..n]:SEConds?
:FETCh:DATA:TELecom:OTN:ERRor:OTU[1..n]:E[1..n]:CURRent?
:FETCh:DATA:TELecom:OTN:ERRor:OTU[1..n]:E[1..n]:COUNt?
:FETCh:DATA:TELecom:OTN:ERRor:OTU[1..n]:E[1..n]:RATE?

:FETCh:DATA:TELecom:OTN:ERRor:OTU[1..n]:F:HISTory?
:FETCh:DATA:TELecom:OTN:ERRor:OTU[1..n]:F:COUNt?
:FETCh:DATA:TELecom:OTN:ERRor:OTU[1..n]:F:CURRent?
:FETCh:DATA:TELecom:OTN:ERRor:OTU[1..n]:F:COUNt?
:FETCh:DATA:TELecom:OTN:ERRor:OTU[1..n]:F:RATE?

Injection

OTUC selection for FlexO
:SOURce:DATA:TELecom:OTN:ERRor:OTU[1..n]:OTUC
:SOURce:DATA:TELecom:OTN:ERRor:OTU[1..n]:OTUC?
:SOURce:DATA:TELecom:OTN:ERRor:OTU[1..n]:OTUC:ALL
:SOURce:DATA:TELecom:OTN:ERRor:OTU[1..n]:OTUC:ALL?
:SOURce:DATA:TELecom:OTN:ALARm:OTU[1..n]:OTUC
:SOURce:DATA:TELecom:OTN:ALARm:OTU[1..n]:OTUC?
:SOURce:DATA:TELecom:OTN:ALARm:OTU[1..n]:OTUC:ALL
:SOURce:DATA:TELecom:OTN:ALARm:OTU[1..n]:OTUC:ALL

Mode Manual
- Defect
:SOURce:DATA:TELecom:OTN:ERRor:OTU[1..n]:MANual:TYPE
:SOURce:DATA:TELecom:OTN:ERRor:OTU[1..n]:MANual:TYPE?
:SOURce:DATA:TELecom:OTN:ERRor:OTU[1..n]:E[1..n]:MANual:TYPE
:SOURce:DATA:TELecom:OTN:ERRor:OTU[1..n]:E[1..n]:MANual:TYPE?
:SOURce:DATA:TELecom:OTN:ERRor:OTU[1..n]:F:MANual:TYPE
:SOURce:DATA:TELecom:OTN:ERRor:OTU[1..n]:F:MANual:TYPE?
- Amount
:SOURce:DATA:TELecom:OTN:ERRor:OTU[1..n]:AMOunt
:SOURce:DATA:TELecom:OTN:ERRor:OTU[1..n]:AMOunt?
:SOURce:DATA:TELecom:OTN:ERRor:OTU[1..n]:E[1..n]:AMOunt
:SOURce:DATA:TELecom:OTN:ERRor:OTU[1..n]:E[1..n]:AMOunt?

:SOURce:DATA:TELecom:OTN:ERRor:OTU[1..n]:F:AMOunt
:SOURce:DATA:TELecom:OTN:ERRor:OTU[1..n]:F:AMOunt?

- Inject

:SOURce:DATA:TELecom:OTN:ERRor:OTU[1..n]:INJect
:SOURce:DATA:TELecom:OTN:ERRor:OTU[1..n]:E[1..n]:INJect
:SOURce:DATA:TELecom:OTN:ERRor:OTU[1..n]:F:INJect

Mode Rate/Max Rate

- Mode

:SOURce:DATA:TELecom:OTN:ERRor:OTU[1..n]:AUTomated:CONTinuous
:SOURce:DATA:TELecom:OTN:ERRor:OTU[1..n]:AUTomated:CONTinuous?
:SOURce:DATA:TELecom:OTN:ERRor:OTU[1..n]:E[1..n]:AUTomated:CONTinuous
:SOURce:DATA:TELecom:OTN:ERRor:OTU[1..n]:E[1..n]:AUTomated:CONTinuous?
:SOURce:DATA:TELecom:OTN:ERRor:OTU[1..n]:F:AUTomated:CONTinuous
:SOURce:DATA:TELecom:OTN:ERRor:OTU[1..n]:F:AUTomated:CONTinuous?

- Defect

:SOURce:DATA:TELecom:OTN:ERRor:OTU[1..n]:AUTomated:TYPE
:SOURce:DATA:TELecom:OTN:ERRor:OTU[1..n]:AUTomated:TYPE?
:SOURce:DATA:TELecom:OTN:ERRor:OTU[1..n]:E[1..n]:AUTomated:TYPE
:SOURce:DATA:TELecom:OTN:ERRor:OTU[1..n]:E[1..n]:AUTomated:TYPE?
:SOURce:DATA:TELecom:OTN:ERRor:OTU[1..n]:F:AUTomated:TYPE
:SOURce:DATA:TELecom:OTN:ERRor:OTU[1..n]:F:AUTomated:TYPE?

- Rate

:SOURce:DATA:TELecom:OTN:ERRor:OTU[1..n]:AUTomated:RATE
:SOURce:DATA:TELecom:OTN:ERRor:OTU[1..n]:AUTomated:RATE?
:SOURce:DATA:TELecom:OTN:ERRor:OTU[1..n]:E[1..n]:AUTomated:RATE
:SOURce:DATA:TELecom:OTN:ERRor:OTU[1..n]:E[1..n]:AUTomated:RATE?
:SOURce:DATA:TELecom:OTN:ERRor:OTU[1..n]:F:AUTomated:RATE
:SOURce:DATA:TELecom:OTN:ERRor:OTU[1..n]:F:AUTomated:RATE?

- Inject

:SOURce:DATA:TELecom:OTN:ERRor:OTU[1..n]:AUTomated
:SOURce:DATA:TELecom:OTN:ERRor:OTU[1..n]:AUTomated?
:SOURce:DATA:TELecom:OTN:ERRor:OTU[1..n]:E[1..n]:AUTomated
:SOURce:DATA:TELecom:OTN:ERRor:OTU[1..n]:E[1..n]:AUTomated?
:SOURce:DATA:TELecom:OTN:ERRor:OTU[1..n]:F:AUTomated
:SOURce:DATA:TELecom:OTN:ERRor:OTU[1..n]:F:AUTomated?

Mode Continuous
- Defect
:SOURce:DATA:TELecom:OTN:ALARm:OTU[1..n]:TYPE
:SOURce:DATA:TELecom:OTN:ALARm:OTU[1..n]:TYPE?
:SOURce:DATA:TELecom:OTN:ALARm:OTU[1..n]:E[1..n]:TYPE
:SOURce:DATA:TELecom:OTN:ALARm:OTU[1..n]:E[1..n]:TYPE?
:SOURce:DATA:TELecom:OTN:ALARm:OTU[1..n]:F:TYPE
:SOURce:DATA:TELecom:OTN:ALARm:OTU[1..n]:F:TYPE?
- Inject
:SOURce:DATA:TELecom:OTN:ALARm:OTU[1..n]
:SOURce:DATA:TELecom:OTN:ALARm:OTU[1..n]?
:SOURce:DATA:TELecom:OTN:ALARm:OTU[1..n]:E[1..n]
:SOURce:DATA:TELecom:OTN:ALARm:OTU[1..n]:E[1..n]?
:SOURce:DATA:TELecom:OTN:ALARm:OTU[1..n]:F
:SOURce:DATA:TELecom:OTN:ALARm:OTU[1..n]:F?

Path OAM

Alarms

NEW*:FETCh:DATA:TELecom:FETHernet:POAM:BOAM:ALARm:CURRent?*
NEW*:FETCh:DATA:TELecom:FETHernet:POAM:BOAM:ALARm:HISTory?*
NEW*:FETCh:DATA:TELecom:FETHernet:POAM:BOAM:ALARm:SEConds?*
CS Type Mismatch
NEW*:FETCh:DATA:TELecom:FETHernet:POAM:CSIGnal:ALARm:CURRent?*
NEW*:FETCh:DATA:TELecom:FETHernet:POAM:CSIGnal:ALARm:HISTory?*
NEW*:FETCh:DATA:TELecom:FETHernet:POAM:CSIGnal:ALARm:SEConds?*
SAPI/DAPI Mismatch
NEW*:FETCh:DATA:TELecom:FETHernet:POAM:CVER:ALARm:CURRent?*
NEW*:FETCh:DATA:TELecom:FETHernet:POAM:CVER:ALARm:HISTory?*
NEW*:FETCh:DATA:TELecom:FETHernet:POAM:CVER:ALARm:SEConds?*

Errors

BIP-8/REI:
NEW*:FETCh:DATA:TELecom:FETHernet:POAM:BOAM:ERRor:COUNt?*
NEW*:FETCh:DATA:TELecom:FETHernet:POAM:BOAM:ERRor:CURRent?*

NEW:*FETCh:DATA:TELecom:FETHernet:POAM:BOAM:ERRor:HISTory?*
NEW:*FETCh:DATA:TELecom:FETHernet:POAM:BOAM:ERRor:RATE?*
NEW:*FETCh:DATA:TELecom:FETHernet:POAM:BOAM:ERRor:SEConds?*
CRC4:
NEW:*FETCh:DATA:TELecom:FETHernet:POAM:ERRor:COUNt?*
NEW:*FETCh:DATA:TELecom:FETHernet:POAM:ERRor:CURRent?*
NEW:*FETCh:DATA:TELecom:FETHernet:POAM:ERRor:HISTory?*
NEW:*FETCh:DATA:TELecom:FETHernet:POAM:ERRor:RATE?*
NEW:*FETCh:DATA:TELecom:FETHernet:POAM:ERRor:SEConds?*

Injection

Mode Manual
- Defect
NEW:*SOURce:DATA:TELecom:FETHernet:POAM:BOAM:ERRor:MANual:TYPE*
NEW:*SOURce:DATA:TELecom:FETHernet:POAM:BOAM:ERRor:MANual:TYPE?*
NEW:*SOURce:DATA:TELecom:FETHernet:POAM:ERRor:MANual:TYPE*
NEW:*SOURce:DATA:TELecom:FETHernet:POAM:ERRor:MANual:TYPE?*

- Amount
NEW:*SOURce:DATA:TELecom:FETHernet:POAM:BOAM:ERRor:MANual:AMOunt*
NEW:*SOURce:DATA:TELecom:FETHernet:POAM:BOAM:ERRor:MANual:AMOunt?*
NEW:*SOURce:DATA:TELecom:FETHernet:POAM:ERRor:MANual:AMOunt*
NEW:*SOURce:DATA:TELecom:FETHernet:POAM:ERRor:MANual:AMOunt?*
- Inject
NEW:*SOURce:DATA:TELecom:FETHernet:POAM:BOAM:ERRor:MANual:INJect*
NEW:*SOURce:DATA:TELecom:FETHernet:POAM:ERRor:MANual:INJect*

Mode Rate/Max Rate
- Mode
NEW:*SOURce:DATA:TELecom:FETHernet:POAM:BOAM:ERRor:AUTomated:CONTinuous*
NEW:*SOURce:DATA:TELecom:FETHernet:POAM:BOAM:ERRor:AUTomated:CONTinuous?*
NEW:*SOURce:DATA:TELecom:FETHernet:POAM:ERRor:AUTomated:CONTinuous*
NEW:*SOURce:DATA:TELecom:FETHernet:POAM:ERRor:AUTomated:CONTinuous?*
- Defect

NEW:*SOURce:DATA:TELecom:FETHernet:POAM:BOAM:ERRor:AUTomated:TYPE*
NEW:*SOURce:DATA:TELecom:FETHernet:POAM:BOAM:ERRor:AUTomated:TYPE?*
NEW:*SOURce:DATA:TELecom:FETHernet:POAM:ERRor:AUTomated:TYPE*
NEW:*SOURce:DATA:TELecom:FETHernet:POAM:ERRor:AUTomated:TYPE?*
- Rate
NEW:*SOURce:DATA:TELecom:FETHernet:POAM:BOAM:ERRor:AUTomated:RATE*
NEW:*SOURce:DATA:TELecom:FETHernet:POAM:BOAM:ERRor:AUTomated:RATE?*
NEW:*SOURce:DATA:TELecom:FETHernet:POAM:ERRor:AUTomated:RATE*
NEW:*SOURce:DATA:TELecom:FETHernet:POAM:ERRor:AUTomated:RATE?*
- Inject
NEW:*SOURce:DATA:TELecom:FETHernet:POAM:BOAM:ERRor:AUTomated*
NEW:*SOURce:DATA:TELecom:FETHernet:POAM:BOAM:ERRor:AUTomated?*
NEW:*SOURce:DATA:TELecom:FETHernet:POAM:ERRor:AUTomated*
NEW:*SOURce:DATA:TELecom:FETHernet:POAM:ERRor:AUTomated?*

Mode Continuous

- Defect
NEW:*SOURce:DATA:TELecom:FETHernet:POAM:BOAM:ALARm:TYPE*
NEW:*SOURce:DATA:TELecom:FETHernet:POAM:BOAM:ALARm:TYPE?*
- Inject
NEW:*SOURce:DATA:TELecom:FETHernet:POAM:BOAM:ALARm*
NEW *:SOURce:DATA:TELecom:FETHernet:POAM:BOAM:ALARm?*

PHY

Alarms

:FETCh:DATA:TELecom:ETHernet:ALARm:PHYSical:GLOBal:HISTory?
:FETCh:DATA:TELecom:ETHernet:ALARm:PHYSical:GLOBal:CURRent?
:FETCh:DATA:TELecom:ETHernet:ALARm:PHYSical:GLOBal:SEConds?

Injection

Mode Continuous
- Port selection
:SOURce:DATA:TELecom:PORT
:SOURce:DATA:TELecom:PORT?

- **Defect** (Ethernet Layer)
:SOURce:DATA:TELecom:ETHernet:ALARm:PHYSical:TYPE
:SOURce:DATA:TELecom:ETHernet:ALARm:PHYSical:TYPE?
- **Inject**
:SOURce:DATA:TELecom:ETHernet:ALARm:PHYSical
:SOURce:DATA:TELecom:ETHernet:ALARm:PHYSical?

PHYs (FlexE - Group)

Alarms

:FETCh:DATA:TELecom:FETHernet:PHY:ALARm:HISTory?
:FETCh:DATA:TELecom:FETHernet:PHY:ALARm:CURRent?
:FETCh:DATA:TELecom:FETHernet:PHY:ALARm:SEConds?

Errors

:FETCh:DATA:TELecom:FETHernet:PHY:ERRor:HISTory?
:FETCh:DATA:TELecom:FETHernet:PHY:ERRor:CURRent?
:FETCh:DATA:TELecom:FETHernet:PHY:ERRor:SEConds?
:FETCh:DATA:TELecom:FETHernet:PHY:ERRor:COUNt?
:FETCh:DATA:TELecom:FETHernet:PHY:ERRor:RATE?

Injection

- PHY selection
:SOURce:DATA:TELecom:FETHernet:PHY:ALARm:SPHY
:SOURce:DATA:TELecom:FETHernet:PHY:ALARm:SPHY?

Mode Manual
- Defect
:SOURce:DATA:TELecom:FETHernet:PHY:ERRor:MANual:TYPE
:SOURce:DATA:TELecom:FETHernet:PHY:ERRor:MANual:TYPE?
- Amount
:SOURce:DATA:TELecom:FETHernet:PHY:ERRor:MANual:AMOunt
:SOURce:DATA:TELecom:FETHernet:PHY:ERRor:MANual:AMOunt
- Inject
:SOURce:DATA:TELecom:FETHernet:PHY:ERRor:MANual:INJect

Mode Rate/Max Rate
- Mode
:SOURce:DATA:TELecom:FETHernet:PHY:ERRor:AUTomated:CONTinuous
:SOURce:DATA:TELecom:FETHernet:PHY:ERRor:AUTomated:CONTinuous?
- Defect
:SOURce:DATA:TELecom:FETHernet:PHY:ERRor:AUTomated:TYPE
:SOURce:DATA:TELecom:FETHernet:PHY:ERRor:AUTomated:TYPE?
- Rate
:SOURce:DATA:TELecom:FETHernet:PHY:ERRor:AUTomated:RATE
:SOURce:DATA:TELecom:FETHernet:PHY:ERRor:AUTomated:RATE?
- Inject
:SOURce:DATA:TELecom:FETHernet:PHY:ERRor:AUTomated
:SOURce:DATA:TELecom:FETHernet:PHY:ERRor:AUTomated?

Mode Continuous
- **Defect**
:SOURce:DATA:TELecom:FETHernet:PHY:ALARm:TYPE
:SOURce:DATA:TELecom:FETHernet:PHY:ALARm:TYPE?
- **Inject**
:SOURce:DATA:TELecom:FETHernet:PHY:ALARm
:SOURce:DATA:TELecom:FETHernet:PHY:ALARm?

PTP

Alarms

- Loss Announce, **QL Mismatch**, and **Domain Mismatch**
:FETCh:DATA:TELecom:PACKetsync:PTP:ALARm:MESSage:HISTory?
:FETCh:DATA:TELecom:PACKetsync:PTP:ALARm:MESSage:CURRent?
:FETCh:DATA:TELecom:PACKetsync:PTP:ALARm:MESSage:SECond?

- Unusable
:FETCh:DATA:TELecom:PACKetsync:PTP:ALARm:IPDV:HISTory?
:FETCh:DATA:TELecom:PACKetsync:PTP:ALARm:IPDV:CURRent?
:FETCh:DATA:TELecom:PACKetsync:PTP:ALARm:IPDV:SECond?

- Loss Sync
:FETCh:DATA:TELecom:PACKetsync:PTP:ALARm:SYNMessage:HISTory?
:FETCh:DATA:TELecom:PACKetsync:PTP:ALARm:SYNMessage:CURRent?
:FETCh:DATA:TELecom:PACKetsync:PTP:ALARm:SYNMessage:SECond?

QoS Metrics

Errors

- Global
:FETCh:DATA:TELecom:ETHernet:ERRor:STReam:HISTory?
:FETCh:DATA:TELecom:ETHernet:ERRor:STReam:CURRent?

- Per Stream
:FETCh:DATA:TELecom:ETHernet:ERRor:SANalyzer:HISTory?
:FETCh:DATA:TELecom:ETHernet:ERRor:SANalyzer:CURRent?
:FETCh:DATA:TELecom:ETHernet:ERRor:SANalyzer:SEConds?
:FETCh:DATA:TELecom:ETHernet:ERRor:SANalyzer:COUNt?
:FETCh:DATA:TELecom:ETHernet:ERRor:SANalyzer:RATE?

- Dual Port
:FETCh:DATA:TELecom:ETHernet:ERRor:DUALport:SANalyzer:HISTory?
:FETCh:DATA:TELecom:ETHernet:ERRor:DUALport:SANalyzer:CURRent?
:FETCh:DATA:TELecom:ETHernet:ERRor:DUALport:SANalyzer:SEConds?
:FETCh:DATA:TELecom:ETHernet:ERRor:DUALport:SANalyzer:COUNt?
:FETCh:DATA:TELecom:ETHernet:ERRor:DUALport:SANalyzer:RATE?

RS-FEC

Alarms

- 25G
:FETCh:DATA:TELecom:ETHernet:ALARm:PHYSical:GLOBal:HISTory?
:FETCh:DATA:TELecom:ETHernet:ALARm:PHYSical:GLOBal:CURRent?
:FETCh:DATA:TELecom:ETHernet:ALARm:PHYSical:GLOBal:SEConds?

- 100G
:FETCh:DATA:TELecom:ETHernet:ALARm:RSFec:GLOBal:SEConds?
:FETCh:DATA:TELecom:ETHernet:ALARm:RSFec:GLOBal:HISTory?
:FETCh:DATA:TELecom:ETHernet:ALARm:RSFec:GLOBal:CURRent?

Errors

- 25G
:FETCh:DATA:TELecom:ETHernet:ERRor:PHYSical:GLOBal:HISTory?
:FETCh:DATA:TELecom:ETHernet:ERRor:PHYSical:GLOBal:CURRent?
:FETCh:DATA:TELecom:ETHernet:ERRor:PHYSical:SEConds:TOTal?
:FETCh:DATA:TELecom:ETHernet:ERRor:PHYSical:COUNt:TOTal?
:FETCh:DATA:TELecom:ETHernet:ERRor:PHYSical:RATE:TOTal?

- 100G
:FETCh:DATA:TELecom:ETHernet:ERRor:RSFec:GLOBal:SEConds?
:FETCh:DATA:TELecom:ETHernet:ERRor:RSFec:GLOBal:COUNt?
:FETCh:DATA:TELecom:ETHernet:ERRor:RSFec:GLOBal:RATE?
:FETCh:DATA:TELecom:ETHernet:ERRor:RSFec:GLOBal:HISTory?
:FETCh:DATA:TELecom:ETHernet:ERRor:RSFec:GLOBal:CURRent?

- CPRI - 24.3G
NEW *:FETCh:DATA:TELecom:CPRI:FEC:ERRor:SEConds?*
NEW *:FETCh:DATA:TELecom:CPRI:INTerface:ERRor:COUNt?*
NEW *:FETCh:DATA:TELecom:CPRI:INTerface:ERRor:COUNt?*
NEW *:FETCh:DATA:TELecom:CPRI:FEC:ERRor:HISTory?*
NEW *:FETCh:DATA:TELecom:CPRI:FEC:ERRor:CURRent?*

Injection

Mode Manual
- Defect
:SOURce:DATA:TELecom:ETHernet:ERRor:PHYSical:MANual:TYPE
:SOURce:DATA:TELecom:ETHernet:ERRor:PHYSical:MANual:TYPE?
NEW *:SOURce:DATA:TELecom:CPRI:FEC:ERRor:MANual:TYPE*
NEW *:SOURce:DATA:TELecom:CPRI:FEC:ERRor:MANual:TYPE?*
- Amount
:SOURce:DATA:TELecom:ETHernet:ERRor:PHYSical:AMOunt
:SOURce:DATA:TELecom:ETHernet:ERRor:PHYSical:AMOunt?

NEW *:SOURce:DATA:TELecom:CPRI:FEC:ERRor:AMOunt*
NEW *:SOURce:DATA:TELecom:CPRI:FEC:ERRor:AMOunt?*

- Inject

:SOURce:DATA:TELecom:ETHernet:ERRor:PHYSical:INJect
NEW *:SOURce:DATA:TELecom:CPRI:FEC:ERRor:INJect*

Mode Rate/Max Rate

- Mode

:SOURce:DATA:TELecom:ETHernet:ERRor:PHYSical:AUTomated:CONTinuous
:SOURce:DATA:TELecom:ETHernet:ERRor:PHYSical:AUTomated:CONTinuous?
NEW *:SOURce:DATA:TELecom:CPRI:FEC:ERRor:AUTomated:CONTinuous*
NEW *:SOURce:DATA:TELecom:CPRI:FEC:ERRor:AUTomated:CONTinuous?*

- Defect

:SOURce:DATA:TELecom:ETHernet:ERRor:PHYSical:AUTomated:TYPE
:SOURce:DATA:TELecom:ETHernet:ERRor:PHYSical:AUTomated:TYPE?
NEW *:SOURce:DATA:TELecom:CPRI:FEC:ERRor:AUTomated:TYPE*
NEW *:SOURce:DATA:TELecom:CPRI:FEC:ERRor:AUTomated:TYPE?*

- Rate

:SOURce:DATA:TELecom:ETHernet:ERRor:PHYSical:AUTomated:RATE
:SOURce:DATA:TELecom:ETHernet:ERRor:PHYSical:AUTomated:RATE?
NEW *:SOURce:DATA:TELecom:CPRI:FEC:ERRor:AUTomated:RATE*
NEW *:SOURce:DATA:TELecom:CPRI:FEC:ERRor:AUTomated:RATE?*

- Inject

:SOURce:DATA:TELecom:ETHernet:ERRor:PHYSical:AUTomated
:SOURce:DATA:TELecom:ETHernet:ERRor:PHYSical:AUTomated?
NEW *:SOURce:DATA:TELecom:CPRI:FEC:ERRor:AUTomated*
NEW *:SOURce:DATA:TELecom:CPRI:FEC:ERRor:AUTomated?*

S-OAM

Alarms

:FETCh:DATA:TELecom:SOAM:ALARm:HISTory?
:FETCh:DATA:TELecom:SOAM:ALARm:CURRent?
:FETCh:DATA:TELecom:SOAM:ALARm:SEConds?

Injection

- Address Type
:SOURce:DATA:TELecom:SOAM:ALARm:ADDRess:TYPE
:SOURce:DATA:TELecom:SOAM:ALARm:ADDRess:TYPE?
- Defect
:SOURce:DATA:TELecom:SOAM:ALARm:DEFect
:SOURce:DATA:TELecom:SOAM:ALARm:DEFect?
- Priority
:SOURce:DATA:TELecom:SOAM:ALARm:PRIority
:SOURce:DATA:TELecom:SOAM:ALARm:PRIority?
- MEG Level
:SOURce:DATA:TELecom:SOAM:ALARm:MEG:LEVel
:SOURce:DATA:TELecom:SOAM:ALARm:MEG:LEVel?
- MD Level
:SOURce:DATA:TELecom:SOAM:ALARm:MD:LEVel
:SOURce:DATA:TELecom:SOAM:ALARm:MD:LEVel?
- Period
:SOURce:DATA:TELecom:SOAM:ALARm:PERiod
:SOURce:DATA:TELecom:SOAM:ALARm:PERiod?
- Inject
:SOURce:DATA:TELecom:SOAM:ALARm:GENerate
:SOURce:DATA:TELecom:SOAM:ALARm:GENerate?

Section/Line/RS/MS

Alarms

- Section/RS
:FETCh:DATA:TELecom:SDHSonet:ALARm:SECTion:HISTory?
:FETCh:DATA:TELecom:SDHSonet:ALARm:SECTion:SEConds?
:FETCh:DATA:TELecom:SDHSonet:ALARm:SECTion:CURRent?

- Line/MS
:FETCh:DATA:TELecom:SDHSonet:ALARm:LINE:HISTory?
:FETCh:DATA:TELecom:SDHSonet:ALARm:LINE:SEConds?
:FETCh:DATA:TELecom:SDHSonet:ALARm:LINE:CURRent?

Errors

- Section/RS
:FETCh:DATA:TELecom:SDHSonet:ERRor:SECTion:HISTory?
:FETCh:DATA:TELecom:SDHSonet:ERRor:SECTion:SEConds?
:FETCh:DATA:TELecom:SDHSonet:ERRor:SECTion:CURRent?
:FETCh:DATA:TELecom:SDHSonet:ERRor:SECTion:COUNt?
:FETCh:DATA:TELecom:SDHSonet:ERRor:SECTion:RATE?

- Line/MS
:FETCh:DATA:TELecom:SDHSonet:ERRor:LINE:HISTory?
:FETCh:DATA:TELecom:SDHSonet:ERRor:LINE:SEConds?
:FETCh:DATA:TELecom:SDHSonet:ERRor:LINE:CURRent?
:FETCh:DATA:TELecom:SDHSonet:ERRor:LINE:COUNt?
:FETCh:DATA:TELecom:SDHSonet:ERRor:LINE:RATE?

Injection

Mode Manual
- Defect
Section/RS
:SOURce:DATA:TELecom:SDHSonet:ERRor:SECTion:MANual:TYPE
:SOURce:DATA:TELecom:SDHSonet:ERRor:SECTion:MANual:TYPE?
Line/MS
:SOURce:DATA:TELecom:SDHSonet:ERRor:LINE:MANual:TYPE
:SOURce:DATA:TELecom:SDHSonet:ERRor:LINE:MANual:TYPE?
- Amount
Section/RS
:SOURce:DATA:TELecom:SDHSonet:ERRor:SECTion:AMOunt
:SOURce:DATA:TELecom:SDHSonet:ERRor:SECTion:AMOunt?
Line/MS
:SOURce:DATA:TELecom:SDHSonet:ERRor:LINE:AMOunt
:SOURce:DATA:TELecom:SDHSonet:ERRor:LINE:AMOunt?
- Inject
Section/RS
:SOURce:DATA:TELecom:SDHSonet:ERRor:SECTion:INJect
Line/MS
:SOURce:DATA:TELecom:SDHSonet:ERRor:LINE:INJect

Mode Rate/Max Rate
- Mode
Section/RS
:SOURce:DATA:TELecom:SDHSonet:ERRor:SECTion:AUTomated:CONTinuous
:SOURce:DATA:TELecom:SDHSonet:ERRor:SECTion:AUTomated:CONTinuous?
Line/MS
:SOURce:DATA:TELecom:SDHSonet:ERRor:LINE:AUTomated:CONTinuous
:SOURce:DATA:TELecom:SDHSonet:ERRor:LINE:AUTomated:CONTinuous?
- Defect
Section/RS
:SOURce:DATA:TELecom:SDHSonet:ERRor:SECTion:AUTomated:TYPE
:SOURce:DATA:TELecom:SDHSonet:ERRor:SECTion:AUTomated:TYPE?
Line/MS
:SOURce:DATA:TELecom:SDHSonet:ERRor:LINE:AUTomated:TYPE
:SOURce:DATA:TELecom:SDHSonet:ERRor:LINE:AUTomated:TYPE?
- Rate
Section/RS
:SOURce:DATA:TELecom:SDHSonet:ERRor:SECTion:AUTomated:RATE
:SOURce:DATA:TELecom:SDHSonet:ERRor:SECTion:AUTomated:RATE?
Line/MS
:SOURce:DATA:TELecom:SDHSonet:ERRor:LINE:AUTomated:RATE
:SOURce:DATA:TELecom:SDHSonet:ERRor:LINE:AUTomated:RATE?
- Inject
Section/RS
:SOURce:DATA:TELecom:SDHSonet:ERRor:SECTion:AUTomated
:SOURce:DATA:TELecom:SDHSonet:ERRor:SECTion:AUTomated?
Line/MS
:SOURce:DATA:TELecom:SDHSonet:ERRor:LINE:AUTomated
:SOURce:DATA:TELecom:SDHSonet:ERRor:LINE:AUTomated?

Mode Continuous
- Defect
Section/RS
:SOURce:DATA:TELecom:SDHSonet:ALARm:SECTion:TYPE
:SOURce:DATA:TELecom:SDHSonet:ALARm:SECTion:TYPE?
Line/MS

:SOURce:DATA:TELecom:SDHSonet:ALARm:LINE:TYPE
:SOURce:DATA:TELecom:SDHSonet:ALARm:LINE:TYPE?
- Inject
Section/RS
:SOURce:DATA:TELecom:SDHSonet:ALARm:SECTion
:SOURce:DATA:TELecom:SDHSonet:ALARm:SECTion?
Line/MS
:SOURce:DATA:TELecom:SDHSonet:ALARm:LINE
:SOURce:DATA:TELecom:SDHSonet:ALARm:LINE?

STS-x / AU-x

Alarms

:FETCh:DATA:TELecom:SDHSonet:ALARm:HOP:PATH:HISTory?
:FETCh:DATA:TELecom:SDHSonet:ALARm:HOP:PATH:SEConds?
:FETCh:DATA:TELecom:SDHSonet:ALARm:HOP:PATH:CURRent?

Errors

:FETCh:DATA:TELecom:SDHSonet:ERRor:HOP:PATH:HISTory?
:FETCh:DATA:TELecom:SDHSonet:ERRor:HOP:PATH:SEConds?
:FETCh:DATA:TELecom:SDHSonet:ERRor:HOP:PATH:CURRent?
:FETCh:DATA:TELecom:SDHSonet:ERRor:HOP:PATH:COUNt?
:FETCh:DATA:TELecom:SDHSonet:ERRor:HOP:PATH:RATE?

Injection

Mode Manual
- Defect
:SOURce:DATA:TELecom:SDHSonet:ERRor:HOP:PATH:MANual:TYPE
:SOURce:DATA:TELecom:SDHSonet:ERRor:HOP:PATH:MANual:TYPE?
- Amount
:SOURce:DATA:TELecom:SDHSonet:ERRor:HOP:PATH:AMOunt
:SOURce:DATA:TELecom:SDHSonet:ERRor:HOP:PATH:AMOunt?
- Inject
:SOURce:DATA:TELecom:SDHSonet:ERRor:HOP:PATH:INJect

Mode Rate/Max Rate
- Mode
:SOURce:DATA:TELecom:SDHSonet:ERRor:HOP:PATH:AUTomated:CONTinuous
:SOURce:DATA:TELecom:SDHSonet:ERRor:HOP:PATH:AUTomated:CONTinuous?
- Defect
:SOURce:DATA:TELecom:SDHSonet:ERRor:HOP:PATH:AUTomated:TYPE
:SOURce:DATA:TELecom:SDHSonet:ERRor:HOP:PATH:AUTomated:TYPE?
- Rate
:SOURce:DATA:TELecom:SDHSonet:ERRor:HOP:PATH:AUTomated:RATE
:SOURce:DATA:TELecom:SDHSonet:ERRor:HOP:PATH:AUTomated:RATE?
- Inject
:SOURce:DATA:TELecom:SDHSonet:ERRor:HOP:PATH:AUTomated
:SOURce:DATA:TELecom:SDHSonet:ERRor:HOP:PATH:AUTomated?

Mode Continuous
- Defect
:SOURce:DATA:TELecom:SDHSonet:ALARm:HOP:PATH:TYPE
:SOURce:DATA:TELecom:SDHSonet:ALARm:HOP:PATH:TYPE?
- Inject
:SOURce:DATA:TELecom:SDHSonet:ALARm:HOP:PATH
:SOURce:DATA:TELecom:SDHSonet:ALARm:HOP:PATH?

SyncE

Alarms

:FETCh:DATA:TELecom:PACKetsync:SYNCe:ALARm:CURRent?
:FETCh:DATA:TELecom:PACKetsync:SYNCe:ALARm:HISTory?
:FETCh:DATA:TELecom:PACKetsync:SYNCe:ALARm:SEConds?

Verdict

:FETCh:DATA:TELecom:PACKetsync:SYNCe:ESMC:RX:RATE:VERDict?
:FETCh:DATA:TELecom:PACKetsync:SYNCe:RX:LAST:QL:VERDict?

TCM (SONET/SDH)

Alarms

:FETCh:DATA:TELecom:SDHSonet:ALARm:HOP:TCM:HISTory?
:FETCh:DATA:TELecom:SDHSonet:ALARm:HOP:TCM:SEConds?
:FETCh:DATA:TELecom:SDHSonet:ALARm:HOP:TCM:CURRent?

:FETCh:DATA:TELecom:SDHSonet:ALARm:LOP:TCM:HISTory?
:FETCh:DATA:TELecom:SDHSonet:ALARm:LOP:TCM:SEConds?
:FETCh:DATA:TELecom:SDHSonet:ALARm:LOP:TCM:CURRent?

Errors

:FETCh:DATA:TELecom:SDHSonet:ERRor:HOP:TCM:HISTory?
:FETCh:DATA:TELecom:SDHSonet:ERRor:HOP:TCM:SEConds?
:FETCh:DATA:TELecom:SDHSonet:ERRor:HOP:TCM:CURRent?
:FETCh:DATA:TELecom:SDHSonet:ERRor:HOP:TCM:COUNt?
:FETCh:DATA:TELecom:SDHSonet:ERRor:HOP:TCM:RATE?

:FETCh:DATA:TELecom:SDHSonet:ERRor:LOP:TCM:HISTory?
:FETCh:DATA:TELecom:SDHSonet:ERRor:LOP:TCM:SEConds?
:FETCh:DATA:TELecom:SDHSonet:ERRor:LOP:TCM:CURRent?
:FETCh:DATA:TELecom:SDHSonet:ERRor:LOP:TCM:COUNt?
:FETCh:DATA:TELecom:SDHSonet:ERRor:LOP:TCM:RATE?

Injection

Mode Manual
- Defect
:SOURce:DATA:TELecom:SDHSonet:ERRor:HOP:TCM:MANual:TYPE
:SOURce:DATA:TELecom:SDHSonet:ERRor:HOP:TCM:MANual:TYPE?
:SOURce:DATA:TELecom:SDHSonet:ERRor:LOP:TCM:MANual:TYPE
:SOURce:DATA:TELecom:SDHSonet:ERRor:LOP:TCM:MANual:TYPE?
- Amount
:SOURce:DATA:TELecom:SDHSonet:ERRor:HOP:TCM:MANual:AMOunt
:SOURce:DATA:TELecom:SDHSonet:ERRor:HOP:TCM:MANual:AMOunt?
:SOURce:DATA:TELecom:SDHSonet:ERRor:LOP:TCM:MANual:AMOunt
:SOURce:DATA:TELecom:SDHSonet:ERRor:LOP:TCM:MANual:AMOunt?

- Inject
:SOURce:DATA:TELecom:SDHSonet:ERRor:HOP:TCM:INJect
:SOURce:DATA:TELecom:SDHSonet:ERRor:LOP:TCM:INJect

Mode Rate/Max Rate

- Mode

:SOURce:DATA:TELecom:SDHSonet:ERRor:HOP:TCM:AUTomated:CONTinuous
:SOURce:DATA:TELecom:SDHSonet:ERRor:HOP:TCM:AUTomated:CONTinuous?
:SOURce:DATA:TELecom:SDHSonet:ERRor:LOP:TCM:AUTomated:CONTinuous
:SOURce:DATA:TELecom:SDHSonet:ERRor:LOP:TCM:AUTomated:CONTinuous?

- Defect

:SOURce:DATA:TELecom:SDHSonet:ERRor:HOP:TCM:AUTomated:TYPE
:SOURce:DATA:TELecom:SDHSonet:ERRor:HOP:TCM:AUTomated:TYPE?
:SOURce:DATA:TELecom:SDHSonet:ERRor:LOP:TCM:AUTomated:TYPE
:SOURce:DATA:TELecom:SDHSonet:ERRor:LOP:TCM:AUTomated:TYPE?

- Rate

:SOURce:DATA:TELecom:SDHSonet:ERRor:HOP:TCM:AUTomated:RATE
:SOURce:DATA:TELecom:SDHSonet:ERRor:HOP:TCM:AUTomated:RATE?
:SOURce:DATA:TELecom:SDHSonet:ERRor:LOP:TCM:AUTomated:RATE
:SOURce:DATA:TELecom:SDHSonet:ERRor:LOP:TCM:AUTomated:RATE?

- Inject

:SOURce:DATA:TELecom:SDHSonet:ERRor:HOP:TCM:AUTomated
:SOURce:DATA:TELecom:SDHSonet:ERRor:HOP:TCM:AUTomated?
:SOURce:DATA:TELecom:SDHSonet:ERRor:LOP:TCM:AUTomated
:SOURce:DATA:TELecom:SDHSonet:ERRor:LOP:TCM:AUTomated?

Mode Continuous

- Defect

:SOURce:DATA:TELecom:SDHSonet:ALARm:HOP:TCM:TYPE
:SOURce:DATA:TELecom:SDHSonet:ALARm:HOP:TCM:TYPE?
:SOURce:DATA:TELecom:SDHSonet:ALARm:LOP:TCM:TYPE
:SOURce:DATA:TELecom:SDHSonet:ALARm:LOP:TCM:TYPE?

- Inject

:SOURce:DATA:TELecom:SDHSonet:ALARm:HOP:TCM
:SOURce:DATA:TELecom:SDHSonet:ALARm:HOP:TCM?
:SOURce:DATA:TELecom:SDHSonet:ALARm:LOP:TCM
:SOURce:DATA:TELecom:SDHSonet:ALARm:LOP:TCM?

Transcoding

Alarms

:FETCh:DATA:TELecom:EOTN:XCODing:TRANscode:RX:ALARm:HISTory?
:FETCh:DATA:TELecom:EOTN:XCODing:TRANscode:RX:ALARm:CURRent?
:FETCh:DATA:TELecom:EOTN:XCODing:TRANscode:RX:ALARm:SEConds?

Errors

:FETCh:DATA:TELecom:EOTN:XCODing:TRANscode:RX:ERRor:HISTory?
:FETCh:DATA:TELecom:EOTN:XCODing:TRANscode:RX:ERRor:CURRent?
:FETCh:DATA:TELecom:EOTN:XCODing:TRANscode:RX:ERRor:SEConds?
:FETCh:DATA:TELecom:EOTN:XCODing:TRANscode:RX:ERRor:COUNt?
:FETCh:DATA:TELecom:EOTN:XCODing:TRANscode:RX:ERRor:RATE?

- Per Lane
:FETCh:DATA:TELecom:EOTN:ERRor:PHYSical:HISTory?
:FETCh:DATA:TELecom:EOTN:ERRor:PHYSical:CURRent?
:FETCh:DATA:TELecom:EOTN:ERRor:PHYSical:SEConds?
:FETCh:DATA:TELecom:EOTN:ERRor:PHYSical:COUNt?
:FETCh:DATA:TELecom:EOTN:ERRor:PHYSical:RATE?

- Total
:FETCh:DATA:TELecom:EOTN:ERRor:PHYSical:COUNt:TOTal?
:FETCh:DATA:TELecom:EOTN:ERRor:PHYSical:RATE:TOTal?

Injection

Lane
:SOURce:DATA:TELecom:EOTN:TRANscode:ERRor:LANE
:SOURce:DATA:TELecom:EOTN:TRANscode:ERRor:LANE?
:SOURce:DATA:TELecom:EOTN:TRANscode:ERRor:ALANes
:SOURce:DATA:TELecom:EOTN:TRANscode:ERRor:ALANes?

Mode Manual
- Defect
Global
:SOURce:DATA:TELecom:EOTN:TRANscode:ERRor:GLOBal:MANual:TYPE
:SOURce:DATA:TELecom:EOTN:TRANscode:ERRor:GLOBal:MANual:TYPE?

Per Lane
:SOURce:DATA:TELecom:EOTN:TRANscode:ERRor:MANual:TYPE
:SOURce:DATA:TELecom:EOTN:TRANscode:ERRor:MANual:TYPE?
- Amount
:SOURce:DATA:TELecom:EOTN:TRANscode:ERRor:GLOBal:MANual:AMOunt
:SOURce:DATA:TELecom:EOTN:TRANscode:ERRor:GLOBal:MANual:AMOunt?
Per Lane
:SOURce:DATA:TELecom:EOTN:TRANscode:ERRor:MANual:AMOunt
:SOURce:DATA:TELecom:EOTN:TRANscode:ERRor:MANual:AMOunt?
- Inject
:SOURce:DATA:TELecom:EOTN:TRANscode:ERRor:GLOBal:MANual:INJect
Per Lane
:SOURce:DATA:TELecom:EOTN:TRANscode:ERRor:MANual:INJect

Mode Rate/Max Rate
- Mode
:SOURce:DATA:TELecom:EOTN:TRANscode:ERRor:GLOBal:AUTomated:CONTinuous
:SOURce:DATA:TELecom:EOTN:TRANscode:ERRor:GLOBal:AUTomated:CONTinuous?
Per Lane
:SOURce:DATA:TELecom:EOTN:TRANscode:ERRor:AUTomated:CONTinuous
:SOURce:DATA:TELecom:EOTN:TRANscode:ERRor:AUTomated:CONTinuous?
- Defect
:SOURce:DATA:TELecom:EOTN:TRANscode:ERRor:GLOBal:AUTomated:TYPE
:SOURce:DATA:TELecom:EOTN:TRANscode:ERRor:GLOBal:AUTomated:TYPE?
Per Lane
:SOURce:DATA:TELecom:EOTN:TRANscode:ERRor:AUTomated:TYPE
:SOURce:DATA:TELecom:EOTN:TRANscode:ERRor:AUTomated:TYPE?
- Rate
:SOURce:DATA:TELecom:EOTN:TRANscode:ERRor:GLOBal:AUTomated:RATE
:SOURce:DATA:TELecom:EOTN:TRANscode:ERRor:GLOBal:AUTomated:RATE?
Per Lane
:SOURce:DATA:TELecom:EOTN:TRANscode:ERRor:AUTomated:RATE
:SOURce:DATA:TELecom:EOTN:TRANscode:ERRor:AUTomated:RATE?
- Inject

:SOURce:DATA:TELecom:EOTN:TRANscode:ERRor:GLOBal:AUTomated
:SOURce:DATA:TELecom:EOTN:TRANscode:ERRor:GLOBal:AUTomated?
Per Lane
:SOURce:DATA:TELecom:EOTN:TRANscode:ERRor:AUTomated
:SOURce:DATA:TELecom:EOTN:TRANscode:ERRor:AUTomated?

VT/TU

Alarms

:FETCh:DATA:TELecom:SDHSonet:ALARm:LOP:PATH:HISTory?
:FETCh:DATA:TELecom:SDHSonet:ALARm:LOP:PATH:SEConds?
:FETCh:DATA:TELecom:SDHSonet:ALARm:LOP:PATH:CURRent?

:FETCh:DATA:TELecom:SDHSonet:ALARm:LOPTu:PATH:HISTory?
:FETCh:DATA:TELecom:SDHSonet:ALARm:LOPTu:PATH:SEConds?
:FETCh:DATA:TELecom:SDHSonet:ALARm:LOPTu:PATH:CURRent?

Errors

:FETCh:DATA:TELecom:SDHSonet:ERRor:LOP:PATH:HISTory?
:FETCh:DATA:TELecom:SDHSonet:ERRor:LOP:PATH:SEConds?
:FETCh:DATA:TELecom:SDHSonet:ERRor:LOP:PATH:CURRent?
:FETCh:DATA:TELecom:SDHSonet:ERRor:LOP:PATH:COUNt?
:FETCh:DATA:TELecom:SDHSonet:ERRor:LOP:PATH:RATE?

:FETCh:DATA:TELecom:SDHSonet:ERRor:LOPTu:PATH:HISTory?
:FETCh:DATA:TELecom:SDHSonet:ERRor:LOPTu:PATH:SEConds?
:FETCh:DATA:TELecom:SDHSonet:ERRor:LOPTu:PATH:CURRent?
:FETCh:DATA:TELecom:SDHSonet:ERRor:LOPTu:PATH:COUNt?
:FETCh:DATA:TELecom:SDHSonet:ERRor:LOPTu:PATH:RATE?

Injection

Mode Manual
- Defect
:SOURce:DATA:TELecom:SDHSonet:ERRor:LOP:PATH:MANual:TYPE
:SOURce:DATA:TELecom:SDHSonet:ERRor:LOP:PATH:MANual:TYPE?
:SOURce:DATA:TELecom:SDHSonet:ERRor:LOPTu:PATH:MANual:TYPE

:SOURce:DATA:TELecom:SDHSonet:ERRor:LOPTu:PATH:MANual:TYPE?

- Amount

:SOURce:DATA:TELecom:SDHSonet:ERRor:LOP:PATH:AMOunt
:SOURce:DATA:TELecom:SDHSonet:ERRor:LOP:PATH:AMOunt?

:SOURce:DATA:TELecom:SDHSonet:ERRor:LOPTu:PATH:AMOunt
:SOURce:DATA:TELecom:SDHSonet:ERRor:LOPTu:PATH:AMOunt?

- Inject

:SOURce:DATA:TELecom:SDHSonet:ERRor:LOP:PATH:INJect
:SOURce:DATA:TELecom:SDHSonet:ERRor:LOPTu:PATH:INJect

Mode Rate/Max Rate

- Mode

:SOURce:DATA:TELecom:SDHSonet:ERRor:LOP:PATH:AUTomated:CONTinuous
:SOURce:DATA:TELecom:SDHSonet:ERRor:LOP:PATH:AUTomated:CONTinuous?
:SOURce:DATA:TELecom:SDHSonet:ERRor:LOPTu:PATH:AUTomated:CONTinuous
:SOURce:DATA:TELecom:SDHSonet:ERRor:LOPTu:PATH:AUTomated:CONTinuous?

- Defect

:SOURce:DATA:TELecom:SDHSonet:ERRor:LOP:PATH:AUTomated:TYPE
:SOURce:DATA:TELecom:SDHSonet:ERRor:LOP:PATH:AUTomated:TYPE?
:SOURce:DATA:TELecom:SDHSonet:ERRor:LOPTu:PATH:AUTomated:TYPE
:SOURce:DATA:TELecom:SDHSonet:ERRor:LOPTu:PATH:AUTomated:TYPE?

- Rate

:SOURce:DATA:TELecom:SDHSonet:ERRor:LOP:PATH:AUTomated:RATE
:SOURce:DATA:TELecom:SDHSonet:ERRor:LOP:PATH:AUTomated:RATE?
:SOURce:DATA:TELecom:SDHSonet:ERRor:LOPTu:PATH:AUTomated:RATE
:SOURce:DATA:TELecom:SDHSonet:ERRor:LOPTu:PATH:AUTomated:RATE?

- Inject

:SOURce:DATA:TELecom:SDHSonet:ERRor:LOP:PATH:AUTomated
:SOURce:DATA:TELecom:SDHSonet:ERRor:LOP:PATH:AUTomated?
:SOURce:DATA:TELecom:SDHSonet:ERRor:LOPTu:PATH:AUTomated
:SOURce:DATA:TELecom:SDHSonet:ERRor:LOPTu:PATH:AUTomated?

Mode Continuous

- Defect

:SOURce:DATA:TELecom:SDHSonet:ALARm:LOP:PATH:TYPE
:SOURce:DATA:TELecom:SDHSonet:ALARm:LOP:PATH:TYPE?

:SOURce:DATA:TELecom:SDHSonet:ALARm:LOPTu:PATH:TYPE
:SOURce:DATA:TELecom:SDHSonet:ALARm:LOPTu:PATH:TYPE?
- Inject
:SOURce:DATA:TELecom:SDHSonet:ALARm:LOP:PATH
:SOURce:DATA:TELecom:SDHSonet:ALARm:LOP:PATH?
:SOURce:DATA:TELecom:SDHSonet:ALARm:LOPTu:PATH
:SOURce:DATA:TELecom:SDHSonet:ALARm:LOPTu:PATH?

WIS

Alarms

:FETCh:DATA:TELecom:ETHernet:ALARm:WIS:HISTory?
:FETCh:DATA:TELecom:ETHernet:ALARm:WIS:CURRent?
:FETCh:DATA:TELecom:ETHernet:ALARm:WIS:SEConds?

PLM-P/UNEQ-P

:SOURce:DATA:TELecom:ETHernet:WIS:PLMuneq
:SOURce:DATA:TELecom:ETHernet:WIS:PLMuneq?

Errors

:FETCh:DATA:TELecom:ETHernet:ERRor:WIS:HISTory?
:FETCh:DATA:TELecom:ETHernet:ERRor:WIS:CURRent?
:FETCh:DATA:TELecom:ETHernet:ERRor:WIS:SEConds?
:FETCh:DATA:TELecom:ETHernet:ERRor:WIS:COUNt?
:FETCh:DATA:TELecom:ETHernet:ERRor:WIS:RATE?

:FETCh:DATA:TELecom:ETHernet:WIS:ALARm:LINK?

FEC Statistics

Symbol Error per Correctable Codeword
:FETCh:DATA:TELecom:ETHernet:FEC:CODeword:CORRectable:PERCent?
:FETCh:DATA:TELecom:ETHernet:FEC:CODeword:CORRectable?

Other Statistics

Error-free Codeword
:FETCh:DATA:TELecom:ETHernet:FEC:CODeword:EFRee:PERCent?
:FETCh:DATA:TELecom:ETHernet:FEC:CODeword:EFRee?

Uncorrectable Codeword
:FETCh:DATA:TELecom:ETHernet:FEC:CODeword:UNCorrectable:PERCent?

FTFL/PT

FTFL

Fault Indication
:SENSe:DATA:TELecom:OTN:ODU[1..n]:FTFL:INDication?

:SENSe:DATA:TELecom:OTN:ODU[1..n]:E[1..n]:FTFL:INDication?

:SENSe:DATA:TELecom:OTN:ODU[1..n]:F:FTFL:INDication?

Code
:SENSe:DATA:TELecom:OTN:ODU[1..n]:FTFL:CODE?

:SENSe:DATA:TELecom:OTN:ODU[1..n]:E[1..n]:FTFL:CODE?

:SENSe:DATA:TELecom:OTN:ODU[1..n]:F:FTFL:CODE?

Operator Identifier
:SENSe:DATA:TELecom:OTN:ODU[1..n]:FTFL:IDENtifier?

:SENSe:DATA:TELecom:OTN:ODU[1..n]:E[1..n]:FTFL:IDENtifier?

:SENSe:DATA:TELecom:OTN:ODU[1..n]:F:FTFL:IDENtifier?

Operator Specific
:SENSe:DATA:TELecom:OTN:ODU[1..n]:FTFL:SPECific?

:SENSe:DATA:TELecom:OTN:ODU[1..n]:E[1..n]:FTFL:SPECific?

:SENSe:DATA:TELecom:OTN:ODU[1..n]:F:FTFL:SPECific?

PT

Channel selection for Multi-Channel OTN
:SENSe:DATA:TELecom:OTN:OPU[1..n]:CHANnel
:SENSe:DATA:TELecom:OTN:OPU[1..n]:CHANnel?
:SENSe:DATA:TELecom:OTN:OPU[1..n]:ACHAnnel
:SENSe:DATA:TELecom:OTN:OPU[1..n]:ACHAnnel?

Payload Type
:FETCh:DATA:TELecom:OTN:OPU[1..n]:PTYPe:RECeived?

:FETCh:DATA:TELecom:OTN:OPU[1..n]:E:PTYPe:RECeived?

:FETCh:DATA:TELecom:OTN:OPU[1..n]:F:PTYPe:RECeived?

Code
:FETCh:DATA:TELecom:OTN:OPU[1..n]:PCODe:RECeived?

:FETCh:DATA:TELecom:OTN:OPU[1..n]:E:PCODe:RECeived?

:FETCh:DATA:TELecom:OTN:OPU[1..n]:F:PCODe:RECeived?

Copy RX / Global Copy RX
:SENSe:DATA:TELecom:OTN:OPU[1..n]:COPYrx
:SENSe:DATA:TELecom:OTN:OPU[1..n]:E:COPYrx
:SENSe:DATA:TELecom:OTN:OPU[1..n]:F:COPYrx

GFP-F/GFP-T

Transport Layer

Bandwidth Usage
:FETCh:DATA:TELecom:GFP:OVERview:BANDwidth:TX?
:FETCh:DATA:TELecom:GFP:OVERview:BANDwidth:RX?

Mapping Efficiency
:FETCh:DATA:TELecom:GFP:OVERview:EFFiciency:TX?
:FETCh:DATA:TELecom:GFP:OVERview:EFFiciency:RX?

Frame Type

:FETCh:DATA:TELecom:GFP:OVERview:COUNt:TX?
:FETCh:DATA:TELecom:GFP:OVERview:RATE:TX?

:FETCh:DATA:TELecom:GFP:OVERview:COUNt:RX?
:FETCh:DATA:TELecom:GFP:OVERview:RATE:RX?

RX Mismatch

EXI, **UPI**, **CID**
:SENSe:DATA:TELecom:GFP:FRAMe:MISMatch:COUNt?

PFI
:FETCh:DATA:TELecom:GFP:CHANnel:MISMatch:COUNt?

Superblock

:FETCh:DATA:TELecom:GFP:SUPerblock:COUNt:TX?
:FETCh:DATA:TELecom:GFP:SUPerblock:RATE:TX?
:FETCh:DATA:TELecom:GFP:SUPerblock:COUNt:RX?
:FETCh:DATA:TELecom:GFP:SUPerblock:RATE:RX?

Labels

STS/AU Path (C2)
:FETCh:DATA:TELecom:SDHSonet:HOP:PATH:LABel?

VT/TU Path (V5)
:FETCh:DATA:TELecom:SDHSonet:LOP:PATH:LABel?

TU-3 Path (V5)
:FETCh:DATA:TELecom:SDHSonet:LOPTu:PATH:LABel?

Link OAM

Remote MAC Address

:FETCh:DATA:TELecom:LOAM:REMote:MAC?

Remote OAM Information

:FETCh:DATA:TELecom:LOAM:REMote:OAMInfo?

Remote Error Event Statistics

Symbol Period
:FETCh:DATA:TELecom:LOAM:REMote:EVENt:STATistic:SPERiod?

Frame
:FETCh:DATA:TELecom:LOAM:REMote:EVENt:STATistic:FRAMe?

Frame Period
:FETCh:DATA:TELecom:LOAM:REMote:EVENt:STATistic:FPERiod?

Frame Seconds
:FETCh:DATA:TELecom:LOAM:REMote:EVENt:STATistic:FSECond?

Inject Errored Frames

:SOURce:DATA:TELecom:LOAM:ERRor:FRAMe:INJect

Logger and Alarms/Errors Logger

:FETCh:DATA:TELecom:LOGGer:EVENts?
:FETCh:DATA:TELecom:LOGGer:LIST?

Messages

Message Type
:FETCh:DATA:TELecom:CPRI:OBSai:MESSages:TXCount?
:FETCh:DATA:TELecom:CPRI:OBSai:MESSages:RXCount?

RX Frame Clock Burst Details
:FETCh:DATA:TELecom:CPRI:OBSai:MESSages:C[1..n]?
:FETCh:DATA:TELecom:CPRI:OBSai:MESSages:SFN?

MPLS

Label 1/2

:FETCh:DATA:TELecom:ETHernet:STReam:MPLS:FRAMes:TX?
:FETCh:DATA:TELecom:ETHernet:STReam:MPLS:FRAMes:RX?

Total TX/RX MPLS

Ethernet BW
:SENSe:DATA:TELecom:ETHernet:STReam:MPLS:TX:BANDwidth?
:SENSe:DATA:TELecom:ETHernet:STReam:MPLS:RX:BANDwidth?

Frame Rate
:SENSe:DATA:TELecom:ETHernet:STReam:MPLS:TX:RATE?
:SENSe:DATA:TELecom:ETHernet:STReam:MPLS:RX:RATE?

Line Utilization
:SENSe:DATA:TELecom:ETHernet:STReam:MPLS:TX:UTILization?
:SENSe:DATA:TELecom:ETHernet:STReam:MPLS:RX:UTILization?

Frame Count
:SENSe:DATA:TELecom:ETHernet:STReam:MPLS:TX:COUNt?
:SENSe:DATA:TELecom:ETHernet:STReam:MPLS:RX:COUNt?

OTL-SDT

:FETCh:DATA:TELecom:OTL:SDT:STATistics?

Defect
:FETCh:DATA:TELecom:OTL:SDT:DEFect?

Longest
:FETCh:DATA:TELecom:OTL:SDT:LONGest?

Shortest
:FETCh:DATA:TELecom:OTL:SDT:SHORtest?

Last
:FETCh:DATA:TELecom:OTL:SDT:LAST?

Average
:FETCh:DATA:TELecom:OTL:SDT:AVERage?

Total
:FETCh:DATA:TELecom:OTL:SDT:TOTal?

Count
:FETCh:DATA:TELecom:OTL:SDT:COUNt?

Longest Disruption
:FETCh:DATA:TELecom:OTL:SDT:LONGest:DISRuption:DURation?
:FETCh:DATA:TELecom:OTL:SDT:LONGest:DISRuption:LANE?

Lanes with Disruption
:FETCh:DATA:TELecom:OTL:SDT:LANE:DISRuption?

Performance Monitoring

BERT
:FETCh:DATA:TELecom:PATTern:PM:STATistics?

Section/RS
:FETCh:DATA:TELecom:SONet:SECTion:PM:STATistics?

Line/MS
:FETCh:DATA:TELecom:SONet:LINE:PM:STATistics?

STS-n/AU-n
:FETCh:DATA:TELecom:SDHSonet:HOP:PM:STATistics?

VTn/TU-n
:FETCh:DATA:TELecom:SDHSonet:LOP:PM:STATistics?

TU-3
:FETCh:DATA:TELecom:SDHSonet:LOPTu:PM:STATistics?

DS3/DS1
:FETCh:DATA:TELecom:DSN:DS[1..n]:PM:STATistics?

E4/E3/E2/E1
:FETCh:DATA:TELecom:PDH:E[1..n]:PM:STATistics?

PTP Stats

Count/Rate - TX

Signaling Announce Req
:FETCh:DATA:TELecom:PACKetsync:PTP:TX:ANNounce:REQuest:COUNt?
:FETCh:DATA:TELecom:PACKetsync:PTP:TX:ANNounce:REQuest:RATE?

Signaling Sync Req
:FETCh:DATA:TELecom:PACKetsync:PTP:TX:SYNC:REQuest:COUNt?
:FETCh:DATA:TELecom:PACKetsync:PTP:TX:SYNC:REQuest:RATE?

Signaling Delay Resp Req
:FETCh:DATA:TELecom:PACKetsync:PTP:TX:DELay:REQuest:RESPonse:COUNt?
:FETCh:DATA:TELecom:PACKetsync:PTP:TX:DELay:REQuest:RESPonse:RATE?

Delay Req
:FETCh:DATA:TELecom:PACKetsync:PTP:TX:DELay:REQuest:COUNt?
:FETCh:DATA:TELecom:PACKetsync:PTP:TX:DELay:REQuest:RATE?

Total
:FETCh:DATA:TELecom:PACKetsync:PTP:TX:TOTal:COUNt?

Count/Rate - RX

Signaling Announce Grant
:FETCh:DATA:TELecom:PACKetsync:PTP:RX:ANNounce:GRANt:COUNt?
:FETCh:DATA:TELecom:PACKetsync:PTP:RX:ANNounce:GRANt:RATE?

Signaling Sync Grant
:FETCh:DATA:TELecom:PACKetsync:PTP:RX:SYNC:GRANt:COUNt?
:FETCh:DATA:TELecom:PACKetsync:PTP:RX:SYNC:GRANt:RATE?

Signaling Delay Resp Grant
:FETCh:DATA:TELecom:PACKetsync:PTP:RX:DELay:RESPonse:GRANt:COUNt?
:FETCh:DATA:TELecom:PACKetsync:PTP:RX:DELay:RESPonse:GRANt:RATE?

Delay Resp
:FETCh:DATA:TELecom:PACKetsync:PTP:RX:DELay:RESPonse:COUNt?
:FETCh:DATA:TELecom:PACKetsync:PTP:RX:DELay:RESPonse:RATE?

Sync
:FETCh:DATA:TELecom:PACKetsync:PTP:RX:SYNC:COUNt?
:FETCh:DATA:TELecom:PACKetsync:PTP:RX:SYNC:RATE?

Follow Up
:FETCh:DATA:TELecom:PACKetsync:PTP:RX:FOLLowup:COUNt?
:FETCh:DATA:TELecom:PACKetsync:PTP:RX:FOLLowup:RATE?

Announce
:FETCh:DATA:TELecom:PACKetsync:PTP:RX:ANNounce:COUNt?
:FETCh:DATA:TELecom:PACKetsync:PTP:RX:ANNounce:RATE?

Total
:FETCh:DATA:TELecom:PACKetsync:PTP:RX:TOTal:COUNt?

IPDV

Current
:FETCh:DATA:TELecom:PACKetsync:PTP:IPDV:CURRent?

Average
:FETCh:DATA:TELecom:PACKetsync:PTP:IPDV:AVERage?

Minimum
:FETCh:DATA:TELecom:PACKetsync:PTP:IPDV:MINimum?

Maximum
:FETCh:DATA:TELecom:PACKetsync:PTP:IPDV:MAXimum?

Standard Deviation
:FETCh:DATA:TELecom:PACKetsync:PTP:IPDV:STDDev?

Verdict
:FETCh:DATA:TELecom:PACKetsync:PTP:IPDV:MAXimum:VERDict?

Quality Level (1588 PTP)

Last QL Received

:FETCh:DATA:TELecom:PACKetsync:PTP:QL:LAST:RECeived?

Last Change

:FETCh:DATA:TELecom:PACKetsync:PTP:QL:LAST:CHANge?

QL Mismatch Monitoring

:SOURce:DATA:TELecom:PACKetsync:PTP:QL:MISMatch:ENABled
:SOURce:DATA:TELecom:PACKetsync:PTP:QL:MISMatch:ENABled?

Expected QL

:SOURce:DATA:TELecom:PACKetsync:PTP:QL:EXPected
:SOURce:DATA:TELecom:PACKetsync:PTP:QL:EXPected?

Count

QL
:FETCh:DATA:TELecom:PACKetsync:PTP:QL:MESSege:COUNt?

Other
:FETCh:DATA:TELecom:PACKetsync:PTP:QL:OTHer?

Total
:FETCh:DATA:TELecom:PACKetsync:PTP:QL:TOTal?

Quality Level (SyncE)

Generated QL

:SENSe:DATA:TELecom:PACKetsync:SYNCe:ESMC:TXLast:QLMessage?

Last Change

:SENSe:DATA:TELecom:PACKetsync:SYNCe:ESMC:TXLast:CHANge?

Last QL Received

:SENSe:DATA:TELecom:PACKetsync:SYNCe:ESMC:RXLast:QLMessage?

Last Change

-:SENSe:DATA:TELecom:PACKetsync:SYNCe:ESMC:RXLast:CHANge?

QL Mismatch Monitoring

:SOURce:DATA:TELecom:PACKetsync:SYNCe:ESMC:MONitoring:QLMismatch
:SOURce:DATA:TELecom:PACKetsync:SYNCe:ESMC:MONitoring:QLMismatch?

Expected QL

:SOURce:DATA:TELecom:PACKetsync:SYNCe:ESMC:MONitoring:EXPectedql
:SOURce:DATA:TELecom:PACKetsync:SYNCe:ESMC:MONitoring:EXPectedql?

QL Mismatch Frame Count

:SENSe:DATA:TELecom:PACKetsync:SYNCe:ESMC:RXQLmismatch:FRAMes:COUNt?

QL

Information
:SENSe:DATA:TELecom:PACKetsync:SYNCe:QLTX:INFormation?

:SENSe:DATA:TELecom:PACKetsync:SYNCe:QLRX:INFormation?

Event
:SENSe:DATA:TELecom:PACKetsync:SYNCe:QLTX:EVENt?
:SENSe:DATA:TELecom:PACKetsync:SYNCe:QLRX:EVENt?

S-OAM and MPLS-TP OAM

Loopback

Status
:FETCh:DATA:TELecom:SOAM:LOOPback:STATus?

Verdict
:FETCh:DATA:TELecom:SOAM:LOOPback:STATus:VERDict?

TX LBM
:FETCh:DATA:TELecom:SOAM:LOOPback:TX:LBM:COUNt?

RX LBR
:FETCh:DATA:TELecom:SOAM:LOOPback:RX:LBR:COUNt?

LBR Timeout
:FETCh:DATA:TELecom:SOAM:LOOPback:LBR:TIMeout:COUNt?

Invalid LBR
:FETCh:DATA:TELecom:SOAM:LOOPback:INValid:LBR:COUNt?

Invalid Payload
:FETCh:DATA:TELecom:SOAM:LOOPback:INValid:PAYLoad:COUNt?

Successful
:FETCh:DATA:TELecom:SOAM:LOOPback:SUCCessful:COUNt?

Failed
:FETCh:DATA:TELecom:SOAM:LOOPback:FAILed:COUNt?

Failed Count Verdict
:FETCh:DATA:TELecom:SOAM:LOOPback:FAILed:COUNt:VERDict?

Test

Status
:FETCh:DATA:TELecom:SOAM:TEST:STATus?

Verdict
:FETCh:DATA:TELecom:SOAM:TEST:STATus:VERDict?

TX TST
:FETCh:DATA:TELecom:SOAM:TEST:TX:TST:COUNt?

RX TST
:FETCh:DATA:TELecom:SOAM:TEST:RX:TST:COUNt?

Invalid TST
:FETCh:DATA:TELecom:SOAM:TEST:INValid:TST:COUNt?

Invalid Payload
:FETCh:DATA:TELecom:SOAM:TEST:INValid:PAYLoad:COUNt?

Successful
:FETCh:DATA:TELecom:SOAM:TEST:SUCCessful:COUNt?

Failed
:FETCh:DATA:TELecom:SOAM:TEST:FAILed:COUNt?

Failed Verdict
:FETCh:DATA:TELecom:SOAM:TEST:FAILed:COUNt:VERDict?

Frame Delay

Status
:FETCh:DATA:TELecom:SOAM:FDELay:STATus?

Verdict
:FETCh:DATA:TELecom:SOAM:FDELay:STATus:VERDict?

TX DMM
:FETCh:DATA:TELecom:SOAM:FDELay:TX:DMM:COUNt?

RX DMR
:FETCh:DATA:TELecom:SOAM:FDELay:RX:DMR:COUNt?

Invalid DMR
:FETCh:DATA:TELecom:SOAM:FDELay:INValid:DMR:COUNt?

Successful
:FETCh:DATA:TELecom:SOAM:FDELay:SUCCessful:COUNt?

Failed
:FETCh:DATA:TELecom:SOAM:FDELay:FAILed:COUNt?
Verdict
:FETCh:DATA:TELecom:SOAM:FDELay:FAILed:COUNt:VERDict?

Current
:FETCh:DATA:TELecom:SOAM:FDELay:CURRent:DELay?

Minimum
:FETCh:DATA:TELecom:SOAM:FDELay:MINimum:DELay?

Maximum
:FETCh:DATA:TELecom:SOAM:FDELay:MAXimum:DELay?
Verdict
:FETCh:DATA:TELecom:SOAM:FDELay:MAXimum:DELay:VERDict?

Average
:FETCh:DATA:TELecom:SOAM:FDELay:AVERage:DELay?

Frame Loss

Status
:FETCh:DATA:TELecom:SOAM:FLOSs:STATus?

Verdict
:FETCh:DATA:TELecom:SOAM:FLOSs:STATus:VERDict?

TX LMM
:FETCh:DATA:TELecom:SOAM:FLOSs:TX:LMM:COUNt?

RX LMR
:FETCh:DATA:TELecom:SOAM:FLOSs:RX:LMR:COUNt?

Invalid LMR
:FETCh:DATA:TELecom:SOAM:FLOSs:INValid:LMR:COUNt?

Successful
:FETCh:DATA:TELecom:SOAM:FLOSs:SUCCessful:COUNt?

Failed
:FETCh:DATA:TELecom:SOAM:FLOSs:FAILed:COUNt?
Verdict
:FETCh:DATA:TELecom:SOAM:FLOSs:FAILed:COUNt:VERDict?

Frame Loss Count
:FETCh:DATA:TELecom:SOAM:FLOSs:COUNt?

Frame Loss %
:FETCh:DATA:TELecom:SOAM:FLOSs:PERCent?
:FETCh:DATA:TELecom:SOAM:FLOSs:PERCent:VERDict?

Synthetic Loss

Status
:FETCh:DATA:TELecom:SOAM:SLOSs:STATus?

Verdict
:FETCh:DATA:TELecom:SOAM:SLOSs:STATus:VERDict?

TX SLM
:FETCh:DATA:TELecom:SOAM:SLOSs:TX:SLM:COUNt?

RX SLR
:FETCh:DATA:TELecom:SOAM:SLOSs:RX:SLR:COUNt?

Invalid SLR
:FETCh:DATA:TELecom:SOAM:SLOSs:INValid:SLR:COUNt?

Successful
:FETCh:DATA:TELecom:SOAM:SLOSs:SUCCessful:COUNt?

Failed
:FETCh:DATA:TELecom:SOAM:SLOSs:FAILed:COUNt?
:FETCh:DATA:TELecom:SOAM:SLOSs:FAILed:COUNt:VERDict?

Synthetic Loss Count
:FETCh:DATA:TELecom:SOAM:SLOSs:COUNt?

Synthetic Loss %
:FETCh:DATA:TELecom:SOAM:SLOSs:PERCent?
:FETCh:DATA:TELecom:SOAM:SLOSs:PERCent:VERDict?

SDT (Multi-Channel OTN)

Channels with Disruptions
:FETCh:DATA:TELecom:SDT:CHDIsruption?

Channels Monitored
:FETCh:DATA:TELecom:SDT:CHMOnitored?

Channels Above Threshold
:FETCh:DATA:TELecom:SDT:CHAThreshold?

Longest Disruption Duration
:FETCh:DATA:TELecom:SDT:LOTImestamp?

Longest Disruption Channel
:FETCh:DATA:TELecom:SDT:LOCHannel?

Last Disruption Duration
:FETCh:DATA:TELecom:SDT:LATImestamp?

Last Disruption Channel
:FETCh:DATA:TELecom:SDT:LACHannel?

SDT Threshold
:SENSe:DATA:TELecom:SDT:THReshold
:SENSe:DATA:TELecom:SDT:THReshold?

Table

- Longest
:FETCh:DATA:TELecom:SDT:LONGest?

- Shortest
:FETCh:DATA:TELecom:SDT:SHORtest?

- Last
:FETCh:DATA:TELecom:SDT:LAST?

- Average
:FETCh:DATA:TELecom:SDT:AVERage?

- Total
:FETCh:DATA:TELecom:SDT:TOTal?

- Count
:FETCh:DATA:TELecom:SDT:COUNt?

- PASS/FAIL
:FETCh:DATA:TELecom:SDT:VERDict?

Service Configuration - Burst

Committed CBS / Excess EBS

Frame Loss
:FETCh:DATA:TELecom:ETHernet:ESAM:SCOTest:BURSt:FLOSs?
:FETCh:DATA:TELecom:ETHernet:ESAM:SCOTest:BURSt:FLOSs:VERDict?

Max Jitter
:FETCh:DATA:TELecom:ETHernet:ESAM:SCOTest:BURSt:MAXJitter?
:FETCh:DATA:TELecom:ETHernet:ESAM:SCOTest:BURSt:MAXJitter:VERDict?

Round-Trip Latency
:FETCh:DATA:TELecom:ETHernet:ESAM:SCOTest:BURSt:RTLatency?
:FETCh:DATA:TELecom:ETHernet:ESAM:SCOTest:BURSt:RTLatency:VERDict?

Average RX Rate
:FETCh:DATA:TELecom:ETHernet:ESAM:SCOTest:BURSt:ARXRate?
:FETCh:DATA:TELecom:ETHernet:ESAM:SCOTest:BURSt:ARXRate:VERDict?

Service Configuration - Ramp

Committed Steps

TX Rate
:FETCh:DATA:TELecom:ETHernet:ESAM:SCOTest:RAMP:TXRate?

Frame Loss
:FETCh:DATA:TELecom:ETHernet:ESAM:SCOTest:RAMP:FLOSs?
:FETCh:DATA:TELecom:ETHernet:ESAM:SCOTest:RAMP:FLOSs:VERDict?

Max Jitter
:FETCh:DATA:TELecom:ETHernet:ESAM:SCOTest:RAMP:MAXJitter?
:FETCh:DATA:TELecom:ETHernet:ESAM:SCOTest:RAMP:MAXJitter:VERDict?

Round-Trip Latency
:FETCh:DATA:TELecom:ETHernet:ESAM:SCOTest:RAMP:RTLatency?
:FETCh:DATA:TELecom:ETHernet:ESAM:SCOTest:RAMP:RTLatency:VERDict?

Average RX Rate
:FETCh:DATA:TELecom:ETHernet:ESAM:SCOTest:RAMP:ARXRate?
:FETCh:DATA:TELecom:ETHernet:ESAM:SCOTest:RAMP:ARXRate:VERDict?

Service Performance

SLA Parameters

CIR
:SOURce:DATA:TELecom:ETHernet:ESAM:CONFig:SERVices:SLAParameter:INFRate?

Max Jitter, Round-trip Latency, Frame Loss Rate
:SOURce:DATA:TELecom:ETHernet:ESAM:CONFig:SERVices:SLAParameter:PERCriteria:VALue?

Metrics

RX Rate
:FETCh:DATA:TELecom:ETHernet:STReam:THRoughput:CURRent?
:FETCh:DATA:TELecom:ETHernet:STReam:THRoughput:CURRent:VERDict?

:FETCh:DATA:TELecom:ETHernet:STReam:THRoughput:AVERage?
:FETCh:DATA:TELecom:ETHernet:STReam:THRoughput:AVERage:VERDict?

:FETCh:DATA:TELecom:ETHernet:STReam:THRoughput:MINimum?

:FETCh:DATA:TELecom:ETHernet:STReam:THRoughput:MAXimum?

Jitter
:FETCh:DATA:TELecom:ETHernet:STReam:JITTer:CURRent?
:FETCh:DATA:TELecom:ETHernet:STReam:JITTer:AVERage?
:FETCh:DATA:TELecom:ETHernet:STReam:JITTer:MINimum?
:FETCh:DATA:TELecom:ETHernet:STReam:JITTer:MAXimum?
:FETCh:DATA:TELecom:ETHernet:STReam:JITTer:ESTimate?

:FETCh:DATA:TELecom:ETHernet:STReam:JITTer:MAXimum:VERDict?

Latency
:FETCh:DATA:TELecom:ETHernet:STReam:LATency:CURRent?
:FETCh:DATA:TELecom:ETHernet:STReam:LATency:AVERage?

:FETCh:DATA:TELecom:ETHernet:STReam:LATency:MINimum?
:FETCh:DATA:TELecom:ETHernet:STReam:LATency:MAXimum?
:FETCh:DATA:TELecom:ETHernet:STReam:LATency:MAXimum:VERDict?

Frame Loss and Out-of-Sequence

- Global
:FETCh:DATA:TELecom:ETHernet:ERRor:STReam:HISTory?
:FETCh:DATA:TELecom:ETHernet:ERRor:STReam:CURRent?

- Per Stream
:FETCh:DATA:TELecom:ETHernet:ERRor:SANalyzer:HISTory?
:FETCh:DATA:TELecom:ETHernet:ERRor:SANalyzer:CURRent?
:FETCh:DATA:TELecom:ETHernet:ERRor:SANalyzer:SEConds?
:FETCh:DATA:TELecom:ETHernet:ERRor:SANalyzer:COUNt?
:FETCh:DATA:TELecom:ETHernet:ERRor:SANalyzer:RATE?

- Dual Port
:FETCh:DATA:TELecom:ETHernet:ERRor:DUALport:SANalyzer:HISTory?
:FETCh:DATA:TELecom:ETHernet:ERRor:DUALport:SANalyzer:CURRent?
:FETCh:DATA:TELecom:ETHernet:ERRor:DUALport:SANalyzer:SEConds?
:FETCh:DATA:TELecom:ETHernet:ERRor:DUALport:SANalyzer:COUNt?
:FETCh:DATA:TELecom:ETHernet:ERRor:DUALport:SANalyzer:RATE?

Verdict
:FETCh:DATA:TELecom:ETHernet:STReam:FLOSs:VERDict?
:FETCh:DATA:TELecom:ETHernet:STReam:OOSequence:VERDict?

Streams - Frame Loss / Out-of-Sequence

- Per Stream

:FETCh:DATA:TELecom:ETHernet:ERRor:SANalyzer:HISTory?
:FETCh:DATA:TELecom:ETHernet:ERRor:SANalyzer:CURRent?
:FETCh:DATA:TELecom:ETHernet:ERRor:SANalyzer:SEConds?
:FETCh:DATA:TELecom:ETHernet:ERRor:SANalyzer:COUNt?
:FETCh:DATA:TELecom:ETHernet:ERRor:SANalyzer:RATE?

- Dual Port

:FETCh:DATA:TELecom:ETHernet:ERRor:DUALport:SANalyzer:HISTory?
:FETCh:DATA:TELecom:ETHernet:ERRor:DUALport:SANalyzer:CURRent?
:FETCh:DATA:TELecom:ETHernet:ERRor:DUALport:SANalyzer:SEConds?
:FETCh:DATA:TELecom:ETHernet:ERRor:DUALport:SANalyzer:COUNt?
:FETCh:DATA:TELecom:ETHernet:ERRor:DUALport:SANalyzer:RATE?

Verdict

:FETCh:DATA:TELecom:ETHernet:STReam:FLOSs:VERDict?
:FETCh:DATA:TELecom:ETHernet:STReam:OOSequence:VERDict?

Streams - Jitter

Jitter
:FETCh:DATA:TELecom:ETHernet:STReam:JITTer:CURRent?
:FETCh:DATA:TELecom:ETHernet:STReam:JITTer:AVERage?
:FETCh:DATA:TELecom:ETHernet:STReam:JITTer:MINimum?
:FETCh:DATA:TELecom:ETHernet:STReam:JITTer:MAXimum?
:FETCh:DATA:TELecom:ETHernet:STReam:JITTer:ESTimate?

Verdict
:FETCh:DATA:TELecom:ETHernet:STReam:JITTer:MAXimum:VERDict?

Streams - Latency

Latency
:FETCh:DATA:TELecom:ETHernet:STReam:LATency:CURRent?
:FETCh:DATA:TELecom:ETHernet:STReam:LATency:AVERage?
:FETCh:DATA:TELecom:ETHernet:STReam:LATency:MINimum?
:FETCh:DATA:TELecom:ETHernet:STReam:LATency:MAXimum?
:FETCh:DATA:TELecom:ETHernet:STReam:LATency:MAXimum:VERDict?

Streams - Throughput

RX Rate

Current
:FETCh:DATA:TELecom:ETHernet:STReam:THRoughput:CURRent?
Verdict
:FETCh:DATA:TELecom:ETHernet:STReam:THRoughput:CURRent:VERDict?
Total
:FETCh:DATA:TELecom:ETHernet:STReam:THRoughput:CURRent:TOTal:RXRate?

Average
:FETCh:DATA:TELecom:ETHernet:STReam:THRoughput:AVERage?
Verdict
:FETCh:DATA:TELecom:ETHernet:STReam:THRoughput:AVERage:VERDict?

Minimum
:FETCh:DATA:TELecom:ETHernet:STReam:THRoughput:MINimum?

Maximum
:FETCh:DATA:TELecom:ETHernet:STReam:THRoughput:MAXimum?

Summary / Client Summary

Test Status
:FETCh:DATA:TELecom:TEST:STATus?

Verdict
:FETCh:DATA:TELecom:TEST:STATus:VERDict?

Start Time
:FETCh:DATA:TELecom:TEST:STARt:TIME?

Test/Power Recovery
:FETCh:DATA:TELecom:TEST:POWer:RECOvery:COUnt?

Client ID
:SOURce:DATA:TELecom:FETHernet:CLIent:IDentifier
:SOURce:DATA:TELecom:FETHernet:CLIent:IDentifier?

Size
:SOURce:DATA:TELecom:FETHernet:CLIent:CALendar:CONFig?

BER

Alarms
:FETCh:DATA:TELecom:PATTern:ALARm:SEConds?
:FETCh:DATA:TELecom:PATTern:ALARm:HISTory?
:FETCh:DATA:TELecom:PATTern:ALARm:CURRent?

Errors
:FETCh:DATA:TELecom:PATTern:ERRor:SEConds?
:FETCh:DATA:TELecom:PATTern:ERRor:COUNt?
:FETCh:DATA:TELecom:PATTern:ERRor:RATE?
:FETCh:DATA:TELecom:PATTern:ERRor:HISTory?
:FETCh:DATA:TELecom:PATTern:ERRor:CURRent?

Verdict
:FETCh:DATA:TELecom:PATTern:ERRor:PATTern:THReshold:VERDict?

Inject
See *BER* on page 182.

BER (Unframed) for parallel interfaces

Lane - BER Layer
:SOURce:DATA:TELecom:UNFRamed:PATTern:LANE
:SOURce:DATA:TELecom:UNFRamed:PATTern:LANE?
:SOURce:DATA:TELecom:UNFRamed:PATTern:ALANes
:SOURce:DATA:TELecom:UNFRamed:PATTern:ALANes?

Lane - Interface Layer
:SOURce:DATA:TELecom:OPTical:ALARm:PORT:LANE
:SOURce:DATA:TELecom:OPTical:ALARm:PORT:LANE?
:SOURce:DATA:TELecom:OPTical:ALARm:PORT:ALANes
:SOURce:DATA:TELecom:OPTical:ALARm:PORT:ALANes?

Verdict
:FETCh:DATA:TELecom:UPRBs:PATTern:THReshold:VERDict?

Alarms - Defect
:SOURce:DATA:TELecom:UNFRamed:PATTern:ALARm:TYPE?

Alarms - Continuous - Inject
:SOURce:DATA:TELecom:UNFRamed:PATTern:ALARm
:SOURce:DATA:TELecom:UNFRamed:PATTern:ALARm?

Error - Manual - Defect
:SOURce:DATA:TELecom:UNFRamed:PATTern:ERRor:MANual:TYPE?

Error - Manual - Amount
:SOURce:DATA:TELecom:UNFRamed:PATTern:ERRor:MANual:AMOunt
:SOURce:DATA:TELecom:UNFRamed:PATTern:ERRor:MANual:AMOunt?

Error - Manual - Inject
:SOURce:DATA:TELecom:UNFRamed:PATTern:ERRor:MANual:INJect

Error - Rate/Max Rate - Defect
:SOURce:DATA:TELecom:UNFRamed:PATTern:ERRor:AUTomated:TYPE?

Error - Rate
:SOURce:DATA:TELecom:UNFRamed:PATTern:ERRor:AUTomated:RATE
:SOURce:DATA:TELecom:UNFRamed:PATTern:ERRor:AUTomated:RATE?

Error - Max Rate - Inject
:SOURce:DATA:TELecom:UNFRamed:PATTern:ERRor:AUTomated:CONTinuous
:SOURce:DATA:TELecom:UNFRamed:PATTern:ERRor:AUTomated:CONTinuous?

Error - Rate - Inject
:SOURce:DATA:TELecom:UNFRamed:PATTern:ERRor:AUTomated
:SOURce:DATA:TELecom:UNFRamed:PATTern:ERRor:AUTomated?

Service Disruption

Disruption Time
:FETCh:DATA:TELecom:SDT:LONGest?
:FETCh:DATA:TELecom:SDT:SHORtest?
:FETCh:DATA:TELecom:SDT:LAST?
:FETCh:DATA:TELecom:SDT:AVERage?
:FETCh:DATA:TELecom:SDT:TOTal?
OTL
:FETCh:DATA:TELecom:OTL:SUMMary:SDT:LONGest?
:FETCh:DATA:TELecom:OTL:SUMMary:SDT:SHORtest?
:FETCh:DATA:TELecom:OTL:SUMMary:SDT:LAST?
:FETCh:DATA:TELecom:OTL:SUMMary:SDT:AVERage?
:FETCh:DATA:TELecom:OTL:SUMMary:SDT:TOTal?

Disruption Count
:FETCh:DATA:TELecom:SDT:COUNt?
OTL
:FETCh:DATA:TELecom:OTL:SUMMary:SDT:COUNt?

Defect
:FETCh:DATA:TELecom:SDT:DEFect?

Verdict
:FETCh:DATA:TELecom:SDT:VERDict?

CPRI

Count TX
:FETCh:DATA:TELecom:CPRI:SUMMary:TX:COUNter?

Count RX
:FETCh:DATA:TELecom:CPRI:SUMMary:RX:COUNter?

Ethernet
:SENSe:DATA:TELecom:CPRI:SUMMary:ETHernet:RATE?

HDLC
:SENSe:DATA:TELecom:CPRI:SUMMary:HDLC:RATE?

Protocol
:SENSe:DATA:TELecom:CPRI:SUMMary:PROTocol:VERSion?

Sequence
:SENSe:DATA:TELecom:CPRI:SUMMary:SSTate?

Frame Sync
:SENSe:DATA:TELecom:CPRI:SUMMary:FSYNc:STATus?

Verdict
:FETCh:DATA:TELecom:CPRI:SUMMary:VERDict?

OBSAI

Sync / **TX** / **RX**
:FETCh:DATA:TELecom:CPRI:OBSai:LINK:LAST?
:FETCh:DATA:TELecom:CPRI:OBSai:STATe:TRANsmit:LAST?
:FETCh:DATA:TELecom:CPRI:OBSai:STATe:RECeive:LAST?

Count / **Code Word** / **Message Group** / **Frame** table
:FETCh:DATA:TELecom:CPRI:OBSai:SUMMary:RXCount?
:FETCh:DATA:TELecom:CPRI:OBSai:SUMMary:TXCount?

RP3 Peer Target Address
:FETCh:DATA:TELecom:CPRI:OBSai:RPFRame:LAST:PTARget?
:FETCh:DATA:TELecom:CPRI:OBSai:RPFRame:LAST:STATus?

Summary (1588 PTP)

Test Status
:FETCh:DATA:TELecom:TEST:STATus?

Verdict
:FETCh:DATA:TELecom:TEST:STATus:VERDict?

Start Time
:FETCh:DATA:TELecom:TEST:STARt:TIME?

Test/Power Recovery
:FETCh:DATA:TELecom:TEST:POWer:RECOvery:COUnt?

GM Info
Refer to *Grand Master Information* on page 395.

Quality Level

Last QL Received
:FETCh:DATA:TELecom:PACKetsync:PTP:QL:LAST:RECeived?

Last Change
:FETCh:DATA:TELecom:PACKetsync:PTP:QL:LAST:CHANge?

Verdict
:FETCh:DATA:TELecom:PACKetsync:PTP:IPDV:VERDict?

Summary (Cable Test)

Test Status
:FETCh:DATA:TELecom:TEST:STATus?

Verdict
:FETCh:DATA:TELecom:TEST:STATus:VERDict?

Start Time
:FETCh:DATA:TELecom:TEST:STARt:TIME?

Cable

Wire Map
:FETCh:DATA:TELecom:CABLetest:WIRemap:RESult?

Prop. Delay
:FETCh:DATA:TELecom:CABLetest:PROPdelay:RESult?

Delay Skew
:FETCh:DATA:TELecom:CABLetest:DELayskew:RESult?

Length
:FETCh:DATA:TELecom:CABLetest:LENGth:RESult?

Pairs

Verdict
:FETCh:DATA:TELecom:CABLetest:PAIR:THReshold?

Wire Map Test Results
:FETCh:DATA:TELecom:CABLetest:WIRemap:PAIRresult?

Prop. Delay
:FETCh:DATA:TELecom:CABLetest:PROPdelay:PAIRresult?

Distance to Fault
:FETCh:DATA:TELecom:CABLetest:DELayskew:PAIRresult?

Length
:FETCh:DATA:TELecom:CABLetest:LENGth:PAIRresult?

Verdict
:FETCh:DATA:TELecom:CABLetest:THReshold?

Summary (CPRI/OBSAI BERT)

Test Status
:FETCh:DATA:TELecom:TEST:STATus?

Verdict
:FETCh:DATA:TELecom:TEST:STATus:VERDict?

Start Time
:FETCh:DATA:TELecom:TEST:STARt:TIME?

Test/Power Recovery
:FETCh:DATA:TELecom:TEST:POWer:RECOvery:COUnt?

CPRI

Count TX
:FETCh:DATA:TELecom:CPRI:SUMMary:TX:COUNter?

Count RX
:FETCh:DATA:TELecom:CPRI:SUMMary:RX:COUNter?

Ethernet
:SENSe:DATA:TELecom:CPRI:SUMMary:ETHernet:RATE?

HDLC
:SENSe:DATA:TELecom:CPRI:SUMMary:HDLC:RATE?

Protocol
:SENSe:DATA:TELecom:CPRI:SUMMary:PROTocol:VERSion?

Sequence
:SENSe:DATA:TELecom:CPRI:SUMMary:SSTate?

Frame Sync
:SENSe:DATA:TELecom:CPRI:SUMMary:FSYNc:STATus?

Verdict
:FETCh:DATA:TELecom:CPRI:SUMMary:VERDict?

OBSAI

Sync / **TX** / **RX**
:FETCh:DATA:TELecom:CPRI:OBSai:LINK:LAST?
:FETCh:DATA:TELecom:CPRI:OBSai:STATe:TRANsmit:LAST?
:FETCh:DATA:TELecom:CPRI:OBSai:STATe:RECeive:LAST?

Count / **Code Word** / **Message Group** / **Frame** table
:FETCh:DATA:TELecom:CPRI:OBSai:SUMMary:RXCount?
:FETCh:DATA:TELecom:CPRI:OBSai:SUMMary:TXCount?

RP3 Peer Target Address
:FETCh:DATA:TELecom:CPRI:OBSai:RPFRame:LAST:PTARget?
:FETCh:DATA:TELecom:CPRI:OBSai:RPFRame:LAST:STATus?

BER

Alarms
:FETCh:DATA:TELecom:PATTern:ALARm:SEConds?
:FETCh:DATA:TELecom:PATTern:ALARm:HISTory?
:FETCh:DATA:TELecom:PATTern:ALARm:CURRent?

Errors
:FETCh:DATA:TELecom:PATTern:ERRor:SEConds?
:FETCh:DATA:TELecom:PATTern:ERRor:COUNt?
:FETCh:DATA:TELecom:PATTern:ERRor:RATE?
:FETCh:DATA:TELecom:PATTern:ERRor:HISTory?
:FETCh:DATA:TELecom:PATTern:ERRor:CURRent?

Verdict
:FETCh:DATA:TELecom:PATTern:ERRor:PATTern:THReshold:VERDict?

Inject
See *BER* on page 182.

Service Disruption

Disruption Time
:FETCh:DATA:TELecom:SDT:LONGest?
:FETCh:DATA:TELecom:SDT:SHORtest?
:FETCh:DATA:TELecom:SDT:LAST?
:FETCh:DATA:TELecom:SDT:AVERage?
:FETCh:DATA:TELecom:SDT:TOTal?

Disruption Count
:FETCh:DATA:TELecom:SDT:COUNt?

Verdict
:FETCh:DATA:TELecom:SDT:VERDict?

Summary (EtherBERT)

Test Status
:FETCh:DATA:TELecom:TEST:STATus?

Verdict
:FETCh:DATA:TELecom:TEST:STATus:VERDict?

Start Time
:FETCh:DATA:TELecom:TEST:STARt:TIME?

Test/Power Recovery
:FETCh:DATA:TELecom:TEST:POWer:RECOvery:COUnt?

Client ID
:SOURce:DATA:TELecom:FETHernet:CLIent:IDentifier
:SOURce:DATA:TELecom:FETHernet:CLIent:IDentifier?

Size
:SOURce:DATA:TELecom:FETHernet:CLIent:CALendar:CONFig?

BER

Alarms
:FETCh:DATA:TELecom:PATTern:ALARm:SEConds?
:FETCh:DATA:TELecom:PATTern:ALARm:HISTory?
:FETCh:DATA:TELecom:PATTern:ALARm:CURRent?

Errors
:FETCh:DATA:TELecom:PATTern:ERRor:SEConds?
:FETCh:DATA:TELecom:PATTern:ERRor:COUNt?
:FETCh:DATA:TELecom:PATTern:ERRor:RATE?
:FETCh:DATA:TELecom:PATTern:ERRor:HISTory?
:FETCh:DATA:TELecom:PATTern:ERRor:CURRent?

Verdict
:FETCh:DATA:TELecom:PATTern:ERRor:PATTern:THReshold:VERDict?

Inject
See *BER* on page 182.

BER (Unframed) for parallel interfaces

Lane - BER Layer
:SOURce:DATA:TELecom:UNFRamed:PATTern:LANE
:SOURce:DATA:TELecom:UNFRamed:PATTern:LANE?
:SOURce:DATA:TELecom:UNFRamed:PATTern:ALANes
:SOURce:DATA:TELecom:UNFRamed:PATTern:ALANes?

Lane - Interface Layer
:SOURce:DATA:TELecom:OPTical:ALARm:PORT:LANE
:SOURce:DATA:TELecom:OPTical:ALARm:PORT:LANE?
:SOURce:DATA:TELecom:OPTical:ALARm:PORT:ALANes
:SOURce:DATA:TELecom:OPTical:ALARm:PORT:ALANes?

Verdict
:FETCh:DATA:TELecom:UPRBs:PATTern:THReshold:VERDict?

Alarms - Defect
:SOURce:DATA:TELecom:UNFRamed:PATTern:ALARm:TYPE?

Alarms - Continuous - Inject
:SOURce:DATA:TELecom:UNFRamed:PATTern:ALARm
:SOURce:DATA:TELecom:UNFRamed:PATTern:ALARm?

Error - Manual - Defect
:SOURce:DATA:TELecom:UNFRamed:PATTern:ERRor:MANual:TYPE?

Error - Manual - Amount
:SOURce:DATA:TELecom:UNFRamed:PATTern:ERRor:MANual:AMOunt
:SOURce:DATA:TELecom:UNFRamed:PATTern:ERRor:MANual:AMOunt?

Error - Manual - Inject
:SOURce:DATA:TELecom:UNFRamed:PATTern:ERRor:MANual:INJect

Error - Rate/Max Rate - Defect
:SOURce:DATA:TELecom:UNFRamed:PATTern:ERRor:AUTomated:TYPE?

Error - Rate
:SOURce:DATA:TELecom:UNFRamed:PATTern:ERRor:AUTomated:RATE
:SOURce:DATA:TELecom:UNFRamed:PATTern:ERRor:AUTomated:RATE?

Error - Max Rate - Inject
:SOURce:DATA:TELecom:UNFRamed:PATTern:ERRor:AUTomated:CONTinuous
:SOURce:DATA:TELecom:UNFRamed:PATTern:ERRor:AUTomated:CONTinuous?

Error - Rate - Inject
:SOURce:DATA:TELecom:UNFRamed:PATTern:ERRor:AUTomated
:SOURce:DATA:TELecom:UNFRamed:PATTern:ERRor:AUTomated?

Service Disruption

Disruption Time
:FETCh:DATA:TELecom:SDT:LONGest?
:FETCh:DATA:TELecom:SDT:SHORtest?
:FETCh:DATA:TELecom:SDT:LAST?
:FETCh:DATA:TELecom:SDT:AVERage?
:FETCh:DATA:TELecom:SDT:TOTal?
OTL
:FETCh:DATA:TELecom:OTL:SUMMary:SDT:LONGest?
:FETCh:DATA:TELecom:OTL:SUMMary:SDT:SHORtest?
:FETCh:DATA:TELecom:OTL:SUMMary:SDT:LAST?
:FETCh:DATA:TELecom:OTL:SUMMary:SDT:AVERage?
:FETCh:DATA:TELecom:OTL:SUMMary:SDT:TOTal?

Disruption Count
:FETCh:DATA:TELecom:SDT:COUNt?
OTL
:FETCh:DATA:TELecom:OTL:SUMMary:SDT:COUNt?

Defect
:FETCh:DATA:TELecom:SDT:DEFect?

Verdict
:FETCh:DATA:TELecom:SDT:VERDict?

Latency

:FETCh:DATA:TELecom:ETHernet:STReam:LATency:CURRent?
:FETCh:DATA:TELecom:ETHernet:STReam:LATency:AVERage?
:FETCh:DATA:TELecom:ETHernet:STReam:LATency:MINimum?
:FETCh:DATA:TELecom:ETHernet:STReam:LATency:MAXimum?
:FETCh:DATA:TELecom:ETHernet:STReam:LATency:MAXimum:VERDict?

Summary (EtherSAM)

Service Configuration Test
:FETCh:DATA:TELecom:ETHernet:ESAM:SCOTest:VERDict?
:FETCh:DATA:TELecom:ETHernet:ESAM:SPRTest:VERDict?

Service Performance Test
:FETCh:DATA:TELecom:ETHernet:ESAM:TESTs:STATus?
:FETCh:DATA:TELecom:ETHernet:ESAM:TESTs:VERDict?

Start Time
:FETCh:DATA:TELecom:TEST:STARt:TIME?

Service Configuration Test

VLAN Preservation
:FETCh:DATA:TELecom:ETHernet:ESAM:SUMMary:VLAN:PREServ?

Frame Loss
:FETCh:DATA:TELecom:ETHernet:ESAM:SUMMary:SCOTest:FLOSs?
:FETCh:DATA:TELecom:ETHernet:ESAM:SUMMary:SCOTest:FLOSs:VERDict?

Max Jitter
:FETCh:DATA:TELecom:ETHernet:ESAM:SUMMary:SCOTest:MAXJitter?
:FETCh:DATA:TELecom:ETHernet:ESAM:SUMMary:SCOTest:MAXJitter:VERDict?

Max Latency
:FETCh:DATA:TELecom:ETHernet:ESAM:SUMMary:SCOTest:MLATency?
:FETCh:DATA:TELecom:ETHernet:ESAM:SUMMary:SCOTest:MLATency:VERDict?

Max RX Rate
:FETCh:DATA:TELecom:ETHernet:ESAM:SUMMary:SCOTest:MRXRate?
:FETCh:DATA:TELecom:ETHernet:ESAM:SUMMary:SCOTest:MRXRate:VERDict?

Service Performance Test

VLAN Preservation
:FETCh:DATA:TELecom:ETHernet:ESAM:SUMMary:SERVices:VLAN:PREServ?

Frame Loss
:FETCh:DATA:TELecom:ETHernet:ESAM:SUMMary:SPRTest:FLOSs?
:FETCh:DATA:TELecom:ETHernet:ESAM:SUMMary:SPRTest:FLOSs:VERDict?

Max Jitter
:FETCh:DATA:TELecom:ETHernet:ESAM:SUMMary:SPRTest:MAXJitter?
:FETCh:DATA:TELecom:ETHernet:ESAM:SUMMary:SPRTest:MAXJitter:VERDict?

Max Latency
:FETCh:DATA:TELecom:ETHernet:ESAM:SUMMary:SPRTest:MLATency?
:FETCh:DATA:TELecom:ETHernet:ESAM:SUMMary:SPRTest:MLATency:VERDict?

Average RX Rate
:FETCh:DATA:TELecom:ETHernet:ESAM:SUMMary:SPRTest:ARXRate?
:FETCh:DATA:TELecom:ETHernet:ESAM:SUMMary:SPRTest:ARXRate:VERDict?

Summary (FC BERT)

Test Status
:FETCh:DATA:TELecom:TEST:STATus?

Verdict
:FETCh:DATA:TELecom:TEST:STATus:VERDict?

Start Time
:FETCh:DATA:TELecom:TEST:STARt:TIME?

Test/Power Recovery
:FETCh:DATA:TELecom:TEST:POWer:RECOvery:COUnt?

Round-Trip Latency

Round-Trip Latency
:FETCh:DATA:TELecom:FIBer:RTLatency:LAST?
:FETCh:DATA:TELecom:FIBer:RTLatency:AVERage?
:FETCh:DATA:TELecom:FIBer:RTLatency:MINimum?
:FETCh:DATA:TELecom:FIBer:RTLatency:MAXimum?
:FETCh:DATA:TELecom:FIBer:RTLatency:SAMPles?
:FETCh:DATA:TELecom:FIBer:RTLatency:THReshold:VERDict?

Estimated BB_Credit
:FETCh:DATA:TELecom:FIBer:STReam:ESTimated:BBCRedit?

Traffic

Line Utilization
:FETCh:DATA:TELecom:FIBer:STReam:LINE:UTILization?

Frame Rate
:FETCh:DATA:TELecom:FIBer:STReam:FRAMe:RATE?

Byte Count
:FETCh:DATA:TELecom:FIBer:STReam:BYTE:COUNt?

Frame Count
:FETCh:DATA:TELecom:FIBer:STReam:FRAMe:COUNt?

Summary (FlexE BERT)

Test Status
:FETCh:DATA:TELecom:TEST:STATus?

Start Time
:FETCh:DATA:TELecom:TEST:STARt:TIME?

Test/Power Recovery
:FETCh:DATA:TELecom:TEST:POWer:RECOvery:COUnt?

FlexE Clients

Verdict
:FETCh:DATA:TELecom:FETHernet:CLIent:THReshold:VERDict?

Client ID
:SOURce:DATA:TELecom:FETHernet:CLIent:IDentifier
:SOURce:DATA:TELecom:FETHernet:CLIent:IDentifier?

Size
:SOURce:DATA:TELecom:FETHernet:CLIent:CALendar:ACLient

Link Alarm
:FETCh:DATA:TELecom:ETHernet:ALARm:LRATe:GLOBal:HISTory?
:FETCh:DATA:TELecom:ETHernet:ALARm:LRATe:GLOBal:CURRent?

TX Rate
:SENSe:DATA:TELecom:ETHernet:PACKet:LINE:RATE?

RX Rate
:SENSe:DATA:TELecom:ETHernet:PACKet:LINE:RATE?

RX Frame Count
:SENSe:DATA:TELecom:ETHernet:PACKet:FRAMe:COUNt?

Bit Error Rate
:FETCh:DATA:TELecom:PATTern:ERRor:RATE?

Bit Error Count
:FETCh:DATA:TELecom:PATTern:ERRor:COUNt?

Path OAM Client

Verdict
NEW *:FETCh:DATA:TELecom:FETHernet:POAM:THReshold:VERDict?*

Client ID
:SOURce:DATA:TELecom:FETHernet:CLIent:IDentifier
:SOURce:DATA:TELecom:FETHernet:CLIent:IDentifier?

CC Status
NEW *:FETCh:DATA:TELecom:FETHernet:POAM:BOAM:RX:CCSTatus?*

CV Status
NEW *:FETCh:DATA:TELecom:FETHernet:POAM:CVER:RX:CVSTatus?*

CS Type Status
NEW *:FETCh:DATA:TELecom:FETHernet:POAM:CSIG:RX:CSSTatus?*

Max Delay
NEW *:FETCh:DATA:TELecom:FETHernet:POAM:DELay:RX:MAXimum?*

Summary (FlexE BERT) - Client Summary

Test Status
:FETCh:DATA:TELecom:TEST:STATus?

Start Time
:FETCh:DATA:TELecom:TEST:STARt:TIME?

Test/Power Recovery
:FETCh:DATA:TELecom:TEST:POWer:RECOvery:COUnt?

BER

See *BER* on page 182.

Summary (FlexE BERT) - Path OAM

Test Status
:FETCh:DATA:TELecom:TEST:STATus?

Verdict
:FETCh:DATA:TELecom:FETHernet:POAM:THReshold:VERDict?

Start Time
:FETCh:DATA:TELecom:TEST:STARt:TIME?

Test/Power Recovery
:FETCh:DATA:TELecom:TEST:POWer:RECOvery:COUnt?

Basic OAM

CC Status
NEW *:FETCh:DATA:TELecom:FETHernet:POAM:BOAM:RX:CCSTatus?*

Alarms/Errors
Path OAM on page 225.

TX BAS
NEW *:FETCh:DATA:TELecom:FETHernet:POAM:BOAM:TX:CCM:COUNt?*

RX BAS
NEW *:FETCh:DATA:TELecom:FETHernet:POAM:BOAM:RX:CCM:COUNt?*

CS Type

Status
NEW *:FETCh:DATA:TELecom:FETHernet:POAM:CSIG:RX:CSSTatus?*

TX CSM
NEW *:FETCh:DATA:TELecom:FETHernet:POAM:CSIG:TX:CSMessage:COUNt?*

RX CSM
NEW *:FETCh:DATA:TELecom:FETHernet:POAM:CSIG:RX:CSMessage:COUNt?*

CS Type
NEW *:FETCh:DATA:TELecom:FETHernet:POAM:CSIG:TYPE:REC?*
NEW *:SENSe:DATA:TELecom:FETHernet:POAM:CSIGnal:TYPE:EXPexted*
NEW *:SENSe:DATA:TELecom:FETHernet:POAM:CSIGnal:TYPE:EXPexted?*

Delay Measurement

Status
NEW *:FETCh:DATA:TELecom:FETHernet:POAM:DELay:TX:DSTatus?*

TX 2DMM
NEW *:FETCh:DATA:TELecom:FETHernet:POAM:DELay:TX:DMM:COUNt?*

RX 2DMR
NEW *:FETCh:DATA:TELecom:FETHernet:POAM:DELay:RX:DMR:COUNt?*

Delay
NEW *:FETCh:DATA:TELecom:FETHernet:POAM:DELay:RX:LAST?*
NEW *:FETCh:DATA:TELecom:FETHernet:POAM:DELay:RX:MAXimum?*
NEW *:FETCh:DATA:TELecom:FETHernet:POAM:DELay:RX:MINimum?*
NEW *:FETCh:DATA:TELecom:FETHernet:POAM:DELay:RX:AVERage?*

Connectivity Verification

Status
NEW *:FETCh:DATA:TELecom:FETHernet:POAM:CVER:RX:CVSTatus?*

TX CVM
NEW *:FETCh:DATA:TELecom:FETHernet:POAM:CVER:TX:CVM:COUNt?*

RX CVM
NEW *:FETCh:DATA:TELecom:FETHernet:POAM:CVER:RX:CVM:COUNt?*

SAPI
NEW *:FETCh:DATA:TELecom:FETHernet:POAM:CVER:SAPI:RECeived?*
NEW *:SENSe:DATA:TELecom:FETHernet:POAM:CVER:DAPI:EXPexted?*

DAPI
NEW *:FETCh:DATA:TELecom:FETHernet:POAM:CVER:DAPI:RECeived?*
NEW *:SENSe:DATA:TELecom:FETHernet:POAM:CVER:DAPI:EXPexted*

Summary (FlexO BERT)

Test Status
:FETCh:DATA:TELecom:TEST:STATus?

Start Time
:FETCh:DATA:TELecom:TEST:STARt:TIME?

Test/Power Recovery
:FETCh:DATA:TELecom:TEST:POWer:RECOvery:COUnt?

FlexO Group Graphical Representation

Skew (ns)
:FETCh:DATA:TELecom:FOTN:INSTance:SKEW:RX?

Note: *For Alarms/Errors see* FlexO Group / OTUC Frame *on page 198 and* OTUx/OTUCn/OTUC Frame *on page 222*.

BER

Alarms
:FETCh:DATA:TELecom:PATTern:ALARm:SEConds?
:FETCh:DATA:TELecom:PATTern:ALARm:HISTory?
:FETCh:DATA:TELecom:PATTern:ALARm:CURRent?

Errors
:FETCh:DATA:TELecom:PATTern:ERRor:SEConds?
:FETCh:DATA:TELecom:PATTern:ERRor:COUNt?
:FETCh:DATA:TELecom:PATTern:ERRor:RATE?
:FETCh:DATA:TELecom:PATTern:ERRor:HISTory?
:FETCh:DATA:TELecom:PATTern:ERRor:CURRent?

Verdict
:FETCh:DATA:TELecom:PATTern:ERRor:PATTern:THReshold:VERDict?

Inject
See *BER* on page 182.

Summary (iOptics)

Start Time
:FETCh:DATA:TELecom:TEST:STARt:TIME?

Test Status (displayed next to **Start Time**)
:FETCh:DATA:TELecom:IOPTics:MONitoring:TEST:STATus?

Sub-Test Sequence

I/O Interface Quick Check:
:FETCh:DATA:TELecom:IOPTics:IINTerface:QCHeck:TEST:STATus?
:FETCh:DATA:TELecom:IOPTics:IINTerface:QCHeck:TEST:VERDict?
:FETCh:DATA:TELecom:IOPTics:IINTerface:TYPe:VERDict?
:FETCh:DATA:TELecom:IOPTics:IINTerface:PINS:VERDict?

Optical TX Power Test (dBm)
:FETCh:DATA:TELecom:IOPTics:OTX:PTESt:STATus?
:FETCh:DATA:TELecom:IOPTics:OTX:PTESt:VERDict?
:FETCh:DATA:TELecom:IOPTics:OTX:PTESt:MINimum?
:FETCh:DATA:TELecom:IOPTics:OTX:PTESt:MINimum:VERDict?
:FETCh:DATA:TELecom:IOPTics:OTX:PTESt:MAXimum?
:FETCh:DATA:TELecom:IOPTics:OTX:PTESt:MAXimum:VERDict?

Optical RX Power Test (dBm)
:FETCh:DATA:TELecom:IOPTics:ORX:PTESt:STATus?
:FETCh:DATA:TELecom:IOPTics:ORX:PTESt:VERDict?
:FETCh:DATA:TELecom:IOPTics:ORX:PTESt:MINimum?
:FETCh:DATA:TELecom:IOPTics:ORX:PTESt:MINimum:VERDict?
:FETCh:DATA:TELecom:IOPTics:ORX:PTESt:MAXimum?
:FETCh:DATA:TELecom:IOPTics:ORX:PTESt:MAXimum:VERDict?

Bit Error Test
:FETCh:DATA:TELecom:IOPTics:BERT:STATus?
:FETCh:DATA:TELecom:IOPTics:BERT:VERDict?
:FETCh:DATA:TELecom:IOPTics:BERT:COUNt?
:FETCh:DATA:TELecom:IOPTics:BERT:COUNt:VERDict?
:FETCh:DATA:TELecom:IOPTics:BERT:ALARm:PLOSs?

Excessive Skew Test
:FETCh:DATA:TELecom:IOPTics:SKEW:STATus?
:FETCh:DATA:TELecom:IOPTics:SKEW:VERDict?
:FETCh:DATA:TELecom:IOPTics:SKEW:MAXimum?
:FETCh:DATA:TELecom:IOPTics:SKEW:MAXimum:VERDict?

Monitoring

Power Consumption
:FETCh:DATA:TELecom:IOPTics:MONitoring:POWer:ACTual?
:FETCh:DATA:TELecom:IOPTics:MONitoring:POWer:MAXimum?
:FETCh:DATA:TELecom:IOPTics:MONitoring:CURRent:ACTual?
:FETCh:DATA:TELecom:IOPTics:MONitoring:CURRent:MAXimum?
:FETCh:DATA:TELecom:IOPTics:MONitoring:POWer:VERDict?

Temperature
:FETCh:DATA:TELecom:IOPTics:MONitoring:TEMPerature:ACTual?
:FETCh:DATA:TELecom:IOPTics:MONitoring:TEMPerature:MAXimum?
:FETCh:DATA:TELecom:IOPTics:MONitoring:TEMPerature:VERDict?

Summary (Link OAM)

Test Status
:FETCh:DATA:TELecom:TEST:STATus?

Verdict
:FETCh:DATA:TELecom:TEST:STATus:VERDict?

Start Time
:FETCh:DATA:TELecom:TEST:STARt:TIME?

Test/Power Recovery
:FETCh:DATA:TELecom:TEST:POWer:RECOvery:COUnt?

Alarms

:FETCh:DATA:TELecom:LOAM:ALARm:HISTory?
:FETCh:DATA:TELecom:LOAM:ALARm:CURRent?
:FETCh:DATA:TELecom:LOAM:ALARm:SEConds?

OAMPDU Frame Count

:FETCh:DATA:TELecom:LOAM:FRAMe:COUNt:TX?
:FETCh:DATA:TELecom:LOAM:FRAMe:COUNt:RX?

Loopback

:FETCh:DATA:TELecom:LOAM:LBACk:STATus:SUCCessful?
:FETCh:DATA:TELecom:LOAM:LBACk:STATus:FAILed?

Summary (Multi-Channel OTN)

Test Status
:FETCh:DATA:TELecom:TEST:STATus?

Start Time
:FETCh:DATA:TELecom:TEST:STARt:TIME?

Test/Power Recovery
:FETCh:DATA:TELecom:TEST:POWer:RECOvery:COUnt?

Note: *See Alarms/Errors for more information.*

Summary (NI/CSU Emulation)

Test Status
:FETCh:DATA:TELecom:TEST:STATus?

Verdict
:FETCh:DATA:TELecom:TEST:STATus:VERDict?

Start Time
:FETCh:DATA:TELecom:TEST:STARt:TIME?

Auto-Response Loopback Status
:FETCh:DATA:TELecom:DSN:LOOPback:STATus?

Summary (RFC 2544)

Subtest Status
:FETCh:DATA:TELecom:ETHernet:RFC:THRoughput:TSTate?
:FETCh:DATA:TELecom:ETHernet:RFC:BCKTobck:TSTate?
:FETCh:DATA:TELecom:ETHernet:RFC:FLOSs:TSTate?
:FETCh:DATA:TELecom:ETHernet:RFC:LATency:TSTate?

Elapsed Time
:FETCh:DATA:TELecom:ETHernet:RFC:LATency:TETime?
:FETCh:DATA:TELecom:ETHernet:RFC:BCKTobck:TETime?
:FETCh:DATA:TELecom:ETHernet:RFC:THRoughput:TETime?
:FETCh:DATA:TELecom:ETHernet:RFC:FLOSs:TETime?

TX Frames
:FETCh:DATA:TELecom:ETHernet:RFC:THRoughput:FCOunt:TX?
:FETCh:DATA:TELecom:ETHernet:RFC:BCKTobck:FCOunt:TX?
:FETCh:DATA:TELecom:ETHernet:RFC:FLOSs:FCOunt:TX?
:FETCh:DATA:TELecom:ETHernet:RFC:LATency:FCOunt:TX?

RX Frames
:FETCh:DATA:TELecom:ETHernet:RFC:THRoughput:FCOunt:RX?
:FETCh:DATA:TELecom:ETHernet:RFC:BCKTobck:FCOunt:RX?
:FETCh:DATA:TELecom:ETHernet:RFC:FLOSs:FCOunt:RX?
:FETCh:DATA:TELecom:ETHernet:RFC:LATency:FCOunt:RX?

Trial #
:FETCh:DATA:TELecom:ETHernet:RFC:THRoughput:CTRial?
:FETCh:DATA:TELecom:ETHernet:RFC:BCKTobck:CTRial?
:FETCh:DATA:TELecom:ETHernet:RFC:FLOSs:CTRial?
:FETCh:DATA:TELecom:ETHernet:RFC:LATency:CTRial?

Val. #
:FETCh:DATA:TELecom:ETHernet:RFC:THRoughput:VALidation?

Step
:FETCh:DATA:TELecom:ETHernet:RFC:FLOSs:CSTep?

Start Time
:FETCh:DATA:TELecom:TEST:STARt:TIME?

Test/Power Recovery
:FETCh:DATA:TELecom:TEST:POWer:RECOvery:COUnt?

Results per frame
:FETCh:DATA:TELecom:ETHernet:RFC:THRoughput:SMESsage?
:FETCh:DATA:TELecom:ETHernet:RFC:BCKTobck:SMESsage?
:FETCh:DATA:TELecom:ETHernet:RFC:FLOSs:SMESsage?
:FETCh:DATA:TELecom:ETHernet:RFC:LATency:SMESsage?

:FETCh:DATA:TELecom:ETHernet:RFC:THRoughput:TRESults[1..n]?
:FETCh:DATA:TELecom:ETHernet:RFC:BCKTobck:BBResults[1..n]?
:FETCh:DATA:TELecom:ETHernet:RFC:FLOSs:FRESults[1..n]?
:FETCh:DATA:TELecom:ETHernet:RFC:LATency:LRESults[1..n]?

Verdict
:FETCh:DATA:TELecom:ETHernet:RFC:SUMMary:THReshold:VERDict?
:FETCh:DATA:TELecom:ETHernet:RFC:GLOBal:THReshold:VERDict?

Summary (RFC 6349)

Test Status
:FETCh:DATA:TELecom:TEST:STATus?

Verdict
:FETCh:DATA:TELecom:TEST:STATus:VERDict?

Start Time
:FETCh:DATA:TELecom:TEST:STARt:TIME?

Test/Power Recovery
:FETCh:DATA:TELecom:TEST:POWer:RECOvery:COUnt?

MTU
:FETCh:DATA:TELecom:ETHernet:RFC:MTU?

Minimum RTT
:FETCh:DATA:TELecom:ETHernet:RFC:MINimum:RTT?

Window Sweep

Actual L4
:FETCh:DATA:TELecom:ETHernet:RFC:WINDow:SWEep:ACTUal:L?

Verdict
:FETCh:DATA:TELecom:ETHernet:RFC:TCP:THRoughput:ACTUal:L:VERDict?

TCP Throughput

Window / Window Boost
:FETCh:DATA:TELecom:ETHernet:RFC:TCP:THRoughput:WINDow?

Actual L4
:FETCh:DATA:TELecom:ETHernet:RFC:TCP:THRoughput:ACTUal:L?

Ideal L4
:FETCh:DATA:TELecom:ETHernet:RFC:TCP:THRoughput:IDEal:L?

TCP Efficiency
:FETCh:DATA:TELecom:ETHernet:RFC:TCP:THRoughput:TCP:EFFiciency?

Buffer Delay
:FETCh:DATA:TELecom:ETHernet:RFC:TCP:THRoughput:BUFFer:DELay?

Threshold
:FETCh:DATA:TELecom:ETHernet:RFC:TCP:THRoughput:THReshold?

Recommended Window Boost
:FETCh:DATA:TELecom:ETHernet:RFC:TCP:THRoughput:RWBoost?
Apply and Start
:SOURce:DATA:TELecom:ETHernet:RFC:TCP:THRoughput:RWBoost:APPLy

Summary (Smart Loopback)

Test Status
:FETCh:DATA:TELecom:TEST:STATus?

Verdict
:FETCh:DATA:TELecom:TEST:STATus:VERDict?

Start Time
:FETCh:DATA:TELecom:TEST:STARt:TIME?

Test/Power Recovery
:FETCh:DATA:TELecom:TEST:POWer:RECOvery:COUnt?

Traffic

Refer to *Traffic - Ethernet* on page 271.

Summary (S-OAM and MPLS-TP OAM)

Test Status
:FETCh:DATA:TELecom:TEST:STATus?

Verdict
:FETCh:DATA:TELecom:TEST:STATus:VERDict?

Start Time
:FETCh:DATA:TELecom:TEST:STARt:TIME?

Test/Power Recovery
:FETCh:DATA:TELecom:TEST:POWer:RECOvery:COUnt?

Continuity Check (Peer MEP)

Status
:FETCh:DATA:TELecom:SOAM:SUMMary:CCHeck:STATus?

TX CCM
:FETCh:DATA:TELecom:SOAM:SUMMary:CCHeck:TX:CCM:COUNt?

RX CCM
:FETCh:DATA:TELecom:SOAM:SUMMary:CCHeck:RX:CCM:COUNt?

MEG ID
:FETCh:DATA:TELecom:SOAM:SUMMary:CCHeck:MEG:ID:CCM?
:FETCh:DATA:TELecom:SOAM:SUMMary:CCHeck:MEG:ID:FORMat?

MEG Level
:FETCh:DATA:TELecom:SOAM:SUMMary:CCHeck:MEG:LEVel:CCM?

MEP ID
:FETCh:DATA:TELecom:SOAM:SUMMary:CCHeck:MEP:ID:CCM?

Period
:FETCh:DATA:TELecom:SOAM:SUMMary:CCHeck:PERiod:CCM?

Domain ID
:FETCh:DATA:TELecom:SOAM:SUMMary:CCHeck:DOMain:ID:CCM?
:FETCh:DATA:TELecom:SOAM:SUMMary:CCHeck:DOMain:ID:FORMat?

MA Name
:FETCh:DATA:TELecom:SOAM:SUMMary:CCHeck:MA:NAMe:CCM?
:FETCh:DATA:TELecom:SOAM:SUMMary:CCHeck:MA:NAMe:FORMat?

MD Level
:FETCh:DATA:TELecom:SOAM:SUMMary:CCHeck:MD:LEVel:CCM?

Loopback / Test / Frame Delay / Frame Loss / Synthetic Loss

RX Line Utilization
:FETCh:DATA:TELecom:SOAM:SUMMary:LOOPback:RX:LINe:UTILization?

TST RX Rate
:FETCh:DATA:TELecom:SOAM:SUMMary:TEST:RX:TST:RATE?

Summary

Frame Delay
:FETCh:DATA:TELecom:SOAM:SUMMary:RESults:FDELay:MEASurement?

Frame Loss
:FETCh:DATA:TELecom:SOAM:SUMMary:RESults:FLOSs:MEASurement?

Synthetic Loss
:FETCh:DATA:TELecom:SOAM:SUMMary:RESults:SLOSs:MEASurement?

Loopback
:FETCh:DATA:TELecom:SOAM:SUMMary:RESults:LOOPback?

Test
:FETCh:DATA:TELecom:SOAM:SUMMary:RESults:TEST?

Frame Delay (Maximum)
:FETCh:DATA:TELecom:SOAM:SUMMary:RESults:FDELay:MAXimum?

Frame Loss Ratio
:FETCh:DATA:TELecom:SOAM:SUMMary:RESults:FLOSs:RATio?

Synthetic Loss Ratio
:FETCh:DATA:TELecom:SOAM:SUMMary:RESults:SLOSs:RATio?

Summary (SyncE)

Test Status
:FETCh:DATA:TELecom:TEST:STATus?

Verdict
:FETCh:DATA:TELecom:TEST:STATus:VERDict?

Start Time
:FETCh:DATA:TELecom:TEST:STARt:TIME?

Test/Power Recovery
:FETCh:DATA:TELecom:TEST:POWer:RECOvery:COUnt?

ESMC

ESMC RX Rate
:SENSe:DATA:TELecom:PACKetsync:SYNCe:ESMC:RXRate?
:SENSe:DATA:TELecom:PACKetsync:SYNCe:ESMC:FRAMes:AVERage?
:SENSe:DATA:TELecom:PACKetsync:SYNCe:ESMC:FRAMes:MINimum?
:SENSe:DATA:TELecom:PACKetsync:SYNCe:ESMC:FRAMes:MAXimum?

RX

Last QL Message
:SENSe:DATA:TELecom:PACKetsync:SYNCe:ESMC:RXLast:QLMessage?

Last Change
:SENSe:DATA:TELecom:PACKetsync:SYNCe:ESMC:RXLast:CHANge?

Information Count
:SENSe:DATA:TELecom:PACKetsync:SYNCe:ESMC:RXINfo?

Event Count
:SENSe:DATA:TELecom:PACKetsync:SYNCe:ESMC:RXEvent:COUNt?

QL Mismatch Frame Count
:SENSe:DATA:TELecom:PACKetsync:SYNCe:ESMC:RXQLmismatch:FRAMes:COUNt?

TX

QL Message
:SENSe:DATA:TELecom:PACKetsync:SYNCe:ESMC:TXLast:QLMessage?

Last Change
:SENSe:DATA:TELecom:PACKetsync:SYNCe:ESMC:TXLast:CHANge?

Information Count
:SENSe:DATA:TELecom:PACKetsync:SYNCe:ESMC:TXINfo?

Event Count
:SENSe:DATA:TELecom:PACKetsync:SYNCe:ESMC:TXEvent:COUNt?

Summary (TCP Throughput)

Test Status
:FETCh:DATA:TELecom:TEST:STATus?

Verdict
:FETCh:DATA:TELecom:TEST:STATus:VERDict?

Start Time
:FETCh:DATA:TELecom:TEST:STARt:TIME?

Test/Power Recovery
:FETCh:DATA:TELecom:TEST:POWer:RECOvery:COUnt?

TCP Throughput

TCP Connection Status
:FETCh:DATA:TELecom:ETHernet:TCP:CONNection:STATus?

Transmitted Frames
:FETCh:DATA:TELecom:ETHernet:TCP:STATistics:TTFRames?

Re-Transmitted Frames
:FETCh:DATA:TELecom:ETHernet:TCP:STATistics:TRTFrames?

Efficiency
:FETCh:DATA:TELecom:ETHernet:TCP:STATistics:EFFiciency?

Throughput Threshold
:FETCh:DATA:TELecom:ETHernet:TCP:STATistics:THRoughput:MAXimum:VERDict?

TCP Throughput
:FETCh:DATA:TELecom:ETHernet:TCP:STATistics:THRoughput:LAST?
:FETCh:DATA:TELecom:ETHernet:TCP:STATistics:THRoughput:MINimum?
:FETCh:DATA:TELecom:ETHernet:TCP:STATistics:THRoughput:MAXimum?
:FETCh:DATA:TELecom:ETHernet:TCP:STATistics:THRoughput:AVERage?

Window Size
:FETCh:DATA:TELecom:ETHernet:TCP:STATistics:WINDsize:LAST?
:FETCh:DATA:TELecom:ETHernet:TCP:STATistics:WINDsize:MINimum?
:FETCh:DATA:TELecom:ETHernet:TCP:STATistics:WINDsize:MAXimum?

Round Trip Latency
:FETCh:DATA:TELecom:ETHernet:RTD:TIME:LAST?
:FETCh:DATA:TELecom:ETHernet:RTD:TIME:MINimum?
:FETCh:DATA:TELecom:ETHernet:RTD:TIME:MAXimum?
:FETCh:DATA:TELecom:ETHernet:RTD:TIME:AVERage?

Summary (Through Mode)

Test Status
:FETCh:DATA:TELecom:TEST:STATus?

Verdict
:FETCh:DATA:TELecom:TEST:STATus:VERDict?

Start Time
:FETCh:DATA:TELecom:TEST:STARt:TIME?

Test/Power Recovery
:FETCh:DATA:TELecom:TEST:POWer:RECOvery:COUnt?

Traffic

Note: *Refer to* Traffic - Ethernet *on page 271.*

Summary (Traffic Gen & Mon)

Test Status
:FETCh:DATA:TELecom:TEST:STATus?

Verdict
:FETCh:DATA:TELecom:TEST:STATus:VERDict?

Start Time
:FETCh:DATA:TELecom:TEST:STARt:TIME?

Test/Power Recovery
:FETCh:DATA:TELecom:TEST:POWer:RECOvery:COUnt?

:FETCh:DATA:TELecom:ETHernet:STReam:LATency:STATus:TIME?

Traces - OTN

Standard or T.50 Control Characters for Trace Message Commands

:SOURce:DATA:TELecom:ControlCHAracter:MODE
:SOURce:DATA:TELecom:ControlCHAracter:MODE?

SM TTI Traces

SAPI
- Received Message
:FETCh:DATA:TELecom:OTN:OTU[1..n]:TTI:SAPI:B?

:FETCh:DATA:TELecom:OTN:OTU[1..n]:E[1..n]:TTI:SAPI:B?

:FETCh:DATA:TELecom:OTN:OTU[1..n]:F:TTI:SAPI:B?

- Expected Message
:SENSe:DATA:TELecom:OTN:OTU[1..n]:TTI:SAPI:EXPected
:SENSe:DATA:TELecom:OTN:OTU[1..n]:TTI:SAPI:EXPected?

:SENSe:DATA:TELecom:OTN:OTU[1..n]:E[1..n]:TTI:SAPI:EXPected
:SENSe:DATA:TELecom:OTN:OTU[1..n]:E[1..n]:TTI:SAPI:EXPected?

:SENSe:DATA:TELecom:OTN:OTU[1..n]:F:TTI:SAPI:EXPected
:SENSe:DATA:TELecom:OTN:OTU[1..n]:F:TTI:SAPI:EXPected?

- Copy RX
:SENSe:DATA:TELecom:OTN:OTU[1..n]:TTI:SAPI:COPYrx

:SENSe:DATA:TELecom:OTN:OTU[1..n]:E[1..n]:TTI:SAPI:COPY

:SENSe:DATA:TELecom:OTN:OTU[1..n]:F:TTI:SAPI:COPY

DAPI
- Received Message
:FETCh:DATA:TELecom:OTN:OTU[1..n]:TTI:DAPI:B?

:FETCh:DATA:TELecom:OTN:OTU[1..n]:E[1..n]:TTI:DAPI:B?

:FETCh:DATA:TELecom:OTN:OTU[1..n]:F:TTI:DAPI:B?

- Expected Message
:SENSe:DATA:TELecom:OTN:OTU[1..n]:TTI:DAPI:EXPected
:SENSe:DATA:TELecom:OTN:OTU[1..n]:TTI:DAPI:EXPected?

:SENSe:DATA:TELecom:OTN:OTU[1..n]:E[1..n]:TTI:DAPI:EXPected
:SENSe:DATA:TELecom:OTN:OTU[1..n]:E[1..n]:TTI:DAPI:EXPected?

:SENSe:DATA:TELecom:OTN:OTU[1..n]:F:TTI:DAPI:EXPected
:SENSe:DATA:TELecom:OTN:OTU[1..n]:F:TTI:DAPI:EXPected?

- Copy RX
:SENSe:DATA:TELecom:OTN:OTU[1..n]:TTI:DAPI:COPYrx

:SENSe:DATA:TELecom:OTN:OTU[1..n]:E[1..n]:TTI:DAPI:COPY

:SENSe:DATA:TELecom:OTN:OTU[1..n]:F:TTI:DAPI:COPY

Operator Specific
- Received Message
:FETCh:DATA:TELecom:OTN:OTU[1..n]:TTI:OPSPec:B?

:FETCh:DATA:TELecom:OTN:OTU[1..n]:E[1..n]:TTI:OPSPec:B?

:FETCh:DATA:TELecom:OTN:OTU[1..n]:F:TTI:OPSPec:B?

SAPI/DAPI OTU-TIM
:SENSe:DATA:TELecom:OTN:OTU[1..n]:TTI:TIM
:SENSe:DATA:TELecom:OTN:OTU[1..n]:TTI:TIM?

:SENSe:DATA:TELecom:OTN:OTU[1..n]:E[1..n]:TTI:TIM
:SENSe:DATA:TELecom:OTN:OTU[1..n]:E[1..n]:TTI:TIM?

:SENSe:DATA:TELecom:OTN:OTU[1..n]:F:TTI:TIM
:SENSe:DATA:TELecom:OTN:OTU[1..n]:F:TTI:TIM?

PM TTI Traces

Channel selection for Multi-Channel OTN
:SENSe:DATA:TELecom:OTN:ODU[1..n]:TTI:ACHAnnel
:SENSe:DATA:TELecom:OTN:ODU[1..n]:TTI:ACHAnnel?
:SENSe:DATA:TELecom:OTN:ODU[1..n]:TTI:CHANnel
:SENSe:DATA:TELecom:OTN:ODU[1..n]:TTI:CHANnel?

SAPI

- Received Message

:FETCh:DATA:TELecom:OTN:ODU[1..n]:TTI:SAPI:B?

:FETCh:DATA:TELecom:OTN:ODU[1..n]:E[1..n]:TTI:SAPI:B?

:FETCh:DATA:TELecom:OTN:ODU[1..n]:F:TTI:SAPI:B?

- Expected Message

:SENSe:DATA:TELecom:OTN:ODU[1..n]:TTI:SAPI:EXPected
:SENSe:DATA:TELecom:OTN:ODU[1..n]:TTI:SAPI:EXPected?

:SENSe:DATA:TELecom:OTN:ODU[1..n]:E[1..n]:TTI:SAPI:EXPected
:SENSe:DATA:TELecom:OTN:ODU[1..n]:E[1..n]:TTI:SAPI:EXPected?

:SENSe:DATA:TELecom:OTN:ODU[1..n]:F:TTI:SAPI:EXPected
:SENSe:DATA:TELecom:OTN:ODU[1..n]:F:TTI:SAPI:EXPected?

Copy RX

:SENSe:DATA:TELecom:OTN:ODU[1..n]:TTI:SAPI:COPYrx

:SENSe:DATA:TELecom:OTN:ODU[1..n]:E[1..n]:TTI:SAPI:COPY

:SENSe:DATA:TELecom:OTN:OTU[1..n]:F:TTI:SAPI:COPY

DAPI

- Received Message

:FETCh:DATA:TELecom:OTN:ODU[1..n]:TTI:DAPI:B?

:FETCh:DATA:TELecom:OTN:ODU[1..n]:E[1..n]:TTI:DAPI:B?

:FETCh:DATA:TELecom:OTN:ODU[1..n]:F:TTI:DAPI:B?

- Expected Message

:SENSe:DATA:TELecom:OTN:ODU[1..n]:TTI:DAPI:EXPected
:SENSe:DATA:TELecom:OTN:ODU[1..n]:TTI:DAPI:EXPected?

:SENSe:DATA:TELecom:OTN:ODU[1..n]:E[1..n]:TTI:DAPI:EXPected
:SENSe:DATA:TELecom:OTN:ODU[1..n]:E[1..n]:TTI:DAPI:EXPected?

:SENSe:DATA:TELecom:OTN:ODU[1..n]:F:TTI:DAPI:EXPected
:SENSe:DATA:TELecom:OTN:ODU[1..n]:F:TTI:DAPI:EXPected?

- Copy RX
:SENSe:DATA:TELecom:OTN:ODU[1..n]:TTI:DAPI:COPYrx

:SENSe:DATA:TELecom:OTN:ODU[1..n]:E[1..n]:TTI:DAPI:COPY

:SENSe:DATA:TELecom:OTN:ODU[1..n]:F:TTI:DAPI:COPY

Operator Specific
- Received Message
:FETCh:DATA:TELecom:OTN:ODU[1..n]:TTI:OPSPec:B?

:FETCh:DATA:TELecom:OTN:ODU[1..n]:E[1..n]:TTI:OPSPec:B?

:FETCh:DATA:TELecom:OTN:ODU[1..n]:F:TTI:OPSPec:B?

SAPI/DAPI ODU-TIM
:SENSe:DATA:TELecom:OTN:ODU[1..n]:TTI:TIM
:SENSe:DATA:TELecom:OTN:ODU[1..n]:TTI:TIM?

:SENSe:DATA:TELecom:OTN:ODU[1..n]:E[1..n]:TTI:TIM
:SENSe:DATA:TELecom:OTN:ODU[1..n]:E[1..n]:TTI:TIM?

:SENSe:DATA:TELecom:OTN:ODU[1..n]:F:TTI:TIM
:SENSe:DATA:TELecom:OTN:ODU[1..n]:F:TTI:TIM?

ODU - ODU TCM TTI Traces

SAPI
- Received Message
:FETCh:DATA:TELecom:OTN:ODU[1..n]:TCM[1..n]:TTI:SAPI:B?

:FETCh:DATA:TELecom:OTN:ODU[1..n]:E[1..n]:TCM[1..n]:TTI:SAPI:B?

:FETCh:DATA:TELecom:OTN:ODU[1..n]:F:TCM[1..n]:TTI:SAPI:B?

- Expected Message
:SENSe:DATA:TELecom:OTN:ODU[1..n]:TCM[1..n]:TTI:SAPI:EXPected
:SENSe:DATA:TELecom:OTN:ODU[1..n]:TCM[1..n]:TTI:SAPI:EXPected?

:SENSe:DATA:TELecom:OTN:ODU[1..n]:E[1..n]:TCM[1..n]:TTI:SAPI:EXPected
:SENSe:DATA:TELecom:OTN:ODU[1..n]:E[1..n]:TCM[1..n]:TTI:SAPI:EXPected?

:SENSe:DATA:TELecom:OTN:ODU[1..n]:F:TCM[1..n]:TTI:SAPI:EXPected
:SENSe:DATA:TELecom:OTN:ODU[1..n]:F:TCM[1..n]:TTI:SAPI:EXPected?

- Copy RX
:SENSe:DATA:TELecom:OTN:ODU[1..n]:TCM[1..n]:TTI:SAPI:COPYrx

:SENSe:DATA:TELecom:OTN:ODU[1..n]:E[1..n]:TCM[1..n]:TTI:SAPI:COPY

:SENSe:DATA:TELecom:OTN:ODU[1..n]:F:TCM[1..n]:TTI:SAPI:COPY

DAPI
- Received Message
:FETCh:DATA:TELecom:OTN:ODU[1..n]:TCM[1..n]:TTI:DAPI:B?

:FETCh:DATA:TELecom:OTN:ODU[1..n]:E[1..n]:TCM[1..n]:TTI:DAPI:B?

:FETCh:DATA:TELecom:OTN:ODU[1..n]:F:TCM[1..n]:TTI:DAPI:B?

- Expected Message
:SENSe:DATA:TELecom:OTN:ODU[1..n]:TCM[1..n]:TTI:DAPI:EXPected
:SENSe:DATA:TELecom:OTN:ODU[1..n]:TCM[1..n]:TTI:DAPI:EXPected?

:SENSe:DATA:TELecom:OTN:ODU[1..n]:E[1..n]:TCM[1..n]:TTI:DAPI:EXPected
:SENSe:DATA:TELecom:OTN:ODU[1..n]:E[1..n]:TCM[1..n]:TTI:DAPI:EXPected?

:SENSe:DATA:TELecom:OTN:ODU[1..n]:F:TCM[1..n]:TTI:DAPI:EXPected
:SENSe:DATA:TELecom:OTN:ODU[1..n]:F:TCM[1..n]:TTI:DAPI:EXPected?

- Copy RX
:SENSe:DATA:TELecom:OTN:ODU[1..n]:TCM[1..n]:TTI:DAPI:COPYrx

:SENSe:DATA:TELecom:OTN:ODU[1..n]:E[1..n]:TCM[1..n]:TTI:DAPI:COPY

:SENSe:DATA:TELecom:OTN:ODU[1..n]:F:TCM[1..n]:TTI:DAPI:COPY

Operator Specific
- Received Message
:FETCh:DATA:TELecom:OTN:ODU[1..n]:TCM[1..n]:TTI:OPSPec:B?

:FETCh:DATA:TELecom:OTN:ODU[1..n]:E[1..n]:TCM[1..n]:TTI:OPSPec:B?

:FETCh:DATA:TELecom:OTN:ODU[1..n]:F:TCM[1..n]:TTI:OPSPec:B?

SAPI/DAPI TCM-TIM

:SENSe:DATA:TELecom:OTN:ODU[1..n]:TCM[1..n]:TTI:TIM
:SENSe:DATA:TELecom:OTN:ODU[1..n]:TCM[1..n]:TTI:TIM?

:SENSe:DATA:TELecom:OTN:ODU[1..n]:E[1..n]:TCM[1..n]:TTI:TIM
:SENSe:DATA:TELecom:OTN:ODU[1..n]:E[1..n]:TCM[1..n]:TTI:TIM?

:SENSe:DATA:TELecom:OTN:ODU[1..n]:F:TCM[1..n]:TTI:TIM
:SENSe:DATA:TELecom:OTN:ODU[1..n]:F:TCM[1..n]:TTI:TIM?

Traces - SONET/SDH

Standard or T.50 Control Characters for Trace Message Commands

:SOURce:DATA:TELecom:ControlCHAracter:MODE
:SOURce:DATA:TELecom:ControlCHAracter:MODE?

Traces

Section/RS (J0)
- **Received**
:FETCh:DATA:TELecom:SDHSonet:SOVerhead:J[1..n]:TIM:PATTern:RECeived?

STS/AU Path (J1)
- **Received**
:FETCh:DATA:TELecom:SDHSonet:POVerhead:J[1..n]:TIM:PATTern:RECeived?

VT/TU Path (J2) and **TU Path (J1)**
- **Received**
:FETCh:DATA:TELecom:SDHSonet:LOP:OVERhead:J[1..n]:TIM:PATTern:RECeived?

TIM-S/RS-TIM
- Enable
:SENSe:DATA:TELecom:SDHSonet:SECTion:OVERhead:TIM
:SENSe:DATA:TELecom:SDHSonet:SECTion:OVERhead:TIM?

- **Format**
:SENSe:DATA:TELecom:SDHSonet:SECTion:OVERhead:TIM:PATTern
:SENSe:DATA:TELecom:SDHSonet:SECTion:OVERhead:TIM:PATTern?

- **Expected**
:SENSe:DATA:TELecom:SDHSonet:SECTion:OVERhead:TIM:PATTern:B
:SENSe:DATA:TELecom:SDHSonet:SECTion:OVERhead:TIM:PATTern:B?

- Copy RX
:SENSe:DATA:TELecom:SDHSonet:SECTion:OVERhead:TIM:COPYrx

TIM-P/HP-TIM
- Enable
:SENSe:DATA:TELecom:SDHSonet:PATH:OVERhead:TIM
:SENSe:DATA:TELecom:SDHSonet:PATH:OVERhead:TIM?

- **Format**
:SENSe:DATA:TELecom:SDHSonet:PATH:OVERhead:TIM:PATTern
:SENSe:DATA:TELecom:SDHSonet:PATH:OVERhead:TIM:PATTern?

- **Expected**
:SENSe:DATA:TELecom:SDHSonet:PATH:OVERhead:TIM:PATTern:B
:SENSe:DATA:TELecom:SDHSonet:PATH:OVERhead:TIM:PATTern:B?

- Copy RX
:SENSe:DATA:TELecom:SDHSonet:PATH:OVERhead:TIM:COPYrx

TIM-V/LP-TIM
- Enable
:SENSe:DATA:TELecom:SDHSonet:LOP:OVERhead:TIM
:SENSe:DATA:TELecom:SDHSonet:LOP:OVERhead:TIM?

- **Format**
:SENSe:DATA:TELecom:SDHSonet:LOP:OVERhead:TIM:PATTern
:SENSe:DATA:TELecom:SDHSonet:LOP:OVERhead:TIM:PATTern?

- **Expected**
:SENSe:DATA:TELecom:SDHSonet:LOP:OVERhead:TIM:PATTern:B
:SENSe:DATA:TELecom:SDHSonet:LOP:OVERhead:TIM:PATTern:B?

- Copy RX
:SENSe:DATA:TELecom:SDHSonet:LOP:OVERhead:TIM:COPY

TCM Access Point Identifier

STS/AU Path (N1)
- **Received**
:FETCh:DATA:TELecom:SDHSonet:HOP:TCAPident:N[1..n]:RECeived?

- Expected
:SENSe:DATA:TELecom:SDHSonet:HOP:TCAPident:EXPected
:SENSe:DATA:TELecom:SDHSonet:HOP:TCAPident:EXPected?

- Enable
:SENSe:DATA:TELecom:SDHSonet:HOP:TCAPident:TCTim
:SENSe:DATA:TELecom:SDHSonet:HOP:TCAPident:TCTim?

- Copy RX
:SENSe:DATA:TELecom:SDHSonet:HOP:TCAPident:COPY

VT/TU Path (Z6 or N1 (TU-3))
- Received
:FETCh:DATA:TELecom:SDHSonet:LOP:TCAPident:N[1..n]:RECeived?

- Expected
:SENSe:DATA:TELecom:SDHSonet:LOP:TCAPident:EXPected
:SENSe:DATA:TELecom:SDHSonet:LOP:TCAPident:EXPected?

- Enable
:SENSe:DATA:TELecom:SDHSonet:LOP:TCAPident:TCTim
:SENSe:DATA:TELecom:SDHSonet:LOP:TCAPident:TCTim?

- Copy RX
:SENSe:DATA:TELecom:SDHSonet:LOP:TCAPident:COPY

Traces/PT (FlexO)

Standard or T.50 Control Characters for Trace Message Commands

:SOURce:DATA:TELecom:ControlCHAracter:MODE
:SOURce:DATA:TELecom:ControlCHAracter:MODE?

SM TTI Traces

SAPI
- Received Message
:FETCh:DATA:TELecom:OTN:OTU[1..n]:TTI:SAPI:B?

- Expected Message
:SENSe:DATA:TELecom:OTN:OTU[1..n]:TTI:SAPI:EXPected
:SENSe:DATA:TELecom:OTN:OTU[1..n]:TTI:SAPI:EXPected?

- Copy RX
:SENSe:DATA:TELecom:OTN:OTU[1..n]:TTI:SAPI:COPYrx

DAPI
- Received Message
:FETCh:DATA:TELecom:OTN:OTU[1..n]:TTI:DAPI:B?

- Expected Message
:SENSe:DATA:TELecom:OTN:OTU[1..n]:TTI:DAPI:EXPected
:SENSe:DATA:TELecom:OTN:OTU[1..n]:TTI:DAPI:EXPected?

- Copy RX
:SENSe:DATA:TELecom:OTN:OTU[1..n]:TTI:DAPI:COPYrx

Operator Specific
- Received Message
:FETCh:DATA:TELecom:OTN:OTU[1..n]:TTI:OPSPec:B?

SAPI/DAPI OTU-TIM
:SENSe:DATA:TELecom:OTN:OTU[1..n]:TTI:TIM
:SENSe:DATA:TELecom:OTN:OTU[1..n]:TTI:TIM?

PM TTI Traces

Client ID selection for ODUk
:SENSe:DATA:TELecom:OTN:ODU[1..n]:TTI:CLIent
:SENSe:DATA:TELecom:OTN:ODU[1..n]:TTI:CLIent?
:SENSe:DATA:TELecom:OTN:ODU[1..n]:TTI:ACLient
:SENSe:DATA:TELecom:OTN:ODU[1..n]:TTI:ACLient?

SAPI
- Received Message
:FETCh:DATA:TELecom:OTN:ODU[1..n]:TTI:SAPI:B?

- Expected Message
:SENSe:DATA:TELecom:OTN:ODU[1..n]:TTI:SAPI:EXPected
:SENSe:DATA:TELecom:OTN:ODU[1..n]:TTI:SAPI:EXPected?

Copy RX
:SENSe:DATA:TELecom:OTN:ODU[1..n]:TTI:SAPI:COPYrx

DAPI
- Received Message
:FETCh:DATA:TELecom:OTN:ODU[1..n]:TTI:DAPI:B?

- Expected Message
:SENSe:DATA:TELecom:OTN:ODU[1..n]:TTI:DAPI:EXPected
:SENSe:DATA:TELecom:OTN:ODU[1..n]:TTI:DAPI:EXPected?

- Copy RX
:SENSe:DATA:TELecom:OTN:ODU[1..n]:TTI:DAPI:COPYrx

Operator Specific
- Received Message
:FETCh:DATA:TELecom:OTN:ODU[1..n]:TTI:OPSPec:B?

SAPI/DAPI ODU-TIM
:SENSe:DATA:TELecom:OTN:ODU[1..n]:TTI:TIM
:SENSe:DATA:TELecom:OTN:ODU[1..n]:TTI:TIM?

PT

Client ID selection for ODUk
:SENSe:DATA:TELecom:OTN:OPU[1..n]:CLIent
:SENSe:DATA:TELecom:OTN:OPU[1..n]:CLIent?
:SENSe:DATA:TELecom:OTN:OPU[1..n]:ACLient
:SENSe:DATA:TELecom:OTN:OPU[1..n]:ACLient?

Payload Type
:FETCh:DATA:TELecom:OTN:OPU[1..n]:PTYPe:RECeived?
:SENSe:DATA:TELecom:OTN:OPU[1..n]:PTYPe
:SENSe:DATA:TELecom:OTN:OPU[1..n]:PTYPe?

Code
:FETCh:DATA:TELecom:OTN:OPU[1..n]:PCODe:RECeived?
:SENSe:DATA:TELecom:OTN:OPU[1..n]:PCODe
:SENSe:DATA:TELecom:OTN:OPU[1..n]:PCODe?

OPU-PLM
:SENSe:DATA:TELecom:OTN:OPU[1..n]:PLM
:SENSe:DATA:TELecom:OTN:OPU[1..n]:PLM?

Copy RX
:SENSe:DATA:TELecom:OTN:OPU[1..n]:COPYrx

Traffic - Ethernet

Client ID

:SOURce:DATA:TELecom:FETHernet:CLIent:IDentifier
:SOURce:DATA:TELecom:FETHernet:CLIent:IDentifier?

Size

:SOURce:DATA:TELecom:FETHernet:CLIent:CALendar:CONFig?

Total TX/RX

Line Utilization
:SENSe:DATA:TELecom:ETHernet:PACKet:LINE:UTILization?

Ethernet BW
:SENSe:DATA:TELecom:ETHernet:PACKet:BANDwidth?

Frame Rate
:SENSe:DATA:TELecom:ETHernet:PACKet:FRAMe:RATE?

Frame Count
:SENSe:DATA:TELecom:ETHernet:PACKet:FRAMe:COUNt?

Frame Type

RX Count
:SENSe:DATA:TELecom:ETHernet:FRAMe:COUNt:RX?

TX Count
:SOURce:DATA:TELecom:ETHernet:FRAMe:COUNt:TX?

Frame Size

RX Count
:SENSe:DATA:TELecom:ETHernet:FSIZe:COUNt?
Total

%
:SENSe:DATA:TELecom:ETHernet:FSIZe:PERCentage?

Traffic - Flow Control

Frame Count

Pause Frames
:FETCh:DATA:TELecom:ETHernet:PAUSe:FRAMes?

Abort Frames
:FETCh:DATA:TELecom:ETHernet:PAUSe:FRAMes:ABORt?

Total Frames
:FETCh:DATA:TELecom:ETHernet:PAUSe:FRAMes:TX?
:FETCh:DATA:TELecom:ETHernet:PAUSe:FRAMes:RX?

Pause Time

:FETCh:DATA:TELecom:ETHernet:PACKet:PAUSe:TIME:RX?

Pause Injection

Packet Pause Time
:SOURce:DATA:TELecom:ETHernet:PACKet:PAUSe:TIME
:SOURce:DATA:TELecom:ETHernet:PACKet:PAUSe:TIME?

Inject
:SOURce:DATA:TELecom:ETHernet:PACKet:PAUSe:INJect
:SOURce:DATA:TELecom:ETHernet:PACKet:PAUSe:INJect

Destination MAC Address
:SOURce:DATA:TELecom:ETHernet:PINJection:MAC:DESTination:ADDRess:ENABle
:SOURce:DATA:TELecom:ETHernet:PINJection:MAC:DESTination:ADDRess:ENABle?
:SOURce:DATA:TELecom:ETHernet:PINJection:MAC:DESTination:ADDRess
:SOURce:DATA:TELecom:ETHernet:PINJection:MAC:DESTination:ADDRess?

Traffic - OAM, S-OAM, and MPLS-TP OAM

TX Count
:FETCh:DATA:TELecom:SOAM:TRAFfic:TX:COUNt?
:FETCh:DATA:TELecom:SOAM:TRAFfic:TX:TOTal?

RX Count
:FETCh:DATA:TELecom:SOAM:TRAFfic:RX:COUNt?
:FETCh:DATA:TELecom:SOAM:TRAFfic:RX:TOTal?

Responder

TX Count
:FETCh:DATA:TELecom:SOAM:TRAFfic:RESPonder:TX:COUNt?
:FETCh:DATA:TELecom:SOAM:TRAFfic:RESPonder:TX:TOTal?

RX Count
:FETCh:DATA:TELecom:SOAM:TRAFfic:RESPonder:RX:COUNt?
:FETCh:DATA:TELecom:SOAM:TRAFfic:RESPonder:RX:TOTal?

Traffic - Path OAM

BAS
NEW *:FETCh:DATA:TELecom:FETHernet:POAM:BOAM:TX:CCM:COUNt?*
NEW *:FETCh:DATA:TELecom:FETHernet:POAM:BOAM:RX:CCM:COUNt?*

CVM
NEW *:FETCh:DATA:TELecom:FETHernet:POAM:CVER:TX:CVM:COUNt?*
NEW *:FETCh:DATA:TELecom:FETHernet:POAM:CVER:RX:CVM:COUNt?*

2DMM
NEW *:FETCh:DATA:TELecom:FETHernet:POAM:DELay:TX:DMM:COUNt?*

2DMR
NEW *:FETCh:DATA:TELecom:FETHernet:POAM:DELay:RX:DMR:COUNt?*

CSM
NEW *:FETCh:DATA:TELecom:FETHernet:POAM:CSIG:TX:CSMessage:COUNt?*
NEW *:FETCh:DATA:TELecom:FETHernet:POAM:CSIG:RX:CSMessage:COUNt?*

Responder

2DMR
NEW *:FETCh:DATA:TELecom:FETHernet:POAM:RESPonder:TX:DMR:COUNt?*

2DMM
NEW *:FETCh:DATA:TELecom:FETHernet:POAM:RESPonder:RX:DMM:COUNt?*

WIS

Standard or T.50 Control Characters for Trace Message Commands
:SOURce:DATA:TELecom:ControlCHAracter:MODE
:SOURce:DATA:TELecom:ControlCHAracter:MODE?

Path Signal Label (C2)
:SENSe:DATA:TELecom:ETHernet:WIS:PATH:LABel?

J0/J1 Trace
:SENSe:DATA:TELecom:ETHernet:WIS:TRACe?

7 SCPI Command List - Functions

Note: *The symbol || precedes a parallel interface command when a different command is used for a serial interface.*

Note: *For **Dual Port** topology or multi-port test (FlexE/FlexO) use the following command to select the port for subsequent commands/queries:*
:SOURce:DATA:TELecom:PORT

List of Pages

40/100/400G Advanced - CFP4/CFP8/OSFP/QSFP Control on page 337
40/100/400G Advanced - Lanes Mapping & Skew on page 339

APS on page 340

Client Offset on page 342

FDL - Bit-Oriented Message on page 343
FDL - Performance Report Message on page 344
FEAC on page 346
Filters on page 348
FlexE Advanced on page 353

GMP on page 356

OH BERT on page 354
NEW *OH - FlexE* on page 363
OH - GFP-F/GFP-T on page 357
OH - OTN on page 359
OH - SONET/SDH on page 361

Packet Capture on page 366
Ping & Trace Route on page 368
Pointer Adjustment on page 371

RTD on page 374
RTD/RTT (CPRI Framed L2) on page 375

S-OAM Link Trace on page 376
Signaling Bits on page 377
Spare Bits on page 378

Traffic Scan on page 379

40/100/400G Advanced - CFP4/CFP8/OSFP/QSFP Control

Port (FlexE)

:SOURce:DATA:TELecom:PORT
:SOURce:DATA:TELecom:PORT?

FlexE PHY Number (FlexE)

:SOURce:DATA:TELecom:FETHernet:GROup:PNUMber?

Power Class

:SOURce:DATA:TELecom:CFP:CPWR?
:SOURce:DATA:TELecom:OSFP:CPWR?
:SOURce:DATA:TELecom:QSFP:CPWR?

Control Pins

Check boxes
:SOURce:DATA:TELecom:CFP:CSETting
:SOURce:DATA:TELecom:CFP:CSETting?
:SOURce:DATA:TELecom:OSFP:CSETting
:SOURce:DATA:TELecom:OSFP:CSETting?
:SOURce:DATA:TELecom:QSFP:CSETting
:SOURce:DATA:TELecom:QSFP:CSETting?

Status Pins

:SOURce:DATA:TELecom:CFP:STATus?
:SENSe:DATA:TELecom:CFP:TX:STATus?
:SOURce:DATA:TELecom:OSFP:STATus?
:SOURce:DATA:TELecom:QSFP:STATus?

MDIO Access Interface

Page Select
:SOURce:DATA:TELecom:MDIO:PGSelect
: *:SOURce:DATA:TELecom:MDIO:PGSelect?*

Bulk Write button
Refer to *Bulk Write* on page 383.

MDIO Start Address
:SOURce:DATA:TELecom:MDIO:STARt:ADDRess
:SOURce:DATA:TELecom:MDIO:STARt:ADDRess?

MDIO End Address
:SOURce:DATA:TELecom:MDIO:END:ADDRess
:SOURce:DATA:TELecom:MDIO:END:ADDRess?

Bulk Read button
Refer to *Bulk Read* on page 383.

MDIO Address
:SOURce:DATA:TELecom:MDIO:ADDRess
:SOURce:DATA:TELecom:MDIO:ADDRess?

MDIO Data
:SOURce:DATA:TELecom:MDIO:DATA
:SOURce:DATA:TELecom:MDIO:DATA?

Read Button
:SOURce:DATA:TELecom:MDIO:READ

Write Button
:SOURce:DATA:TELecom:MDIO:WRITe

40/100/400G Advanced - Lanes Mapping & Skew

RX Skew
:SENSe:DATA:TELecom:OTN:OTL:RX?

Default/Random/Manual Mapping button
:SOURce:DATA:TELecom:OTN:OTL:MAPPing:DEFault
:SOURce:DATA:TELecom:OTN:OTL:MAPPing:RANDom
:SOURce:DATA:TELecom:OTN:OTL:MAPPing:MANual

:SOURce:DATA:TELecom:ETHernet:LLAYer:MAPPing:DEFault
:SOURce:DATA:TELecom:ETHernet:LLAYer:MAPPing:RANDom
:SOURce:DATA:TELecom:ETHernet:LLAYer:MAPPing:MANUal

Note: *See Manual Mapping.*

Reset Skew button
:SOURce:DATA:TELecom:OTN:OTL:SKEW:RESet

:SOURce:DATA:TELecom:ETHernet:LLAYer:SKEW:RESet

Note: *See Manual Skew.*

Skew Alarm Threshold
:SOURce:DATA:TELecom:OTN:OTL:THReshold
:SOURce:DATA:TELecom:OTN:OTL:THReshold?

Default button
:SOURce:DATA:TELecom:OTN:OTL:THReshold:DEFault

APS

TX

Switching Mode
:SOURce:DATA:TELecom:SDHSonet:ADVanced:APS:SMODe
:SOURce:DATA:TELecom:SDHSonet:ADVanced:APS:SMODe?

K1 Request
:SOURce:DATA:TELecom:SDHSonet:ADVanced:APS:K[1..n]:LINear:REQuest
:SOURce:DATA:TELecom:SDHSonet:ADVanced:APS:K[1..n]:LINear:REQuest?
:SOURce:DATA:TELecom:SDHSonet:ADVanced:APS:K[1..n]:RING:REQuest
:SOURce:DATA:TELecom:SDHSonet:ADVanced:APS:K[1..n]:RING:REQuest?

K1 Channel
:SOURce:DATA:TELecom:SDHSonet:ADVanced:APS:K[1..n]:CHANnel
:SOURce:DATA:TELecom:SDHSonet:ADVanced:APS:K[1..n]:CHANnel?

K1 Destination Node Id
:SOURce:DATA:TELecom:SDHSonet:ADVanced:APS:K[1..n]:DNODe
:SOURce:DATA:TELecom:SDHSonet:ADVanced:APS:K[1..n]:DNODe?

K2 Protected Channel
:SOURce:DATA:TELecom:SDHSonet:ADVanced:APS:K[1..n]:PCHannel
:SOURce:DATA:TELecom:SDHSonet:ADVanced:APS:K[1..n]:PCHannel?

K2 Architecture
:SOURce:DATA:TELecom:SDHSonet:ADVanced:APS:K[1..n]:ARCHitecture
:SOURce:DATA:TELecom:SDHSonet:ADVanced:APS:K[1..n]:ARCHitecture?

K2 Operation Mode
:SOURce:DATA:TELecom:SDHSonet:ADVanced:APS:K[1..n]:LINear:OMODe
:SOURce:DATA:TELecom:SDHSonet:ADVanced:APS:K[1..n]:LINear:OMODe?
:SOURce:DATA:TELecom:SDHSonet:ADVanced:APS:K[1..n]:RING:OMODe
:SOURce:DATA:TELecom:SDHSonet:ADVanced:APS:K[1..n]:RING:OMODe?

K2 Source Node Id
:SOURce:DATA:TELecom:SDHSonet:ADVanced:APS:K[1..n]:SNODe
:SOURce:DATA:TELecom:SDHSonet:ADVanced:APS:K[1..n]:SNODe?

K2 Bridge Request
:SOURce:DATA:TELecom:SDHSonet:ADVanced:APS:K[1..n]:BREQuest
:SOURce:DATA:TELecom:SDHSonet:ADVanced:APS:K[1..n]:BREQuest?

RX

Switching Mode
:SENSe:DATA:TELecom:SDHSonet:ADVanced:APS:SMODe
:SENSe:DATA:TELecom:SDHSonet:ADVanced:APS:SMODe?

K1 Request
:FETCh:DATA:TELecom:SDHSonet:ADVanced:APS:K[1..n]:LINear:REQuest?
:FETCh:DATA:TELecom:SDHSonet:ADVanced:APS:K[1..n]:RING:REQuest?

K1 Channel
:FETCh:DATA:TELecom:SDHSonet:ADVanced:APS:K[1..n]:CHANnel?

K1 Destination Node Id
:FETCh:DATA:TELecom:SDHSonet:ADVanced:APS:K[1..n]:DNODe?

K2 Protected Channel
:FETCh:DATA:TELecom:SDHSonet:ADVanced:APS:K[1..n]:PCHannel?

K2 Architecture
:FETCh:DATA:TELecom:SDHSonet:ADVanced:APS:K[1..n]:ARCHitecture?

K2 Operation Mode
:FETCh:DATA:TELecom:SDHSonet:ADVanced:APS:K[1..n]:LINear:OMODe?
:FETCh:DATA:TELecom:SDHSonet:ADVanced:APS:K[1..n]:RING:OMODe?

K2 Source Node Id
:FETCh:DATA:TELecom:SDHSonet:ADVanced:APS:K[1..n]:SNODe?

K2 Bridge Request
:FETCh:DATA:TELecom:SDHSonet:ADVanced:APS:K[1..n]:BREQuest?

Client Offset

TX Frequency

Frequency
:FETCh:DATA:TELecom:ETHernet:COFFset:FREQuency?

Offset
:SOURce:DATA:TELecom:ETHernet:COFFset:FREQuency:ENABle
:SOURce:DATA:TELecom:ETHernet:COFFset:FREQuency:ENABle?
:SOURce:DATA:TELecom:ETHernet:COFFset:FREQuency:OFFSet
:SOURce:DATA:TELecom:ETHernet:COFFset:FREQuency:OFFSet?

RX Frequency

Frequency
:SENSe:DATA:TELecom:ETHernet:COFFset:CONFig:EFRequency?

Offset, Max Negative Offset, Max Positive Offset
:SENSe:DATA:TELecom:ETHernet:COFFset:FREQuency?

Frequency Offset Analysis
:SENSe:DATA:TELecom:ETHernet:COFFset:CONFig:FOANalysis:ENABle
:SENSe:DATA:TELecom:ETHernet:COFFset:CONFig:FOANalysis:ENABle?

FDL - Bit-Oriented Message

Generated Messages

Priority - Codeword
:SOURce:DATA:TELecom:DSN:FDL:PRIority:CODeword
:SOURce:DATA:TELecom:DSN:FDL:PRIority:CODeword?
Inject
:SOURce:DATA:TELecom:DSN:FDL:MANual:INJect
:SOURce:DATA:TELecom:DSN:FDL:MANual:INJect?

Command/Response
Codeword
:SOURce:DATA:TELecom:DSN:FDL:RESPonse:CODeword
:SOURce:DATA:TELecom:DSN:FDL:RESPonse:CODeword?
Amount
:SOURce:DATA:TELecom:DSN:FDL:RESPonse:AMOunt
:SOURce:DATA:TELecom:DSN:FDL:RESPonse:AMOunt?
Inject
:SOURce:DATA:TELecom:DSN:FDL:RESPonse:INJect

Received Messages

Priority
:FETCh:DATA:TELecom:DSN:FDL:PRIority:MESSage?

Command/Response
:FETCh:DATA:TELecom:DSN:FDL:RESPonse:CONTrol?

FDL - Performance Report Message

Generated Messages

Circuit
:SOURce:DATA:TELecom:DSN:FDL:CHANnel:TYPE
:SOURce:DATA:TELecom:DSN:FDL:CHANnel:TYPE?

ANSI TI.403
:SOURce:DATA:TELecom:DSN:FDL:ANSI
:SOURce:DATA:TELecom:DSN:FDL:ANSI?

Continuous
:SOURce:DATA:TELecom:DSN:FDL:MODE
:SOURce:DATA:TELecom:DSN:FDL:MODE?

Single
:SOURce:DATA:TELecom:DSN:FDL:INJect

PRM Bit Events
:SOURce:DATA:TELecom:DSN:FDL:BITevents:STATus
:SOURce:DATA:TELecom:DSN:FDL:BITevents:STATus?

Event Count
:FETCh:DATA:TELecom:DSN:FDL:EVENtcount?

Received Messages

Link Activity
:FETCh:DATA:TELecom:DSN:FDL:LINK?

PRM Bit Events (**Event Counts** button)
:FETCh:DATA:TELecom:DSN:FDL:BITevents?

Performance Information (**Report Content** button)
:FETCh:DATA:TELecom:DSN:FDL:REPortcont?

Circuit
:FETCh:DATA:TELecom:DSN:FDL:CIRCuit?

Valid Event Count
:FETCh:DATA:TELecom:DSN:FDL:VALid:EVENtcount?

FEAC

Generated Messages

Alarms/Status and Unassigned
:SOURce:DATA:TELecom:DSN:FEAC:CODeword
:SOURce:DATA:TELecom:DSN:FEAC:CODeword?
:SOURce:DATA:TELecom:DSN:FEAC:MANual:AMOunt
:SOURce:DATA:TELecom:DSN:FEAC:MANual:AMOunt?
Inject - Manual Mode
:SOURce:DATA:TELecom:DSN:FEAC:MANual:INJect
Inject - Continuous Mode
:SOURce:DATA:TELecom:DSN:FEAC:CONTinuous
:SOURce:DATA:TELecom:DSN:FEAC:CONTinuous?

Loopback Commands
Control
:SOURce:DATA:TELecom:DSN:FEAC:LOOPback:CONTrol:CODeword
:SOURce:DATA:TELecom:DSN:FEAC:LOOPback:CONTrol:CODeword?
:SOURce:DATA:TELecom:DSN:FEAC:LOOPback:CONTrol:AMOunt
:SOURce:DATA:TELecom:DSN:FEAC:LOOPback:CONTrol:AMOunt?
Channel
:SOURce:DATA:TELecom:DSN:FEAC:LOOPback:CHANnel:CODeword
:SOURce:DATA:TELecom:DSN:FEAC:LOOPback:CHANnel:CODeword?
:SOURce:DATA:TELecom:DSN:FEAC:LOOPback:CHANnel:AMOunt
:SOURce:DATA:TELecom:DSN:FEAC:LOOPback:CHANnel:AMOunt?
Inject
:SOURce:DATA:TELecom:DSN:FEAC:LOOPback:INJect

Received Messages

Link Activity
:FETCh:DATA:TELecom:DSN:FEAC:LINK?

Alarms/Status and Unassigned
:FETCh:DATA:TELecom:DSN:FEAC:MESSage?

Loopback Commands
:FETCh:DATA:TELecom:DSN:FEAC:LOOPback:CONTrol?
:FETCh:DATA:TELecom:DSN:FEAC:LOOPback:CHANnel?

Filters

Enable
:SENSe:DATA:TELecom:ETHernet:STReam:FILTer
:SENSe:DATA:TELecom:ETHernet:STReam:FILTer?

Enabled Time
:SENSe:DATA:TELecom:ETHernet:STReam:FILTer:ENABled:TIME?

Filter Configuration

(
:SENSe:DATA:TELecom:ETHernet:STReam:FILTer:BRACket:OPEN
:SENSe:DATA:TELecom:ETHernet:STReam:FILTer:BRACket:OPEN?

Not
:SENSe:DATA:TELecom:ETHernet:STReam:FILTer:OPERator:NOT
:SENSe:DATA:TELecom:ETHernet:STReam:FILTer:OPERator:NOT?

)
:SENSe:DATA:TELecom:ETHernet:STReam:FILTer:BRACket:CLOSe
:SENSe:DATA:TELecom:ETHernet:STReam:FILTer:BRACket:CLOSe?

Oper.
:SENSe:DATA:TELecom:ETHernet:STReam:FILTer:OPERator
:SENSe:DATA:TELecom:ETHernet:STReam:FILTer:OPERator?

Filter
:SENSe:DATA:TELecom:ETHernet:STReam:FILTer:TYPE
:SENSe:DATA:TELecom:ETHernet:STReam:FILTer:TYPE?

Value and **Mask**
IPv4 Destination Address
:SENSe:DATA:TELecom:ETHernet:STReam:FILTer:DESTination:IP
:SENSe:DATA:TELecom:ETHernet:STReam:FILTer:DESTination:IP?
:SENSe:DATA:TELecom:ETHernet:STReam:FILTer:MASK:DESTination:IP
:SENSe:DATA:TELecom:ETHernet:STReam:FILTer:MASK:DESTination:IP?
Frame Format
:SENSe:DATA:TELecom:ETHernet:STReam:FILTer:FRAMe:FORMat

:SENSe:DATA:TELecom:ETHernet:STReam:FILTer:FRAMe:FORMat?

MAC Destination Address

:SENSe:DATA:TELecom:ETHernet:STReam:FILTer:DESTination:MAC
:SENSe:DATA:TELecom:ETHernet:STReam:FILTer:DESTination:MAC?
:SENSe:DATA:TELecom:ETHernet:STReam:FILTer:MASK:DESTination:MAC
:SENSe:DATA:TELecom:ETHernet:STReam:FILTer:MASK:DESTination:MAC?

UDP Destination Port

:SENSe:DATA:TELecom:ETHernet:STReam:FILTer:DESTination:UDP
:SENSe:DATA:TELecom:ETHernet:STReam:FILTer:DESTination:UDP?
:SENSe:DATA:TELecom:ETHernet:STReam:FILTer:MASK:DESTination:UDP
:SENSe:DATA:TELecom:ETHernet:STReam:FILTer:MASK:DESTination:UDP?

TCP Destination Port

:SENSe:DATA:TELecom:ETHernet:STReam:FILTer:DESTination:TCP
:SENSe:DATA:TELecom:ETHernet:STReam:FILTer:DESTination:TCP?
:SENSe:DATA:TELecom:ETHernet:STReam:FILTer:MASK:DESTination:TCP
:SENSe:DATA:TELecom:ETHernet:STReam:FILTer:MASK:DESTination:TCP?

IPv4 DiffServ

:SENSe:DATA:TELecom:ETHernet:STReam:FILTer:DSERvices
:SENSe:DATA:TELecom:ETHernet:STReam:FILTer:DSERvices?
:SENSe:DATA:TELecom:ETHernet:STReam:FILTer:MASK:DSERvices
:SENSe:DATA:TELecom:ETHernet:STReam:FILTer:MASK:DSERvices?

IPv4 Precedence

:SENSe:DATA:TELecom:ETHernet:STReam:FILTer:PRECedence
:SENSe:DATA:TELecom:ETHernet:STReam:FILTer:PRECedence?
:SENSe:DATA:TELecom:ETHernet:STReam:FILTer:MASK:PRECedence
:SENSe:DATA:TELecom:ETHernet:STReam:FILTer:MASK:PRECedence?

IPv4 Source Address

:SENSe:DATA:TELecom:ETHernet:STReam:FILTer:SOURce:IP
:SENSe:DATA:TELecom:ETHernet:STReam:FILTer:SOURce:IP?
:SENSe:DATA:TELecom:ETHernet:STReam:FILTer:MASK:SOURce:IP
:SENSe:DATA:TELecom:ETHernet:STReam:FILTer:MASK:SOURce:IP?

MAC Source Address

:SENSe:DATA:TELecom:ETHernet:STReam:FILTer:SOURce:MAC
:SENSe:DATA:TELecom:ETHernet:STReam:FILTer:SOURce:MAC?
:SENSe:DATA:TELecom:ETHernet:STReam:FILTer:MASK:SOURce:MAC

:SENSe:DATA:TELecom:ETHernet:STReam:FILTer:MASK:SOURce:MAC?

UDP Source Port

:SENSe:DATA:TELecom:ETHernet:STReam:FILTer:SOURce:UDP
:SENSe:DATA:TELecom:ETHernet:STReam:FILTer:SOURce:UDP?
:SENSe:DATA:TELecom:ETHernet:STReam:FILTer:MASK:SOURce:UDP
:SENSe:DATA:TELecom:ETHernet:STReam:FILTer:MASK:SOURce:UDP?

TCP Source Port

:SENSe:DATA:TELecom:ETHernet:STReam:FILTer:SOURce:TCP
:SENSe:DATA:TELecom:ETHernet:STReam:FILTer:SOURce:TCP?
:SENSe:DATA:TELecom:ETHernet:STReam:FILTer:MASK:SOURce:TCP
:SENSe:DATA:TELecom:ETHernet:STReam:FILTer:MASK:SOURce:TCP?

IPv4 TOS

:SENSe:DATA:TELecom:ETHernet:STReam:FILTer:TOS
:SENSe:DATA:TELecom:ETHernet:STReam:FILTer:TOS?
:SENSe:DATA:TELecom:ETHernet:STReam:FILTer:MASK:TOS
:SENSe:DATA:TELecom:ETHernet:STReam:FILTer:MASK:TOS?

S-VLAN/E-VLAN/C-VLAN ID

:SENSe:DATA:TELecom:ETHernet:STReam:FILTer:VLAN:ID
:SENSe:DATA:TELecom:ETHernet:STReam:FILTer:VLAN:ID?
:SENSe:DATA:TELecom:ETHernet:STReam:FILTer:MASK:VLAN:ID
:SENSe:DATA:TELecom:ETHernet:STReam:FILTer:MASK:VLAN:ID?

S-VLAN/E-VLAN/C-VLAN Priority

:SENSe:DATA:TELecom:ETHernet:STReam:FILTer:VLAN:PRIority
:SENSe:DATA:TELecom:ETHernet:STReam:FILTer:VLAN:PRIority?
:SENSe:DATA:TELecom:ETHernet:STReam:FILTer:MASK:VLAN:PRIority
:SENSe:DATA:TELecom:ETHernet:STReam:FILTer:MASK:VLAN:PRIority?

IPv4 Protocol

:SENSe:DATA:TELecom:ETHernet:STReam:FILTer:IPPRotocol
:SENSe:DATA:TELecom:ETHernet:STReam:FILTer:IPPRotocol?
:SENSe:DATA:TELecom:ETHernet:STReam:FILTer:MASK:IPPRotocol
:SENSe:DATA:TELecom:ETHernet:STReam:FILTer:MASK:IPPRotocol?

EtherType

:SENSe:DATA:TELecom:ETHernet:STReam:FILTer:ETHertype
:SENSe:DATA:TELecom:ETHernet:STReam:FILTer:ETHertype?
:SENSe:DATA:TELecom:ETHernet:STReam:FILTer:MASK:ETHertype

:SENSe:DATA:TELecom:ETHernet:STReam:FILTer:MASK:ETHertype?

IPv6 Destination Address

:SENSe:DATA:TELecom:ETHernet:STReam:FILTer:DESTination:IPVersion
:SENSe:DATA:TELecom:ETHernet:STReam:FILTer:DESTination:IPVersion?
:SENSe:DATA:TELecom:ETHernet:STReam:FILTer:MASK:DESTination:IPVersion
:SENSe:DATA:TELecom:ETHernet:STReam:FILTer:MASK:DESTination:IPVersion?

IPv6 Source Address

:SENSe:DATA:TELecom:ETHernet:STReam:FILTer:SOURce:IPVersion
:SENSe:DATA:TELecom:ETHernet:STReam:FILTer:SOURce:IPVersion?
:SENSe:DATA:TELecom:ETHernet:STReam:FILTer:MASK:SOURce:IPVersion
:SENSe:DATA:TELecom:ETHernet:STReam:FILTer:MASK:SOURce:IPVersion?

IPv6 Flow Label

:SENSe:DATA:TELecom:ETHernet:STReam:FILTer:FLABel:IPVersion
:SENSe:DATA:TELecom:ETHernet:STReam:FILTer:FLABel:IPVersion?
:SENSe:DATA:TELecom:ETHernet:STReam:FILTer:MASK:FLABel:IPVersion
:SENSe:DATA:TELecom:ETHernet:STReam:FILTer:MASK:FLABel:IPVersion?

IPv6 Next Header

:SENSe:DATA:TELecom:ETHernet:STReam:FILTer:NHEader:IPVersion
:SENSe:DATA:TELecom:ETHernet:STReam:FILTer:NHEader:IPVersion?
:SENSe:DATA:TELecom:ETHernet:STReam:FILTer:MASK:NHEader:IPVersion
:SENSe:DATA:TELecom:ETHernet:STReam:FILTer:MASK:NHEader:IPVersion?

IPv6 DiffServ

:SENSe:DATA:TELecom:ETHernet:STReam:FILTer:DSERvices:IPVersion
:SENSe:DATA:TELecom:ETHernet:STReam:FILTer:DSERvices:IPVersion?
:SENSe:DATA:TELecom:ETHernet:STReam:FILTer:MASK:DSERvices:IPVersion
:SENSe:DATA:TELecom:ETHernet:STReam:FILTer:MASK:DSERvices:IPVersion?

IPv6 Precedence

:SENSe:DATA:TELecom:ETHernet:STReam:FILTer:PRECedence:IPVersion
:SENSe:DATA:TELecom:ETHernet:STReam:FILTer:PRECedence:IPVersion?
:SENSe:DATA:TELecom:ETHernet:STReam:FILTer:MASK:PRECedence:IPVersion
:SENSe:DATA:TELecom:ETHernet:STReam:FILTer:MASK:PRECedence:IPVersion?

IPv6 TOS

:SENSe:DATA:TELecom:ETHernet:STReam:FILTer:TOS:IPVersion
:SENSe:DATA:TELecom:ETHernet:STReam:FILTer:TOS:IPVersion?
:SENSe:DATA:TELecom:ETHernet:STReam:FILTer:MASK:TOS:IPVersion

:SENSe:DATA:TELecom:ETHernet:STReam:FILTer:MASK:TOS:IPVersion?

MPLS Label x

:SENSe:DATA:TELecom:ETHernet:STReam:FILTer:MLABel[1..n]
:SENSe:DATA:TELecom:ETHernet:STReam:FILTer:MLABel[1..n]?
:SENSe:DATA:TELecom:ETHernet:STReam:FILTer:MASK:MLABel[1..n]
:SENSe:DATA:TELecom:ETHernet:STReam:FILTer:MASK:MLABel[1..n]?

MPLS COS x

:SENSe:DATA:TELecom:ETHernet:STReam:FILTer:MCOS[1..n]
:SENSe:DATA:TELecom:ETHernet:STReam:FILTer:MCOS[1..n]?
:SENSe:DATA:TELecom:ETHernet:STReam:FILTer:MASK:MCOS[1..n]
:SENSe:DATA:TELecom:ETHernet:STReam:FILTer:MASK:MCOS[1..n]?

Filter Statistics

Line Utilization

:SENSe:DATA:TELecom:ETHernet:FILTer:FRAMe:UTILization?

Ethernet BW

:SENSe:DATA:TELecom:ETHernet:FILTer:FRAMe:BANDwidth?

Frame Rate

:SENSe:DATA:TELecom:ETHernet:FILTer:FRAMe:RATE?

Frame Count

:SENSe:DATA:TELecom:ETHernet:FILTer:FRAMe:COUNt?

Error Count

:SENSe:DATA:TELecom:ETHernet:FILTer:STATistics?

FlexE Advanced

RX Skew
:FETCh:DATA:TELecom:FETHernet:PHY:SKEW:RX?

RX PHY
:FETCh:DATA:TELecom:FETHernet:GROup:PNUMber:RX?

Alarms/Errors
Refer to *PHYs (FlexE - Group)* on page 228.

Reset/Manual Skew button
Refer to *Reset/Manual Skew* on page 411.

PHY Skew Alarm Threshold (ns)
:SOURce:DATA:TELecom:FETHernet:PHY:SKEW:THReshold
:SOURce:DATA:TELecom:FETHernet:PHY:SKEW:THReshold?
Default
:SOURce:DATA:TELecom:FETHernet:PHY:SKEW:THReshold:RESet

OH BERT

OH BERT

:SOURce:DATA:TELecom:OTN:GCC:OBERt
:SOURce:DATA:TELecom:OTN:GCC:OBERt?

Mode

:SOURce:DATA:TELecom:OTN:GCC:MODE
:SOURce:DATA:TELecom:OTN:GCC:MODE?

Invert PRBS15 Pattern

:SOURce:DATA:TELecom:OTN:GCC:PATtern:POLarity
:SOURce:DATA:TELecom:OTN:GCC:PATtern:POLarity?

OTUx/ODUx

Check boxes:
:SOURce:DATA:TELecom:OTN:GCC:ENAble
:SOURce:DATA:TELecom:OTN:GCC:ENAble?

Current/history status:
:FETCh:DATA:TELecom:OTN:GCC:ERRor:HISTory?
:FETCh:DATA:TELecom:OTN:GCC:ERRor:CURRent?

BERT

Pattern Loss
:FETCh:DATA:TELecom:OTN:GCC:ALARm:HISTory?
:FETCh:DATA:TELecom:OTN:GCC:ALARm:CURRent?
:FETCh:DATA:TELecom:OTN:GCC:ALARm:SEConds?

Bit Error
:FETCh:DATA:TELecom:OTN:GCC:ERRor:HISTory?
:FETCh:DATA:TELecom:OTN:GCC:ERRor:CURRent?

:FETCh:DATA:TELecom:OTN:GCC:ERRor:SEConds?
:FETCh:DATA:TELecom:OTN:GCC:ERRor:COUNt?
:FETCh:DATA:TELecom:OTN:GCC:ERRor:RATE?

Bit Error

:SOURce:DATA:TELecom:OTN:GCC:ERRor:MANual:INJect

Reset

:SOURce:DATA:TELecom:OTN:GCC:RESet

GMP

TX Cm
:FETCh:DATA:TELecom:OTN:ODU[1..n]:GMP:TX:CMSTatus?

TX CnD
:FETCh:DATA:TELecom:OTN:ODU[1..n]:GMP:TX:CNDStatus?

RX Cm
:FETCh:DATA:TELecom:OTN:ODU[1..n]:GMP:RX:CMSTatus?

RX CnD
:FETCh:DATA:TELecom:OTN:ODU[1..n]:GMP:RX:CNDStatus?

OH - GFP-F/GFP-T

TX

PTI
:SOURce:DATA:TELecom:GFP:OH:THEader:PTI
:SOURce:DATA:TELecom:GFP:OH:THEader:PTI?

PFI
:SOURce:DATA:TELecom:GFP:OH:THEader:PFI
:SOURce:DATA:TELecom:GFP:OH:THEader:PFI?

EXI
:SOURce:DATA:TELecom:GFP:OH:THEader:EXI
:SOURce:DATA:TELecom:GFP:OH:THEader:EXI?

UPI
:SOURce:DATA:TELecom:GFP:OH:THEader:UPI
:SOURce:DATA:TELecom:GFP:OH:THEader:UPI?

CID
:SOURce:DATA:TELecom:GFP:OH:EHEader:CID
:SOURce:DATA:TELecom:GFP:OH:EHEader:CID?

Spare
:SOURce:DATA:TELecom:GFP:OH:EHEader:SPARe
:SOURce:DATA:TELecom:GFP:OH:EHEader:SPARe?

Default All OH
:SOURce:DATA:TELecom:GFP:OH:RESTore:DEFault

Default (per TX overhead byte)
:SOURce:DATA:TELecom:GFP:OH:DEFault

RX

Client Data
:FETCh:DATA:TELecom:GFP:OH:DFRames?

Client Management
:FETCh:DATA:TELecom:GFP:OH:MFRames?

Reserved PTI
:FETCh:DATA:TELecom:GFP:OH:RPTiframes?

OH - OTN

OTU

:SOURce:DATA:TELecom:OTN:OH:OTU[1..n]:OVERhead
:SOURce:DATA:TELecom:OTN:OH:OTU[1..n]:OVERhead?
:SENSe:DATA:TELecom:OTN:OH:OTU[1..n]:OVERhead?

:SOURce:DATA:TELecom:OTN:OH:OTU[1..n]:E[1..n]:OVERhead
:SOURce:DATA:TELecom:OTN:OH:OTU[1..n]:E[1..n]:OVERhead?
:SENSe:DATA:TELecom:OTN:OH:OTU[1..n]:E[1..n]:OVERhead?

:SOURce:DATA:TELecom:OTN:OH:OTU[1..n]:F:OVERhead
:SOURce:DATA:TELecom:OTN:OH:OTU[1..n]:F:OVERhead?
:SENSe:DATA:TELecom:OTN:OH:OTU[1..n]:F:OVERhead?

ODU

:SOURce:DATA:TELecom:OTN:OH:ODU[1..n]:OVERhead
:SOURce:DATA:TELecom:OTN:OH:ODU[1..n]:OVERhead?
:SENSe:DATA:TELecom:OTN:OH:ODU[1..n]:OVERhead?

:SOURce:DATA:TELecom:OTN:OH:ODU[1..n]:E[1..n]:OVERhead
:SOURce:DATA:TELecom:OTN:OH:ODU[1..n]:E[1..n]:OVERhead?
:SENSe:DATA:TELecom:OTN:OH:ODU[1..n]:E[1..n]:OVERhead?

:SOURce:DATA:TELecom:OTN:OH:ODU[1..n]:F:OVERhead
:SOURce:DATA:TELecom:OTN:OH:ODU[1..n]:F:OVERhead?
:SENSe:DATA:TELecom:OTN:OH:ODU[1..n]:F:OVERhead?

OPU

:SOURce:DATA:TELecom:OTN:OH:OPU[1..n]:OVERhead
:SOURce:DATA:TELecom:OTN:OH:OPU[1..n]:OVERhead?
:SENSe:DATA:TELecom:OTN:OH:OPU[1..n]:OVERhead?
:SOURce:DATA:TELecom:OTN:OH:OPU[1..n]:PSI
:SOURce:DATA:TELecom:OTN:OH:OPU[1..n]:PSI?
:SENSe:DATA:TELecom:OTN:OH:OPU[1..n]:PSI?

:SOURce:DATA:TELecom:OTN:OH:OPU[1..n]:E:OVERhead
:SOURce:DATA:TELecom:OTN:OH:OPU[1..n]:E:OVERhead?
:SENSe:DATA:TELecom:OTN:OH:OPU[1..n]:E:OVERhead?

:SOURce:DATA:TELecom:OTN:OH:OPU[1..n]:E:PSI
:SOURce:DATA:TELecom:OTN:OH:OPU[1..n]:E:PSI?
:SENSe:DATA:TELecom:OTN:OH:OPU[1..n]:E:PSI?

:SOURce:DATA:TELecom:OTN:OH:OPU[1..n]:F:OVERhead
:SOURce:DATA:TELecom:OTN:OH:OPU[1..n]:F:OVERhead?
:SENSe:DATA:TELecom:OTN:OH:OPU[1..n]:F:OVERhead?
:SOURce:DATA:TELecom:OTN:OH:OPU[1..n]:F:PSI
:SOURce:DATA:TELecom:OTN:OH:OPU[1..n]:F:PSI?
:SENSe:DATA:TELecom:OTN:OH:OPU[1..n]:F:PSI?

Default OTN OH
:SOURce:DATA:TELecom:OTN:OH:REStore:DEFault

:SOURce:DATA:TELecom:OTN:OH:ODU[1..n]:E[1..n]:DEFault

:SOURce:DATA:TELecom:OTN:OH:OTU[1..n]:F:DEFault
:SOURce:DATA:TELecom:OTN:OH:ODU[1..n]:F:DEFault

OH - SONET/SDH

TX

Section
:SOURce:DATA:TELecom:SONet:OH:SECTion:OVERhead
:SOURce:DATA:TELecom:SONet:OH:SECTion:OVERhead?
:SOURce:DATA:TELecom:SONet:OH:SECTion:OVERhead:DEFault

Line
:SOURce:DATA:TELecom:SONet:OH:LINE:OVERhead
:SOURce:DATA:TELecom:SONet:OH:LINE:OVERhead?
:SOURce:DATA:TELecom:SONet:OH:LINE:OVERhead:DEFault

RS
:SOURce:DATA:TELecom:SDH:OH:RS:OVERhead[1..n]
:SOURce:DATA:TELecom:SDH:OH:RS:OVERhead[1..n]?
:SOURce:DATA:TELecom:SDH:OH:RS:OVERhead[1..n]:DEFault

MS
:SOURce:DATA:TELecom:SDH:OH:MS:OVERhead[1..n]
:SOURce:DATA:TELecom:SDH:OH:MS:OVERhead[1..n]?
:SOURce:DATA:TELecom:SDH:OH:MS:OVERhead[1..n]:DEFault

STS/AU
:SOURce:DATA:TELecom:SDHSonet:OH:HOP:OVERhead
:SOURce:DATA:TELecom:SDHSonet:OH:HOP:OVERhead?
:SOURce:DATA:TELecom:SDHSonet:OH:HOP:OVERhead:DEFault

VT/TU
:SOURce:DATA:TELecom:SDHSonet:OH:LOP:OVERhead
:SOURce:DATA:TELecom:SDHSonet:OH:LOP:OVERhead?
:SOURce:DATA:TELecom:SDHSonet:OH:LOP:OVERhead:DEFault

TU3
:SOURce:DATA:TELecom:SDHSonet:OH:LOPTu:OVERhead
:SOURce:DATA:TELecom:SDHSonet:OH:LOPTu:OVERhead?
:SOURce:DATA:TELecom:SDHSonet:OH:LOPTu:OVERhead:DEFault

Disable all Overwrites
:SOURce:DATA:TELecom:SDHSonet:OH:DISable:OVERwrite

Default All OH
:SOURce:DATA:TELecom:SDHSonet:OH:REStore:DEFault

RX

Section/RS
:SENSe:DATA:TELecom:SONet:OH:SECTion:OVERhead?

Line/MS
:SENSe:DATA:TELecom:SONet:OH:LINE:OVERhead?

RS
:SENSe:DATA:TELecom:SDH:OH:RS:OVERhead[1..n]?

MS
:SENSe:DATA:TELecom:SDH:OH:MS:OVERhead[1..n]?

STS/AU
:SENSe:DATA:TELecom:SDHSonet:OH:HOP:OVERhead?

VT/TU
:SENSe:DATA:TELecom:SDHSonet:OH:LOP:OVERhead?
TU3
:SENSe:DATA:TELecom:SDHSonet:OH:LOPTu:OVERhead?

OH - FlexE

Default FlexE OH
NEW *:SOURce:DATA:TELecom:FETHernet:OH:DEFault*

Block 1

SH
NEW *:SOURce:DATA:TELecom:FETHernet:OH:DEFault:BYTE?*
NEW *:SENSe:DATA:TELecom:FETHernet:OH:BYTE?*

Type
NEW *:SOURce:DATA:TELecom:FETHernet:OH:DEFault:BYTE?*
NEW *:SENSe:DATA:TELecom:FETHernet:OH:BYTE?*

C
:SOURce:DATA:TELecom:FETHernet:GROup:CALendar
:SOURce:DATA:TELecom:FETHernet:GROup:CALendar?
NEW *:SENSe:DATA:TELecom:FETHernet:OH?*

RPF
NEW *:SOURce:DATA:TELecom:FETHernet:OH:RPF?*
NEW *:SENSe:DATA:TELecom:FETHernet:OH:BYTE?*

Res
NEW *:SOURce:DATA:TELecom:FETHernet:OH:REServed*
NEW *:SOURce:DATA:TELecom:FETHernet:OH:REServed?*
NEW *:SENSe:DATA:TELecom:FETHernet:OH:REServed?*

Group
NEW *:SENSe:DATA:TELecom:FETHernet:OH:BYTE?*

O Code
NEW *:SOURce:DATA:TELecom:FETHernet:OH:DEFault:BYTE?*
NEW *:SENSe:DATA:TELecom:FETHernet:OH:BYTE?*

000_0000 Code
NEW *:SOURce:DATA:TELecom:FETHernet:OH:OXO?*
NEW *:SENSe:DATA:TELecom:FETHernet:OH:BYTE?*

Block 2

SH
NEW *:SOURce:DATA:TELecom:FETHernet:OH:DEFault:BYTE?*
NEW *:SENSe:DATA:TELecom:FETHernet:OH:BYTE?*

C
:SOURce:DATA:TELecom:FETHernet:GROup:CALendar
:SOURce:DATA:TELecom:FETHernet:GROup:CALendar?
NEW *:SENSe:DATA:TELecom:FETHernet:OH?*

PHY Map
NEW *:SOURce:DATA:TELecom:FETHernet:OH:PHY:MAP?*
NEW *:SENSe:DATA:TELecom:FETHernet:OH:PHY:MAP?*

PHY Number
NEW *:SENSe:DATA:TELecom:FETHernet:OH:BYTE?*

Reserved
NEW *:SOURce:DATA:TELecom:FETHernet:OH:BYTE*
NEW *:SOURce:DATA:TELecom:FETHernet:OH:BYTE?*
NEW *:SENSe:DATA:TELecom:FETHernet:OH:BYTE?*

Block 3

SH
NEW *:SOURce:DATA:TELecom:FETHernet:OH:DEFault:BYTE?*
NEW *:SENSe:DATA:TELecom:FETHernet:OH:BYTE?*

C
:SOURce:DATA:TELecom:FETHernet:GROup:CALendar
:SOURce:DATA:TELecom:FETHernet:GROup:CALendar?
NEW *:SENSe:DATA:TELecom:FETHernet:OH?*

Client Calendar
For TX refer to *FlexE Calendar*.
NEW *:SENSe:DATA:TELecom:FETHernet:OH:CLIent:CALendar?*

CR / CA
NEW *:SOURce:DATA:TELecom:FETHernet:OH*
NEW *:SOURce:DATA:TELecom:FETHernet:OH?*
NEW *:SENSe:DATA:TELecom:FETHernet:OH?*

Reserved
NEW *:SOURce:DATA:TELecom:FETHernet:OH:BYTE*
NEW *:SOURce:DATA:TELecom:FETHernet:OH:BYTE?*
NEW *:SENSe:DATA:TELecom:FETHernet:OH:BYTE?*

CRC-16
NEW *:SENSe:DATA:TELecom:FETHernet:OH:BYTE?*

Block 4-5

SH / Management Channel-Section
NEW *:SOURce:DATA:TELecom:FETHernet:OH:BYTE*
NEW *:SOURce:DATA:TELecom:FETHernet:OH:BYTE?*
NEW *:SENSe:DATA:TELecom:FETHernet:OH:BYTE?*

Block 6-7-8

SH / Management Channel-Shim to Shim
NEW *:SOURce:DATA:TELecom:FETHernet:OH:BYTE*
NEW *:SOURce:DATA:TELecom:FETHernet:OH:BYTE?*
NEW *:SENSe:DATA:TELecom:FETHernet:OH:BYTE?*

Packet Capture

Capture Source
:SOURce:DATA:TELecom:CAPTure:FILTer:TYPE
:SOURce:DATA:TELecom:CAPTure:FILTer:TYPE?

Frame Length

Complete/Truncated
:SOURce:DATA:TELecom:CAPTure:FRAMe:SIZE
:SOURce:DATA:TELecom:CAPTure:FRAMe:SIZE?

Bytes
:SOURce:DATA:TELecom:CAPTure:BYTE
:SOURce:DATA:TELecom:CAPTure:BYTE?

Trigger

Trigger Type
:SOURce:DATA:TELecom:CAPTure:TSOurce
:SOURce:DATA:TELecom:CAPTure:TSOurce?

On Error (error selection)
:SOURce:DATA:TELecom:CAPTure:TSOurce:TYPE
:SOURce:DATA:TELecom:CAPTure:TSOurce:TYPE?

Trigger Position
:SOURce:DATA:TELecom:CAPTure:TRIGger
:SOURce:DATA:TELecom:CAPTure:TRIGger?

Status and Controls

Capture
:SOURce:DATA:TELecom:ETHernet:GLOBal:CONTrol
:SOURce:DATA:TELecom:ETHernet:GLOBal:CONTrol?

Capture Status
:FETCh:DATA:TELecom:ETHernet:STATus?

Frame Count
:FETCh:DATA:TELecom:ETHernet:FRAMe:COUNt?

Buffer Usage
:FETCh:DATA:TELecom:ETHernet:BUFFer:UTILization?

Triggered Error
:FETCh:DATA:TELecom:ETHernet:TRIGger:ERRor?

Triggered Frame
:FETCh:DATA:TELecom:ETHernet:CFG:STATus?

Ping & Trace Route

Source IP Address
:SOURce:DATA:TELecom:PING:CONFig:ADDRess:SOURce:IP?
:SOURce:DATA:TELecom:PING:CONFig:STReam:INDex
:SOURce:DATA:TELecom:PING:CONFig:STReam:INDex?
:SOURce:DATA:TELecom:PING:CONFig:ADDRess:IPVersion:SOURce?

Destination IP Address
:SOURce:DATA:TELecom:PING:CONFig:ADDRess:DESTination:IP
:SOURce:DATA:TELecom:PING:CONFig:ADDRess:DESTination:IP?
:SOURce:DATA:TELecom:PING:CONFig:ADDRess:IPVersion:DESTination
:SOURce:DATA:TELecom:PING:CONFig:ADDRess:IPVersion:DESTination?

Use Stream
:SOURce:DATA:TELecom:PING:CONFig:ADDRess:DESTination:IP:USTReam
:SOURce:DATA:TELecom:PING:CONFig:ADDRess:DESTination:IP:USTReam?

Ping

Ping button
:SOURce:DATA:TELecom:PING:SETup:RUN
:SOURce:DATA:TELecom:PING:SETup:RUN?

Timeout
:SOURce:DATA:TELecom:PING:CONFig:TOUT
:SOURce:DATA:TELecom:PING:CONFig:TOUT?

Delay
:SOURce:DATA:TELecom:PING:CONFig:DELay
:SOURce:DATA:TELecom:PING:CONFig:DELay?

Data Size
:SOURce:DATA:TELecom:PING:CONFig:DSIZe
:SOURce:DATA:TELecom:PING:CONFig:DSIZe?

TTL
:SOURce:DATA:TELecom:PING:CONFig:TTL
:SOURce:DATA:TELecom:PING:CONFig:TTL?

IP TOS/DS
:SOURce:DATA:TELecom:PING:CONFig:TOS
:SOURce:DATA:TELecom:PING:CONFig:TOS?

Attempts
Continuous
:SOURce:DATA:TELecom:PING:CONFig:CONTinuous
:SOURce:DATA:TELecom:PING:CONFig:CONTinuous?
n-Attempt
:SOURce:DATA:TELecom:PING:CONFig:ATTempts
:SOURce:DATA:TELecom:PING:CONFig:ATTempts?

Flow Label
:SOURce:DATA:TELecom:PING:CONFig:FLABel
:SOURce:DATA:TELecom:PING:CONFig:FLABel?

Trace Route

Trace Route button
:SOURce:DATA:TELecom:TRACe:CONFig:RUN
:SOURce:DATA:TELecom:TRACe:CONFig:RUN?

Timeout
:SOURce:DATA:TELecom:TRACe:CONFig:TOUT
:SOURce:DATA:TELecom:TRACe:CONFig:TOUT?

Max Hop Count
:SOURce:DATA:TELecom:TRACe:CONFig:HCOunt
:SOURce:DATA:TELecom:TRACe:CONFig:HCOunt?

Results

Ping
:FETCh:DATA:TELecom:PING:STATistics:RESults?
Trace Route
:FETCh:DATA:TELecom:TRACe:STATistics:RESults?

Statistics

Packets Transmitted
Ping
:FETCh:DATA:TELecom:PING:STATistics:TX?
Trace Route
:FETCh:DATA:TELecom:TRACe:STATistics:TX?

Packets Received
Ping
:FETCh:DATA:TELecom:PING:STATistics:RX?
Trace Route
:FETCh:DATA:TELecom:TRACe:STATistics:TX?

Percentage Lost
:FETCh:DATA:TELecom:PING:STATistics:LOST?

Min Round Trip Time
:FETCh:DATA:TELecom:PING:STATistics:MINimum?

Max Round Trip Time
:FETCh:DATA:TELecom:PING:STATistics:MAXimum?

Avg. Round Trip Time
:FETCh:DATA:TELecom:PING:STATistics:AVERage?

Pointer Adjustment

TX Pointer Adjustment - Manual

Pointer Value
:SOURce:DATA:TELecom:SDHSonet:HOP:POINter:VALue?
:SOURce:DATA:TELecom:SDHSonet:LOP:POINter:VALue?

Step
Increment Value
:SOURce:DATA:TELecom:SDHSonet:HOP:POINter:INCRement:SIZE
:SOURce:DATA:TELecom:SDHSonet:HOP:POINter:INCRement:SIZE?
:SOURce:DATA:TELecom:SDHSonet:LOP:POINter:INCRement:SIZE
:SOURce:DATA:TELecom:SDHSonet:LOP:POINter:INCRement:SIZE?
Increment button
:SOURce:DATA:TELecom:SDHSonet:HOP:POINter:INCRement
:SOURce:DATA:TELecom:SDHSonet:LOP:POINter:INCRement
Decrement Value
:SOURce:DATA:TELecom:SDHSonet:HOP:POINter:DECRement:SIZE
:SOURce:DATA:TELecom:SDHSonet:HOP:POINter:DECRement:SIZE?
:SOURce:DATA:TELecom:SDHSonet:LOP:POINter:DECRement:SIZE
:SOURce:DATA:TELecom:SDHSonet:LOP:POINter:DECRement:SIZE?
Decrement button
:SOURce:DATA:TELecom:SDHSonet:HOP:POINter:DECRement
:SOURce:DATA:TELecom:SDHSonet:LOP:POINter:DECRement

Jump
New Pointer
:SOURce:DATA:TELecom:SDHSonet:HOP:POINter:NEW:VALue
:SOURce:DATA:TELecom:SDHSonet:HOP:POINter:NEW:VALue?
:SOURce:DATA:TELecom:SDHSonet:LOP:POINter:NEW:VALue
:SOURce:DATA:TELecom:SDHSonet:LOP:POINter:NEW:VALue?
Inject button
:SOURce:DATA:TELecom:SDHSonet:HOP:POINter:NEW
:SOURce:DATA:TELecom:SDHSonet:LOP:POINter:NEW
New Data Flag

:SOURce:DATA:TELecom:SDHSonet:HOP:POINter:NEW:FLAG
:SOURce:DATA:TELecom:SDHSonet:HOP:POINter:NEW:FLAG?
:SOURce:DATA:TELecom:SDHSonet:LOP:POINter:NEW:FLAG
:SOURce:DATA:TELecom:SDHSonet:LOP:POINter:NEW:FLAG?

TX Pointer Adjustment - Sequence

Sequence
:SOURce:DATA:TELecom:SDHSonet:SEQuence:POINter:PATTern
:SOURce:DATA:TELecom:SDHSonet:SEQuence:POINter:PATTern?

Increment/Decrement selection
:SOURce:DATA:TELecom:SDHSonet:SEQuence:POINter:TYPE
:SOURce:DATA:TELecom:SDHSonet:SEQuence:POINter:TYPE?

Periodic
:SOURce:DATA:TELecom:SDHSonet:SEQuence:POINter:PERiodic:STATus
:SOURce:DATA:TELecom:SDHSonet:SEQuence:POINter:PERiodic:STATus?

Init-Cool
:SOURce:DATA:TELecom:SDHSonet:SEQuence:POINter:INITcool:STATus
:SOURce:DATA:TELecom:SDHSonet:SEQuence:POINter:INITcool:STATus?

Sequence value
:SOURce:DATA:TELecom:SDHSonet:SEQuence:POINter:TIMeline:VALUe
:SOURce:DATA:TELecom:SDHSonet:SEQuence:POINter:TIMeline:VALUe?

Sequence button
:SOURce:DATA:TELecom:SDHSonet:SEQuence:POINter
:SOURce:DATA:TELecom:SDHSonet:SEQuence:POINter?

Pointer Value
:FETCh:DATA:TELecom:SDHSonet:SEQuence:POINter:VALue?

Status
:FETCh:DATA:TELecom:SDHSonet:SEQuence:POINter:STATus?

RX Pointer Adjustment

Pointer Value
:FETCh:DATA:TELecom:SDHSonet:HOP:POINter:VALue?
:FETCh:DATA:TELecom:SDHSonet:LOP:POINter:VALue?

Cumulative Offset
:FETCh:DATA:TELecom:SDHSonet:HOP:POINter:OFFSet?
:FETCh:DATA:TELecom:SDHSonet:LOP:POINter:OFFSet?

Ptr. Incr.
:FETCh:DATA:TELecom:SDHSonet:HOP:POINter:INCRement:COUNt?
:FETCh:DATA:TELecom:SDHSonet:HOP:POINter:INCRement:SEConds?
:FETCh:DATA:TELecom:SDHSonet:LOP:POINter:INCRement:COUNt?
:FETCh:DATA:TELecom:SDHSonet:LOP:POINter:INCRement:SEConds?

Ptr. Decr.
:FETCh:DATA:TELecom:SDHSonet:HOP:POINter:DECRement:COUNt?
:FETCh:DATA:TELecom:SDHSonet:HOP:POINter:DECRement:SEConds?
:FETCh:DATA:TELecom:SDHSonet:LOP:POINter:DECRement:COUNt?
:FETCh:DATA:TELecom:SDHSonet:LOP:POINter:DECRement:SEConds?

NDF
:FETCh:DATA:TELecom:SDHSonet:HOP:POINter:NDF:COUNt?
:FETCh:DATA:TELecom:SDHSonet:HOP:POINter:NDF:SEConds?
:FETCh:DATA:TELecom:SDHSonet:LOP:POINter:NDF:COUNt?
:FETCh:DATA:TELecom:SDHSonet:LOP:POINter:NDF:SEConds?

No NDF
:FETCh:DATA:TELecom:SDHSonet:HOP:POINter:NNDF:COUNt?
:FETCh:DATA:TELecom:SDHSonet:HOP:POINter:NNDF:SEConds?
:FETCh:DATA:TELecom:SDHSonet:LOP:POINter:NNDF:COUNt?
:FETCh:DATA:TELecom:SDHSonet:LOP:POINter:NNDF:SEConds?

RTD

Mode
:SENSe:DATA:TELecom:RTD:MODE
:SENSe:DATA:TELecom:RTD:MODE?

Measure Delay button
:SENSe:DATA:TELecom:RTD
:SENSe:DATA:TELecom:RTD?

Status
:FETCh:DATA:TELecom:RTD:DELay:STATus?

Reset button
:SENSe:DATA:TELecom:RTD:RESet

Delay
:FETCh:DATA:TELecom:RTD:DELay:LAST?
:FETCh:DATA:TELecom:RTD:DELay:MINimum?
:FETCh:DATA:TELecom:RTD:DELay:MAXimum?
:FETCh:DATA:TELecom:RTD:DELay:AVERage?

Count
:FETCh:DATA:TELecom:RTD:COUNt:SUCCessful?
:FETCh:DATA:TELecom:RTD:COUNt:FAILed?

RTD/RTT (CPRI Framed L2)

Round Trip Delay (CPRI)

Delay T14
:SENSe:DATA:TELecom:CPRI:RTD:DELay:LAST?
:SENSe:DATA:TELecom:CPRI:RTD:DELay:MINimum?
:SENSe:DATA:TELecom:CPRI:RTD:DELay:MAXimum?
:SENSe:DATA:TELecom:CPRI:RTD:DELay:AVERage?

Cable Delay
:SENSe:DATA:TELecom:CPRI:RTD:CABLe:LAST?
:SENSe:DATA:TELecom:CPRI:RTD:CABLe:MINimum?
:SENSe:DATA:TELecom:CPRI:RTD:CABLe:MAXimum?
:SENSe:DATA:TELecom:CPRI:RTD:CABLe:AVERage?

Remote Radio Head - Toffset
:SOURce:DATA:TELecom:CPRI:RTD:TOFFset
:SOURce:DATA:TELecom:CPRI:RTD:TOFFset?

Round Trip Time (OBSAI)

RTT
:FETCh:DATA:TELecom:CPRI:OBSai:RTT?

Propagation Delay
:FETCh:DATA:TELecom:CPRI:OBSai:PROPdelay?

Delay Δ1,2
:FETCh:DATA:TELecom:CPRI:OBSai:IDELay?

S-OAM Link Trace

Link Trace

Priority
:SENSe:DATA:TELecom:SOAM:LINK:TRACe:PRIority
:SENSe:DATA:TELecom:SOAM:LINK:TRACe:PRIority?

Drop Eligible
:SENSe:DATA:TELecom:SOAM:LINK:TRACe:DROP:ELIGible
:SENSe:DATA:TELecom:SOAM:LINK:TRACe:DROP:ELIGible?

TTL
:SENSe:DATA:TELecom:SOAM:LINK:TRACe:TTL
:SENSe:DATA:TELecom:SOAM:LINK:TRACe:TTL?

Link Trace button
:SENSe:DATA:TELecom:SOAM:LINK:TRACe:ENABle
:SENSe:DATA:TELecom:SOAM:LINK:TRACe:ENABle?

Result

Table
:FETCh:DATA:TELecom:SOAM:LINK:TRACe:RESult?

TX LTM
:FETCh:DATA:TELecom:SOAM:LINK:TRACe:RESult:TX:LTM?

RX LTR
:FETCh:DATA:TELecom:SOAM:LINK:TRACe:RESult:RX:LTR?

LTR Timeout
:FETCh:DATA:TELecom:SOAM:LINK:TRACe:RESult:LTR:TIMeout?

Invalid LTR
:FETCh:DATA:TELecom:SOAM:LINK:TRACe:RESult:INValid:LTR?

Last Link Trace Status
:FETCh:DATA:TELecom:SOAM:LINK:TRACe:STATus?

Signaling Bits

TX Signaling

Signaling Mode
:SOURce:DATA:TELecom:DS[1..n]:SIGNaling:MODE
:SOURce:DATA:TELecom:DS[1..n]:SIGNaling:MODE?

ABCD
:SOURce:DATA:TELecom:DS[1..n]:SIGNaling:CONTent
:SOURce:DATA:TELecom:DS[1..n]:SIGNaling:CONTent?
:SOURce:DATA:TELecom:E[1..n]:SIGNaling:CONTent
:SOURce:DATA:TELecom:E[1..n]:SIGNaling:CONTent?

RX Signaling

ABCD
:FETCh:DATA:TELecom:DSN:SIGNalbit:VALue?
:FETCh:DATA:TELecom:PDH:SIGNalbit:VALue?

Spare Bits

TX

:SOURce:DATA:TELecom:PDH:E[1..n]:SPARbit:VALues
:SOURce:DATA:TELecom:PDH:E[1..n]:SPARbit:VALues?

RX

:FETCh:DATA:TELecom:PDH:E[1..n]:SPARbit:VALues?

Traffic Scan

Scan button
:SOURce:DATA:TELecom:TSCan:SCAN:ENABle
:SOURce:DATA:TELecom:TSCan:SCAN:ENABle?

Level
:SOURce:DATA:TELecom:TSCan:LEVel:TYPE
:SOURce:DATA:TELecom:TSCan:LEVel:TYPE?

Link Rate
:FETCh:DATA:TELecom:TSCan:LINK:RATE?

Limit Reached
:FETCh:DATA:TELecom:TSCan:LREached:STATus?

Discovered
:FETCh:DATA:TELecom:TSCan:DISCovered?

Result table
:FETCh:DATA:TELecom:TSCan:LIST?
Total Frame Count
:FETCh:DATA:TELecom:TSCan:STATistics:FCOunt:TOTal?
Total Rate
:FETCh:DATA:TELecom:TSCan:STATistics:RATE:TOTal?

8 SCPI Command List - Pop-Up

Note: *The symbol || precedes a parallel interface command when a different command is used for a serial interface.*

Note: *For **Dual Port** topology or multi-port test (FlexE/FlexO) use the following command to select the port for subsequent commands/queries:*
:SOURce:DATA:TELecom:PORT

List of Pop-Up

Bulk Read on page 383

Config TCM on page 384
Configure Per Frame Size on page 385
Copy Service on page 386
Copy Stream on page 387

DS1 Loopback on page 388

Filter Configuration on page 389
FlexE Calendar on page 394

Grand Master Information on page 395

IPv6 Address Configuration on page 396

Laser ON/OFF Button on page 399

Manual Mapping on page 400
Manual Skew on page 401
Modify DS0 on page 402
Modify Frame Structure on page 404
Modify Tributary Slots/Port on page 406
Modify Trib Slots/Channels (Multi-Channel OTN) on page 407
Modify Wavelength on page 408

Profile (Services) on page 409
Profile (Stream) on page 410

Reset/Manual Skew on page 411

Shaping on page 412
Stream (Summary) on page 413

Thresholds (FEC Degraded SER) on page 414
Thresholds (RFC 2544) on page 415
Thresholds (S-OAM) on page 416
TOS/DS Configuration on page 417
Triggered Frame Details on page 418

Bulk Read

:SOURce:DATA:TELecom:MDIO:BULK:READ
:FETCh:DATA:TELecom:MDIO:BULK:READ:INFormation?

Bulk Write

Page Select
:SOURce:DATA:TELecom:MDIO:BULK:WRITe:PGSelect
:SOURce:DATA:TELecom:MDIO:BULK:WRITe:PGSelect?

Address
:SOURce:DATA:TELecom:MDIO:BULK:WRITe:ADDRess
:SOURce:DATA:TELecom:MDIO:BULK:WRITe:ADDRess?

Data
:SOURce:DATA:TELecom:MDIO:BULK:WRITe:DATA
:SOURce:DATA:TELecom:MDIO:BULK:WRITe:DATA?

Bulk Write button
:SOURce:DATA:TELecom:MDIO:BULK:WRITe

Default button
:SOURce:DATA:TELecom:MDIO:BULK:WRITe:DEFault

Config TCM

TCM
:SOURce:DATA:TELecom:OTN:ODU[1..n]:CONFig:TCM[1..n]
:SOURce:DATA:TELecom:OTN:ODU[1..n]:CONFig:TCM[1..n]?
:SOURce:DATA:TELecom:OTN:ODU[1..n]:E[1..n]:CONFig:TCM[1..n]
:SOURce:DATA:TELecom:OTN:ODU[1..n]:E[1..n]:CONFig:TCM[1..n]?
:SOURce:DATA:TELecom:OTN:ODU[1..n]:F:CONFig:TCM[1..n]
:SOURce:DATA:TELecom:OTN:ODU[1..n]:F:CONFig:TCM[1..n]?

Configure Per Frame Size

Max Rate

:SOURce:DATA:TELecom:ETHernet:RFC:LATency:MAXRate[1..n]
:SOURce:DATA:TELecom:ETHernet:RFC:LATency:MAXRate[1..n]?
:SOURce:DATA:TELecom:ETHernet:RFC:LATency:MAXRate[1..n]:SETall
:SOURce:DATA:TELecom:ETHernet:RFC:LATency:MAXRate[1..n]:SETall?

All Frames

:SOURce:DATA:TELecom:ETHernet:RFC:LATency:ALL:FRAMe
:SOURce:DATA:TELecom:ETHernet:RFC:LATency:ALL:FRAMe?

Copy Service

:SOURce:DATA:TELecom:ETHernet:STReam:GLOBal:COPYstream

Copy Stream

:SOURce:DATA:TELecom:ETHernet:STReam:GLOBal:COPYstream

DS1 Loopback

Loop Code

:SOURce:DATA:TELecom:DS[1..n]:LOOP:CODE
:SOURce:DATA:TELecom:DS[1..n]:LOOP:CODE?

Loop-UP and Loop-Down buttons

:SOURce:DATA:TELecom:DS[1..n]:LOOP:CODE:INJect
:FETCh:DATA:TELecom:DS[1..n]:LOOP:UP?
:FETCh:DATA:TELecom:DS[1..n]:LOOP:DOWN?

Modify Loop Codes

Name
:SOURce:DATA:TELecom:DS[1..n]:LOOP:CODE:NAME?
:SOURce:DATA:TELecom:DS[1..n]:LOOP:CODE:NAME?

Loop-Up
:SOURce:DATA:TELecom:DS[1..n]:LOOP:UP
:SOURce:DATA:TELecom:DS[1..n]:LOOP:UP?

Loop-Down
:SOURce:DATA:TELecom:DS[1..n]:LOOP:DOWN
:SOURce:DATA:TELecom:DS[1..n]:LOOP:DOWN?

Filter Configuration

(
:SENSe:DATA:TELecom:ETHernet:FMATch:FILTer:BRACket:OPEN
:SENSe:DATA:TELecom:ETHernet:FMATch:FILTer:BRACket:OPEN?

Not
:SENSe:DATA:TELecom:ETHernet:FMATch:FILTer:OPERator:NOT
:SENSe:DATA:TELecom:ETHernet:FMATch:FILTer:OPERator:NOT?

Oper.
:SENSe:DATA:TELecom:ETHernet:FMATch:FILTer:OPERator
:SENSe:DATA:TELecom:ETHernet:FMATch:FILTer:OPERator?

)
:SENSe:DATA:TELecom:ETHernet:FMATch:FILTer:BRACket:CLOSe
:SENSe:DATA:TELecom:ETHernet:FMATch:FILTer:BRACket:CLOSe?

Filter
:SENSe:DATA:TELecom:ETHernet:FMATch:FILTer:TYPE
:SENSe:DATA:TELecom:ETHernet:FMATch:FILTer:TYPE?

Value and **Mask**
IPv4 Destination Address
:SENSe:DATA:TELecom:ETHernet:FMATch:FILTer:DESTination:IP
:SENSe:DATA:TELecom:ETHernet:FMATch:FILTer:DESTination:IP?
:SENSe:DATA:TELecom:ETHernet:FMATch:FILTer:MASK:DESTination:IP
:SENSe:DATA:TELecom:ETHernet:FMATch:FILTer:MASK:DESTination:IP?
IPv6 Destination Address
:SENSe:DATA:TELecom:ETHernet:FMATch:FILTer:DESTination:IPVersion
:SENSe:DATA:TELecom:ETHernet:FMATch:FILTer:DESTination:IPVersion
:SENSe:DATA:TELecom:ETHernet:FMATch:FILTer:MASK:DESTination:IPVersion
:SENSe:DATA:TELecom:ETHernet:FMATch:FILTer:MASK:DESTination:IPVersion?
MAC Destination Address
:SENSe:DATA:TELecom:ETHernet:FMATch:FILTer:DESTination:MAC
:SENSe:DATA:TELecom:ETHernet:FMATch:FILTer:DESTination:MAC?
:SENSe:DATA:TELecom:ETHernet:FMATch:FILTer:MASK:DESTination:MAC
:SENSe:DATA:TELecom:ETHernet:FMATch:FILTer:MASK:DESTination:MAC?

UDP Destination Port
:SENSe:DATA:TELecom:ETHernet:FMATch:FILTer:DESTination:UDP
:SENSe:DATA:TELecom:ETHernet:FMATch:FILTer:DESTination:UDP?
:SENSe:DATA:TELecom:ETHernet:FMATch:FILTer:MASK:DESTination:UDP
:SENSe:DATA:TELecom:ETHernet:FMATch:FILTer:MASK:DESTination:UDP?
TCP Destination Port
:SENSe:DATA:TELecom:ETHernet:FMATch:FILTer:DESTination:TCP
:SENSe:DATA:TELecom:ETHernet:FMATch:FILTer:DESTination:TCP?
:SENSe:DATA:TELecom:ETHernet:FMATch:FILTer:MASK:DESTination:TCP
:SENSe:DATA:TELecom:ETHernet:FMATch:FILTer:MASK:DESTination:TCP?
IPv4 DiffServ
:SENSe:DATA:TELecom:ETHernet:FMATch:FILTer:DSERvices
:SENSe:DATA:TELecom:ETHernet:FMATch:FILTer:DSERvices?
:SENSe:DATA:TELecom:ETHernet:FMATch:FILTer:MASK:DSERvices
:SENSe:DATA:TELecom:ETHernet:FMATch:FILTer:MASK:DSERvices?
IPv6 DiffServ
:SENSe:DATA:TELecom:ETHernet:FMATch:FILTer:DSERvices:IPVersion
:SENSe:DATA:TELecom:ETHernet:FMATch:FILTer:DSERvices:IPVersion?
:SENSe:DATA:TELecom:ETHernet:FMATch:FILTer:MASK:DSERvices:IPVersion
:SENSe:DATA:TELecom:ETHernet:FMATch:FILTer:MASK:DSERvices:IPVersion?
IPv4 Precedence
:SENSe:DATA:TELecom:ETHernet:FMATch:FILTer:PRECedence
:SENSe:DATA:TELecom:ETHernet:FMATch:FILTer:PRECedence?
:SENSe:DATA:TELecom:ETHernet:FMATch:FILTer:MASK:PRECedence
:SENSe:DATA:TELecom:ETHernet:FMATch:FILTer:MASK:PRECedence?
IPv6 Precedence
:SENSe:DATA:TELecom:ETHernet:FMATch:FILTer:PRECedence:IPVersion
:SENSe:DATA:TELecom:ETHernet:FMATch:FILTer:PRECedence:IPVersion?
:SENSe:DATA:TELecom:ETHernet:FMATch:FILTer:MASK:PRECedence:IPVersion
:SENSe:DATA:TELecom:ETHernet:FMATch:FILTer:MASK:PRECedence:IPVersion?
IPv6 Next Header
:SENSe:DATA:TELecom:ETHernet:FMATch:FILTer:NHEader:IPVersion
:SENSe:DATA:TELecom:ETHernet:FMATch:FILTer:NHEader:IPVersion?
:SENSe:DATA:TELecom:ETHernet:FMATch:FILTer:MASK:NHEader:IPVersion
:SENSe:DATA:TELecom:ETHernet:FMATch:FILTer:MASK:NHEader:IPVersion?

IPv6 Flow Label
:SENSe:DATA:TELecom:ETHernet:FMATch:FILTer:FLABel:IPVersion
:SENSe:DATA:TELecom:ETHernet:FMATch:FILTer:FLABel:IPVersion?
:SENSe:DATA:TELecom:ETHernet:FMATch:FILTer:MASK:FLABel:IPVersion
:SENSe:DATA:TELecom:ETHernet:FMATch:FILTer:MASK:FLABel:IPVersion?
IPv4 Source Address
:SENSe:DATA:TELecom:ETHernet:FMATch:FILTer:SOURce:IP
:SENSe:DATA:TELecom:ETHernet:FMATch:FILTer:SOURce:IP?
:SENSe:DATA:TELecom:ETHernet:FMATch:FILTer:MASK:SOURce:IP
:SENSe:DATA:TELecom:ETHernet:FMATch:FILTer:MASK:SOURce:IP?
IPv6 Souce Address
:SENSe:DATA:TELecom:ETHernet:FMATch:FILTer:SOURce:IPVersion
:SENSe:DATA:TELecom:ETHernet:FMATch:FILTer:SOURce:IPVersion?
:SENSe:DATA:TELecom:ETHernet:FMATch:FILTer:MASK:SOURce:IPVersion
:SENSe:DATA:TELecom:ETHernet:FMATch:FILTer:MASK:SOURce:IPVersion?
MAC Source Address
:SENSe:DATA:TELecom:ETHernet:FMATch:FILTer:SOURce:MAC
:SENSe:DATA:TELecom:ETHernet:FMATch:FILTer:SOURce:MAC?
:SENSe:DATA:TELecom:ETHernet:FMATch:FILTer:MASK:SOURce:MAC
:SENSe:DATA:TELecom:ETHernet:FMATch:FILTer:MASK:SOURce:MAC?
UDP Source Port
:SENSe:DATA:TELecom:ETHernet:FMATch:FILTer:SOURce:UDP
:SENSe:DATA:TELecom:ETHernet:FMATch:FILTer:SOURce:UDP?
:SENSe:DATA:TELecom:ETHernet:FMATch:FILTer:MASK:SOURce:UDP
:SENSe:DATA:TELecom:ETHernet:FMATch:FILTer:MASK:SOURce:UDP?
TCP Source Port
:SENSe:DATA:TELecom:ETHernet:FMATch:FILTer:SOURce:TCP
:SENSe:DATA:TELecom:ETHernet:FMATch:FILTer:SOURce:TCP?
:SENSe:DATA:TELecom:ETHernet:FMATch:FILTer:MASK:SOURce:TCP
:SENSe:DATA:TELecom:ETHernet:FMATch:FILTer:MASK:SOURce:TCP?
IPv4 TOS
:SENSe:DATA:TELecom:ETHernet:FMATch:FILTer:TOS
:SENSe:DATA:TELecom:ETHernet:FMATch:FILTer:TOS?
:SENSe:DATA:TELecom:ETHernet:FMATch:FILTer:MASK:TOS
:SENSe:DATA:TELecom:ETHernet:FMATch:FILTer:MASK:TOS?

IPV6 TOS
:SENSe:DATA:TELecom:ETHernet:FMATch:FILTer:TOS:IPVersion
:SENSe:DATA:TELecom:ETHernet:FMATch:FILTer:TOS:IPVersion?
:SENSe:DATA:TELecom:ETHernet:FMATch:FILTer:MASK:TOS:IPVersion
:SENSe:DATA:TELecom:ETHernet:FMATch:FILTer:MASK:TOS:IPVersion?
S-VLAN/E-VLAN/C-VLAN ID
:SENSe:DATA:TELecom:ETHernet:FMATch:FILTer:VLAN:ID
:SENSe:DATA:TELecom:ETHernet:FMATch:FILTer:VLAN:ID?
:SENSe:DATA:TELecom:ETHernet:FMATch:FILTer:MASK:VLAN:ID
:SENSe:DATA:TELecom:ETHernet:FMATch:FILTer:MASK:VLAN:ID?
S-VLAN/E-VLAN/C-VLAN Priority
:SENSe:DATA:TELecom:ETHernet:FMATch:FILTer:VLAN:PRIority
:SENSe:DATA:TELecom:ETHernet:FMATch:FILTer:VLAN:PRIority?
:SENSe:DATA:TELecom:ETHernet:FMATch:FILTer:MASK:VLAN:PRIority
:SENSe:DATA:TELecom:ETHernet:FMATch:FILTer:MASK:VLAN:PRIority?
IPv4 Protocol
:SENSe:DATA:TELecom:ETHernet:FMATch:FILTer:IPPRotocol
:SENSe:DATA:TELecom:ETHernet:FMATch:FILTer:IPPRotocol?
:SENSe:DATA:TELecom:ETHernet:FMATch:FILTer:MASK:IPPRotocol
:SENSe:DATA:TELecom:ETHernet:FMATch:FILTer:MASK:IPPRotocol?
EtherType
:SENSe:DATA:TELecom:ETHernet:FMATch:FILTer:ETHertype
:SENSe:DATA:TELecom:ETHernet:FMATch:FILTer:ETHertype?
:SENSe:DATA:TELecom:ETHernet:FMATch:FILTer:MASK:ETHertype
:SENSe:DATA:TELecom:ETHernet:FMATch:FILTer:MASK:ETHertype?
Frame Format
:SENSe:DATA:TELecom:ETHernet:FMATch:FILTer:FRAMe:FORMat
:SENSe:DATA:TELecom:ETHernet:FMATch:FILTer:FRAMe:FORMat
MPLS Label x
:SENSe:DATA:TELecom:ETHernet:FMATch:FILTer:MLABel[1..n]
:SENSe:DATA:TELecom:ETHernet:FMATch:FILTer:MLABel[1..n]?
:SENSe:DATA:TELecom:ETHernet:FMATch:FILTer:MASK:MLABel[1..n]
:SENSe:DATA:TELecom:ETHernet:FMATch:FILTer:MASK:MLABel[1..n]?

MPLS COS x
:SENSe:DATA:TELecom:ETHernet:FMATch:FILTer:MCOS[1..n]
:SENSe:DATA:TELecom:ETHernet:FMATch:FILTer:MCOS[1..n]?
:SENSe:DATA:TELecom:ETHernet:FMATch:FILTer:MASK:MCOS[1..n]
:SENSe:DATA:TELecom:ETHernet:FMATch:FILTer:MASK:MCOS[1..n]?

FlexE Calendar

Client Assignation
:SOURce:DATA:TELecom:FETHernet:CLIent:CALendar:CONFig?

Edit ID
:SOURce:DATA:TELecom:FETHernet:CLIent:CALendar:MCID

Add Client
:SOURce:DATA:TELecom:FETHernet:CLIent:CALendar:ACLient

Delete Client
:SOURce:DATA:TELecom:FETHernet:CLIent:CALendar:RCLient

Delete All
:SOURce:DATA:TELecom:FETHernet:CLIent:CALendar:DELete

Assign slots to client:
:SOURce:DATA:TELecom:FETHernet:CLIent:CALendar:MOSLots

Grand Master Information

Port Identity
:FETCh:DATA:TELecom:PACKetsync:PTP:GMINfo:PIDEntity?

GM Identity
:FETCh:DATA:TELecom:PACKetsync:PTP:GMINfo:IDENtity?

Priority 1
:FETCh:DATA:TELecom:PACKetsync:PTP:GMINfo:PRIOrity:ONE?

Priority 2
:FETCh:DATA:TELecom:PACKetsync:PTP:GMINfo:PRIOrity:TWO?

Clock Class
:FETCh:DATA:TELecom:PACKetsync:PTP:GMINfo:CLOCk:CLASs?

Clock Accuracy
:FETCh:DATA:TELecom:PACKetsync:PTP:GMINfo:CLOCk:ACCUracy?

Time Source
:FETCh:DATA:TELecom:PACKetsync:PTP:GMINfo:TSOUrce?

Clock Mode
:FETCh:DATA:TELecom:PACKetsync:PTP:GMINfo:CLOCk:MODE?

Steps Removed
:FETCh:DATA:TELecom:PACKetsync:PTP:GMINfo:SREMoved?

Log Message Interval (Announce)
:FETCh:DATA:TELecom:PACKetsync:PTP:GMINfo:LMIAnnounce?

Log Message Interval (Sync)
:FETCh:DATA:TELecom:PACKetsync:PTP:GMINfo:LMISync?

IPv6 Address Configuration

Link-Local IPv6 Address

Mode
:SOURce:DATA:TELecom:ETHernet:NETWork:LOCal:IPVersion:MODE
:SOURce:DATA:TELecom:ETHernet:NETWork:LOCal:IPVersion:MODE?

:SOURce:DATA:TELecom:ETHernet:PORT:LOCal:IPVersion:MODE
:SOURce:DATA:TELecom:ETHernet:PORT:LOCal:IPVersion:MODE?

:SOURce:DATA:TELecom:ETHernet:SLTool:NETWork:LOCal:IPVersion:MODE
:SOURce:DATA:TELecom:ETHernet:SLTool:NETWork:LOCal:IPVersion:MODE?

- Status
:FETCh:DATA:TELecom:ETHernet:NETWork:LOCal:IPVersion:ADDRess:STATus?
:FETCh:DATA:TELecom:ETHernet:STReam:LOCal:IPVersion:ADDRess:STATus?

Address
:SOURce:DATA:TELecom:ETHernet:PORT:LOCal:IPVersion:ADDRess
:SOURce:DATA:TELecom:ETHernet:PORT:LOCal:IPVersion:ADDRess?

:SOURce:DATA:TELecom:ETHernet:SLTool:NETWork:LOCal:IPVersion:ADDRess
:SOURce:DATA:TELecom:ETHernet:SLTool:NETWork:LOCal:IPVersion:ADDRess?

Global IPv6 Address

Mode
:SOURce:DATA:TELecom:ETHernet:NETWork:GLOBal:IPVersion:MODE
:SOURce:DATA:TELecom:ETHernet:NETWork:GLOBal:IPVersion:MODE?

:SOURce:DATA:TELecom:ETHernet:PORT:GLOBal:IPVersion:MODE
:SOURce:DATA:TELecom:ETHernet:PORT:GLOBal:IPVersion:MODE?

:SOURce:DATA:TELecom:ETHernet:SLTool:NETWork:GLOBal:IPVersion:MODE
:SOURce:DATA:TELecom:ETHernet:SLTool:NETWork:GLOBal:IPVersion:MODE?

Status
:FETCh:DATA:TELecom:ETHernet:NETWork:GLOBal:IPVersion:ADDRess:STATus?

:FETCh:DATA:TELecom:ETHernet:STReam:GLOBal:IPVersion:ADDRess:STATus?

Address
:SOURce:DATA:TELecom:ETHernet:NETWork:GLOBal:IPVersion:ADDRess
:SOURce:DATA:TELecom:ETHernet:NETWork:GLOBal:IPVersion:ADDRess?

:SOURce:DATA:TELecom:ETHernet:PORT:GLOBal:IPVersion:ADDRess
:SOURce:DATA:TELecom:ETHernet:PORT:GLOBal:IPVersion:ADDRess?

:SOURce:DATA:TELecom:ETHernet:SLTool:NETWork:GLOBal:IPVersion:ADDRess
:SOURce:DATA:TELecom:ETHernet:SLTool:NETWork:GLOBal:IPVersion:ADDRess?

Interface ID Coupled
:SOURce:DATA:TELecom:ETHernet:NETWork:GLOBal:IPVersion:IICoupled
:SOURce:DATA:TELecom:ETHernet:NETWork:GLOBal:IPVersion:IICoupled?

:SOURce:DATA:TELecom:ETHernet:PORT:GLOBal:IPVersion:IICoupled
:SOURce:DATA:TELecom:ETHernet:PORT:GLOBal:IPVersion:IICoupled?

:SOURce:DATA:TELecom:ETHernet:SLTool:NETWork:GLOBal:IPVersion:IICoupled
:SOURce:DATA:TELecom:ETHernet:SLTool:NETWork:GLOBal:IPVersion:IICoupled?

Prefix Mask
:SOURce:DATA:TELecom:ETHernet:NETWork:GLOBal:IPVersion:PMASk
:SOURce:DATA:TELecom:ETHernet:NETWork:GLOBal:IPVersion:PMASk?

:SOURce:DATA:TELecom:ETHernet:PORT:GLOBal:IPVersion:PMASk
:SOURce:DATA:TELecom:ETHernet:PORT:GLOBal:IPVersion:PMASk?

:SOURce:DATA:TELecom:ETHernet:SLTool:NETWork:GLOBal:IPVersion:PMASk
:SOURce:DATA:TELecom:ETHernet:SLTool:NETWork:GLOBal:IPVersion:PMASk?

Default Gateway

Mode
:SOURce:DATA:TELecom:ETHernet:NETWork:DGATeway:IPVersion:MODE
:SOURce:DATA:TELecom:ETHernet:NETWork:DGATeway:IPVersion:MODE?

:SOURce:DATA:TELecom:ETHernet:PORT:DGATeway:IPVersion:MODE
:SOURce:DATA:TELecom:ETHernet:PORT:DGATeway:IPVersion:MODE?

:SOURce:DATA:TELecom:ETHernet:SLTool:NETWork:DGATeway:IPVersion:MODE
:SOURce:DATA:TELecom:ETHernet:SLTool:NETWork:DGATeway:IPVersion:MODE?

Status
:FETCh:DATA:TELecom:ETHernet:NETWork:DGATeway:IPVersion:ADDRess:STATus?

:FETCh:DATA:TELecom:ETHernet:STReam:DGATeway:IPVersion:ADDRess:STATus?

Address
:SOURce:DATA:TELecom:ETHernet:NETWork:DGATeway:IPVersion:ADDRess
:SOURce:DATA:TELecom:ETHernet:NETWork:DGATeway:IPVersion:ADDRess?

:SOURce:DATA:TELecom:ETHernet:PORT:DGATeway:IPVersion:ADDRess
:SOURce:DATA:TELecom:ETHernet:PORT:DGATeway:IPVersion:ADDRess?

:SOURce:DATA:TELecom:ETHernet:SLTool:NETWork:DGATeway:IPVersion:ADDRes
s
:SOURce:DATA:TELecom:ETHernet:SLTool:NETWork:DGATeway:IPVersion:ADDRes
s?

Laser ON/OFF Button

Laser
- Per lane ON/OFF
:SENSe:DATA:TELecom:LASer
:SENSe:DATA:TELecom:LASer?

- All lanes ON/OFF
:OUTPut:TELecom:LASer
:OUTPut:TELecom:LASer

All Lanes selection
:SENSe:DATA:TELecom:ALASer
:SENSe:DATA:TELecom:ALASer?

Manual Mapping

:SOURce:DATA:TELecom:ETHernet:LLAYer:TX
:SOURce:DATA:TELecom:ETHernet:LLAYer:TX?

:SENSe:DATA:TELecom:ETHernet:LLAyer:RX?
:SOURce:DATA:TELecom:ETHernet:LLAYer:SKEW:ALLLane
:SOURce:DATA:TELecom:ETHernet:LLAYer:SKEW:ALLLane?
:SOURce:DATA:TELecom:ETHernet:LLAYer:SKEW:ALLLane:TX
:SOURce:DATA:TELecom:ETHernet:LLAYer:SKEW:ALLLane:TX?

Manual Skew

All Lanes
:SOURce:DATA:TELecom:OTN:OTL:SKEW:ALLLane
:SOURce:DATA:TELecom:OTN:OTL:SKEW:ALLLane?

Skew value - All Lanes
:SOURce:DATA:TELecom:OTN:OTL:SKEW:ALLLane:TX
:SOURce:DATA:TELecom:OTN:OTL:SKEW:ALLLane:TX?

Skew value - per Lane
:SOURce:DATA:TELecom:OTN:OTL:TX
:SOURce:DATA:TELecom:OTN:OTL:TX?

Modify DS0

DS0/E0 Size
:SOURce:DATA:TELecom:DS[1..n]:MODE
:SOURce:DATA:TELecom:DS[1..n]:MODE?

:SOURce:DATA:TELecom:PDH:E[1..n]:MODE
:SOURce:DATA:TELecom:PDH:E[1..n]:MODE?

Zero Code Suppression
:SOURce:DATA:TELecom:DS[1..n]:ZCS
:SOURce:DATA:TELecom:DS[1..n]:ZCS?

:SOURce:DATA:TELecom:PDH:E[1..n]:ZCS
:SOURce:DATA:TELecom:PDH:E[1..n]:ZCS?

Payload Content
:SOURce:DATA:TELecom:DS[1..n]:PAYLoad:CONTent:TYPE
:SOURce:DATA:TELecom:DS[1..n]:PAYLoad:CONTent:TYPE?

:SOURce:DATA:TELecom:PDH:E[1..n]:PAYLoad:CONTent:TYPE
:SOURce:DATA:TELecom:PDH:E[1..n]:PAYLoad:CONTent:TYPE?

Set All
:SOURce:DATA:TELecom:DS[1..n]:PAYLoad:CONTent:ALL

:SOURce:DATA:TELecom:PDH:E[1..n]:PAYLoad:CONTent:ALL

TX

:SOURce:DATA:TELecom:DS[1..n]:PAYLoad:CONTent
:SOURce:DATA:TELecom:DS[1..n]:PAYLoad:CONTent?
:SENSe:DATA:TELecom:DS[1..n]:PAYLoad:CONTent
:SENSe:DATA:TELecom:DS[1..n]:PAYLoad:CONTent?

:SOURce:DATA:TELecom:PDH:E[1..n]:PAYLoad:CONTent
:SOURce:DATA:TELecom:PDH:E[1..n]:PAYLoad:CONTent?
:SENSe:DATA:TELecom:PDH:E[1..n]:PAYLoad:CONTent
:SENSe:DATA:TELecom:PDH:E[1..n]:PAYLoad:CONTent?

Tone
:SOURce:DATA:TELecom:DS[1..n]:PAYLoad:TONE
:SOURce:DATA:TELecom:DS[1..n]:PAYLoad:TONE?

:SOURce:DATA:TELecom:PDH:E[1..n]:PAYLoad:TONE
:SOURce:DATA:TELecom:PDH:E[1..n]:PAYLoad:TONE?

Idle
:SOURce:DATA:TELecom:DS[1..n]:PAYLoad:IDLE
:SOURce:DATA:TELecom:DS[1..n]:PAYLoad:IDLE?

:SOURce:DATA:TELecom:PDH:E[1..n]:PAYLoad:IDLE
:SOURce:DATA:TELecom:PDH:E[1..n]:PAYLoad:IDLE?

RX

Apply Channel TX to RX
:SOURce:DATA:TELecom:DS[1..n]:SYNC:TXRX
:SOURce:DATA:TELecom:DS[1..n]:SYNC:TXRX?

:SOURce:DATA:TELecom:PDH:E[1..n]:SYNC:TXRX
:SOURce:DATA:TELecom:PDH:E[1..n]:SYNC:TXRX?

Modify Frame Structure

Global Option

IP Version
:SOURce:DATA:TELecom:ETHernet:PORT:IPVersion
:SOURce:DATA:TELecom:ETHernet:PORT:IPVersion?

Layer Mode
:SOURce:DATA:TELecom:ETHernet:ESAM:CONFig:SERVices:LAYermode
:SOURce:DATA:TELecom:ETHernet:ESAM:CONFig:SERVices:LAYermode?

Framing

Frame Format
:SOURce:DATA:TELecom:ETHernet:STReam:DATalink
:SOURce:DATA:TELecom:ETHernet:STReam:DATalink?

Network Layer
:SOURce:DATA:TELecom:ETHernet:STReam:NETWork
:SOURce:DATA:TELecom:ETHernet:STReam:NETWork?

Transport Layer
:SOURce:DATA:TELecom:ETHernet:STReam:TRANsport
:SOURce:DATA:TELecom:ETHernet:STReam:TRANsport?

VLAN

VLAN
:SOURce:DATA:TELecom:ETHernet:STReam:VLAN
:SOURce:DATA:TELecom:ETHernet:STReam:VLAN?
:SOURce:DATA:TELecom:ETHernet:STReam:VLAN:STACked
:SOURce:DATA:TELecom:ETHernet:STReam:VLAN:STACked?

:SOURce:DATA:TELecom:ETHernet:ESAM:CONFig:SERVices:VLAN
:SOURce:DATA:TELecom:ETHernet:ESAM:CONFig:SERVices:VLAN?
:SOURce:DATA:TELecom:ETHernet:ESAM:CONFig:SERVices:VLAN:STACked
:SOURce:DATA:TELecom:ETHernet:ESAM:CONFig:SERVices:VLAN:STACked?

MPLS

MPLS Label
:SOURce:DATA:TELecom:ETHernet:STReam:MPLS
:SOURce:DATA:TELecom:ETHernet:STReam:MPLS?
:SOURce:DATA:TELecom:ETHernet:STReam:MPLS:HEADers
:SOURce:DATA:TELecom:ETHernet:STReam:MPLS:HEADers?

Modify Tributary Slots/Port

Fixed Structure
:SOURce:DATA:TELecom:OTN:FSTRucture:ENABle
:SOURce:DATA:TELecom:OTN:FSTRucture:ENABle?

Tributary Port
:SOURce:DATA:TELecom:OTN:PORT
:SOURce:DATA:TELecom:OTN:PORT?

Nominal Bit Rate
:FETCh:DATA:TELecom:OTN:BITRate?

Number of Trib Slots
:FETCh:DATA:TELecom:OTN:SLOTs?

Select/Un-select Slot
:SOURce:DATA:TELecom:OTN:POSition
:SOURce:DATA:TELecom:OTN:POSition?

Select/Un-select a group of slots
:SOURce:DATA:TELecom:OTN:POSition:RANGe

List all Slot status
:SOURce:DATA:TELecom:OTN:POSition:RANGe?

Modify Trib Slots/Channels (Multi-Channel OTN)

TX = RX

:SOURce:DATA:TELecom:OTN:TRIButaries:COUPled
:SOURce:DATA:TELecom:OTN:TRIButaries:COUPled?

ODU/Channel/Slots Assignation

ODU Type and Channel ID structure selection (Mix-Mapping)
:SOURce:DATA:TELecom:OTN:FRAMing:MIX
:SOURce:DATA:TELecom:OTN:FRAMing:MIX?

Tributary slot assignation
:SOURce:DATA:TELecom:OTN:TRIButaries
:SOURce:DATA:TELecom:OTN:TRIButaries?

Modify Tributary Slots

Default
:SOURce:DATA:TELecom:OTN:TRIButaries:DEFAult

Copy RX MSI
:SOURce:DATA:TELecom:OTN:TRIButaries:COPYrx

Modify Wavelength

Wavelength

:SOURce:DATA:TELecom:OPTical:TUNable:WAVelength
:SOURce:DATA:TELecom:OPTical:TUNable:WAVelength?

For Lpbk Tools
:SOURce:DATA:TELecom:OPTical:SLTool:TUNable:WAVelength
:SOURce:DATA:TELecom:OPTical:SLTool:TUNable:WAVelength?

Channel Number

:SENSe:DATA:TELecom:OPTical:TUNable:CHANnel:NUMBer?

For Lpbk Tools
:SENSe:DATA:TELecom:OPTical:SLTool:TUNable:CHANnel:NUMBer?

Frequency

:SENSe:DATA:TELecom:OPTical:TUNable:FREQuency?

For Lpbk Tools
:SENSe:DATA:TELecom:OPTical:SLTool:TUNable:FREQency?

Channel Spacing

:SENSe:DATA:TELecom:OPTical:TUNable:CHANnel:SPACing?

For Lpbk Tools
:SENSe:DATA:TELecom:OPTical:SLTool:TUNable:CHANnel:SPACing?

Profile (Services)

Voice / Video / Data
:SOURce:DATA:TELecom:ETHernet:STReam:PROFile:TYPE
:SOURce:DATA:TELecom:ETHernet:STReam:PROFile:TYPE?

Voice Codec
:SOURce:DATA:TELecom:ETHernet:STReam:CODec:VOICe
:SOURce:DATA:TELecom:ETHernet:STReam:CODec:VOICe?

Number of Calls
:SOURce:DATA:TELecom:ETHernet:STReam:CODec:VOICe:CALLs
:SOURce:DATA:TELecom:ETHernet:STReam:CODec:VOICe:CALLs?

Video Codec
:SOURce:DATA:TELecom:ETHernet:STReam:CODec:VIDeo
:SOURce:DATA:TELecom:ETHernet:STReam:CODec:VIDeo?

Number of Channels
:SOURce:DATA:TELecom:ETHernet:STReam:CODec:VIDeo:CHANnels
:SOURce:DATA:TELecom:ETHernet:STReam:CODec:VIDeo:CHANnels?

Profile (Stream)

Profile

Voice / Video / Data
:SOURce:DATA:TELecom:ETHernet:STReam:PROFile:TYPE
:SOURce:DATA:TELecom:ETHernet:STReam:PROFile:TYPE?

Voice Codec
:SOURce:DATA:TELecom:ETHernet:STReam:CODec:VOICe
:SOURce:DATA:TELecom:ETHernet:STReam:CODec:VOICe?

Number of Calls
:SOURce:DATA:TELecom:ETHernet:STReam:CODec:VOICe:CALLs
:SOURce:DATA:TELecom:ETHernet:STReam:CODec:VOICe:CALLs?

Video Codec
:SOURce:DATA:TELecom:ETHernet:STReam:CODec:VIDeo
:SOURce:DATA:TELecom:ETHernet:STReam:CODec:VIDeo?

Number of Channels
:SOURce:DATA:TELecom:ETHernet:STReam:CODec:VIDeo:CHANnels
:SOURce:DATA:TELecom:ETHernet:STReam:CODec:VIDeo:CHANnels?

Reset/Manual Skew

Manual Skew
:SOURce:DATA:TELecom:FETHernet:PHY:SKEW:TX
:SOURce:DATA:TELecom:FETHernet:PHY:SKEW:TX?

Reset Skew
:SOURce:DATA:TELecom:FETHernet:PHY:SKEW:TX:RESet

Shaping

Burst Duty Cycle
:SOURce:DATA:TELecom:ETHernet:STReam:BURSt:BANDwidth
:SOURce:DATA:TELecom:ETHernet:STReam:BURSt:BANDwidth?

Period
:SOURce:DATA:TELecom:ETHernet:STReam:BURSt:TIME
:SOURce:DATA:TELecom:ETHernet:STReam:BURSt:TIME?

Burst Count
:SOURce:DATA:TELecom:ETHernet:STReam:BURSt:COUNt
:SOURce:DATA:TELecom:ETHernet:STReam:BURSt:COUNt?

Ramp Nb. of Steps
:SOURce:DATA:TELecom:ETHernet:STReam:RAMP:STEP
:SOURce:DATA:TELecom:ETHernet:STReam:RAMP:STEP?

Step Time
:SOURce:DATA:TELecom:ETHernet:STReam:RAMP:TIME
:SOURce:DATA:TELecom:ETHernet:STReam:RAMP:TIME?

Ramp Cycle Count
:SOURce:DATA:TELecom:ETHernet:STReam:RAMP:COUNt
:SOURce:DATA:TELecom:ETHernet:STReam:RAMP:COUNt?

Stream (Summary)

RX Frame Count
:FETCh:DATA:TELecom:ETHernet:COUNt:FRAMes:RX?

TX Frame Count
:FETCh:DATA:TELecom:ETHernet:COUNt:FRAMes:TX?

Thresholds (FEC Degraded SER)

Interval (CW)
:SOURce:DATA:TELecom:ETHernet:FEC:DSER:THReshold:INTErval
:SOURce:DATA:TELecom:ETHernet:FEC:DSER:THReshold:INTErval?

Activate Threshold (Symbols)
:SOURce:DATA:TELecom:ETHernet:FEC:DSER:THReshold:ACTIvate
:SOURce:DATA:TELecom:ETHernet:FEC:DSER:THReshold:ACTIvate?

Deactivate Threshold (Symbols)
:SOURce:DATA:TELecom:ETHernet:FEC:DSER:THReshold:DEACtivate
:SOURce:DATA:TELecom:ETHernet:FEC:DSER:THReshold:DEACtivate?

Thresholds (RFC 2544)

Back-to-Back / Frame Loss / Latency / Round-Trip Latency / One-Way Latency Thresholds
:SOURce:DATA:TELecom:ETHernet:REMote:THReshold
:SOURce:DATA:TELecom:ETHernet:REMote:THReshold?

Thresholds (S-OAM)

Frame Delay / Frame Loss / Synthetic Loss Thresholds
:SOURce:DATA:TELecom:SOAM:THReshold
:SOURce:DATA:TELecom:SOAM:THReshold?

TOS/DS Configuration

Differentiated Services

DSCP Codepoints
:SOURce:DATA:TELecom:ETHernet:STReam:DS:CODE
:SOURce:DATA:TELecom:ETHernet:STReam:DS:CODE?

ECN
:SOURce:DATA:TELecom:ETHernet:STReam:DS:ECN
:SOURce:DATA:TELecom:ETHernet:STReam:DS:ECN?

Type Of Service

Precedence
:SOURce:DATA:TELecom:ETHernet:STReam:TOS:PRECedence
:SOURce:DATA:TELecom:ETHernet:STReam:TOS:PRECedence?

Delay
:SOURce:DATA:TELecom:ETHernet:STReam:TOS:DELay
:SOURce:DATA:TELecom:ETHernet:STReam:TOS:DELay?

Throughput
:SOURce:DATA:TELecom:ETHernet:STReam:TOS:THRoughput
:SOURce:DATA:TELecom:ETHernet:STReam:TOS:THRoughput?

Reliability
:SOURce:DATA:TELecom:ETHernet:STReam:TOS:RELiability
:SOURce:DATA:TELecom:ETHernet:STReam:TOS:RELiability?

Monetary Cost
:SOURce:DATA:TELecom:ETHernet:STReam:TOS:COST
:SOURce:DATA:TELecom:ETHernet:STReam:TOS:COST?

Reserved Bit
:SOURce:DATA:TELecom:ETHernet:STReam:TOS:BIT
:SOURce:DATA:TELecom:ETHernet:STReam:TOS:BIT?

Triggered Frame Details

Frame Number
:SENSe:DATA:TELecom:CAPTure:TSOurce:FNUMber?

MAC Address
:SENSe:DATA:TELecom:CAPTure:TSOurce:SOURce:MAC?
:SENSe:DATA:TELecom:CAPTure:TSOurce:DESTination:MAC?

IP Address
:SENSe:DATA:TELecom:CAPTure:TSOurce:SOURce:IP?
:SENSe:DATA:TELecom:CAPTure:TSOurce:DESTination:IP?

Port
:SENSe:DATA:TELecom:CAPTure:TSOurce:SOURce:PORT?
:SENSe:DATA:TELecom:CAPTure:TSOurce:DESTination:PORT?

9 SCPI Command Reference

This chapter presents detailed information of the SCPI commands and queries supported by the 88xx/8xx.



IMPORTANT

Since the FTB-2, FTB-2 Pro, FTB-4 Pro, LTB-2, and LTB-8 can house many instruments, you must explicitly specify which instrument you want to remotely control.

You must add the following mnemonic at the beginning of any command or query that you send to an instrument (except for IEEE 488.2 and platform commands):

LINStrument<LogicalInstrumentPos>:

where <LogicalInstrumentPos> corresponds to the LINS number given to the module.

For information on modifying unit identification, refer to the platform user guide.



IMPORTANT

For SCPI commands containing the ODU[1..n] key, use:
ODU100 for ODU0
ODU101 for ODUflex.

For commands containing the OPU[1..n] key, use:
OPU100 for OPU0
OPU101 for OPUflex.

Test Information and Control

:CONFig:DATA:TELecom:LOAD

Description	This command loads a previously saved test configuration settings. This command is an event and is not associated with an *RST condition or a query form. Navigation Path: Test Control > Load
Syntax	:CONFig:DATA:TELecom:LOAD <wsp><Path>
Parameter(s)	**Path**: The program data syntax for the first parameter is defined as a <STRING PROGRAM DATA> element. Selects the file name.
Example(s)	CONF:DATA:TEL:LOAD C:/CONFig0.cfg
See Also	CONFig:DATA:TELecom:SAVE

:CONFig:DATA:TELecom:SAVE

Description

This command saves the current test configuration settings.

This command is an event and is not associated with an *RST condition or a query form.

Navigation Path: Test Control > Save

Syntax

:CONFig:DATA:TELecom:SAVE <wsp><Path>

Parameter(s)

Path:

The program data syntax for the first parameter is defined as a <STRING PROGRAM DATA> element.

Selects the file name.

Example(s)

CONF:DATA:TEL:SAVE C:CONFig0.cfg

See Also

CONFig:DATA:TELecom:LOAD

:CONFig:TIMe:FORMat

Description

This command sets the current Date Time Format.

At *RST condition, the default value is "12 Hours".

Note: This command is used to change the date time format for other commands. Any other commands executed after this command will be using the current date time format selected by this command.

Syntax

:CONFig:TIMe:FORMat <wsp><Duration>

Parameter(s)

Duration:

The program data syntax for the first parameter is defined as a <CHARACTER PROGRAM DATA> element.

Sets the current time format.

12H: set the current time format to "AM / PM"

24H: set the current time format to "24 hours"

Example(s)

CONF:TIME:FORMAT 24H

SOUR:DATA:TEL:TIMER:START?

:CONFig:TIMe:FORMat?

Description

This query returns the current Date Time Format.

At *RST condition, the default value is "12 Hours".

Syntax

:CONFig:TIMe:FORMat?

Response Syntax

<Duration>

Response(s)

Duration:

The response data syntax for the first parameter is defined as a <CHARACTER RESPONSE DATA> element.

Gets the current time format.

12H: the current time format is "AM / PM"

24H: the current time format is "24 hours"

Example(s)

CONF:TIME:FORMAT 24H

SOUR:DATA:TEL:TIMER:START?

:CONFig:WAIT:TIME

Description

This command is used to insert a delay between commands.

Execution of this command after a command will delay the execution of the next command by the specified time.

This command is an event and is not associated with an *RST condition or a query form.

Syntax

:CONFig:WAIT:TIME <wsp><Duration>

Parameter(s)

Duration:

The program data syntax for the first parameter is defined as a <DECIMAL NUMERIC PROGRAM DATA> element.

Sets the wait time duration in milliseconds.

Response Syntax

<Duration>

Example(s)

```
SOUR:DATA:TEL:ITYP LANE4X10
CONF:WAIT:TIME 3000
SOUR:DATA:TEL:ITYP?
```

:FETCh:DATA:TELecom:AlarmERRor:CURRent?

Description

This query returns the list of currently active alarms and errors.

At *RST condition, this value is set to device-dependent.

Syntax

:FETCh:DATA:TELecom:AlarmERRor:CURRent?

Response Syntax

<Alarms_Errors>

Response(s)

Alarms_Errors:

The response data syntax for the first parameter is defined as a <STRING RESPONSE DATA> element.

Returns the list of currently active alarms and errors.

Example(s)

FETC:DATA:TEL:AERR:CURR?

:FETCh:DATA:TELecom:AlarmERRor:HISTory?

Description	This query returns the status of history of global alarms and errors. At *RST condition, this value is set to device-dependent.
Syntax	:FETCh:DATA:TELecom:AlarmERRor:HISTory?
Response Syntax	<Alarms_Errors>
Response(s)	**Alarms_Errors**: The response data syntax for the first parameter is defined as a <STRING RESPONSE DATA> element. Returns the history status of the global alarm/error, PRESENT, indicates that at least one alarm/error has occurred. ABSENT, indicates that no alarm/error occurred.
Example(s)	FETC:DATA:TEL:AERR:HIST?

:FETCh:DATA:TELecom:MODule:DETails:AHRevision?

Description

This query returns the assembly hardware revision.

At *RST condition, this value is set to device-dependent.

Navigation Path: Application buttons > About button > Module Details > Assembly Hardware Revision

Syntax

:FETCh:DATA:TELecom:MODule:DETails:AHRevision?

Response Syntax

<Revision>

Response(s)

Revision:

The response data syntax for the first parameter is defined as a <STRING RESPONSE DATA> element.

Returns the Assembly hardware revision.

Example(s)

FETC:DATA:TEL:MOD:DET:AHR?

See Also

FETCh:DATA:TELecom:MODule:DETails:MID?

:FETCh:DATA:TELecom:MODule:DETails:CDATe?

Description	This query returns the calibration date. At *RST condition, this value is set to device-dependent. Navigation Path: Application buttons > About button > Module Details > Calibration Date
Syntax	:FETCh:DATA:TELecom:MODule:DETails:CDATe?
Response Syntax	<DateTime>
Response(s)	**DateTime**: The response data syntax for the first parameter is defined as a <STRING RESPONSE DATA> element. Returns the Calibration Date.
Example(s)	FETC:DATA:TEL:MOD:DET:CDAT?
See Also	FETCh:DATA:TELecom:MODule:DETails:CDATe?

:FETCh:DATA:TELecom:MODule:DETails:MID?

Description	This query returns the module ID. At *RST condition, this value is set to device-dependent. Navigation Path: Application buttons > About button > Module Details > Module ID
Syntax	:FETCh:DATA:TELecom:MODule:DETails:MID?
Response Syntax	<ModuleId>
Response(s)	**ModuleId**: The response data syntax for the first parameter is defined as a <STRING RESPONSE DATA> element. Returns the Module Id.
Example(s)	FETC:DATA:TEL:MOD:DET:MID?
See Also	FETCh:DATA:TELecom:MODule:DETails:SPVersion?

:FETCh:DATA:TELecom:MODule:DETails:SNUMber?

Description	This query returns the module serial number. At *RST condition, this value is set to device-dependent. Navigation Path: Application buttons > About button > Module Details > Serial Number
Syntax	:FETCh:DATA:TELecom:MODule:DETails:SNUMber?
Response Syntax	<Serial Number>
Response(s)	**Serial Number**: The response data syntax for the first parameter is defined as a <STRING RESPONSE DATA> element. Returns the Module serial number.
Example(s)	FETC:DATA:TEL:MOD:DET:SNUM?
See Also	FETCh:DATA:TELecom:MODule:DETails:AHRevision?

:FETCh:DATA:TELecom:MODule:DETails:SPVersion?

Description

This query returns the software product version.

At *RST condition, this value is set to device-dependent.

Navigation Path: Application buttons > About button > Module Details > Software Product Version

Syntax

:FETCh:DATA:TELecom:MODule:DETails:SPVersion?

Response Syntax

<Version>

Response(s)

Version:

The response data syntax for the first parameter is defined as a <STRING RESPONSE DATA> element.

Returns the Software Product version.

Example(s)

FETC:DATA:TEL:MOD:DET:SPV?

See Also

FETCh:DATA:TELecom:MODule:DETails:SNUMber?

:FETCh:DATA:TELecom:OPTical:LIVE:POWer:STATus?

Description

This query returns the status of the optical receiver power.

At *RST condition, this value is device dependent.

Navigation Path: Status Bar

Syntax

:FETCh:DATA:TELecom:OPTical:LIVE:POWer:STATus?

Response Syntax

<PowerStatus>

Response(s)

PowerStatus:

The response data syntax for the first parameter is defined as a <CHARACTER RESPONSE DATA> element.

Returns the status of the receiver power.

LOS: Loss Of Signal

INRANGE: Power is in range

OUTOFRANGE: Power is out of range

CLOSETODAMAGE: Device is close to damage

Example(s)

FETC:DATA:TEL:OPT:LIVE:POW:STAT?

See Also

SOUR:DATA:TEL:OPT:ALAR:PORT:TYPE?

:FETCh:DATA:TELecom:OPTical:LIVE:POWer?

Description

This query returns the value of the optical receiver power.

At *RST condition, this value is device dependent.

Navigation Path: Status Bar

Syntax

:FETCh:DATA:TELecom:OPTical:LIVE:POWer?

Response Syntax

<Power>

Response(s)

Power:

The response data syntax for the first parameter is defined as a <STRING RESPONSE DATA> element.

Returns the value of the receiver power.

Example(s)

FETC:DATA:TEL:OPT:LIVE:POW?

See Also

SENSe:DATA:TELecom:OPTical:TX:POWer?

:FETCh:DATA:TELecom:TEST:TIME?

Description	This query returns the time elapsed since the beginning of the test. At *RST condition, this value is set to device-dependent. Navigation Path: Global Indicator > Time
Syntax	:FETCh:DATA:TELecom:TEST:TIME?
Response Syntax	<Time>
Response(s)	**Time**: The response data syntax for the first parameter is defined as a <STRING RESPONSE DATA> element. Returns the time elapsed since the beginning of the test.
Example(s)	SOUR:DATA:TEL:TEST ON FETC:DATA:TEL:TEST:TIME?
See Also	FETCh:DATA:TELecom:LOGGer:EVENts?

:OUTPut:TELecom:LASer

Description

This command enables/disables the laser. Applies to all lanes for parallel interfaces.

At *RST condition, this value is set to ON.

Navigation Path: Test Control > Laser button

Syntax

:OUTPut:TELecom:LASer <wsp><Set>

Parameter(s)

Set:

The program data syntax for the first parameter is defined as a <BOOLEAN PROGRAM DATA> element.

enables/disables the laser.

ON: Enabled

OFF: Disabled

Response Syntax

<Time>

Example(s)

OUTP:TEL:LAS ON

OUTP:TEL:LAS?

Returns: 1

See Also

SENSe:DATA:TELecom:ALASer

:OUTPut:TELecom:LASer?

Description	This query returns enable/disable status of the laser; for all lanes for parallel interfaces At *RST condition, this value is set to ON. Navigation Path: Test Control > Laser button
Syntax	:OUTPut:TELecom:LASer?
Response Syntax	<Set>
Response(s)	**Set**: The response data syntax for the first parameter is defined as a <BOOLEAN RESPONSE DATA> element. Returns the status of the laser. 1, laser is enabled. 0, laser is disabled.
Example(s)	OUTP:TEL:LAS ON OUTP:TEL:LAS? Returns: 1
See Also	OUTPut:TELecom:LASer SENSe:DATA:TELecom:ALASer

:SOURce:DATA:TELecom:ControlCHAracter:MODE

Description

This command selects the control character operation mode for all trace commands/queries.

At *RST condition, this value is set to STANDARD.

Syntax

:SOURce:DATA:TELecom:ControlCHAracter:MODE <wsp><Mode>

Parameter(s)

Mode:

The program data syntax for the first parameter is defined as a <CHARACTER PROGRAM DATA> element.

Selects the character operation mode:

STANdard: follows the G.709 standard. For queries, it transforms 'nul' characters into spaces.

LITEral: uses T.50 control characters. Control characters can be entered in commands and are displayed for queries.

Response Syntax

<Set>

Example(s)

SOUR:DATA:TEL:CCHA:MODE LITERAL

SOUR:DATA:TEL:OTN:OTU4:SM:SAPI:B16 <NUL><NUL>testing

SOUR:DATA:TEL:OTN:OTU4:SM:SAPI:B16?

Returns: <NUL><NUL>testing<NUL><NUL><NUL><NUL><NUL><NUL><NUL>

See Also

LINS[1..n]:SOURce:DATA:TELecom:CCHA:MODE?

:SOURce:DATA:TELecom:ControlCHAracter:MODE?

Description
This query returns the control character operation mode for all trace commands/queries.
At *RST condition, this value is set to STANDARD.

Syntax
:SOURce:DATA:TELecom:ControlCHAracter:MODE?

Response Syntax
<Mode>

Response(s)
Mode:
The response data syntax for the first parameter is defined as a <CHARACTER RESPONSE DATA> element.
Returns the character operation mode:
STANdard: follows the G.709 standard. For queries, it transforms 'nul' characters into spaces.
LITEral: uses T.50 control characters. Control characters can be entered in commands and are displayed for queries.

Example(s)
SOUR:DATA:TEL:CCHA:MODE LITERAL
SOUR:DATA:TEL:OTN:OTU4:SM:SAPI:B16 <NUL><NUL>testing
SOUR:DATA:TEL:OTN:OTU4:SM:SAPI:B16?
Returns: <NUL><NUL>testing<NUL><NUL><NUL><NUL><NUL><NUL><NUL>

See Also
LINS[1..n]:SOURce:DATA:TELecom:CCHA:MODE

:SOURce:DATA:TELecom:ETHernet:STReam:STATus

Description

This command enables/disables the transmission for all streams/clients.

At *RST condition, this value is set to OFF.

Navigation Path: Test Control > TX button

Syntax

:SOURce:DATA:TELecom:ETHernet:STReam:STATus <wsp><Set>

Parameter(s)

Set:

The program data syntax for the first parameter is defined as a <BOOLEAN PROGRAM DATA> element.

Starts/stops the transmission:

ON: Enables the transmission.

OFF: Disables the transmission.

Response Syntax

<Mode>

Example(s)

SOUR:DATA:TEL:ETH:STR:STAT ON

SOUR:DATA:TEL:ETH:STR:STAT?

Returns: 1

See Also

SOURce:DATA:TELecom:ETHernet:STReam:ENABled

:SOURce:DATA:TELecom:ETHernet:STReam:STATus?

Description

This query returns the enables/disables status of the transmission for all streams/clients.

At *RST condition, this value is set to OFF.

Navigation Path: Test Control > TX button

Syntax

:SOURce:DATA:TELecom:ETHernet:STReam:STATus?

Response Syntax

<Set>

Response(s)

Set:

The response data syntax for the first parameter is defined as a <BOOLEAN RESPONSE DATA> element.

Returns the enable/disable transmission status:

1: Enabled

0: Disabled

Example(s)

SOUR:DATA:TEL:ETH:STR:STA ON

SOUR:DATA:TEL:ETH:STR:STAT?

Returns: 1

See Also

SOURce:DATA:TELecom:ETHernet:STReam:ENABled?

:SOURce:DATA:TELecom:RESet

Description	This command clears the results, statistics, and logger content. This command is an event and is not associated with an *RST condition or a query form. Navigation Path: Test Control > Reset button
Syntax	:SOURce:DATA:TELecom:RESet
Response Syntax	<Set>
Example(s)	SOUR:DATA:TEL:RES
See Also	SOURce:DATA:TELecom:RESTore:DEFault

:SOURce:DATA:TELecom:SONet:TEST:TYPE

Description

This command selects DSn/PDH BERT or NI/CSU Emulation test application. Note that for other test applications, the command SOURce:DATA:TELecom:TEST:TYPE must be used.

At *RST condition, this value is device dependant.

Navigation Path: Setup > Test Applications

Syntax

:SOURce:DATA:TELecom:SONet:TEST:TYPE <wsp><Ttype>

Parameter(s)

Ttype:

The program data syntax for the first parameter is defined as a <CHARACTER PROGRAM DATA> element.

Selects the application type:

DSNPDHBERT: DSn/PDH BERT

NICSUemulation: NI/CSU Emulation

SONETSDHBERT: SONET/SDH BERT (the command SOURce:DATA:TELecom:TEST:TYPE must be used)

Response Syntax

<Set>

Example(s)

SOUR:DATA:TEL:SON:TEST:TYPE DSNPDHBERT

SOUR:DATA:TEL:SON:TEST:TYPE?

Returns: DSNPDHBERT

See Also

SOURce:DATA:TELecom:TAPPlication:TEST:TYPE?

SOURce:DATA:TELecom:TEST:TYPE

:SOURce:DATA:TELecom:SONet:TEST:TYPE?

Description

The query returns the selected application type which is either DSn/PDH BERT or NI/CSU Emulation. Note that for other test applications, the command SOURce:DATA:TELecom:TEST:TYPE? must be used.

At *RST condition, this value is device dependant.

Navigation Path: Setup > Test Applications

Syntax

:SOURce:DATA:TELecom:SONet:TEST:TYPE?

Response Syntax

<Ttype>

Response(s)

Ttype:

The response data syntax for the first parameter is defined as a <CHARACTER RESPONSE DATA> element.

Returns the application type:

DSNPDHBERT: DSn/PDH BERT

NICSUemulation: NI/CSU Emulation

SONETSDHBERT: SONET/SDH BERT (the command SOURce:DATA:TELecom:TEST:TYPE? must be used)

Example(s)

SOUR:DATA:TEL:SON:TEST:TYPE DSNPDHBERT

SOUR:DATA:TEL:SON:TEST:TYPE?

Returns: DSNPDHBERT

See Also

SOURce:DATA:TELecom:TAPPlication:TEST:TYPE

SOURce:DATA:TELecom:TEST:TYPE?

:SOURce:DATA:TELecom:TEST

Description	This command starts and stops the test. At *RST condition, this value is set to OFF. Navigation Path: Test Control > Start/Stop button
Syntax	:SOURce:DATA:TELecom:TEST <wsp><Set>
Parameter(s)	**Set**: The program data syntax for the first parameter is defined as a <BOOLEAN PROGRAM DATA> element. Starts or stops the test. ON: Starts the test OFF: Stops the test
Response Syntax	<Ttype>
Example(s)	SOUR:DATA:TEL:TEST ON SOUR:DATA:TEL:TEST? Returns: 1
See Also	SOURce:DATA:TELecom:TEST?

:SOURce:DATA:TELecom:TEST:TYPE

Description

This command selects the test application. Note that for DSn/PDH BERT and NI/CSU Emulation, the command SOURce:DATA:TELecom:SONet:TEST:TYPE must be used.

At *RST condition, this value is set to EtherBERT.

Navigation Path: Setup > Test Applications

Syntax

:SOURce:DATA:TELecom:TEST:TYPE <wsp><Type>

Parameter(s)

Type:

The program data syntax for the first parameter is defined as a <CHARACTER PROGRAM DATA> element.

Select the test type.

1588PTP: 1588 PTP

CABLetest: Cable Test

CPRI: CPRI/OBSAI BERT

EBERT: EtherBERT

ETHERSAM: EtherSAM (Y.1564)

FLEXEBERT: FlexE BERT

FLEXOBERT: FlexO BERT

FCBERT: FC BERT

ISAM: iSAM

MCOTN: Multi-Channel OTN

OAM: Carrier Ethernet OAM

OTNBERT: OTN BERT

OTNSONETSDHBERT: OTN SONET/SDH BERT

RFC2544: RFC 2544

RFC6349: RFC 6349

SLOopback: Smart Loopback

SONETSDHBERT: SONET/SDH BERT

SONETSDHDSNPDHBERT: SONET/SDH - DSn/PDH BERT

SYNCE: SyncE

TCPThroughput: TCP Throughput

THROUGHMODE: Through Mode

TMONGEN: Traffic Gen & Mon

IOPTICS: IOptics

:SOURce:DATA:TELecom:TEST:TYPE

Response Syntax	<Ttype>
Example(s)	SOUR:DATA:TEL:TEST:TYPE EBERT SOUR:DATA:TEL:TEST:TYPE? Returns: EBERT
See Also	SOURce:DATA:TELecom:TEST:TYPE? SOURce:DATA:TELecom:SONet:TEST:TYPE

:SOURce:DATA:TELecom:TEST:TYPE?

Description	The query returns the test application. At *RST condition, this value is set to EtherBERT. Navigation Path: Setup > Test Applications
Syntax	:SOURce:DATA:TELecom:TEST:TYPE?
Response Syntax	<Type>

:SOURce:DATA:TELecom:TEST:TYPE?

Response(s)

Type:

The response data syntax for the first parameter is defined as a <CHARACTER RESPONSE DATA> element.

Returns the test type.

15: DSn/PDH BERT

16: NI/CSU Emulation

1588PTP: 1588 PTP

CABLETEST: Cable Test

CPRI: CPRI/OBSAI BERT

EBERT: EtherBERT

ETHERSAM: EtherSAM (Y.1564)

FLEXEBERT: FlexE BERT

FLEXOBERT: FlexO BERT

FCBERT: FC BERT

ISAM: iSAM

MCOTN: Multi-Channel OTN

OAM: Carrier Ethernet OAM

OTNBERT: OTN BERT

OTNSONETSDHBERT: OTN SONET/SDH BERT

RFC2544: RFC 2544

RFC6349: RFC 6349

SLOopback: Smart Loopback

SONETSDHBERT: SONET/SDH BERT

SONETSDHDSNPDHBERT: SONET/SDH - DSn/PDH BERT

SYNCE: SyncE

TCPTHROUGHPUT: TCP Throughput

THROUGHMODE: Through Mode

TMONGEN: Traffic Gen & Mon

IOPTICS: IOptics

Example(s)

SOUR:DATA:TEL:TEST:TYPE EBERT

SOUR:DATA:TEL:TEST:TYPE?

Returns: EBERT

:SOURce:DATA:TELecom:TEST:TYPE?

See Also

SOURce:DATA:TELecom:TEST:TYPE
SOURce:DATA:TELecom:SONet:TEST:TYPE

:SOURce:DATA:TELecom:TEST?

Description	This query returns the enable/disable status of test. At *RST condition, this value is set to OFF. Navigation Path: Test Control > Start/Stop button
Syntax	:SOURce:DATA:TELecom:TEST?
Response Syntax	<Set>
Response(s)	**Set**: The response data syntax for the first parameter is defined as a <BOOLEAN RESPONSE DATA> element. Returns the status of the test. 1: indicates the test is started. 0: indicates the test is stoped.
Example(s)	SOUR:DATA:TEL:TEST ON SOUR:DATA:TEL:TEST? Returns: 1
See Also	SOURce:DATA:TELecom:TEST

Test Configurator

:FETCh:DATA:TELecom:OPTical:MODule:STATus?

Description	This query returns the status for the optical module validation for high rate interfaces. At *RST condition, this value is device dependent. Navigation Path: Setup > Test Configurator
Syntax	:FETCh:DATA:TELecom:OPTical:MODule:STATus?
Response Syntax	<Status>
Response(s)	**Status**: The response data syntax for the first parameter is defined as a <CHARACTER RESPONSE DATA> element. Returns the status of the optical module validation: NOPTicalModule: No optical module VALidating: Validating POWerexceed: Power exceeded VALid: Valid transceiver INValid: Invalid transceiver UNABletovalidate: , Unable to validate the transceiver MAX: MAX is selected NoOpticalAdaptor: No optical adaptor
Example(s)	FETC:DATA:TEL:OPT:MOD:STAT?
See Also	FETCh:DATA:TELecom:MDIO:BULK:READ:INFormation?

Modify Structure

:FETCh:DATA:TELecom:DSNPdh:CLIent?

Description	This query returns the DSn/PDH client type. At *RST condition, this value is set to Pattern. Navigation Path: Setup > Test Configurator > Modify Structure > Client
Syntax	:FETCh:DATA:TELecom:DSNPdh:CLIent?
Response Syntax	<Client>
Response(s)	**Client**: The response data syntax for the first parameter is defined as a <CHARACTER RESPONSE DATA> element. Returns the client type for DSN/PDH BERT application. PATTERN, Returns PATTERN as client type.
Example(s)	FETC:DATA:TEL:DSNPdh:CLIent? Returns: PATTERN
See Also	FETCh:DATA:TELecom:SDHSonet:FRAMing?

:FETCh:DATA:TELecom:DSNPdh:TYPE?

Description	This query returns the DSn/PDH multiplexing for decoupled test. At *RST condition, this value is set to DS1. Navigation Path: Setup > Test Configurator > Modify Structure > RX > DSn/PDH Multiplexing Navigation Path: Setup > Test Configurator > Modify Structure > Embedded DSn/PDH
Syntax	:FETCh:DATA:TELecom:DSNPdh:TYPE?
Response Syntax	<Type>

:FETCh:DATA:TELecom:DSNPdh:TYPE?

Response(s)

Type:

The response data syntax for the first parameter is defined as a <CHARACTER RESPONSE DATA> element.

Returns the DSn/PDH Multiplexing or Embedded DSn/PDH.

DSn/PDH Multiplexing:

DS1: DS1

DS3: DS3

DS3DS1: DS3/DS1

DS3E1: DS3/E1

E1: E1

E3: E3

E3E2E1: E3/E2/E1

E4: E4

E4E3: E4/E3

E4E3E2: E4/E3/E2

E4E3E2E1: E4/E3/E2/E1

Embedded DSn/PDH:

DS1: DS1

DS3: DS3

E1: E1

E3: E3

E4: E4

Example(s)

FETC:DATA:TELecom:DSNPdh:TYPE?

See Also

SOURce:DATA:TELecom:OTN:FRAMing

SOURce:DATA:TELecom:OTN:FRAMing?

:FETCh:DATA:TELecom:SDHSonet:CLIent?

Description

This query returns the SONET/SDH client type.

At *RST condition, this value is set to Pattern.

Navigation Path: Setup > Test Configurator > Modify Structure > Client

Syntax

:FETCh:DATA:TELecom:SDHSonet:CLIent?

Response Syntax

<Client>

Response(s)

Client:

The response data syntax for the first parameter is defined as a <CHARACTER RESPONSE DATA> element.

Returns the client type for SONET/SDH BERT application.

PATTERN, Returns PATTERN as client type.

Example(s)

FETC:DATA:TEL:SDHS:CLI?

Returns: PATTERN

See Also

FETCh:DATA:TELecom:SDHSonet:FRAMing?

:FETCh:DATA:TELecom:SDHSonet:FRAMing?

Description	This query returns the SONET/SDH framing. At *RST condition, this value is set to Framed. Navigation Path: Setup > Test Configurator > Modify Structure > Framing
Syntax	:FETCh:DATA:TELecom:SDHSonet:FRAMing?
Response Syntax	<Framing>
Response(s)	**Framing**: The response data syntax for the first parameter is defined as a <CHARACTER RESPONSE DATA> element. Returns the framing. FRAMED
Example(s)	FETC:DATA:TEL:SDHS:FRAM? Returns: FRAMED
See Also	FETCh:DATA:TELecom:SONet:LINE:PM:STATus?

:SENSe:DATA:TELecom:ETHernet:PORT:TRANsceiver

Description

This command sets the RX interface/rate connector for Decoupled or Dual RX test.

At *RST condition, this value is set to device dependant.

Navigation Path: Setup > Test Configurator > Modify Structure > RX > Connector

Syntax

:SENSe:DATA:TELecom:ETHernet:PORT:TRANsceiver <wsp><Connector>

Parameter(s)

Connector:

The program data syntax for the first parameter is defined as a <CHARACTER PROGRAM DATA> element.

Selects the transceiver mode for the instrument.

BANTAM

BNC

RJ48C: RJ48C

SFPPLUS: SFP+ Port 2

SFP28A1: SFP28 Port A1

SFP28A2: SFP28 Port A2

SFP28B1: SFP28 Port B1

SFP28B2: SFP28 Port B2

Response Syntax

<Framing>

Example(s)

SENS:DATA:TEL:ETH:PORT:TRAN BNC

See Also

SOURce:DATA:TELecom:ETHernet:PORT:TRANsceiver?

:SENSe:DATA:TELecom:ETHernet:PORT:TRANsceiver?

Description

This query returns the RX interface/rate connector for Decoupled or Dual RX test.

At *RST condition, this value is set to device dependant.

Navigation Path: Setup > Test Configurator > Modify Structure > RX > Connector

Syntax

:SENSe:DATA:TELecom:ETHernet:PORT:TRANsceiver?

Response Syntax

<Connector>

Response(s)

Connector:

The response data syntax for the first parameter is defined as a <CHARACTER RESPONSE DATA> element.

Returns the interface/rate connector.

BANTAM

BNC

RJ48C: RJ48C

SFPPLUS: SFP+ Port 1

SFP28A1: SFP28 Port A1

SFP28A2: SFP28 Port A2

SFP28B1: SFP28 Port B1

SFP28B2: SFP28 Port B2

Example(s)

SENS:DATA:TEL:ETH:PORT:TRAN BNC

SENS:DATA:TEL:ETH:PORT:TRAN?

Returns: BNC

See Also

SOURce:DATA:TELecom:ETHernet:PORT:TRANsceiver

:SENSe:DATA:TELecom:ITYPe

Description

This command sets the RX interface/rate for Decoupled or Dual RX test.

At *RST condition, this value is set to device dependant.

Navigation Path: Setup > Test Configurator > Modify Structure > RX > Interface/Rate

Syntax

:SENSe:DATA:TELecom:ITYPe <wsp><Interface>

Parameter(s)

Interface:

The program data syntax for the first parameter is defined as a <CHARACTER PROGRAM DATA> element.

Sets the RX interface/rate.

DS1, DS3

E1, E2, E3, E4

OC1, OC3, OC12, OC48, OC192: respectively OC-1, OC-3, OC-12, OC-48, OC-192

STM0, STM0E, STM1, STM1E, STM4, STM16, STM64: respectively STM-0, STM-0e, STM-1, STM-1e, STM-4, STM-16, STM-64

STS1E, STS3E: respectively STS-1e, STS-3e

Response Syntax

<Connector>

Example(s)

SENS:DATA:TEL:ITYP DS3

See Also

SOURce:DATA:TELecom:TEST

:SENSe:DATA:TELecom:ITYPe?

Description

This query returns the RX interface/rate for Decoupled or Dual RX test.

At *RST condition, this value is set to device dependant.

Navigation Path: Setup > Test Configurator > Modify Structure > RX > Interface/Rate

Syntax

:SENSe:DATA:TELecom:ITYPe?

Response Syntax

<Interface>

Response(s)

Interface:

The response data syntax for the first parameter is defined as a <CHARACTER RESPONSE DATA> element.

Returns the RX interface/rate.

DS1, DS3

E1, E2, E3, E4

OC1, OC3, OC12, OC48, OC192: respectively OC-1, OC-3, OC-12, OC-48, OC-192

STM0, STM0E, STM1, STM1E, STM4, STM16, STM64: respectively STM-0, STM-0e, STM-1, STM-1e, STM-4, STM-16, STM-64

STS1E, STS3E: respectively STS-1e, STS-3e

Example(s)

SENS:DATA:TEL:ITYP DS3

SENS:DATA:TEL:ITYP?

Returns: DS3

See Also

SOURce:DATA:TELecom:TEST?

:SENSe:DATA:TELecom:SDHSonet:MULTiplex:TYPE

Description

This command select the SONET/SDH Multiplexing for both OTN-SONET/SDH BERT and SONET/SDH BERT test applications for RX component.

Navigation Path: Setup > Text Configurator > Modify Structure > RX > SONET/SDH Multiplexing

Syntax

:SENSe:DATA:TELecom:SDHSonet:MULTiplex:TYPE <wsp><Type>

:SENSe:DATA:TELecom:SDHSonet:MULTiplex:TYPE

Parameter(s)

Type:
The program data syntax for the first parameter is defined as a <CHARACTER PROGRAM DATA> element.
Select SONET/SDH Multiplexing.
AU3: AU-3
AU3TU11: AU-3/TU-11
AU3TU12: AU-3/TU-12
AU4: AU-4
AU4TU3: AU-4/TU-3
AU4TU11: AU-4/TU-11
AU4TU12: AU-4/TU-12
AU44C: AU-4-4c
AU416C: AU-4-16c
AU464C: AU-4-64c
AU4256C: AU-4-256c
STS1: STS-1
STS1VT2: STS-1/VT-2
STS1VT15: STS-1/VT-1.5
STS3C: STS-3c
STS12C: STS-12c
STS48C: STS-48c
STS192C: STS-192c
STS768C: STS-768c

Response Syntax

<Interface>

Example(s)

SENS:DATA:TEL:SDHS:MULT:TYPE AU3TU12
SENS:DATA:TEL:SDHS:MULT:TYPE?
Returns: AU3TU12

:SENSe:DATA:TELecom:SDHSonet:MULTiplex:TYPE?

Description

This query returns the SONET/SDH Multiplexing for both OTN-SONET/SDH BERT and SONET/SDH BERT test applications for RX component.

Navigation Path: Setup > Text Configurator > Modify Structure > RX > SONET/SDH Multiplexing

Syntax

:SENSe:DATA:TELecom:SDHSonet:MULTiplex:TYPE?

:SENSe:DATA:TELecom:SDHSonet:MULTiplex:TYPE?

Response Syntax

<Type>

Response(s)

Type:

The response data syntax for the first parameter is defined as a <CHARACTER RESPONSE DATA> element.

Gets SONET/SDH Multiplexing.

AU3: AU-3

AU3TU11: AU-3/TU-11

AU3TU12: AU-3/TU-12

AU4: AU-4

AU4TU3: AU-4/TU-3

AU4TU11: AU-4/TU-11

AU4TU12: AU-4/TU-12

AU44C: AU-4-4c

AU416C: AU-4-16c

AU464C: AU-4-64c

AU4256C: AU-4-256c

STS1: STS-1

STS1VT2: STS-1/VT-2

STS1VT15: STS-1/VT-1.5

STS3C: STS-3c

STS12C: STS-12c

STS48C: STS-48c

STS192C: STS-192c

STS768C: STS-768c

Example(s)

SENS:DATA:TEL:SDHS:MULT:TYPE AU3TU12

SENS:DATA:TEL:SDHS:MULT:TYPE?

Returns: AU3TU12

:SOURce:DATA:TELecom:CPRI:EMULation:MODE

Description

This command sets the Emulation Mode.

At *RST condition, this value is set to Base Station.

Navigation Path: Setup > Test Configurator > Modify Structure > Emulation Mode

Syntax

:SOURce:DATA:TELecom:CPRI:EMULation:MODE[<wsp><Emulation Mode>]

Parameter(s)

Emulation Mode:

The program data syntax for the first parameter is defined as a <CHARACTER PROGRAM DATA> element.

Sets the Emulation Mode Type value.

BTS: Base station

RRH: Remote Radio Head

Response Syntax

<Type>

Example(s)

SOUR:DATA:TEL:CPRI:EMUL:MODE RRH

See Also

SOURce:DATA:TELecom:CPRI:FRAMing:TYPE

:SOURce:DATA:TELecom:CPRI:EMULation:MODE?

Description	This query returns the Emulation Mode. At *RST condition, this value is set to Base Station. Navigation Path: Setup > Test Configurator > Modify Structure > Emulation Mode
Syntax	:SOURce:DATA:TELecom:CPRI:EMULation:MODE?
Response Syntax	<Emulation Mode>
Response(s)	**Emulation Mode**: The response data syntax for the first parameter is defined as a <CHARACTER RESPONSE DATA> element. Returns the Emulation Mode type. BTS: Base station RRH: Remote Radio Head
Example(s)	SOUR:DATA:TEL:CPRI:EMUL:MODE?
See Also	SOURce:DATA:TELecom:CPRI:FRAMing:TYPE?

:SOURce:DATA:TELecom:CPRI:FRAMing:TYPE

Description

This command sets the CPRI Framing type.

At *RST condition, this value is set to Framed L2.

Navigation Path: Setup > Test Configurator > Modify Structure > Framing

Syntax

:SOURce:DATA:TELecom:CPRI:FRAMing:TYPE[<wsp><Framing>]

Parameter(s)

Framing:

The program data syntax for the first parameter is defined as a <CHARACTER PROGRAM DATA> element.

Sets the Framing Type value.

For CPRI:

FRAMEDL2: Framed L2

UNFRAMED: Unframed

For OBSAI:

OBSAI_FRAMEDL2: Framed L2

OBSAI_UNFRAMED: Unframed

Response Syntax

<Emulation Mode>

Example(s)

SOUR:DATA:TEL:CPRI:FRAM:TYPE FRAMEDL2

See Also

SOURce:DATA:TELecom:CPRI:EMULation:MODE

:SOURce:DATA:TELecom:CPRI:FRAMing:TYPE?

Description

This query returns the CPRI Framing type.

At *RST condition, this value is set to Framed L2.

Navigation Path: Setup > Test Configurator > Modify Structure > Framing

Syntax

:SOURce:DATA:TELecom:CPRI:FRAMing:TYPE?

Response Syntax

<Framing>

Response(s)

Framing:

The response data syntax for the first parameter is defined as a <CHARACTER RESPONSE DATA> element.

Returns the Framing type.

For CPRI:

FRAMEDL2: Framed L2

UNFRAMED: Unframed

For OBSAI:

OBSAI_FRAMEDL2: Framed L2

OBSAI_UNFRAMED: Unframed

Example(s)

SOUR:DATA:TEL:CPRI:FRAM:TYPE?

See Also

SOURce:DATA:TELecom:CPRI:EMULation:MODE?

:SOURce:DATA:TELecom:CPRI:OBSai:VENDor:TYPE

Description

This command sets the Vendor.

At *RST condition, this value is set to Generic.

Nevigation Path: Setup > Test Configurator > Modify Structure > Vendor

Syntax

:SOURce:DATA:TELecom:CPRI:OBSai:VENDor:TYPE <wsp><Vendor>

Parameter(s)

Vendor:

The program data syntax for the first parameter is defined as a <CHARACTER PROGRAM DATA> element.

Sets the Vendor value.

GENERIC : Generic

ERICSSON : Ericsson

Response Syntax

<Framing>

Example(s)

SOUR:DATA:TEL:CPRI:OBS:VEND:TYPE GENERIC

See Also

SOURce:DATA:TELecom:CPRI:FRAMing:TYPE

:SOURce:DATA:TELecom:CPRI:OBSai:VENDor:TYPE?

Description	This command sets the Vendor. At *RST condition, this value is set to Generic. Nevigation Path: Setup > Test Configurator > Modify Structure > Vendor
Syntax	:SOURce:DATA:TELecom:CPRI:OBSai:VENDor:TYPE?
Response Syntax	<Vendor>
Response(s)	**Vendor**: The response data syntax for the first parameter is defined as a <CHARACTER RESPONSE DATA> element. Sets the Vendor value. GENERIC : Generic ERICSSON : Ericsson
Example(s)	SOUR:DATA:TEL:CPRI:OBS:VEND:TYPE?
See Also	SOURce:DATA:TELecom:CPRI:FRAMing:TYPE?

:SOURce:DATA:TELecom:DSNPdh:TYPE

Description

This command selects the DSn/PDH multiplexing or embedded DSn/PDH.

At *RST condition, this value is set to DS1.

Navigation Path: Setup > Test Configurator > Modify Structure > DSn/PDH Multiplexing

Navigation Path: Setup > Test Configurator > Modify Structure > Embedded DSn/PDH

Syntax

:SOURce:DATA:TELecom:DSNPdh:TYPE <wsp><Type>

Parameter(s)

Type:

The program data syntax for the first parameter is defined as a <CHARACTER PROGRAM DATA> element.

Selects the DSn/PDH Multiplexing or Embedded DSn/PDH.

DSn/PDH Multiplexing:

DS1: DS1

DS3: DS3

DS3DS1: DS3/DS1

DS3E1: DS3/E1

E1: E1

E3: E3

E3E2E1: E3/E2/E1

E4: E4

E4E3: E4/E3

E4E3E2: E4/E3/E2

E4E3E2E1: E4/E3/E2/E1

Embedded DSn/PDH:

DS1: DS1

DS3: DS3

E1: E1

E3: E3

E4: E4

:SOURce:DATA:TELecom:DSNPdh:TYPE

Response Syntax	<Vendor>
Example(s)	SOUR:DATA:TEL:DSNP:TYPE DS3E1
See Also	SOURce:DATA:TELecom:OTN:FRAMing SOURce:DATA:TELecom:OTN:FRAMing?

:SOURce:DATA:TELecom:DSNPdh:TYPE?

Description	This query returns the DSn/PDH mulitplexing or embedded DSn/PDH. At *RST condition, this value is set to DS1. Navigation Path: Setup > Test Configurator > Modify Structure > DSn/PDH Multiplexing Navigation Path: Setup > Test Configurator > Modify Structure > Embedded DSn/PDH
Syntax	:SOURce:DATA:TELecom:DSNPdh:TYPE?
Response Syntax	<DSnType>

:SOURce:DATA:TELecom:DSNPdh:TYPE?

Response(s)

DSnType:

The response data syntax for the first parameter is defined as a <CHARACTER RESPONSE DATA> element.

Returns the DSn/PDH Multiplexing or Embedded DSn/PDH.

DSn/PDH Multiplexing:

DS1: DS1

DS3: DS3

DS3DS1: DS3/DS1

DS3E1: DS3/E1

E1: E1

E3: E3

E3E2E1: E3/E2/E1

E4: E4

E4E3: E4/E3

E4E3E2: E4/E3/E2

E4E3E2E1: E4/E3/E2/E1

Embedded DSn/PDH:

DS1: DS1

DS3: DS3

E1: E1

E3: E3

E4: E4

Example(s)

SOUR:DATA:TEL:DSNP:TYPE DS3E1

SOUR:DATA:TEL:DSNP:TYPE?

Returns: DS3E1

See Also

SOURce:DATA:TELecom:OTN:FRAMing

SOURce:DATA:TELecom:OTN:FRAMing?

:SOURce:DATA:TELecom:ETHernet:BERT:FRAMing

Description

This command sets the framing type.

At *RST condition, this value is set to device-dependent.

Navigation Path: Setup > Test Configurator > Modify Structure > Framing

Syntax

:SOURce:DATA:TELecom:ETHernet:BERT:FRAMing <wsp><Layer>

Parameter(s)

Layer:

The program data syntax for the first parameter is defined as a <CHARACTER PROGRAM DATA> element.

Selects the framing type for BERT application.

FRAMEDLAYER1: Framed Layer 1

FRAMEDLAYER2: Framed Layer 2

FRAMEDLAYER3AND4: Framed Layer 3/4

UNFRAMEDPCS: 20 Unframed PCS

UNFRAMEDCAUI4: 4 Unframed CAUI-4

UNFRAMEDXLAUI: 4 Unframed XLAUI

UNFRAMEDWITHOUTSYNC: Unframed without Sync

UNFRAMEDWITHSYNC: Unframed With Sync

16UNFRAMED400GAUI16: 16 Unframed 400GAUI-16

2UNFRAMED50GAUI2: 2 Unframed 50GAUI-2

16UNFRAMED400GAUI8: 16 Unframed 400GAUI-8

8UNFRAMED400GAUI8: 8 Unframed 400GAUI-8

4UNFRAMED200GAUI4: 4 Unframed 200GAUI-4

8UNFRAMED200GAUI4: 8 Unframed 200GAUI-4

Response Syntax

<DSnType>

Example(s)

SOUR:DATA:TEL:ETH:BERT:FRAM FRAMEDLAYER2

SOUR:DATA:TEL:ETH:BERT:FRAM?

Returns: FRAMEDLAYER2

See Also

SOURce:DATA:TELecom:TEST:TYPE

SOURce:DATA:TELecom:ETHernet:BERT:FRAMing?

:SOURce:DATA:TELecom:ETHernet:BERT:FRAMing?

Description

This query returns the framing type.

At *RST condition, this value is set to device-dependent.

Navigation Path: Setup > Test Configurator > Modify Structure > Framing

Syntax

:SOURce:DATA:TELecom:ETHernet:BERT:FRAMing?

Response Syntax

<Layer>

Response(s)

Layer:

The response data syntax for the first parameter is defined as a <CHARACTER RESPONSE DATA> element.

Returns the framing type for BERT application.

FRAMEDLAYER1: Framed Layer 1

FRAMEDLAYER2: Framed Layer 2

FRAMEDLAYER3AND4: Framed Layer 3/4

UNFRAMEDPCS: 20 Unframed PCS

UNFRAMEDCAUI4: 4 Unframed CAUI-4

UNFRAMEDXLAUI: 4 Unframed XLAUI

UNFRAMEDWITHOUTSYNC: Unframed without Sync

UNFRAMEDWITHSYNC: Unframed With Sync

16UNFRAMED400GAUI16: 16 Unframed 400GAUI-16

2UNFRAMED50GAUI2: 2 Unframed 50GAUI-2

16UNFRAMED400GAUI8: 16 Unframed 400GAUI-8

8UNFRAMED400GAUI8: 8 Unframed 400GAUI-8

4UNFRAMED200GAUI4: 4 Unframed 200GAUI-4

8UNFRAMED200GAUI4: 8 Unframed 200GAUI-4

Example(s)

SOUR:DATA:TEL:ETH:BERT:FRAM FRAMEDLAYER2

SOUR:DATA:TEL:ETH:BERT:FRAM?

Returns: FRAMEDLAYER2

See Also

SOURce:DATA:TELecom:TEST:TYPE

SOURce:DATA:TELecom:ETHernet:BERT:FRAMing

:SOURce:DATA:TELecom:ETHernet:PHY:TYPE

Description

This command sets the PHY type.

At *RST condition, this value is set to OTHERS.

Navigation Path: Setup > Test Configurator > Modify Structure > PHY Type

Syntax

:SOURce:DATA:TELecom:ETHernet:PHY:TYPE <wsp><PhyType>

Parameter(s)

PhyType:

The program data syntax for the first parameter is defined as a <CHARACTER PROGRAM DATA> element.

CLR4: CLR4

CWDM4: CWDM4

OTHERS: Others

SR4: SR4

LR4_ER4: LR4/ER4

AOC: AOC

Response Syntax

<Layer>

Example(s)

SOUR:DATA:TEL:ETH:PHY:TYPE SR4

SOUR:DATA:TEL:ETH:PHY:TYPE?

Returns: SR4

See Also

SOURce:DATA:TELecom:ETHernet:PHY:TYPE

:SOURce:DATA:TELecom:ETHernet:PHY:TYPE?

Description

This query returns the PHY type.

At *RST condition, this value is set to OTHERS.

Navigation Path: Setup > Test Configurator > Modify Structure > PHY Type

Syntax

:SOURce:DATA:TELecom:ETHernet:PHY:TYPE?

Response Syntax

<PhyType>

Response(s)

PhyType:

The response data syntax for the first parameter is defined as a <CHARACTER RESPONSE DATA> element.

Returns the PHY type.

CLR4: CLR4

CWDM4: CWDM4

OTHERS: Others

SR4: SR4

LR4_ER4: LR4/

AOC: AOC

Example(s)

SOUR:DATA:TEL:ETH:PHY:TYPE SR4

SOUR:DATA:TEL:ETH:PHY:TYPE?

Returns: SR4

See Also

SOURce:DATA:TELecom:ETHernet:PHY:TYPE?

:SOURce:DATA:TELecom:ETHernet:PORT:TRANsceiver

Description

This command selects the physical connector port.

At *RST condition, this value is set device dependant.

Navigation Path: Setup > Test Configurator > Modify Structure > Connector

Syntax

:SOURce:DATA:TELecom:ETHernet:PORT:TRANsceiver <wsp><Connector>

Parameter(s)

Connector:

The program data syntax for the first parameter is defined as a <CHARACTER PROGRAM DATA> element.

Selects the physical port.

BANTAM

BNC

CFP4P1: CFP4 Port 1

CFP8P1: CFP8 Port 1

QSFPP1, QSFPP2,QSFPP3, QSFPP4: Respectively QSFP Port 1, Port 2, Port 3, and Port 4.

QSFP28P1, QSFP28P2, QSFP28P3, QSFP28P4: Respectively QSFP28 Port 1, Port 2, Port 3, and Port 4.

RJ45: RJ45 Port 1

RJ48C: RJ48C

SFPPLUS: SFP+ Port 1

SFPPLUSP2: SFP+ Port 2

SFP28A1, SFP28A2: Respectively SFP28 Port A1, and Port A2.

SFP28B1, SFP28B2: Respectively SFP28 Port B1, and Port B2.

QSFP28A1, QSFP28A2: Respectively QSFP28 Port A1, and Port A2.

QSFP28B1, QSFP28B2: Respectively QSFP28 Port B1, and Port B2.

QSFP56DDP1: QSFP56-DD Port 1

SFPPLUSRJ45P1, SFPPLUSRJ45P2: Respectively SFPPLUSRJ45 Port 1, and Port 2

CFP4A1: CFP4 Port A1

CFP4B1: CFP4 Port B1

SFP28RJ45A1, SFP28RJ45A2: Respectively SFP28RJ45 Port A1, and Port A2

SFP28RJ45B1, SFP28RJ45B2: Respectively SFP28RJ45 Port B1, and Port B2

OSFPP1: OSFP Port 1

:SOURce:DATA:TELecom:ETHernet:PORT:TRANsceiver

Response Syntax	<PhyType>
Example(s)	SOUR:DATA:TEL:ETH:PORT:TRAN CFP4P1 SOUR:DATA:TEL:ETH:PORT:TRAN? Returns: CFP4P1
See Also	SOURce:DATA:TELecom:ETHernet:PORT:TRANsceiver?

:SOURce:DATA:TELecom:ETHernet:PORT:TRANsceiver?

Description	This query returns the selected physical connector port. At *RST condition, this value is set to device dependant. Navigation Path: Setup > Test Configurator > Modify Structure > Connector
Syntax	:SOURce:DATA:TELecom:ETHernet:PORT:TRANsceiver?
Response Syntax	<Connector>

:SOURce:DATA:TELecom:ETHernet:PORT:TRANsceiver?

Response(s)

Connector:

The response data syntax for the first parameter is defined as a <CHARACTER RESPONSE DATA> element.

Returns the selected physical port.

BANTAM

BNC

CFP4P1: CFP4 Port 1

CFP8P1: CFP8 Port 1

QSFPP1, QSFPP2,QSFPP3, QSFPP4: Respectively QSFP Port 1, Port 2, Port 3, and Port 4.

QSFP28P1, QSFP28P2, QSFP28P3, QSFP28P4: Respectively QSFP28 Port 1, Port 2, Port 3, and Port 4.

RJ45: RJ45 Port 1

RJ48C: RJ48C

SFPPLUS: SFP+ Port 1

SFPPLUSP2: SFP+ Port 2

SFP28A1, SFP28A2: Respectively SFP28 Port A1, and Port A2.

SFP28B1, SFP28B2: Respectively SFP28 Port B1, and Port B2.

QSFP28A1, QSFP28A2: Respectively QSFP28 Port A1, and Port A2.

QSFP28B1, QSFP28B2: Respectively QSFP28 Port B1, and Port B2.

QSFP56DDP1: QSFP56-DD Port 1

SFPPLUSRJ45P1, SFPPLUSRJ45P2: Respectively SFPPLUSRJ45 Port 1, and Port 2

CFP4A1: CFP4 Port A1

CFP4B1: CFP4 Port B1

SFP28RJ45A1, SFP28RJ45A2: Respectively SFP28RJ45 Port A1, and Port A2

SFP28RJ45B1, SFP28RJ45B2: Respectively SFP28RJ45 Port B1, and Port B2

OSFPP1: OSFP Port 1

Example(s)

SOUR:DATA:TEL:ETH:PORT:TRAN CFPP2

SOUR:DATA:TEL:ETH:PORT:TRAN?

Returns: CFPP2

See Also

SOURce:DATA:TELecom:ETHernet:PORT:TRANsceiver

:SOURce:DATA:TELecom:ETHernet:SLOopback:TRANsparent:MODE:ENABle

Description	This command enables/disables the loopback mode type for Smart Loopback application. At *RST condition, this value is set to OFF. Navigation Path: Setup > Test Configurator > Modify Structure > Transparent
Syntax	:SOURce:DATA:TELecom:ETHernet:SLOopback:TRANsparent:MODE:ENABle <wsp><Status>
Parameter(s)	**Status**: The program data syntax for the first parameter is defined as a <BOOLEAN PROGRAM DATA> element. Enables/disables: ON: Enables OFF: Disables
Response Syntax	<Connector>
Example(s)	SOUR:DATA:TEL:ETH:SLO:TRAN:MODE:ENAB ON
See Also	SOURce:DATA:TELecom:ETHernet:SLOopback:MODE?

:SOURce:DATA:TELecom:ETHernet:SLOopback:TRANsparent:MODE:ENABle?

Description	This query returns the status of the loopback mode type for Smart Loopback application. At *RST condition, this value is set to OFF. Navigation Path: Setup > Test Configurator > Modify Structure > Transparent
Syntax	:SOURce:DATA:TELecom:ETHernet:SLOopback:TRANsparent:MODE:ENABle?
Response Syntax	<Status>
Response(s)	**Status**: The response data syntax for the first parameter is defined as a <BOOLEAN RESPONSE DATA> element. Returns the enable/disable status: 1: Enabled 0: Disabled
Example(s)	SOUR:DATA:TEL:ETH:SLO:TRAN:MODE:ENAB?
See Also	SOURce:DATA:TELecom:ETHernet:SLOopback:MODE?

:SOURce:DATA:TELecom:FETHernet:GROup:PTYPe

Description

This command sets the PHY type for all port in the FlexE group.

At *RST condition, this value is set to Others.

Navigation Path: Setup > Test Configurator > Modify Structure > PHY Type

Syntax

:SOURce:DATA:TELecom:FETHernet:GROup:PTYPe <wsp><PhyType>

Parameter(s)

PhyType:

The program data syntax for the first parameter is defined as a <CHARACTER PROGRAM DATA> element.

CLR4: CLR4

CWDM4: CWDM4

OTHERS: Others

SR4: SR4

LR4_ER4: LR4/ER4

AOC: AOC

Response Syntax

<Status>

Example(s)

SOUR:DATA:TEL:FETH:GRO:PTYP SR4

SOUR:DATA:TEL:FETH:GRO:PTYP?

Returns: SR4

See Also

SOURce:DATA:TELecom:FETHernet:GROup:PTYPe?

:SOURce:DATA:TELecom:FETHernet:GROup:PTYPe?

Description

This query returns the PHY typ for all ports in the FlexE group..

At *RST condition, this value is set to Others.

Navigation Path: Setup > Test Configurator > Modify Structure > PHY Type

Syntax

:SOURce:DATA:TELecom:FETHernet:GROup:PTYPe?

Response Syntax

<PhyType>

Response(s)

PhyType:

The response data syntax for the first parameter is defined as a <CHARACTER RESPONSE DATA> element.

Returns the PHY type:

CLR4: CLR4

CWDM4: CWDM4

OTHERS: Others

SR4: SR4

LR4_ER4: LR4/ER4

AOC: AOC

Example(s)

SOUR:DATA:TEL:FETH:GRO:PTYP SR4

SOUR:DATA:TEL:FETH:GRO:PTYP?

Returns: SR4

See Also

SOURce:DATA:TELecom:FETHernet:GROup:PTYPe

:SOURce:DATA:TELecom:FETHernet:PORT:SELection

Description

This command selects the physical ports to be assigned to a FlexE group.

At *RST condition, this value is set to (PORT1, PORT2).

Navigation Path: Setup > Test Configurator > Modify Structure > Port #

Syntax

:SOURce:DATA:TELecom:FETHernet:PORT:SELection <wsp><Ports>

Parameter(s)

Ports:

The program data syntax for the first parameter is defined as a <STRING PROGRAM DATA> element.

Select all physical port(s) to be assigned to a FlexE group by entering in parantheses each port number separated by a comma as follows: (P1, P2, P3, P4) or (PORT1, PORT2, PORT3, PORT4).

Response Syntax

<PhyType>

Example(s)

SOUR:DATA:TEL:FETH:PORT:SEL (P1, P2)

SOUR:DATA:TEL:FETH:PORT:SEL?

Returns: (PORT1, PORT2)

See Also

SOURce:DATA:TELecom:FETHernet:PORT:SELection?

:SOURce:DATA:TELecom:FETHernet:PORT:SELection?

Description
This query returns the physical ports assigned to a FlexE group.
At *RST condition, this value is set to (PORT1, PORT2).
Navigation Path: Setup > Test Configurator > Modify Structure > Port #

Syntax
:SOURce:DATA:TELecom:FETHernet:PORT:SELection?

Response Syntax
<Ports>

Response(s)
Ports:
The response data syntax for the first parameter is defined as a <STRING RESPONSE DATA> element.
Return the list of port assigned to a FlexE group.

Example(s)
SOUR:DATA:TEL:FETH:PORT:SEL (P1, P2)
SOUR:DATA:TEL:FETH:PORT:SEL?
Returns: (PORT1, PORT2)

See Also
SOURce:DATA:TELecom:FETHernet:PORT:SELection

:SOURce:DATA:TELecom:ITYPe

Description

This command sets the interface rate.

At *RST condition, this value is device dependant.

Navigation Path: Setup > Test Configurator > Modify Structure > Interface

Syntax

:SOURce:DATA:TELecom:ITYPe <wsp><Interface>

Parameter(s)

Interface:

The program data syntax for the first parameter is defined as a <CHARACTER PROGRAM DATA> element.

Sets the interface type.

101001000MELEC: 10/100/1000M Electrical

100MOPTICAL, 1GEOPTICAL, 10GELAN, 10GEWAN, 25GE: respectively 100M Optical, 1GE Optical, 10GE LAN, 10GE WAN, 25GE

1X, 2X, 4X, 8X, 10X, 16X, 32X: respectively Fibre Channel 1X, 2X, 4X, 8X, 10X, 16X, 32X

CPRI12G, CPRI24G, CPRI31G, CPRI49G, CPRI61G, CPRI98G, CPRI101G, CPRI243G: respectively CPRI 1.2G, 2.4G, 3.1G, 4.9G, 6.1G, 9.1G, 10.1G, 24.3G

DS1, DS3

E1, E2, E3, E4

LANE1X50: 50GE [53.125 Gbit/s]

LANE4X10: OTU3 (4 Lanes) [43.018 Gbit/s] or 40GE 4 lanes [41.25 Gbit/s]

LANE4X25: OTU4 (4 Lanes) [111.81 Gbit/s] or 100GE 4 lanes [103.125 Gbit/s]

LANE8X50: 400GE (8 Lanes) [412.500 Gbit/s]

LANE4X100: 400GE (4 Lanes) [412.500 Gbit/s]

LANE4X50: 200GE (4 Lanes) [212.500 Gbit/s]

OBSAI15G, OBSAI31G, OBSAI61G: respectively OBSAI 1.5G, 3.1G, 6.1G

OC1, OC3, OC12, OC48, OC192: respectively OC-1, OC-3, OC-12, OC-48, OC-192

OTU1, OTU1E, OTU1F, OTU2, OTU2E, OTU2F: respectively OTU1, OTU1e, OTU1f, OTU2, OTU2e, OTU2f

OTU3E1: OTU3e1 (4 Lanes) [44.571 Gbit/s]

OTU3E2: OTU3e2 (4 Lanes) [44.583 Gbit/s]

STM0, STM0E, STM1, STM1E, STM4, STM16, STM64: respectively STM-0, STM-0e, STM-1, STM-1e, STM-4, STM-16, STM-64

STS1E, STS3E: respectively STS-1e, STS-3e

:SOURce:DATA:TELecom:ITYPe

Response Syntax	<Ports>
Example(s)	SOUR:DATA:TEL:ITYP LANE4X25 SOUR:DATA:TEL:ITYP? Returns: LANE4X25
See Also	SOURce:DATA:TELecom:TEST

:SOURce:DATA:TELecom:ITYPe?

Description	This query returns the interface rate. At *RST condition, this value is device dependant. Navigation Path: Setup > Test Configurator > Modify Structure > Interface
Syntax	:SOURce:DATA:TELecom:ITYPe?
Response Syntax	<Interface>

:SOURce:DATA:TELecom:ITYPe?

Response(s)

Interface:

The response data syntax for the first parameter is defined as a <CHARACTER RESPONSE DATA> element.

Returns the interface type.

101001000MELEC: 10/100/1000M Electrical

100MOPTICAL, 1GEOPTICAL, 10GELAN, 10GEWAN, 25GE: respectively 100M Optical, 1GE Optical, 10GE LAN, 10GE WAN, 25GE

1X, 2X, 4X, 8X, 10X, 16X, 32X: respectively Fibre Channel 1X, 2X, 4X, 8X, 10X, 16X, 32X

CPRI12G, CPRI24G, CPRI31G, CPRI49G, CPRI61G, CPRI98G, CPRI101G, CPRI243G: respectively CPRI 1.2G, 2.4G, 3.1G, 4.9G, 6.1G, 9.1G, 10.1G, 24.3G

DS1, DS3

E1, E2, E3, E4

LANE1X50: 50GE [53.125 Gbit/s]

LANE4X10: OTU3 (4 Lanes) [43.018 Gbit/s] or 40GE 4 lanes [41.25 Gbit/s]

LANE4X25: OTU4 (4 Lanes) [111.81 Gbit/s] or 100GE 4 lanes [103.125 Gbit/s]

LANE8X50: 400GE (8 Lanes) [412.500 Gbit/s]

LANE4X50: 200GE (4 Lanes) [212.500 Gbit/s]

OBSAI15G, OBSAI31G, OBSAI61G: respectively OBSAI 1.5G, 3.1G, 6.1G

OC1, OC3, OC12, OC48, OC192: respectively OC-1, OC-3, OC-12, OC-48, OC-192

OTU1, OTU1E, OTU1F, OTU2, OTU2E, OTU2F: respectively OTU1, OTU1e, OTU1f, OTU2, OTU2e, OTU2f

OTU3E1: OTU3e1 (4 Lanes) [44.571 Gbit/s]

OTU3E2: OTU3e2 (4 Lanes) [44.583 Gbit/s]

STM0, STM0E, STM1, STM1E, STM4, STM16, STM64: respectively STM-0, STM-0e, STM-1, STM-1e, STM-4, STM-16, STM-64

STS1E, STS3E: respectively STS-1e, STS-3e

Example(s)

SOUR:DATA:TEL:ITYP LANE4X25

SOUR:DATA:TEL:ITYP?

Returns: LANE4X25

See Also

SOURce:DATA:TELecom:TEST?

:SOURce:DATA:TELecom:LANE

Description

This command sets the LANE number.

At *RST condition, this value is set to LANE0.

Navigation Path: Setup > Test configurator > Modify Structure > LANE

Syntax

:SOURce:DATA:TELecom:LANE <wsp><LANE>

Parameter(s)

LANE:

The program data syntax for the first parameter is defined as a <CHARACTER PROGRAM DATA> element.

LANE0: LANE0

LANE1: LANE1

LANE2: LANE2

LANE3: LANE3

Response Syntax

<Interface>

Example(s)

SOUR:DATA:TEL:LANE LANE1

SOUR:DATA:TEL:LANE?

Returns: LANE1

See Also

SOURce:DATA:TELecom:LANE

:SOURce:DATA:TELecom:LANE?

Description

This query returns the LANE number.

At *RST condition, this value is set to LANE0.

Navigation Path: Setup > Test configurator > Modify Structure > LANE

Syntax

:SOURce:DATA:TELecom:LANE?

Response Syntax

<LANE>

Response(s)

LANE:

The response data syntax for the first parameter is defined as a <CHARACTER RESPONSE DATA> element.

Returns the LANE number.

LANE0: LANE0

LANE1: LANE1

LANE2: LANE2

LANE3: LANE3

Example(s)

SOUR:DATA:TEL:LANE LANE1

SOUR:DATA:TEL:LANE?

Returns: LANE1

See Also

SOURce;DATA:TELecom:LANE?

:SOURce:DATA:TELecom:ODU:TYPE

Description

This command selects the OTN Multiplexing including payload type.

At *RST condition, this value is set to device dependant.

Navigation Path: Setup > Test Configurator > Modify Structure > OTN Multiplexing

Syntax

:SOURce:DATA:TELecom:ODU:TYPE <wsp><Multiplexing>

:SOURce:DATA:TELecom:ODU:TYPE

Parameter(s)

Multiplexing:

The program data syntax for the first parameter is defined as a <CHARACTER PROGRAM DATA> element.

Selects the OTN Multiplexing. NOTE: Make sure the Client is properly set before using this command.

ODU1: ODU1 for Pattern client

O1ODU0: ODU1-PT20/ODU0 for Pattern client

O1ODU0GMP: ODU1-PT20/ODU0 for 1 GbE client

ODU2: ODU2 for Pattern or 10 GbE client

O2GMPODU0: ODU2-PT21/ODU0 for Pattern client

O2GMPODU0GMP: ODU2-PT21/ODU0 for 1 GbE client

O2GMPODUFLEX: ODU2-PT21/ODUflex for Pattern or Ethernet (flex/GFP-F) client

O2O1ODU0: ODU2-PT20/ODU1-PT20/ODU0 for Pattern client

O2O1ODU0GMP: ODU2-PT20/ODU1-PT20/ODU0 for 1 GbE client

O2ODU1: ODU2-PT20/ODU1 for Pattern client

O2PT21O1ODU0: ODU2-PT21/ODU1-PT20/ODU0 for Pattern client

O2PT21O1ODU0GMP: ODU2-PT21/ODU1-PT20/ODU0 for 1 GbE client

O2PT21ODU1: ODU2-PT21/ODU1 for Pattern client

ODU1E: ODU1e for Pattern or 10 GbE client

ODU2E: ODU2e for Pattern or 10 GbE client

ODU1F: ODU1f for Pattern client

ODU2F: ODU2f for Pattern client

ODU3E1: ODU3e1 for Pattern client

ODU3E2: ODU3e2 for Pattern client

O3: ODU3 for Pattern or 40 GbE client

O3GMPODUFLEX: ODU3-PT21/ODUflex for Pattern or Ethernet (flex/GFP-F) client

O3O1ODU0: ODU3-PT20/ODU1-PT20/ODU0 for Pattern client

:SOURce:DATA:TELecom:ODU:TYPE

Parameter(s)

O3O1ODU0GMP: ODU3-PT20/ODU1-PT20/ODU0 for 1 GbE client
O3O2O1ODU0: ODU3-PT20/ODU2-PT20/ODU1-PT20/ODU0 for Pattern client
O3O2O1ODU0GMP: ODU3-PT20/ODU2-PT20/ODU1-PT20/ODU0 for 1 GbE client
O3O2ODU1: ODU3-PT20/ODU2-PT20/ODU1 for Pattern client
O3O2PT21O1ODU0: ODU3-PT20/ODU2-PT21/ODU1-PT20/ODU0 for Pattern client
O3O2PT21O1ODU0GMP: ODU3-PT20/ODU2-PT21/ODU1-PT20/ODU0 for 1 GbE client
O3O2PT21ODU1: ODU3-PT20/ODU2-PT21/ODU1 for Pattern client
O3ODU0: ODU3-PT21/ODU0 for Pattern client
O3ODU0GMP: ODU3-PT21/ODU0 for 1 GbE client
O3ODU1: ODU3-PT20/ODU1 for Pattern client
O3ODU2: ODU3-PT20/ODU2 for Pattern or 10 GbE client.
O3PT21O1ODU0: ODU3-PT21/ODU1-PT20/ODU0 for Pattern client
O3PT21O1ODU0GMP: ODU3-PT21/ODU1-PT20/ODU0 for 1 GbE client
O3PT21O2O1ODU0: ODU3-PT21/ODU2-PT20/ODU1-PT20/ODU0 for Pattern client
O3PT21O2O1ODU0GMP: ODU3-PT21/ODU2-PT20/ODU1-PT20/ODU0 for 1 GbE client
O3PT21O2ODU1: ODU3-PT21/ODU2-PT20/ODU1 for Pattern client
O3PT21O2PT21O1ODU0: ODU3-PT21/ODU2-PT21/ODU1-PT20/ODU0 for Pattern client
O3PT21O2PT21O1ODU0GMP: ODU3-PT21/ODU2-PT21/ODU1-PT20/ODU0 for 1 GeE client
O3PT21O2PT21ODU1: ODU3-PT21/ODU2-PT21/ODU1 for Pattern client
O3PT21ODU1: ODU3-PT21/ODU1 for Pattern client
O3PT21ODU2: ODU3-PT21/ODU2 for Pattern or 10 GbE client

O4: ODU4 for Pattern or 100 GbE client
O4GMPO1ODU0: ODU4-PT21/ODU1-PT20/ODU0 for Pattern client
O4GMPO1ODU0GMP: ODU4-PT21/ODU1-PT20/ODU0 for 1 GbE client
O4GMPO2ODU1: ODU4-PT21/ODU2-PT20/ODU1 for Pattern client
O4GMPO2GMPODU0: ODU4-PT21/ODU2-PT21/ODU0 for Pattern client
O4GMPO2GMPODU0GMP: ODU4-PT21/ODU2-PT21/ODU0 for 1 GbE client
O4GMPO2GMPODUFLEX: ODU4-PT21/ODU2-PT21/ODUflex for Pattern or Ehternet (flex/GFP-F) client

:SOURce:DATA:TELecom:ODU:TYPE

Parameter(s)

O4GMPO2O1ODU0: ODU4-PT21/ODU2-PT20/ODU1-PT20/ODU0 for Pattern client

O4GMPO2O1ODU0GMP: ODU4-PT21/ODU2-PT20/ODU1-PT20/ODU0 for 1 GbE client

O4GMPO2PT21O1ODU0: ODU4-PT21/ODU2-PT21/ODU1-PT20/ODU0 for Pattern client

O4GMPO2PT21O1ODU0GMP: DU4-PT21/ODU2-PT21/ODU1-PT20/ODU0 for 1 GbE client

O4GMPO2PT21ODU1: ODU4-PT21/ODU2-PT21/ODU1 for Pattern client

O4GMPO3GMPODU0: ODU4-PT21/ODU3-PT21/ODU0 for Pattern client

O4GMPO3GMPODU0GMP: ODU4-PT21/ODU3-PT21/ODU0 for 1 GbE client

O4GMPO3O2O1ODU0: ODU4-PT21/ODU3-PT20/ODU2-PT20/ODU1-PT20/ODU0 for Pattern client

O4GMPO3O2O1ODU0GMP: ODU4-PT21/ODU3-PT20/ODU2-PT20/ODU1-PT20/ODU0 for 1 GbE client

O4GMPO3O2ODU1: ODU4-PT21/ODU3-PT20/ODU2-PT20/ODU1 for Pattern client

O4GMPO3O2PT21O1ODU0: ODU4-PT21/ODU3-PT20/ODU2-PT21/ODU1-PT20/ODU0 for Pattern client

O4GMPO3O2PT21O1ODU0GMP: ODU4-PT21/ODU3-PT20/ODU2-PT21/ODU1-PT20/ODU0 for 1 GbE client

O4GMPO3O2PT21ODU1: ODU4-PT21/ODU3-PT20/ODU2-PT21/ODU1 for Pattern client

O4GMPO3ODU1: ODU4-PT21/ODU3-PT20/ODU1 for Pattern client

O4GMPO3ODU2: ODU4-PT21/ODU3-PT20/ODU2 for Pattern or 10 GbE client

O4GMPO3PT21O2O1ODU0: ODU4-PT21/ODU3-PT21/ODU2-PT20/ODU1-PT20/ODU0 for Pattern client

O4GMPO3PT21O2O1ODU0GMP: ODU4-PT21/ODU3-PT21/ODU2-PT20/ODU1-PT20/ODU0 for 1 GbE client

O4GMPO3PT21O2ODU1: ODU4-PT21/ODU3-PT21/ODU2-PT20/ODU1 for Pattern client

O4GMPO3PT21O2PT21O1ODU0: ODU4-PT21/ODU3-PT21/ODU2-PT21/ODU1-PT20/ODU0 for Pattern client

O4GMPO3PT21O2PT21O1ODU0GMP: ODU4-PT21/ODU3-PT21/ODU2-PT21/ODU1-PT20/ODU0 for 1 GbE client

O4GMPO3PT21O2PT21ODU1: ODU4-PT21/ODU3-PT21/ODU2-Pt21/ODU1 for Pattern client

O4GMPO3PT21ODU1: ODU4-PT21/ODU3-PT21/ODU1 for Pattern client

:SOURce:DATA:TELecom:ODU:TYPE

Parameter(s)

O4GMPO3PT21ODU2: ODU4-PT21/ODU3-PT21/ODU2 for Pattern or 10 GbE client
O4GMPODUFLEX: ODU4-PT21/ODUflex for Pattern or Ehternet (flex/GFP-F) client
O4GMPODU1E: ODU4-PT21/ODU1e for Pattern or 10 GbE client
O4GMPODU0GMP: ODU4-PT21/ODU0 for 1 GbE client
O4GMPODU3GMP: ODU4-PT21/ODU3 for 40 GbE client
O4ODU0: ODU4-PT21/ODU0 for Pattern client
O4ODU1: ODU4-PT21/ODU1 for Pattern client
O4ODU2: ODU4-PT21/ODU2 for Pattern or 10 GbE client
O4ODU2E: ODU4-PT21/ODU2e for Pattern or 10 GbE client
O4ODU3: ODU4-PT21/ODU3 for Pattern client
O4ODUK: ODTUG4 PT21 for Pattern client (refer to ODU Channels for settings)

Response Syntax

<LANE>

Example(s)

OUR:DATA:TEL:OTN:CLI PETTERN
SOUR:DATA:TEL:ODU:TYPE O3
SOUR:DATA:TEL:ODU:TYPE?
Returns: O3

See Also

SOURce:DATA:TELecom:OTN:FRAMing
SOURce:DATA:TELecom:OTN:CLIent

:SOURce:DATA:TELecom:ODU:TYPE?

Description	This query returns the OTN Multiplexing for Optical Data Unit (ODU). At *RST condition, this value is set to ODU3. Navigation Path: Setup > Test Configurator > Modify Structure > OTN Multiplexing
Syntax	:SOURce:DATA:TELecom:ODU:TYPE?
Response Syntax	<ODUType>

:SOURce:DATA:TELecom:ODU:TYPE?

Response(s)

ODUType:

The response data syntax for the first parameter is defined as a <CHARACTER RESPONSE DATA> element.

Returns the OTN Multiplexing including patyload type.

ODU1: ODU1 for Pattern client
O1ODU0: ODU1-PT20/ODU0 for Pattern client
O1ODU0GMP: ODU1-PT20/ODU0 for 1 GbE client

ODU2: ODU2 for Pattern or 10 GbE client
O2GMPODU0: ODU2-PT21/ODU0 for Pattern client
O2GMPODU0GMP: ODU2-PT21/ODU0 for 1 GbE client
O2GMPODUFLEX: ODU2-PT21/ODUflex for Pattern or Ethernet (flex/GFP-F) client
O2O1ODU0: ODU2-PT20/ODU1-PT20/ODU0 for Pattern client
O2O1ODU0GMP: ODU2-PT20/ODU1-PT20/ODU0 for 1 GbE client
O2ODU1: ODU2-PT20/ODU1 for Pattern client
O2PT21O1ODU0: ODU2-PT21/ODU1-PT20/ODU0 for Pattern client
O2PT21O1ODU0GMP: ODU2-PT21/ODU1-PT20/ODU0 for 1 GbE client
O2PT21ODU1: ODU2-PT21/ODU1 for Pattern client

ODU1E: ODU1e for Pattern or 10 GbE client
ODU2E: ODU2e for Pattern or 10 GbE client
ODU1F: ODU1f for Pattern client
ODU2F: ODU2f for Pattern client
ODU3E1: ODU3e1 for Pattern client
ODU3E2: ODU3e2 for Pattern client

O3: ODU3 for Pattern or 40 GbE client
O3GMPODUFLEX: ODU3-PT21/ODUflex for Pattern or Ethernet (flex/GFP-F) client
O3O1ODU0: ODU3-PT20/ODU1-PT20/ODU0 for Pattern client
O3O1ODU0GMP: ODU3-PT20/ODU1-PT20/ODU0 for 1 GbE client

:SOURce:DATA:TELecom:ODU:TYPE?

Response(s)

O3O2O1ODU0: ODU3-PT20/ODU2-PT20/ODU1-PT20/ODU0 for Pattern client
O3O2O1ODU0GMP: ODU3-PT20/ODU2-PT20/ODU1-PT20/ODU0 for 1 GbE client
O3O2ODU1: ODU3-PT20/ODU2-PT20/ODU1 for Pattern client
O3O2PT21O1ODU0: ODU3-PT20/ODU2-PT21/ODU1-PT20/ODU0 for Pattern client
O3O2PT21O1ODU0GMP: ODU3-PT20/ODU2-PT21/ODU1-PT20/ODU0 for 1 GbE client
O3O2PT21ODU1: ODU3-PT20/ODU2-PT21/ODU1 for Pattern client
O3ODU0: ODU3-PT21/ODU0 for Pattern client
O3ODU0GMP: ODU3-PT21/ODU0 for 1 GbE client
O3ODU1: ODU3-PT20/ODU1 for Pattern client
O3ODU2: ODU3-PT20/ODU2 for Pattern or 10 GbE client.
O3PT21O1ODU0: ODU3-PT21/ODU1-PT20/ODU0 for Pattern client
O3PT21O1ODU0GMP: ODU3-PT21/ODU1-PT20/ODU0 for 1 GbE client
O3PT21O2O1ODU0: ODU3-PT21/ODU2-PT20/ODU1-PT20/ODU0 for Pattern client
O3PT21O2O1ODU0GMP: ODU3-PT21/ODU2-PT20/ODU1-PT20/ODU0 for 1 GbE client
O3PT21O2ODU1: ODU3-PT21/ODU2-PT20/ODU1 for Pattern client
O3PT21O2PT21O1ODU0: ODU3-PT21/ODU2-PT21/ODU1-PT20/ODU0 for Pattern client
O3PT21O2PT21O1ODU0GMP: ODU3-PT21/ODU2-PT21/ODU1-PT20/ODU0 for 1 GeE client
O3PT21O2PT21ODU1: ODU3-PT21/ODU2-PT21/ODU1 for Pattern client
O3PT21ODU1: ODU3-PT21/ODU1 for Pattern client
O3PT21ODU2: ODU3-PT21/ODU2 for Pattern or 10 GbE client

O4: ODU4 for Pattern or 100 GbE client
O4GMPO1ODU0: ODU4-PT21/ODU1-PT20/ODU0 for Pattern client
O4GMPO1ODU0GMP: ODU4-PT21/ODU1-PT20/ODU0 for 1 GbE client
O4GMPO2ODU1: ODU4-PT21/ODU2-PT20/ODU1 for Pattern client
O4GMPO2GMPODU0: ODU4-PT21/ODU2-PT21/ODU0 for Pattern client
O4GMPO2GMPODU0GMP: ODU4-PT21/ODU2-PT21/ODU0 for 1 GbE client
O4GMPO2GMPODUFLEX: ODU4-PT21/ODU2-PT21/ODUflex for Pattern or Ehternet (flex/GFP-F) client
O4GMPO2O1ODU0: ODU4-PT21/ODU2-PT20/ODU1-PT20/ODU0 for Pattern client

:SOURce:DATA:TELecom:ODU:TYPE?

Response(s)

O4GMPO2O1ODU0GMP: ODU4-PT21/ODU2-PT20/ODU1-PT20/ODU0 for 1 GbE client

O4GMPO2PT21O1ODU0: ODU4-PT21/ODU2-PT21/ODU1-PT20/ODU0 for Pattern client

O4GMPO2PT21O1ODU0GMP: DU4-PT21/ODU2-PT21/ODU1-PT20/ODU0 for 1 GbE client

O4GMPO2PT21ODU1: ODU4-PT21/ODU2-PT21/ODU1 for Pattern client

O4GMPO3GMPODU0: ODU4-PT21/ODU3-PT21/ODU0 for Pattern client

O4GMPO3GMPODU0GMP: ODU4-PT21/ODU3-PT21/ODU0 for 1 GbE client

O4GMPO3O2O1ODU0: ODU4-PT21/ODU3-PT20/ODU2-PT20/ODU1-PT20/ODU0 for Pattern client

O4GMPO3O2O1ODU0GMP: ODU4-PT21/ODU3-PT20/ODU2-PT20/ODU1-PT20/ODU0 for 1 GbE client

O4GMPO3O2ODU1: ODU4-PT21/ODU3-PT20/ODU2-PT20/ODU1 for Pattern client

O4GMPO3O2PT21O1ODU0: ODU4-PT21/ODU3-PT20/ODU2-PT21/ODU1-PT20/ODU0 for Pattern client

O4GMPO3O2PT21O1ODU0GMP: ODU4-PT21/ODU3-PT20/ODU2-PT21/ODU1-PT20/ODU0 for 1 GbE client

O4GMPO3O2PT21ODU1: ODU4-PT21/ODU3-PT20/ODU2-PT21/ODU1 for Pattern client

O4GMPO3ODU1: ODU4-PT21/ODU3-PT20/ODU1 for Pattern client

O4GMPO3ODU2: ODU4-PT21/ODU3-PT20/ODU2 for Pattern or 10 GbE client

O4GMPO3PT21O2O1ODU0: ODU4-PT21/ODU3-PT21/ODU2-PT20/ODU1-PT20/ODU0 for Pattern client

O4GMPO3PT21O2O1ODU0GMP: ODU4-PT21/ODU3-PT21/ODU2-PT20/ODU1-PT20/ODU0 for 1 GbE client

O4GMPO3PT21O2ODU1: ODU4-PT21/ODU3-PT21/ODU2-PT20/ODU1 for Pattern client

O4GMPO3PT21O2PT21O1ODU0: ODU4-PT21/ODU3-PT21/ODU2-PT21/ODU1-PT20/ODU0 for Pattern client

O4GMPO3PT21O2PT21O1ODU0GMP: ODU4-PT21/ODU3-PT21/ODU2-PT21/ODU1-PT20/ODU0 for 1 GbE client

O4GMPO3PT21O2PT21ODU1: ODU4-PT21/ODU3-PT21/ODU2-Pt21/ODU1 for Pattern client

O4GMPO3PT21ODU1: ODU4-PT21/ODU3-PT21/ODU1 for Pattern client

O4GMPO3PT21ODU2: ODU4-PT21/ODU3-PT21/ODU2 for Pattern or 10 GbE client

:SOURce:DATA:TELecom:ODU:TYPE?

Response(s)

O4GMPODUFLEX: ODU4-PT21/ODUflex for Pattern or Ehternet (flex/GFP-F) client
O4GMPODU1E: ODU4-PT21/ODU1e for Pattern or 10 GbE client
O4GMPODU0GMP: ODU4-PT21/ODU0 for 1 GbE client
O4GMPODU3GMP: ODU4-PT21/ODU3 for 40 GbE client
O4ODU0: ODU4-PT21/ODU0 for Pattern client
O4ODU1: ODU4-PT21/ODU1 for Pattern client
O4ODU2: ODU4-PT21/ODU2 for Pattern or 10 GbE client
O4ODU2E: ODU4-PT21/ODU2e for Pattern or 10 GbE client
O4ODU3: ODU4-PT21/ODU3 for Pattern client
O4ODUK: ODTUG4 PT21 for Pattern client (refer to ODU Channels for settings)

Example(s)

SOUR:DATA:TEL:ODU:TYPE O3
SOUR:DATA:TEL:ODU:TYPE?
Returns: O3

See Also

SOURce:DATA:TELecom:OTN:FRAMing
SOURce:DATA:TELecom:OTN:FRAMing?

:SOURce:DATA:TELecom:OPTical:PORT:LTYPe

Description

This command sets the host or media loopback type on optical modules that support it..

At *RST condition, this value is set to NONE.

Navigation Path: Setup > Test Configurator > Modify Structure > Host/Media Loopback

Syntax

:SOURce:DATA:TELecom:OPTical:PORT:LTYPe <wsp><Loopback>

Parameter(s)

Loopback:

The program data syntax for the first parameter is defined as a <CHARACTER PROGRAM DATA> element.

NONE: No loopback

HOST_SIDE_INPUT: Host side input loopback

MEDIA_SIDE_OUTPUT: Media side output loopback

Response Syntax

<ODUType>

Example(s)

SOUR:DATA:TEL:OPT:PORT:LTYP NONE

SOUR:DATA:TEL:OPT:PORT:LTYP?

Returns: NONE

See Also

SOURce:DATA:TELecom:OPTical:PORT:LTYPe?

SOURce:DATA:TELecom:OPTical:PORT:FREQuency?

:SOURce:DATA:TELecom:OPTical:PORT:LTYPe?

Description

This query returns the configuration of the host or media loopback type.

At *RST condition, this value is set to NONE.

Navigation Path: Setup > Test Configurator > Modify Structure > Host/Media Loopback

Syntax

:SOURce:DATA:TELecom:OPTical:PORT:LTYPe?

Response Syntax

<Loopback>

Response(s)

Loopback:

The response data syntax for the first parameter is defined as a <CHARACTER RESPONSE DATA> element.

Returns the configuration of the host or media loopback type

NONE: No loopback

HOST_SIDE_INPUT: Host side input loopback

MEDIA_SIDE_OUTPUT: Media side output loopback

Example(s)

SOURce:DATA:TELecom:OPTical:PORT:LTYPe NONE

SOURce:DATA:TELecom:OPTical:PORT:LTYPe?

Returns: NONE

See Also

SOURce:DATA:TELecom:OPTical:PORT:LTYPe

SOURce:DATA:TELecom:OPTical:PORT:FREQuency?

:SOURce:DATA:TELecom:OTN:CLIent

Description

This command selects the client type for OTN test applications.

At *RST condition, this value is set to PATTERN.

Navigation Path: Setup > Test Configurator > Modify Structure > Client

Syntax

:SOURce:DATA:TELecom:OTN:CLIent <wsp><Client>

Parameter(s)

Client:

The program data syntax for the first parameter is defined as a <CHARACTER PROGRAM DATA> element.

Selects the client type for OTN BERT application.

1GBE: 1 GbE

10GBE: 10 GbE

100GBE: 100 GbE

40GBE: 40GbE

ETHERNETFLEX: Ethernet (flex/GFP-F)

PATTERN: Pattern

Response Syntax

<Loopback>

Example(s)

SOUR:DATA:TEL:OTN:CLI ETHERNETFLEX

SOUR:DATA:TEL:OTN:CLI?

Returns: ETHERNETFLEX

See Also

SOURce:DATA:TELecom:OTN:FRAMing?

:SOURce:DATA:TELecom:OTN:CLIent?

Description

This query returns the client type for OTN test applications.

At *RST condition, this value is set to PATTERN.

Navigation Path: Setup > Test Configurator > Modify Structure > Client

Syntax

:SOURce:DATA:TELecom:OTN:CLIent?

Response Syntax

<Client>

Response(s)

Client:

The response data syntax for the first parameter is defined as a <CHARACTER RESPONSE DATA> element.

Returns the client type for OTN BERT application.

1GBE: 1 GbE

10GBE: 10 GbE

100GBE: 100 GbE

40GBE: 40GbE

ETHERNETFLEX: Ethernet (flex/GFP-F)

PATTERN: Pattern

Example(s)

SOUR:DATA:TEL:OTN:CLI ETHERNETFLEX

SOUR:DATA:TEL:OTN:CLI?

Returns: ETHERNETFLEX

See Also

SOURce:DATA:TELecom:OTN:FRAMing

:SOURce:DATA:TELecom:OTN:FRAMing

Description

This command selects the framing for OTN BERT application.

At *RST condition, this value is set to Framed.

Navigation Path: Setup > Test Configurator > Modify Structure > Framing

Syntax

:SOURce:DATA:TELecom:OTN:FRAMing <wsp><Framing>

Parameter(s)

Framing:

The program data syntax for the first parameter is defined as a <CHARACTER PROGRAM DATA> element.

Selects the frame layer type for OTN BERT application.

FRAMED

4UPHLANE: 4 Unframed Physical Lanes

20ULOGLANE: 20 Unframed Physical Lanes

Response Syntax

<Client>

Example(s)

SOUR:DATA:TEL:OTN:FRAM FRAMED

SOUR:DATA:TEL:OTN:FRAM?

Returns: FRAMED

See Also

SOURce:DATA:TELecom:TEST:TYPE

:SOURce:DATA:TELecom:OTN:FRAMing?

Description

This query returns the framing for OTN BERT application.

At *RST condition, this value is set to Framed.

Navigation Path: Setup > Test Configurator > Modify Structure > Framing

Syntax

:SOURce:DATA:TELecom:OTN:FRAMing?

Response Syntax

<Framing>

Response(s)

Framing:

The response data syntax for the first parameter is defined as a <CHARACTER RESPONSE DATA> element.

Returns the framing.

FRAMED

4UPHLANE: 4 Unframed Physical Lanes

20ULOGLANE: 20 Unframed Physical Lane

Example(s)

SOUR:DATA:TEL:OTN:FRAM FRAMED

SOUR:DATA:TEL:OTN:FRAM?

Returns: FRAMED

See Also

SOURce:DATA:TELecom:TEST:TYPE?

:SOURce:DATA:TELecom:OTN:MULTiplex:ITYPe

Description

This command sets the embedded SONET/SDH signal for OTN-SONET/SDH BERT.

At *RST condition, this value is device dependant.

Navigation Path: Setup > Test Configurator > Modify Structure > Embedded SONET/SDH

Syntax

:SOURce:DATA:TELecom:OTN:MULTiplex:ITYPe <wsp><Interface>

Parameter(s)

Interface:

The program data syntax for the first parameter is defined as a <CHARACTER PROGRAM DATA> element.

Sets the embedded SONET/SDH signal.

OC12: OC-12

OC192: OC-192

OC3: OC-3

OC48: OC-48

OC768: OC-768

STM1: STM-1

STM16: STM-16

STM256: STM-256

STM4: STM-4

STM64: STM-64

Response Syntax

<Framing>

Example(s)

SOUR:DATA:TEL:OTN:MULT:ITYP OC768

SOUR:DATA:TEL:OTN:MULT:ITYP?

Returns: OC768

See Also

SOURce:DATA:TELecom:HOP:TYPE

:SOURce:DATA:TELecom:OTN:MULTiplex:ITYPe?

Description

This query returns the embedded SONET/SDH signal for OTN-SONET/SDH BERT.

At *RST condition, this value is device dependant.

Navigation Path: Setup > Test Configurator > Modify Structure > Embedded SONET/SDH

Syntax

:SOURce:DATA:TELecom:OTN:MULTiplex:ITYPe?

Response Syntax

<Interface>

Response(s)

Interface:

The response data syntax for the first parameter is defined as a <CHARACTER RESPONSE DATA> element.

Returns the embedded SONET/SDH signal:

OC12: OC-12

OC192: OC-192

OC3: OC-3

OC48: OC-48

OC768: OC-768

STM1: STM-1

STM16: STM-16

STM256: STM-256

STM4: STM-4

STM64: STM-64

Example(s)

SOUR:DATA:TEL:OTN:MULT:ITYP OC768

SOUR:DATA:TEL:OTN:MULT:ITYP?

Returns: OC768

See Also

SOURce:DATA:TELecom:HOP:TYPE?

:SOURce:DATA:TELecom:PORT

Description

This command selects the port used for subsequent commands/queries for test applications using more than one test port.

At *RST condition, this value is set to device-dependent.

Syntax

:SOURce:DATA:TELecom:PORT <wsp><PORT>

Parameter(s)

PORT:

The program data syntax for the first parameter is defined as a <CHARACTER PROGRAM DATA> element.

For test using two ports:

FIRST: The first or Primary port (for compatibility purposes, P1 is also accepted).

SECOND: The second or Secondary port (for compatibility purposes, P2 is also accepted).

For FlexE:

P1: Port #1

P2: Port #2

P3: Port #3

P4: Port #4

Response Syntax

<Interface>

Example(s)

SOUR:DATA:TEL:PORT FIRST

SOUR:DATA:TEL:PORT?

Returns: FIRST

:SOURce:DATA:TELecom:PORT?

Description

This query returns the port used for subsequent commands/queries for test applications using more than one test port.

At *RST condition, this value is set to device-dependent.

Syntax

:SOURce:DATA:TELecom:PORT?

Response Syntax

<Port No>

Response(s)

Port No:

The response data syntax for the first parameter is defined as a <CHARACTER RESPONSE DATA> element.

Returns the selected port.

For test using two ports:

FIRST or P1: The first or Primary port

SECOND or P2: The second or Secondary port

For FlexE:

P1: Port #1

P2: Port #2

P3: Port #3

P4: Port #4

Example(s)

SOUR:DATA:TEL:PORT FIRST

SOUR:DATA:TEL:PORT?

Returns: FIRST

:SOURce:DATA:TELecom:SDHSonet:MULTiplex:TYPE

Description

This command select the SONET/SDH Multiplexing for both OTN-SONET/SDH BERT and SONET/SDH BERT test applications.

Navigation Path: Setup > Text Configurator > Modify Structure > SONET/SDH Multiplexing

Syntax

:SOURce:DATA:TELecom:SDHSonet:MULTiplex:TYPE <wsp><Type>

Parameter(s)

Type:

The program data syntax for the first parameter is defined as a <CHARACTER PROGRAM DATA> element.

Select SONET/SDH Multiplexing.

AU3: AU-3

AU3TU11: AU-3/TU-11

AU3TU12: AU-3/TU-12

AU4: AU-4

AU4TU3: AU-4/TU-3

AU4TU11: AU-4/TU-11

AU4TU12: AU-4/TU-12

AU44C: AU-4-4c

AU416C: AU-4-16c

AU464C: AU-4-64c

AU4256C: AU-4-256c

STS1: STS-1

STS1VT2: STS-1/VT-2

STS1VT15: STS-1/VT-1.5

STS3C: STS-3c

STS12C: STS-12c

STS48C: STS-48c

STS192C: STS-192c

STS768C: STS-768c

Response Syntax

<Port No>

Example(s)

SOUR:DATA:TEL:SDHS:MULT:TYPE AU3

SOUR:DATA:TEL:SDHS:MULT:TYPE?

Returns: AU3

:SOURce:DATA:TELecom:SDHSonet:MULTiplex:TYPE?

Description

This query returns the SONET/SDH Multiplexing for both OTN-SONET/SDH BERT and SONET/SDH BERT test applications.

Navigation Path: Setup > Text Configurator > Modify Structure > SONET/SDH Multiplexing

Syntax

:SOURce:DATA:TELecom:SDHSonet:MULTiplex:TYPE?

Response Syntax

<Type>

Response(s)

Type:

The response data syntax for the first parameter is defined as a <CHARACTER RESPONSE DATA> element.

Gets SONET/SDH Multiplexing.

AU3: AU-3

AU3TU11: AU-3/TU-11

AU3TU12: AU-3/TU-12

AU4: AU-4

AU4TU3: AU-4/TU-3

AU4TU11: AU-4/TU-11

AU4TU12: AU-4/TU-12

AU44C: AU-4-4c

AU416C: AU-4-16c

AU464C: AU-4-64c

AU4256C: AU-4-256c

STS1: STS-1

STS1VT2: STS-1/VT-2

STS1VT15: STS-1/VT-1.5

STS3C: STS-3c

STS12C: STS-12c

STS48C: STS-48c

STS192C: STS-192c

STS768C: STS-768c

Example(s)

SOUR:DATA:TEL:SDHS:MULT:TYPE AU3

SOUR:DATA:TEL:SDHS:MULT:TYPE?

Returns: AU3

:SOURce:DATA:TELecom:SOAM:TYPE

Description

This command sets the OAM type.

At *RST condition, this value is set to Ethernet OAM.

Navigation Path: Setup > Test Configurator > Modify Structure > OAM Type

Syntax

:SOURce:DATA:TELecom:SOAM:TYPE[<wsp><Type>]

Parameter(s)

Type:

The program data syntax for the first parameter is defined as a <CHARACTER PROGRAM DATA> element.

Selects OAM type

EOAM: the Ethernet OAM

MOAM: the MPLS-TP OAM

Response Syntax

<Type>

Example(s)

SOUR:DATA:TEL:SOAM:TYPE MOAM

SOUR:DATA:TEL:SOAM:TYPE?

Returns: MOAM

See Also

SOURce:DATA:TELecom:SOAM:MODE

:SOURce:DATA:TELecom:SOAM:TYPE?

Description

This query returns the OAM type.

At *RST condition, this value is set to Ethernet OAM.

Navigation Path: Setup > Test Configurator > Modify Structure > OAM Type

Syntax

:SOURce:DATA:TELecom:SOAM:TYPE?

Response Syntax

<Mode>

Response(s)

Mode:

The response data syntax for the first parameter is defined as a <CHARACTER RESPONSE DATA> element.

Returns the OAM type.

EOAM, Ethernet OAM is selected.

MOAM, MPLS-TP OAM is selected.

LOAM, Link OAM is selected.

Example(s)

SOUR:DATA:TEL:SOAM:TYPE EOAM

SOUR:DATA:TEL:SOAM:TYPE?

Returns: EOAM

See Also

SOURce:DATA:TELecom:SOAM:MODE?

:SOURce:DATA:TELecom:TOPology

Description

This command selects the topology type.

At *RST condition, this value is set to COUPLED.

Navigation Path: Setup > Test Configurator > Modify structure > Topology

Syntax

:SOURce:DATA:TELecom:TOPology <wsp><TopologyType>

Parameter(s)

TopologyType:

The program data syntax for the first parameter is defined as a <CHARACTER PROGRAM DATA> element.

Selects the topology type.

COUPLED: Coupled (TX=RX)

DECOUPLE: Decoupled

DUALRX: Dual RX

DUALPORT: Dual Port

SINGLEPORT: Single Port

THROUGH: Through

THROUGHINTRUSIVE: Through Intrusive

Response Syntax

<Mode>

Example(s)

SOUR:DATA:TEL:TOP COUPLED

SOUR:DATA:TEL:TOP?

Returns: COUPLED

See Also

SOURce:DATA:TELecom:TAPPlication:TEST:TYPE?

:SOURce:DATA:TELecom:TOPology?

Description

The query returns the topology type.

At *RST condition, this value is set to COUPLED.

Navigation Path: Setup > Test Configurator > Modify structure > Topology

Syntax

:SOURce:DATA:TELecom:TOPology?

Response Syntax

<TopologyType>

Response(s)

TopologyType:

The response data syntax for the first parameter is defined as a <CHARACTER RESPONSE DATA> element.

Returns the topology type.

COUPLED: Coupled (TX=RX)

DECOUPLE: Decoupled

DUALRX: Dual RX

DUALPORT: Dual Port

SINGLEPORT: Single Port

THROUGH: Through

THROUGHINTRUSIVE: Through Intrusive

Example(s)

SOUR:DATA:TEL:TOP COUPLED

SOUR:DATA:TEL:TOP?

Returns: COUPLED

See Also

SOURce:DATA:TELecom:TAPPlication:TEST:TYPE

Clock

:INPut:TELecom:BACKplane:CLOCk

Description	This command sets the clock mode for synchronization at the input port. At *RST condition, this value is set to INTERNAL. Navigation Path: Setup > Test Configurator > External/Internal/Recovered/Backplane Clock > Clock Synchronization > Clock Mode
Syntax	:INPut:TELecom:BACKplane:CLOCk <wsp><Clock>
Parameter(s)	**Clock**: The program data syntax for the first parameter is defined as a <CHARACTER PROGRAM DATA> element. Sets the clock mode for synchronization at the input port. INTernal: Internal clock of the unit (STRATUM 3) EXTernal: Clock received from an external clock signal BPLane: Backplane clock RECovered: Recovered clock EXT1PPS: External 1PPS INTGNSS: Internal GNSS
Response Syntax	<Status>
Example(s)	INP:TEL:BACK:CLOC REC INP:TEL:BACK:CLOC? Returns: RECOVERED
See Also	INPut:TELecom:BACKplane:CLOCk?

:INPut:TELecom:BACKplane:CLOCk?

Description

This query returns the clock mode for synchronization at the input port.

At *RST condition, this value is set to INTERNAL.

Navigation Path: Setup > Test Configurator > External/Internal/Recovered/Backplane Clock > Clock Synchronization > Clock Mode

Syntax

:INPut:TELecom:BACKplane:CLOCk?

Response Syntax

<Clock>

Response(s)

Clock:

The response data syntax for the first parameter is defined as a <CHARACTER RESPONSE DATA> element.

Returns the clock mode for synchronization at the input port.

INTernal: Internal clock of the unit (STRATUM 3)

EXTernal: Clock received from an external clock signal

BPLane: Backplane clock

RECovered: Recovered clock

EXT1PPS: External 1PPS

INTGNSS: Internal GNSS

Example(s)

INP:TEL:BACK:CLOC REC

INP:TEL:BACK:CLOC?

Returns: RECOVERED

See Also

INPut:TELecom:BACKplane:CLOCk

:INPut:TELecom:BACKplane:STATus?

Description

This query returns the current state of the backplane.

This command is not associated with any *RST value.

Navigation Path: Setup > Test Configurator > External/Internal/Recovered Clock > Backplane > Backplane Clock

Syntax

:INPut:TELecom:BACKplane:STATus?

Response Syntax

<Current>

Response(s)

Current:

The response data syntax for the first parameter is defined as a <CHARACTER RESPONSE DATA> element.

Reports the current Backplane status.

PRESENT, indicates that at least one error has occurred.

ABSENT, indicates that no error occurred.

INACTIVE, indicates that the test did not run yet.

Example(s)

INP:TEL:BACK:STAT?

Returns: the status of the backplane.

See Also

INPut:TELecom:BCLock:ENABle?

:INPut:TELecom:BCLock:ENABle

Description

This command sets the backplane clock enabled status.

At *RST condition, this value is set to OFF.

Navigation Path: Setup > Test Configurator > External/Internal/Recovered Clock > Backplane > Backplane Clock

Syntax

:INPut:TELecom:BCLock:ENABle <wsp><Status>

Parameter(s)

Status:

The program data syntax for the first parameter is defined as a <BOOLEAN PROGRAM DATA> element.

Enables/disables:

ON: Enables

OFF: Disables

Response Syntax

<Current>

Example(s)

INP:TEL:BCL:ENAB ON

INP:TEL:BCL:ENAB?

Returns: 1

See Also

INPut:TELecom:BACKplane:STAtus?

:INPut:TELecom:BCLock:ENABle?

Description

This query returns the backplane clock value of the backplane.

At *RST condition, this value is set to OFF.

Navigation Path: Setup > Test Configurator > External/Internal/Recovered Clock > Backplane > Backplane Clock

Syntax

:INPut:TELecom:BCLock:ENABle?

Response Syntax

<Status>

Response(s)

Status:

The response data syntax for the first parameter is defined as a <BOOLEAN RESPONSE DATA> element.

Returns the enable/disable status:

1: Enabled

0: Disabled

Example(s)

INP:TEL:BCL:ENAB ON

INP:TEL:BCL:ENAB?

Returns: 1

See Also

INPut:TELecom:BACKplane:STAtus?

:INPut:TELecom:CLOCk:ALARm:STATus?

Description

This query returns the status Clock out.

At *RST condition, this value is set to device-dependent.

Navigation Path: Setup > Test Configurator >External/Internal/Recovered Clock > Ext Clock Out > Ext Clock Out

Syntax

:INPut:TELecom:CLOCk:ALARm:STATus? <wsp><Alarm>

Parameter(s)

Alarm:

The program data syntax for the first parameter is defined as a <CHARACTER PROGRAM DATA> element.

Sets the status clock Out.

LOC

Response Syntax

<Status>

Response(s)

Status:

The response data syntax for the first parameter is defined as a <CHARACTER RESPONSE DATA> element.

Reports the status of Clock out.

PRESENT, indicates that at least one alarm has occurred.

ABSENT, indicates that no alarm occurred.

INACTIVE, indicates that the test did not run yet.

Example(s)

INP:TEL:CLOC:ALAR:STAT? LOC

See Also

OUTPut:TELecom:CLOCk:ALARm:STATus?

:INPut:TELecom:CODE

Description

This command sets the interface line coding for the input port.

At *RST condition, this value is set to B8ZS.

Navigation Path: Setup > Test Configurator > External/Internal/Recovered/Backplane Clock > Ext Clock Out > Line Coding

Syntax

:INPut:TELecom:CODE <wsp><Code>

Parameter(s)

Code:

The program data syntax for the first parameter is defined as a <CHARACTER PROGRAM DATA> element.

Sets the interface line coding.

B8ZS

HDB3

AMI

Response Syntax

<Status>

Example(s)

INP:TEL:LEV E1

INP:TEL:CODE HDB3

INP:TEL:CODE?

Returns: HDB3

See Also

INPut:TELecom:CODE?

:INPut:TELecom:CODE?

Description

This query returns the interface line coding for the input port.

At *RST condition, this value is set to B8ZS.

Navigation Path: Setup > Test Configurator > External/Internal/Recovered/Backplane Clock > Ext Clock Out > Line Coding

Syntax

:INPut:TELecom:CODE?

Response Syntax

<Code>

Response(s)

Code:

The response data syntax for the first parameter is defined as a <CHARACTER RESPONSE DATA> element.

Returns the interface line coding.

B8ZS, indicates the B8ZS as the interface line coding.

HDB3, indicates the HDB3 as the interface line coding.

AMI, indicates the AMI as the interface line coding.

Example(s)

INP:TEL:LEV E1

INP:TEL:CODE HDB3

INP:TEL:CODE?

Returns: HDB3

See Also

INPut:TELecom:CODE

:INPut:TELecom:COUTput:FREQuency?

Description	This query returns the frequency of clock output. At *RST condition, this value is set to device-dependent. Navigation Path: Setup > Test Configurator > External/Internal/Recovered/Backplane Clock > Ref Out > Frequency
Syntax	:INPut:TELecom:COUTput:FREQuency?
Response Syntax	<Frequency>
Response(s)	**Frequency**: The response data syntax for the first parameter is defined as a <STRING RESPONSE DATA> element. Returns the offset value of the frequency.
Example(s)	INP:TEL:COUT:FREQ?
See Also	INPut:TELecom:COUTput:STAtus?

:INPut:TELecom:COUTput:SOURce

Description

This command sets the current state of the clock output source.

At *RST condition, if connector is CFP4 then this value is set to TX_MCLK and if connector is QSFP then this value is set to INT_DIV160.

Navigation Path: Setup > Test Configurator > External/Internal/Recovered/Backplane Clock > Internal Clock > Ref Out > Source

Syntax

:INPut:TELecom:COUTput:SOURce <wsp><Source>

Parameter(s)

Source:

The program data syntax for the first parameter is defined as a <CHARACTER PROGRAM DATA> element.

Sets the clock output source.

INT_DIV8

INT_DIV40

INT_DIV160

TX_MCLK

Response Syntax

<Frequency>

Example(s)

INP:TEL:COUT:SOUR INTERNAL

See Also

INPut:TELecom:COUTput:SOURce?

:INPut:TELecom:COUTput:SOURce?

Description

This query returns the current state of the clock output source.

This query is not associated with any *RST value.

Navigation Path: Setup > Test Configurator > External/Internal/Recovered/Backplane Clock > Internal Clock > Ref Out > Source

Syntax

:INPut:TELecom:COUTput:SOURce?

Response Syntax

<Source>

Response(s)

Source:

The response data syntax for the first parameter is defined as a <CHARACTER RESPONSE DATA> element.

Returns the status of the clock output source.

INT_DIV8, indicates the clock output source is selected to internal 1/8 clock.

INT_DIV40, indicates the clock output source is selected to internal 1/40 clock.

INT_DIV160, indicates the clock output source is selected to internal 1/160 clock.

TX_MCLK, indicates the clock output source is selected to TX MCLK.

Example(s)

INP:TEL:COUT:SOUR?

See Also

INPut:TELecom:COUTput:SOURce

:INPut:TELecom:COUTput:STATus?

Description	This query returns the current state of clock output. This query is not associated with any *RST value. Navigation Path: Setup > Test Configurator > External/Internal/Recovered/Backplane Clock > Ref Out > Clock Out
Syntax	:INPut:TELecom:COUTput:STATus?
Response Syntax	<Current>
Response(s)	**Current**: The response data syntax for the first parameter is defined as a <CHARACTER RESPONSE DATA> element. Returns the current state of the clock out field. PRESENT, indicates that at least one error has occurred. ABSENT, indicates that no error occurred. INACTIVE, indicates that the test did not run yet.
Example(s)	INP:TEL:COUT:STAT?
See Also	INPut:TELecom:COUTput:FREQuency?

:INPut:TELecom:FRAMing

Description

This command selects the interface framing.

At *RST condition, this value is set to ESF.

Navigation Path: Setup > Test Configurator > External/Internal/Recovered/Backplane Clock > Ext Clock Out > Framing

Syntax

:INPut:TELecom:FRAMing <wsp><Framing>

Parameter(s)

Framing:

The program data syntax for the first parameter is defined as a <CHARACTER PROGRAM DATA> element.

Sets the interface framing.

SF: SF (Superframe)

ESF: ESF (Extended Superframe)

PCM30: PCM30 (Pulse Code Modulation)

PCM30C4: PCM30 (Pulse Code Modulation) CRC (Cyclic Redundancy Check)

PCM31: PCM31 (Pulse Code Modulation)

PCM31C4: PCM31(Pulse Code Modulation) CRC (Cyclic Redundancy Check)

SLC96: SLC96

Response Syntax

<Current>

Example(s)

INP:TEL:LEV DS1

INP:TEL:FRAM ESF

INP:TEL:FRAM?

Returns: ESF

See Also

INPut:TELecom:FRAMing?

:INPut:TELecom:FRAMing?

Description

This query returns the interface framing.

At *RST condition, this value is set to ESF.

Navigation Path: Setup > Test Configurator > External/Internal/Recovered/Backplane Clock > Ext Clock Out > Framing

Syntax

:INPut:TELecom:FRAMing?

Response Syntax

<Framing>

Response(s)

Framing:

The response data syntax for the first parameter is defined as a <CHARACTER RESPONSE DATA> element.

Returns the interface framing.

SF, indicates SF (Superframe) as the interface framing.

ESF, indicates ESF (Extended Superframe) as the interface framing.

PCM30, indicates PCM30 (Pulse Code Modulation) as the interface framing.

PCM30C4, indicates PCM30 (Pulse Code Modulation) CRC (Cyclic Redundancy Check) as the interface framing.

PCM31, indicates PCM31 (Pulse Code Modulation) as the interface framing.

PCM31C4, indicates PCM31(Pulse Code Modulation) CRC (Cyclic Redundancy Check) as the interface framing.

SLC96, indicates SLC96 as the interface framing.

Example(s)

INP:TEL:LEV DS1

INP:TEL:FRAM ESF

INP:TEL:FRAM?

Returns: ESF

See Also

INPut:TELecom:FRAMing

:INPut:TELecom:LBO

Description

This command sets the value for the Line Build Out interface.

At *RST condition, this value is set to DSX133.

Navigation Path: Setup > Test Configurator > External/Internal/Recovered/Backplane Clock > Ext Clock Out > LBO

Syntax

:INPut:TELecom:LBO <wsp><Lbo>

Parameter(s)

Lbo:

The program data syntax for the first parameter is defined as a <CHARACTER PROGRAM DATA> element.

Sets the value for the Line Build Out interface.

DSX655

DSX533

DSX399

DSX266

DSX133

Response Syntax

<Framing>

Example(s)

INP:TEL:LBO DSX266

INP:TEL:LBO?

Returns: DSX266

See Also

INPut:TELecom:LEVel

:INPut:TELecom:LBO?

Description

This query returns the value for the Line Build Out interface.

At *RST condition, this value is set to DSX133.

Navigation Path: Setup > Test Configurator > External/Internal/Recovered/Backplane Clock > Ext Clock Out > LBO

Syntax

:INPut:TELecom:LBO?

Response Syntax

<Clock>

Response(s)

Clock:

The response data syntax for the first parameter is defined as a <CHARACTER RESPONSE DATA> element.

Returns the value for the Line Build Out interface.

DSX655, sets the value as DSX655.

DSX533, sets the value as DSX533.

DSX399, sets the value as DSX399.

DSX266, sets the value as DSX266.

DSX133, sets the value as DSX133.

Example(s)

INP:TEL:LBO?

Returns: DSX133

See Also

INPut:TELecom:LEVel?

:INPut:TELecom:LEVel

Description

This command sets the internal timing interface input level for the input port.

At *RST condition, this value is set to DS1.

Navigation Path: Setup > Test Configurator > External/Internal/Recovered/Backplane Clock > Ext Clock Out > Interface

Syntax

:INPut:TELecom:LEVel <wsp><Level>

Parameter(s)

Level:

The program data syntax for the first parameter is defined as a <CHARACTER PROGRAM DATA> element.

Sets the internal timing interface input level.

2MHZ: 2 MHz

DS1

E1

NONE: None

Response Syntax

<Clock>

Example(s)

INP:TEL:LEV DS1

INP:TEL:LEV?

Returns: DS1

See Also

INPut:TELecom:LEVel?

:INPut:TELecom:LEVel?

Description

This query returns the internal timing interface input level for the input port.

At *RST condition, this value is set to DS1.

Navigation Path: Setup > Test Configurator > External/Internal/Recovered/Backplane Clock > Ext Clock Out > Interface

Syntax

:INPut:TELecom:LEVel?

Response Syntax

<Level>

Response(s)

Level:

The response data syntax for the first parameter is defined as a <CHARACTER RESPONSE DATA> element.

Returns the internal timing interface input level.

DS1, DS1 (Digital Signal-level 1) as the interface type is selected.

E1, E1 as the interface type is selected.

2MHZ, 2MHZ as the interface type is selected.

Example(s)

INP:TEL:LEV DS1

INP:TEL:LEV?

Returns: DS1

See Also

INPut:TELecom:LBO?

:INPut:TELecom:TRIButary:CLOCk

Description

This command sets the Tributary Synchronization Clock Mode.

At *RST condition, this value is set to INTERNAL.

Navigation Path: Setup > Test Configurator > External/Internal/Recovered/Backplane Clock > Tributary Synchronization > Clock Mode

Syntax

:INPut:TELecom:TRIButary:CLOCk <wsp><Mode>

Parameter(s)

Mode:

The program data syntax for the first parameter is defined as a <CHARACTER PROGRAM DATA> element.

Sets the tributary synchronization clock mode.

INTernal: Internal clock of the unit (STRATUM 3)

EXTernal: Clock received from an external clock signal

BPLane: Backplane clock

RECovered: Recovered clock

Response Syntax

<Level>

Example(s)

INP:TEL:TRIB:CLOC REC

INP:TEL:TRIB:CLOC?

Returns: RECOVERED

See Also

INPut:TELecom:TRIButary:CLOCk?

:INPut:TELecom:TRIButary:CLOCk?

Description	This query returns the Tributary Synchronization Clock Mode. At *RST condition, this value is set to INTERNAL. Navigation Path: Setup > Test Configurator > External/Internal/Recovered/Backplane Clock > Tributary Synchronization > Clock Mode
Syntax	:INPut:TELecom:TRIButary:CLOCk?
Response Syntax	<Mode>
Response(s)	**Mode**: The response data syntax for the first parameter is defined as a <CHARACTER RESPONSE DATA> element. Returns tributary synchronization clock mode. INTernal: Internal clock of the unit (STRATUM 3) EXTernal: Clock received from an external clock signal BPLane: Backplane clock RECovered: Recovered clock
Example(s)	INP:TEL:TRIB:CLOC REC INP:TEL:TRIB:CLOC? Returns: RECOVERED
See Also	INPut:TELecom:TRIButary:CLOCk?

:OUTPut:TELecom:CLOCk:ALARm:STATus?

Description

This query returns the status Clock in.

At *RST condition, this value is set to device-dependent.

Navigation Path: Setup > Test Configurator > External/Internal/Recovered Clock > Ext Clock In > Ext Clock In

Syntax

:OUTPut:TELecom:CLOCk:ALARm:STATus? <wsp><Alarm>

Parameter(s)

Alarm:

The program data syntax for the first parameter is defined as a <CHARACTER PROGRAM DATA> element.

Sets the status clock in.

LOS

LOF

AIS

FREQuency

Response Syntax

<Status>

Response(s)

Status:

The response data syntax for the first parameter is defined as a <CHARACTER RESPONSE DATA> element.

Reports the status of Clock out.

PRESENT, indicates that at least one alarm has occurred.

ABSENT, indicates that no alarm occurred.

INACTIVE, indicates that the test did not run yet.

Example(s)

OUTP:TEL:CLOC:ALAR:STAT? LOS

See Also

OUTPut:TELecom:BACKplane:STATus?

:OUTPut:TELecom:CLOCk:FREQuency:OFFSet?

Description

This query returns the positive or negative frequency offset between the standard rate specification and the rate from the received signal.

At *RST condition, this value is set to device-dependent.

Navigation Path: Setup > Test Configurator > External/Internal/Recovered/Backplane Clock > Ext Clock In > Frequency Offset

Syntax

:OUTPut:TELecom:CLOCk:FREQuency:OFFSet?

Response Syntax

<Offset>

Response(s)

Offset:

The response data syntax for the first parameter is defined as a <NR2 NUMERIC RESPONSE DATA> element.

Returns the frequency offset.

Example(s)

OUTP:TEL:LEV DS1

OUTP:TEL:CLOC:FREQ:OFFS?

See Also

OUTPut:TELecom:CLOCk:FREQuency?

:OUTPut:TELecom:CLOCk:FREQuency?

Description

This query returns the received frequency signal rate (Hz).

At *RST condition, this value is set to device-dependent.

Navigation Path: Setup > Test Configurator > External/Internal/Recovered/Backplane Clock > Ext Clock In > Frequency

Syntax

:OUTPut:TELecom:CLOCk:FREQuency?

Response Syntax

<Frequency>

Response(s)

Frequency:

The response data syntax for the first parameter is defined as a <NR1 NUMERIC RESPONSE DATA> element.

Returns the received clock rate.

Example(s)

OUTP:TEL:LEV DS1

OUTP:TEL:CLOC:FREQ?

See Also

OUTPut:TELecom:CLOCk:FREQuency:OFFSet?

:OUTPut:TELecom:CODE

Description

This command sets the external timing line code for the output port.

At *RST condition, this value is set to B8ZS.

Navigation Path: Setup > Test Configurator > External/Internal/Recovered/Backplane Clock > Ext Clock In > Line Coding

Syntax

:OUTPut:TELecom:CODE <wsp><Code>

Parameter(s)

Code:

The program data syntax for the first parameter is defined as a <CHARACTER PROGRAM DATA> element.

Sets the external timing line code.

B8ZS

HDB3

AMI

Response Syntax

<Frequency>

Example(s)

OUTP:TEL:LEV E1

OUTP:TEL:CODE HDB3

OUTP:TEL:CODE?

Returns: HDB3

See Also

OUTPut:TELecom:CODE?

:OUTPut:TELecom:CODE?

Description

This query returns the external timing line code for the output port.

At *RST condition, this value is set to B8ZS.

Navigation Path: Setup > Test Configurator > External/Internal/Recovered/Backplane Clock > Ext Clock In > Line Coding

Syntax

:OUTPut:TELecom:CODE?

Response Syntax

<Code>

Response(s)

Code:

The response data syntax for the first parameter is defined as a <CHARACTER RESPONSE DATA> element.

Returns the external timing line code.

B8ZS, B8ZS external timing line code is selected.

HDB3, HDB3 external timing line code is selected.

AMI, AMI external timing line code is selected.

Example(s)

OUTP:TEL:LEV E1

OUTP:TEL:CODE HDB3

OUTP:TEL:CODE?

Returns: HDB3

See Also

OUTPut:TELecom:CODE

:OUTPut:TELecom:FRAMing

Description

This command selects the interface framing.

At *RST condition, this value is set to ESF.

Navigation Path: Setup > Test Configurator > External/Internal/Recovered/Backplane Clock > Ext Clock In > Framing

Syntax

:OUTPut:TELecom:FRAMing <wsp><Framing>

Parameter(s)

Framing:

The program data syntax for the first parameter is defined as a <CHARACTER PROGRAM DATA> element.

Sets the interface framing.

SF: SF (Superframe)

ESF: ESF (Extended Superframe)

PCM30: PCM30 (Pulse Code Modulation)

PCM30C4: PCM30 (Pulse Code Modulation) CRC (Cyclic Redundancy Check)

PCM31: PCM31 (Pulse Code Modulation)

PCM31C4: PCM31(Pulse Code Modulation) CRC (Cyclic Redundancy Check)

SLC96: SLC96

Response Syntax

<Code>

Example(s)

OUTP:TEL:LEV DS1

OUTP:TEL:FRAM ESF

OUTP:TEL:FRAM?

Returns: ESF

See Also

OUTPut:TELecom:FRAMing?

:OUTPut:TELecom:FRAMing?

Description

This query returns the interface framing.

At *RST condition, this value is set to ESF.

Navigation Path: Setup > Test Configurator > External/Internal/Recovered/Backplane Clock > Ext Clock In > Framing

Syntax

:OUTPut:TELecom:FRAMing?

Response Syntax

<Framing>

Response(s)

Framing:

The response data syntax for the first parameter is defined as a <CHARACTER RESPONSE DATA> element.

Returns the interface framing.

SF, indicates SF (Superframe) as the interface framing.

ESF, indicates ESF (Extended Superframe) as the interface framing.

PCM30, indicates PCM30 (Pulse Code Modulation) as the interface framing.

PCM30C4, indicates PCM30 (Pulse Code Modulation) CRC (Cyclic Redundancy Check) as the interface framing.

PCM31, indicates PCM31 (Pulse Code Modulation) as the interface framing.

PCM31C4, indicates PCM31(Pulse Code Modulation) CRC (Cyclic Redundancy Check) as the interface framing.

SLC96, indicates SLC96 as the interface framing.

Example(s)

OUTP:TEL:LEV DS1

OUTP:TEL:FRAM ESF

OUTP:TEL:FRAM?

Returns: ESF

See Also

OUTPut:TELecom:FRAMing

:OUTPut:TELecom:LEVel

Description

This command sets the external timing interface output level for the output port.

At *RST condition, this value is set to NONE if 25G interface is in use, DS1 otherwise.

Navigation Path: Setup > Test Configurator > External/Internal/Recovered/Backplane Clock > Ext Clock In > Interface

Syntax

:OUTPut:TELecom:LEVel <wsp><Level>

Parameter(s)

Level:

The program data syntax for the first parameter is defined as a <CHARACTER PROGRAM DATA> element.

Selects the external timing interface output level.

2MHZ: 2 MHz

DS1: Digital Signal-level 1

E1: E1

NONE: No Output

Response Syntax

<Framing>

Example(s)

OUTP:TEL:LEV DS1

OUTP:TEL:LEV?

Returns: DS1

See Also

OUTPut:TELecom:LEVel?

:OUTPut:TELecom:LEVel?

Description

This query returns the external timing interface output level for the output port.

At *RST condition, this value is set to DS1.

Navigation Path: Setup > Test Configurator > External/Internal/Recovered/Backplane Clock > Ext Clock In > Interface

Syntax

:OUTPut:TELecom:LEVel?

Response Syntax

<Level>

Response(s)

Level:

The response data syntax for the first parameter is defined as a <CHARACTER RESPONSE DATA> element.

Returns the external timing interface output level.

2MHz, indicates 2 MHz as the external timing output level.

DS1, indicates DS1 (Digital Signal-level 1) as the external timing interface output level.

E1, indicates the E1 as the external timing interface.

NONE: No Output.

Example(s)

OUTP:TEL:LEV DS1

OUTP:TEL:LEV?

Returns: DS1

See Also

OUTPut:TELecom:LEVel

:OUTPut:TELecom:TERMination

Description

This command sets the termination mode for the external timing.

At *RST condition, this value is set to TERM.

Navigation Path: Setup > Test Configurator > External/Internal/Recovered Clock/Backplane > Ext Clock In > Termination Mode

Syntax

:OUTPut:TELecom:TERMination <wsp><Termination>

Parameter(s)

Termination:

The program data syntax for the first parameter is defined as a <CHARACTER PROGRAM DATA> element.

Sets the termination modes.

BRIDge: Bridge

MON: DSX-Monitor

TERM: Terminal

Response Syntax

<Level>

Example(s)

OUTP:TERM?

OUTP:TEL:TERM TERM

OUTP:TEL:TERM?

Returns: TERM

See Also

OUTPut:TELecom:LEVel?

:OUTPut:TELecom:TERMination?

Description

This query returns the value of the termination modes for the external timing.

At *RST condition, this value is set to TERM.

Navigation Path: Setup > Test Configurator > External/Internal/Recovered/Backplane Clock > Ext Clock In > Termination Mode

Syntax

:OUTPut:TELecom:TERMination?

Response Syntax

<Termination>

Response(s)

Termination:

The response data syntax for the first parameter is defined as a <CHARACTER RESPONSE DATA> element.

Returns the termination mode.

BRID: Bridge

MON: DSX-Monitor

TERM: Terminal

Example(s)

OUTP:TEL:TERM

OUTP:TEL:TERM TERM

OUTP:TEL:TERM?

Returns: TERM

See Also

OUTPut:TELecom:LEVel

CFP4/CFP8/QSFP/SFP/SFP+

:SENSe:DATA:TELecom:OPTical:CFP:CLEI:PRESence?

Description	This query returns the CLEI presence of the CFP Connector module. At *RST condition, this value is set to device-dependent. Navigation Path: Setup > Test Configurator > Interface/Signal > CFP > CLEI Code
Syntax	:SENSe:DATA:TELecom:OPTical:CFP:CLEI:PRESence?
Response Syntax	<CLEI>
Response(s)	**CLEI**: The response data syntax for the first parameter is defined as a <STRING RESPONSE DATA> element. Returns the CLEI Presence of the CFP Connector module.
Example(s)	SENS:DATA:TEL:OPT:CFP:CLEI:PRES?
See Also	SENSe:DATA:TELecom:OPTical:CFP:MODule:ID?

:SENSe:DATA:TELecom:OPTical:CFP:CONNector:TYPE?

Description	This query returns the connector type of the CFP Connector module. At *RST condition, this value is set to device-dependent. Navigation Path: Setup > Test Configurator > Interface/Signal > CFP > Connector Type
Syntax	:SENSe:DATA:TELecom:OPTical:CFP:CONNector:TYPE?
Response Syntax	<Connector_Type>
Response(s)	**Connector_Type**: The response data syntax for the first parameter is defined as a <STRING RESPONSE DATA> element. Returns the connector type of the CFP Connector module.
Example(s)	SENS:DATA:TEL:OPT:CFP:CONN:TYPE?
See Also	SENSe:DATA:TELecom:OPTical:CFP:SPEed?

:SENSe:DATA:TELecom:OPTical:CFP:FIRMware:VERSion?

Description	This query returns the firmware version of the CFP Connector module. At *RST condition, this value is set to device-dependent. Navigation Path: Setup > Test Configurator > Interface/Signal > CFP > Firmware Version
Syntax	:SENSe:DATA:TELecom:OPTical:CFP:FIRMware:VERSion?
Response Syntax	<Firmware_Version>
Response(s)	**Firmware_Version**: The response data syntax for the first parameter is defined as a <STRING RESPONSE DATA> element. Returns the firmware version of the CFP Connector module.
Example(s)	SENS:DATA:TEL:OPT:CFP:FIRM:VERS?
See Also	SENSe:DATA:TELecom:OPTical:CFP:CONNector:TYPE?

:SENSe:DATA:TELecom:OPTical:CFP:HLANe:SSPec?

Description

This query returns the Host Lane Signal Spec of the CFP module.

At *RST condition, this value is set to device-dependent.

Navigation Path: Setup > Test Configurator > Interface/Signal > CFP > Host Lane Signal Spec

Syntax

:SENSe:DATA:TELecom:OPTical:CFP:HLANe:SSPec?

Response Syntax

<Host_Lane_Signal_Spec>

Response(s)

Host_Lane_Signal_Spec:

The response data syntax for the first parameter is defined as a <STRING RESPONSE DATA> element.

Returns the Host Lane Signal Spec of the CFP module.

Example(s)

SENS:DATA:TEL:OPT:CFP:HLAN:SSP?

See Also

SENSe:DATA:TELecom:OPTical:CFP:SCODe:MODulation?

:SENSe:DATA:TELecom:OPTical:CFP:LRATio:TYPE?

Description	This query returns the lane ratio of the CFP Connector module. At *RST condition, this value is set to device-dependent. Navigation Path: Setup > Test Configurator > Interface/Signal > CFP > Lane Ratio Type
Syntax	:SENSe:DATA:TELecom:OPTical:CFP:LRATio:TYPE?
Response Syntax	<Lane_Ratio>
Response(s)	**Lane_Ratio**: The response data syntax for the first parameter is defined as a <STRING RESPONSE DATA> element. Returns the lane ratio of the CFP Connector module.
Example(s)	SENS:DATA:TEL:OPT:CFP:LRAT:TYPE?
See Also	SENSe:DATA:TELecom:OPTical:CFP:WDM:TYPE?

:SENSe:DATA:TELecom:OPTical:CFP:MODE?

Description
This query returns the mode value of the CFP Connector module.
At *RST condition, this value is set to device-dependent.
Navigation Path: Setup > Test Configurator > Interface/Signal > CFP > Mode Link Length

Syntax
:SENSe:DATA:TELecom:OPTical:CFP:MODE?

Response Syntax
<Mode>

Response(s)
Mode:
The response data syntax for the first parameter is defined as a <STRING RESPONSE DATA> element.
Returns the fiber mode of CFP.

Example(s)
SENS:DATA:TEL:OPT:CFP:MODE?

See Also
SENSe:DATA:TELecom:OPTical:CFP:MODule:ID?

:SENSe:DATA:TELecom:OPTical:CFP:MODule:ID?

Description	This query returns the Module ID of the CFP Connector module. At *RST condition, this value is set to device-dependent. Navigation Path: Setup > Test Configurator > Interface/Signal > CFP > Module ID
Syntax	:SENSe:DATA:TELecom:OPTical:CFP:MODule:ID?
Response Syntax	<Module_ID>
Response(s)	**Module_ID**: The response data syntax for the first parameter is defined as a <STRING RESPONSE DATA> element. Returns the module id of the CFP Connector module.
Example(s)	SENS:DATA:TEL:OPT:CFP:MOD:ID?
See Also	SENSe:DATA:TELecom:OPTical:CFP:VENDor:NAMe?

:SENSe:DATA:TELecom:OPTical:CFP:PART:NUMBer?

Description	This query returns the part number of the CFP Connector module. At *RST condition, this value is set to device-dependent. Navigation Path: Setup > Test Configurator > Interface/Signal > CFP > Part Number
Syntax	:SENSe:DATA:TELecom:OPTical:CFP:PART:NUMBer?
Response Syntax	<Part_Number>
Response(s)	**Part_Number**: The response data syntax for the first parameter is defined as a <STRING RESPONSE DATA> element. Returns the part number of the CFP Connector module.
Example(s)	SENS:DATA:TEL:OPT:CFP:PART:NUMB?
See Also	SENSe:DATA:TELecom:OPTical:CFP:SERial:NUMBer?

:SENSe:DATA:TELecom:OPTical:CFP:POWer:CLASs?

Description	This query returns the power class of the CFP Connector module. At *RST condition, this value is set to device-dependent. Navigation Path: Setup > Test Configurator > Interface/Signal > CFP > Power Class
Syntax	:SENSe:DATA:TELecom:OPTical:CFP:POWer:CLASs?
Response Syntax	<Power_Class>
Response(s)	**Power_Class**: The response data syntax for the first parameter is defined as a <STRING RESPONSE DATA> element. Returns the power class of the CFP Connector module.
Example(s)	SENS:DATA:TEL:OPT:CFP:POW:CLAS?
See Also	SENSe:DATA:TELecom:OPTical:CFP:LRATio:TYPE?

:SENSe:DATA:TELecom:OPTical:CFP:REVision?

Description

This query returns the revision of the CFP Connector module.

At *RST condition, this value is set to device-dependent.

Navigation Path: Setup > Test Configurator > Interface/Signal > CFP > Hardware Revision

Syntax

:SENSe:DATA:TELecom:OPTical:CFP:REVision?

Response Syntax

<Revision>

Response(s)

Revision:

The response data syntax for the first parameter is defined as a <STRING RESPONSE DATA> element.

Returns the revision of the CFP Connector module.

Example(s)

SENS:DATA:TEL:OPT:CFP:REV?

See Also

SENSe:DATA:TELecom:OPTical:CFP:CONNector:TYPE?

:SENSe:DATA:TELecom:OPTical:CFP:SCODe:CODing?

Description	This query returns the Signal Code - Coding of the CFP module. At *RST condition, this value is set to device-dependent. Navigation Path: Setup > Test Configurator > Interface/Signal > CFP > Signal Code - Coding
Syntax	:SENSe:DATA:TELecom:OPTical:CFP:SCODe:CODing?
Response Syntax	<Signal_Code_Coding>
Response(s)	**Signal_Code_Coding**: The response data syntax for the first parameter is defined as a <STRING RESPONSE DATA> element. Returns the Signal Code - Coding of the CFP module.
Example(s)	SENS:DATA:TEL:OPT:CFP:SCOD:COD?
See Also	SENSe:DATA:TELecom:OPTical:CFP:HLANe:SSPec?

:SENSe:DATA:TELecom:OPTical:CFP:SCODe:MODulation?

Description	This query returns the Signal Code - Modulation of the CFP module. At *RST condition, this value is set to device-dependent. Navigation Path: Setup > Test Configurator > Interface/Signal > CFP > Signal Code - Modulation
Syntax	:SENSe:DATA:TELecom:OPTical:CFP:SCODe:MODulation?
Response Syntax	<Signal_Code_Modulation>
Response(s)	**Signal_Code_Modulation**: The response data syntax for the first parameter is defined as a <STRING RESPONSE DATA> element. Returns the Signal Code - Modulation of the CFP module.
Example(s)	SENS:DATA:TEL:OPT:CFP:SCOD:MOD?
See Also	SENSe:DATA:TELecom:OPTical:CFP:SCODe:CODing?

:SENSe:DATA:TELecom:OPTical:CFP:SERial:NUMBer?

Description	This query returns the serial number of the CFP Connector module. At *RST condition, this value is set to device-dependent. Navigation Path: Setup > Test Configurator > Interface/Signal > CFP > Serial Number
Syntax	:SENSe:DATA:TELecom:OPTical:CFP:SERial:NUMBer?
Response Syntax	<Serial_Number>
Response(s)	**Serial_Number**: The response data syntax for the first parameter is defined as a <STRING RESPONSE DATA> element. Returns the serial number of the CFP Connector module.
Example(s)	SENS:DATA:TEL:OPT:CFP:SER:NUMB?
See Also	SENSe:DATA:TELecom:OPTical:CFP:REVision?

:SENSe:DATA:TELecom:OPTical:CFP:SPEed?

Description	This query returns the speed of the CFP Connector module. At *RST condition, this value is set to device-dependent. Navigation Path: Setup > Test Configurator > Interface/Signal > CFP > Speed
Syntax	:SENSe:DATA:TELecom:OPTical:CFP:SPEed?
Response Syntax	<Speed>
Response(s)	**Speed**: The response data syntax for the first parameter is defined as a <STRING RESPONSE DATA> element. Returns the speed of the CFP Connector module.
Example(s)	SENS:DATA:TEL:OPT:CFP:SPE?
See Also	SENSe:DATA:TELecom:OPTical:CFP:TYPE?

:SENSe:DATA:TELecom:OPTical:CFP:TYPE?

Description	This query returns the type of the CFP Connector module. At *RST condition, this value is set to device-dependent. Navigation Path: Setup > Test Configurator > Interface/Signal > CFP > Type Compliance Code
Syntax	:SENSe:DATA:TELecom:OPTical:CFP:TYPE?
Response Syntax	<Type>
Response(s)	**Type**: The response data syntax for the first parameter is defined as a <STRING RESPONSE DATA> element. Returns the type of the CFP Connector module.
Example(s)	SENS:DATA:TEL:OPT:CFP:TYPE?
See Also	SENSe:DATA:TELecom:OPTical:CFP:POWer:CLASs?

:SENSe:DATA:TELecom:OPTical:CFP:VENDor:NAMe?

Description
This query returns the vendor name of the CFP Connector module.
At *RST condition, this value is set to device-dependent.
Navigation Path: Setup > Test Configurator > Interface/Signal > CFP > Vendor Name

Syntax
:SENSe:DATA:TELecom:OPTical:CFP:VENDor:NAMe?

Response Syntax
<Vendor>

Response(s)
Vendor:
The response data syntax for the first parameter is defined as a <STRING RESPONSE DATA> element.
Returns the vendor name of the CFP Connector module.

Example(s)
SENS:DATA:TEL:OPT:CFP:VEND:NAME?

See Also
SENSe:DATA:TELecom:OPTical:CFP:PART:NUMBer?

:SENSe:DATA:TELecom:OPTical:CFP:WDM:TYPE?

Description	This query returns the WDM type of the CFP Connector module. At *RST condition, this value is set to device-dependent. Navigation Path: Setup > Test Configurator > Interface/Signal > CFP > WDM Type
Syntax	:SENSe:DATA:TELecom:OPTical:CFP:WDM:TYPE?
Response Syntax	<WDM_Type>
Response(s)	**WDM_Type**: The response data syntax for the first parameter is defined as a <STRING RESPONSE DATA> element. Returns the WDM Type of the CFP Connector module.
Example(s)	SENS:DATA:TEL:OPT:CFP:WDM:TYPE?
See Also	SENSe:DATA:TELecom:OPTical:CFP:CLEI:PRESence?

:SENSe:DATA:TELecom:OPTical:OSFP:CLEi:CODe?

Description

This query returns the CLEI presence of the OSFP Connector module.

At *RST condition, this value is set to device-dependent.

Navigation Path: Setup > Test Configurator > Interface/Signal > OSFP > CLEI Code

Syntax

:SENSe:DATA:TELecom:OPTical:OSFP:CLEi:CODe?

Response Syntax

<CLEI>

Response(s)

CLEI:

The response data syntax for the first parameter is defined as a <STRING RESPONSE DATA> element.

Returns the CLEI Code of the OSFP Connector module.

Example(s)

SENS:DATA:TEL:OPT:QSFP:CLEI:CODE?

See Also

SENSe:DATA:TELecom:OPTical:OSFP:MODule:ID?

:SENSe:DATA:TELecom:OPTical:OSFP:CONNector:TYPe?

Description	This query returns the connector type of the OSFP Connector module. At *RST condition, this value is set to device-dependent. Navigation Path: Setup > Test Configurator > Interface/Signal > OSFP > Connector Type
Syntax	:SENSe:DATA:TELecom:OPTical:OSFP:CONNector:TYPe?
Response Syntax	<Connector_Type>
Response(s)	**Connector_Type**: The response data syntax for the first parameter is defined as a <STRING RESPONSE DATA> element. Returns the connector type of the OSFP Connector module.
Example(s)	SENS:DATA:TEL:OPT:QSFP:CONN:TYPE?
See Also	SENSe:DATA:TELecom:OPTical:OSFP:SPEed?

:SENSe:DATA:TELecom:OPTical:OSFP:MODE?

Description

This query returns the mode value of the OSFP Connector module.

At *RST condition, this value is set to device-dependent.

Navigation Path: Setup > Test Configurator > Interface/Signal > OSFP > Mode Link Length

Syntax

:SENSe:DATA:TELecom:OPTical:OSFP:MODE?

Response Syntax

<Mode>

Response(s)

Mode:

The response data syntax for the first parameter is defined as a <STRING RESPONSE DATA> element.

Returns the fiber mode of OSFP.

Example(s)

SENS:DATA:TEL:OPT:QSFP:MODE?

See Also

SENSe:DATA:TELecom:OPTical:OSFP:MODule:ID?

:SENSe:DATA:TELecom:OPTical:OSFP:MODule:ID?

Description	This query returns the module id of the OSFP Connector module. At *RST condition, this value is set to device-dependent. Navigation Path: Setup > Test Configurator >Interface/Signal > OSFP > Module ID
Syntax	:SENSe:DATA:TELecom:OPTical:OSFP:MODule:ID?
Response Syntax	<Module_id>
Response(s)	**Module_id**: The response data syntax for the first parameter is defined as a <STRING RESPONSE DATA> element. Returns the module id of the OSFP Connector module.
Example(s)	SENS:DATA:TEL:OPT:QSFP:MOD:ID?
See Also	SENSe:DATA:TELecom:OPTical:OSFP:VENDor:NAMe?

:SENSe:DATA:TELecom:OPTical:OSFP:PART:NUMBer?

Description

This query returns the part number of the OSFP Connector module.

At *RST condition, this value is set to device-dependent.

Navigation Path: Setup > Test Configurator > Interface/Signal > OSFP > Part Number

Syntax

:SENSe:DATA:TELecom:OPTical:OSFP:PART:NUMBer?

Response Syntax

<Part_Number>

Response(s)

Part_Number:

The response data syntax for the first parameter is defined as a <STRING RESPONSE DATA> element.

Returns the part number of the OSFP Connector module.

Example(s)

SENS:DATA:TEL:OPT:QSFP:PART:NUMB?

See Also

SENSe:DATA:TELecom:OPTical:OSFP:SERial:NUMBer?

:SENSe:DATA:TELecom:OPTical:OSFP:POWer:CLASs?

Description	This query returns the power class of the OSFP Connector module. At *RST condition, this value is set to device-dependent. Navigation Path: Setup > Test Configurator > Interface/Signal > OSFP > Power Class
Syntax	:SENSe:DATA:TELecom:OPTical:OSFP:POWer:CLASs?
Response Syntax	<Power_Class>
Response(s)	**Power_Class**: The response data syntax for the first parameter is defined as a <STRING RESPONSE DATA> element. Returns the power class of the OSFP Connector module.
Example(s)	SENS:DATA:TEL:OPT:QSFP:POW:CLAS?
See Also	SENSe:DATA:TELecom:OPTical:OSFP:POWer:CLASs?

:SENSe:DATA:TELecom:OPTical:OSFP:REVision:COMPliance?

Description

This query returns the firmware version of the OSFP Connector module.

At *RST condition, this value is set to device-dependent.

Navigation Path: Setup > Test Configurator > Interface/Signal > OSFP > Revision Compliance

Syntax

:SENSe:DATA:TELecom:OPTical:OSFP:REVision:COMPliance?

Response Syntax

<Revision_Compliance>

Response(s)

Revision_Compliance:

The response data syntax for the first parameter is defined as a <STRING RESPONSE DATA> element.

Returns the firmware version of the OSFP Connector module.

Example(s)

SENS:DATA:TEL:OPT:QSFP:REV:COMP?

See Also

SENSe:DATA:TELecom:OPTical:OSFP:CONNector:TYPE?

:SENSe:DATA:TELecom:OPTical:OSFP:REVision?

Description	This query returns the revision of the OSFP Connector module. At *RST condition, this value is set to device-dependent. Navigation Path: Setup > Test Configurator > Interface/Signal > OSFP > Hardware Revision
Syntax	:SENSe:DATA:TELecom:OPTical:OSFP:REVision?
Response Syntax	<Revision>
Response(s)	**Revision**: The response data syntax for the first parameter is defined as a <STRING RESPONSE DATA> element. Returns the revision of the OSFP Connector module.
Example(s)	SENS:DATA:TEL:OPT:QSFP:REV?
See Also	SENSe:DATA:TELecom:OPTical:OSFP:CONNector:TYPE?

:SENSe:DATA:TELecom:OPTical:OSFP:SERial:NUMBer?

Description

This query returns the serial number of the OSFP Connector module.

At *RST condition, this value is set to device-dependent.

Navigation Path: Setup > Test Configurator > Interface/Signal > OSFP > Serial Number

Syntax

:SENSe:DATA:TELecom:OPTical:OSFP:SERial:NUMBer?

Response Syntax

<Serial_Number>

Response(s)

Serial_Number:

The response data syntax for the first parameter is defined as a <STRING RESPONSE DATA> element.

Returns the serial number of the OSFP Connector module.

Example(s)

SENS:DATA:TEL:OPT:QSFP:SER:NUMB?

See Also

SENSe:DATA:TELecom:OPTical:OSFP:SERial:NUMBer?

:SENSe:DATA:TELecom:OPTical:OSFP:SPEed?

Description	This query returns the speed of the OSFP Connector module. At *RST condition, this value is set to device-dependent. Navigation Path: Setup > Test Configurator > Interface/Signal > OSFP > Speed
Syntax	:SENSe:DATA:TELecom:OPTical:OSFP:SPEed?
Response Syntax	<Speed>
Response(s)	**Speed**: The response data syntax for the first parameter is defined as a <STRING RESPONSE DATA> element. Returns the speed of the OSFP Connector module.
Example(s)	SENS:DATA:TEL:OPT:QSFP:SPE?
See Also	SENSe:DATA:TELecom:OPTical:OSFP:TYPE?

:SENSe:DATA:TELecom:OPTical:OSFP:TYPe?

Description

This query returns the type of the OSFP Connector module.

At *RST condition, this value is set to device-dependent.

Navigation Path: Setup > Test Configurator > Interface/Signal > OSFP > Type Compliance Code

Syntax

:SENSe:DATA:TELecom:OPTical:OSFP:TYPe?

Response Syntax

<Type>

Response(s)

Type:

The response data syntax for the first parameter is defined as a <STRING RESPONSE DATA> element.

Returns the type of the OSFP Connector module.

Example(s)

SENS:DATA:TEL:OPT:QSFP:TYPE?

See Also

SENSe:DATA:TELecom:OPTical:OSFP:POWer:CLASs?

:SENSe:DATA:TELecom:OPTical:OSFP:VENDor:NAMe?

Description	This query returns the vendor name of the OSFP Connector module. At *RST condition, this value is set to device-dependent. Navigation Path: Setup > Test Configurator > Interface/Signal > OSFP > Vendor Name
Syntax	:SENSe:DATA:TELecom:OPTical:OSFP:VENDor:NAMe?
Response Syntax	<Vendor>
Response(s)	**Vendor**: The response data syntax for the first parameter is defined as a <STRING RESPONSE DATA> element. Returns the vendor name of the OSFP Connector module.
Example(s)	SENS:DATA:TEL:OPT:QSFP:VEND:NAME?
See Also	SENSe:DATA:TELecom:OPTical:OSFP:PART:NUMBer?

:SENSe:DATA:TELecom:OPTical:QSFP:CLEI:CODE?

Description

This query returns the CLEI presence of the QSFP Connector module.

At *RST condition, this value is set to device-dependent.

Navigation Path: Setup > Test Configurator > Interface/Signal > QSFP > CLEI Code

Syntax

:SENSe:DATA:TELecom:OPTical:QSFP:CLEI:CODE?

Response Syntax

<CLEI>

Response(s)

CLEI:

The response data syntax for the first parameter is defined as a <STRING RESPONSE DATA> element.

Returns the CLEI Code of the QSFP Connector module.

Example(s)

SENS:DATA:TEL:OPT:CFP:CLEI:CODE?

See Also

SENSe:DATA:TELecom:OPTical:QSFP:MODule:ID?

:SENSe:DATA:TELecom:OPTical:QSFP:CONNector:TYPE?

Description	This query returns the connector type of the QSFP Connector module. At *RST condition, this value is set to device-dependent. Navigation Path: Setup > Test Configurator > Interface/Signal > QSFP > Connector Type
Syntax	:SENSe:DATA:TELecom:OPTical:QSFP:CONNector:TYPE?
Response Syntax	<Connector_Type>
Response(s)	**Connector_Type**: The response data syntax for the first parameter is defined as a <STRING RESPONSE DATA> element. Returns the connector type of the QSFP Connector module.
Example(s)	SENS:DATA:TEL:OPT:QSFP:CONN:TYPE?
See Also	SENSe:DATA:TELecom:OPTical:QSFP:SPEed?

:SENSe:DATA:TELecom:OPTical:QSFP:MODE?

Description	This query returns the mode value of the QSFP Connector module. At *RST condition, this value is set to device-dependent. Navigation Path: Setup > Test Configurator > Interface/Signal > QSFP > Mode Link Length
Syntax	:SENSe:DATA:TELecom:OPTical:QSFP:MODE?
Response Syntax	<Mode>
Response(s)	**Mode**: The response data syntax for the first parameter is defined as a <STRING RESPONSE DATA> element. Returns the fiber mode of QSFP.
Example(s)	SENS:DATA:TEL:OPT:CFP:MODE?
See Also	SENSe:DATA:TELecom:OPTical:QSFP:MODule:ID?

:SENSe:DATA:TELecom:OPTical:QSFP:MODule:ID?

Description	This query returns the module id of the QSFP Connector module. At *RST condition, this value is set to device-dependent. Navigation Path: Setup > Test Configurator >Interface/Signal > QSFP > Module ID
Syntax	:SENSe:DATA:TELecom:OPTical:QSFP:MODule:ID?
Response Syntax	<Module_id>
Response(s)	**Module_id**: The response data syntax for the first parameter is defined as a <STRING RESPONSE DATA> element. Returns the module id of the QSFP Connector module.
Example(s)	SENS:DATA:TEL:OPT:QSFP:MOD:ID?
See Also	SENSe:DATA:TELecom:OPTical:QSFP:VENDor:NAMe?

:SENSe:DATA:TELecom:OPTical:QSFP:PART:NUMBer?

Description	This query returns the part number of the QSFP Connector module. At *RST condition, this value is set to device-dependent. Navigation Path: Setup > Test Configurator > Interface/Signal > QSFP > Part Number
Syntax	:SENSe:DATA:TELecom:OPTical:QSFP:PART:NUMBer?
Response Syntax	<Part_Number>
Response(s)	**Part_Number**: The response data syntax for the first parameter is defined as a <STRING RESPONSE DATA> element. Returns the part number of the QSFP Connector module.
Example(s)	SENS:DATA:TEL:OPT:QSFP:PART:NUMB?
See Also	SENSe:DATA:TELecom:OPTical:QSFP:SERial:NUMBer?

:SENSe:DATA:TELecom:OPTical:QSFP:POWer:CLASs?

Description	This query returns the power class of the QSFP Connector module. At *RST condition, this value is set to device-dependent. Navigation Path: Setup > Test Configurator > Interface/Signal > QSFP > Power Class
Syntax	:SENSe:DATA:TELecom:OPTical:QSFP:POWer:CLASs?
Response Syntax	<Power_Class>
Response(s)	**Power_Class**: The response data syntax for the first parameter is defined as a <STRING RESPONSE DATA> element. Returns the power class of the QSFP Connector module.
Example(s)	SENS:DATA:TEL:OPT:QSFP:POW:CLAS?
See Also	SENSe:DATA:TELecom:OPTical:QSFP:POWer:CLASs?

:SENSe:DATA:TELecom:OPTical:QSFP:REVision:COMPliance?

Description

This query returns the firmware version of the QSFP Connector module.

At *RST condition, this value is set to device-dependent.

Navigation Path: Setup > Test Configurator > Interface/Signal > QSFP > Revision Compliance

Syntax

:SENSe:DATA:TELecom:OPTical:QSFP:REVision:COMPliance?

Response Syntax

<Revision_Compliance>

Response(s)

Revision_Compliance:

The response data syntax for the first parameter is defined as a <STRING RESPONSE DATA> element.

Returns the firmware version of the QSFP Connector module.

Example(s)

SENS:DATA:TEL:OPT:QSFP:REV:COMP?

See Also

SENSe:DATA:TELecom:OPTical:QSFP:CONNector:TYPE?

:SENSe:DATA:TELecom:OPTical:QSFP:REVision?

Description	This query returns the revision of the QSFP Connector module. At *RST condition, this value is set to device-dependent. Navigation Path: Setup > Test Configurator > Interface/Signal > QSFP > Hardware Revision
Syntax	:SENSe:DATA:TELecom:OPTical:QSFP:REVision?
Response Syntax	<Revision>
Response(s)	**Revision**: The response data syntax for the first parameter is defined as a <STRING RESPONSE DATA> element. Returns the revision of the QSFP Connector module.
Example(s)	SENS:DATA:TEL:OPT:QSFP:REV?
See Also	SENSe:DATA:TELecom:OPTical:QSFP:CONNector:TYPE?

:SENSe:DATA:TELecom:OPTical:QSFP:SERial:NUMBer?

Description

This query returns the serial number of the QSFP Connector module.

At *RST condition, this value is set to device-dependent.

Navigation Path: Setup > Test Configurator > Interface/Signal > QSFP > Serial Number

Syntax

:SENSe:DATA:TELecom:OPTical:QSFP:SERial:NUMBer?

Response Syntax

<Serial_Number>

Response(s)

Serial_Number:

The response data syntax for the first parameter is defined as a <STRING RESPONSE DATA> element.

Returns the serial number of the QSFP Connector module.

Example(s)

SENS:DATA:TEL:OPT:QSFP:SER:NUMB?

See Also

SENSe:DATA:TELecom:OPTical:QSFP:SERial:NUMBer?

:SENSe:DATA:TELecom:OPTical:QSFP:SPEed?

Description	This query returns the speed of the QSFP Connector module. At *RST condition, this value is set to device-dependent. Navigation Path: Setup > Test Configurator > Interface/Signal > QSFP > Speed
Syntax	:SENSe:DATA:TELecom:OPTical:QSFP:SPEed?
Response Syntax	<Speed>
Response(s)	**Speed**: The response data syntax for the first parameter is defined as a <STRING RESPONSE DATA> element. Returns the speed of the QSFP Connector module.
Example(s)	SENS:DATA:TEL:OPT:QSFP:SPE?
See Also	SENSe:DATA:TELecom:OPTical:QSFP:TYPE?

:SENSe:DATA:TELecom:OPTical:QSFP:TYPE?

Description

This query returns the type of the QSFP Connector module.

At *RST condition, this value is set to device-dependent.

Navigation Path: Setup > Test Configurator > Interface/Signal > QSFP > Type Compliance Code

Syntax

:SENSe:DATA:TELecom:OPTical:QSFP:TYPE?

Response Syntax

<Type>

Response(s)

Type:

The response data syntax for the first parameter is defined as a <STRING RESPONSE DATA> element.

Returns the type of the QSFP Connector module.

Example(s)

SENS:DATA:TEL:OPT:QSFP:TYPE?

See Also

SENSe:DATA:TELecom:OPTical:QSFP:POWer:CLASs?

:SENSe:DATA:TELecom:OPTical:QSFP:VENDor:NAMe?

Description	This query returns the vendor name of the QSFP Connector module. At *RST condition, this value is set to device-dependent. Navigation Path: Setup > Test Configurator > Interface/Signal > QSFP > Vendor Name
Syntax	:SENSe:DATA:TELecom:OPTical:QSFP:VENDor:NAMe?
Response Syntax	<Vendor>
Response(s)	**Vendor**: The response data syntax for the first parameter is defined as a <STRING RESPONSE DATA> element. Returns the vendor name of the QSFP Connector module.
Example(s)	SENS:DATA:TEL:OPT:QSFP:VEND:NAME?
See Also	SENSe:DATA:TELecom:OPTical:QSFP:PART:NUMBer?

:SENSe:DATA:TELecom:OPTical:SFP:CONNector:TYPE?

Description

This query returns the connector type of the SFP Connector module.

At *RST condition, this value is set to device-dependent.

Navigation Path: Setup > Test Configurator > Interface/Signal > SFP > Connector Type

Syntax

:SENSe:DATA:TELecom:OPTical:SFP:CONNector:TYPE?

Response Syntax

<Connector_Type>

Response(s)

Connector_Type:

The response data syntax for the first parameter is defined as a <STRING RESPONSE DATA> element.

Returns the connector type of the SFP Connector module.

Example(s)

SENS:DATA:TEL:OPT:SFP:CONN:TYPE?

See Also

SENSe:DATA:TELecom:OPTical:XFP:CONNector:TYPE?

:SENSe:DATA:TELecom:OPTical:SFP:MODE?

Description	This query returns the mode value of the SFP Connector module. At *RST condition, this value is set to device-dependent. Navigation Path: Setup > Test Configurator > Interface/Signal > SFP > Link Length
Syntax	:SENSe:DATA:TELecom:OPTical:SFP:MODE?
Response Syntax	<Mode>
Response(s)	**Mode**: The response data syntax for the first parameter is defined as a <STRING RESPONSE DATA> element. Returns the fiber mode of SFP.
Example(s)	SENS:DATA:TEL:OPT:SFP:MODE?
See Also	SENSe:DATA:TELecom:OPTical:XFP:MODE?

:SENSe:DATA:TELecom:OPTical:SFP:MODule:ID?

Description	This query returns the module id of the SFP Connector module. At *RST condition, this value is set to device-dependent. Navigation Path: Setup > Test Configurator > Interface/Signal > SFP > Module ID
Syntax	:SENSe:DATA:TELecom:OPTical:SFP:MODule:ID?
Response Syntax	<Module_id>
Response(s)	**Module_id**: The response data syntax for the first parameter is defined as a <STRING RESPONSE DATA> element. Returns the module id of the SFP Connector module.
Example(s)	SENS:DATA:TEL:OPT:SFP:MOD:ID?
See Also	SENSe:DATA:TELecom:OPTical:XFP:MODule:ID?

:SENSe:DATA:TELecom:OPTical:SFP:PART:NUMBer?

Description	This query returns the part number of the SFP Connector module. At *RST condition, this value is set to device-dependent. Navigation Path: Setup > Test Configurator > Interface/Signal > SFP > Part Number
Syntax	:SENSe:DATA:TELecom:OPTical:SFP:PART:NUMBer?
Response Syntax	<Part_Number>
Response(s)	**Part_Number**: The response data syntax for the first parameter is defined as a <STRING RESPONSE DATA> element. Returns the part number of the SFP Connector module.
Example(s)	SENS:DATA:TEL:OPT:SFP:PART:NUMB?
See Also	SENSe:DATA:TELecom:OPTical:XFP:PART:NUMBer?

:SENSe:DATA:TELecom:OPTical:SFP:POWer:CLASs?

Description	This query returns the power class of the SFP Connector module. At *RST condition, this value is set to device-dependent. Navigation Path: Setup > Test Configurator > Interface/Signal > SFP > Power Class
Syntax	:SENSe:DATA:TELecom:OPTical:SFP:POWer:CLASs?
Response Syntax	<Power Class>
Response(s)	**Power Class**: The response data syntax for the first parameter is defined as a <STRING RESPONSE DATA> element. Returns the Power Class of SFP.
Example(s)	SENS:DATA:TEL:OPT:SFP:POW:CLAS?
See Also	SENSe:DATA:TELecom:OPTical:CFP:POWer:CLASs?

:SENSe:DATA:TELecom:OPTical:SFP:REVision?

Description	This query returns the revision of the SFP Connector module. At *RST condition, this value is set to device-dependent. Navigation Path: Setup > Test Configurator > Interface/Signal > SFP > Hardware Revision
Syntax	:SENSe:DATA:TELecom:OPTical:SFP:REVision?
Response Syntax	<Revision>
Response(s)	**Revision**: The response data syntax for the first parameter is defined as a <STRING RESPONSE DATA> element. Returns the revision of the SFP Connector module.
Example(s)	SENS:DATA:TEL:OPT:SFP:REV?
See Also	SENSe:DATA:TELecom:OPTical:XFP:REVision?

:SENSe:DATA:TELecom:OPTical:SFP:SERial:NUMBer?

Description

This query returns the serial number of the SFP Connector module.

At *RST condition, this value is set to device-dependent.

Navigation Path: Setup > Test Configurator > Interface/Signal > SFP > Serial Number

Syntax

:SENSe:DATA:TELecom:OPTical:SFP:SERial:NUMBer?

Response Syntax

<Serial_Number>

Response(s)

Serial_Number:

The response data syntax for the first parameter is defined as a <STRING RESPONSE DATA> element.

Returns the serial number of the SFP Connector module.

Example(s)

SENS:DATA:TEL:OPT:SFP:SER:NUMB?

See Also

SENSe:DATA:TELecom:OPTical:XFP:SERial:NUMBer?

:SENSe:DATA:TELecom:OPTical:SFP:SPEed?

Description	This query returns the speed of the SFP Connector module. At *RST condition, this value is set to device-dependent. Navigation Path: Setup > Test Configurator > Interface/Signal > SFP > Speed
Syntax	:SENSe:DATA:TELecom:OPTical:SFP:SPEed?
Response Syntax	<Speed>
Response(s)	**Speed**: The response data syntax for the first parameter is defined as a <STRING RESPONSE DATA> element. Returns the speed of the SFP Connector module.
Example(s)	SENS:DATA:TEL:OPT:SFP:SPE?
See Also	SENSe:DATA:TELecom:OPTical:XFP:SPEed?

:SENSe:DATA:TELecom:OPTical:SFP:TYPE?

Description

This query returns the type of the SFP Connector module.

At *RST condition, this value is set to device-dependent.

Navigation Path: Setup > Test Configurator > Interface/Signal > SFP > Type Compliance Code

Syntax

:SENSe:DATA:TELecom:OPTical:SFP:TYPE?

Response Syntax

<Type>

Response(s)

Type:

The response data syntax for the first parameter is defined as a <STRING RESPONSE DATA> element.

Returns the type of the SFP Connector module.

Example(s)

SENS:DATA:TEL:OPT:SFP:TYPE?

See Also

SENSe:DATA:TELecom:OPTical:XFP:TYPE?

:SENSe:DATA:TELecom:OPTical:SFP:VENDor:NAMe?

Description	This query returns the vendor name of the SFP Connector module. At *RST condition, this value is set to device-dependent. Navigation Path: Setup > Test Configurator > Interface/Signal > SFP > Vendor Name
Syntax	:SENSe:DATA:TELecom:OPTical:SFP:VENDor:NAMe?
Response Syntax	<Vendor>
Response(s)	**Vendor**: The response data syntax for the first parameter is defined as a <STRING RESPONSE DATA> element. Returns the vendor name of the SFP Connector module.
Example(s)	SENS:DATA:TEL:OPT:SFP:VEND:NAME?
See Also	SENSe:DATA:TELecom:OPTical:XFP:VENDor:NAMe?

:SENSe:DATA:TELecom:OPTical:SFP:WAVelength?

Description	This query returns the WAVelength value of the SFP Connector module. At *RST condition, this value is set to device-dependent. Navigation Path: Setup > Test Configurator > Interface/Signal > SFP > Wavelength
Syntax	:SENSe:DATA:TELecom:OPTical:SFP:WAVelength?
Response Syntax	<Wavelength>
Response(s)	**Wavelength**: The response data syntax for the first parameter is defined as a <STRING RESPONSE DATA> element. Returns the Wavelength of SFP.
Example(s)	SENS:DATA:TEL:OPT:SFP:WAV?
See Also	SENSe:DATA:TELecom:OPTical:XFP:WAVelength?

:SENSe:DATA:TELecom:OPTical:SLTool:SFP:CONNector:TYPE?

Description	This query returns the connector type of the SFP transceiver. At *RST condition, this value is set to device-dependent. Navigation Path: Test Control > Lpbk Tool > SFP/SFP+ > Connector Type
Syntax	:SENSe:DATA:TELecom:OPTical:SLTool:SFP:CONNector:TYPE?
Response Syntax	<Connector>
Response(s)	**Connector**: The response data syntax for the first parameter is defined as a <STRING RESPONSE DATA> element. Returns the connector type.
Example(s)	SENS:DATA:TEL:OPT:SLT:SFP:CONN:TYPE?

:SENSe:DATA:TELecom:OPTical:SLTool:SFP:MODE?

Description	This query returns the mode of the SFP transceiver. At *RST condition, this value is set to device-dependent. Navigation Path: Test Control > Lpbk Tool > SFP/SFP+ > Mode
Syntax	:SENSe:DATA:TELecom:OPTical:SLTool:SFP:MODE?
Response Syntax	<Mode>
Response(s)	**Mode**: The response data syntax for the first parameter is defined as a <STRING RESPONSE DATA> element. Returns the SFP mode.
Example(s)	SENS:DATA:TEL:OPT:SLT:SFP:MODE?

:SENSe:DATA:TELecom:OPTical:SLTool:SFP:MODule:ID?

Description	This query returns the module ID of the SFP transceiver. At *RST condition, this value is set to device-dependent. Navigation Path: Test Control > Lpbk Tool > SFP/SFP+ > Module ID
Syntax	:SENSe:DATA:TELecom:OPTical:SLTool:SFP:MODule:ID?
Response Syntax	<Module_ID>
Response(s)	**Module_ID**: The response data syntax for the first parameter is defined as a <STRING RESPONSE DATA> element. Returns the module ID.
Example(s)	SENS:DATA:TEL:OPT:SLT:SFP:MOD:ID?

:SENSe:DATA:TELecom:OPTical:SLTool:SFP:PART:NUMBer?

Description	This query returns the part number of the SFP transceiver. At *RST condition, this value is set to device-dependent. Navigation Path: Test Control > Lpbk Tool > SFP/SFP+ > Part Number
Syntax	:SENSe:DATA:TELecom:OPTical:SLTool:SFP:PART:NUMBer?
Response Syntax	<Part_Number>
Response(s)	**Part_Number**: The response data syntax for the first parameter is defined as a <STRING RESPONSE DATA> element. Returns the part number.
Example(s)	SENS:DATA:TEL:OPT:SLT:SFP:PART:NUMB?

:SENSe:DATA:TELecom:OPTical:SLTool:SFP:REVision?

Description	This query returns the revision of the SFP transceiver. At *RST condition, this value is set to device-dependent. Navigation Path: Test Control > Lpbk Tool > SFP/SFP+ > Hardware Revision.
Syntax	:SENSe:DATA:TELecom:OPTical:SLTool:SFP:REVision?
Response Syntax	<Revision>
Response(s)	**Revision**: The response data syntax for the first parameter is defined as a <STRING RESPONSE DATA> element. Returns the hardware revision.
Example(s)	SENS:DATA:TEL:OPT:SLT:SFP:REV?

:SENSe:DATA:TELecom:OPTical:SLTool:SFP:SERial:NUMBer?

Description	This query returns the serial number of the SFP transceiver. At *RST condition, this value is set to device-dependent. Navigation Path: Test Control > Lpbk Tool > SFP/SFP+ > Serial Number
Syntax	:SENSe:DATA:TELecom:OPTical:SLTool:SFP:SERial:NUMBer?
Response Syntax	<Serial_Number>
Response(s)	**Serial_Number**: The response data syntax for the first parameter is defined as a <STRING RESPONSE DATA> element. Returns the serial number.
Example(s)	SENS:DATA:TEL:OPT:SLT:SFP:SER:NUMB?

:SENSe:DATA:TELecom:OPTical:SLTool:SFP:SPEed?

Description	This query returns the speed of the SFP transceiver. At *RST condition, this value is set to device-dependent. Navigation Path: Test Control > Lpbk Tool > SFP/SFP+ > Speed
Syntax	:SENSe:DATA:TELecom:OPTical:SLTool:SFP:SPEed?
Response Syntax	<Speed>
Response(s)	**Speed**: The response data syntax for the first parameter is defined as a <STRING RESPONSE DATA> element. Returns the speed.
Example(s)	SENS:DATA:TEL:OPT:SLT:SFP:SPE?

:SENSe:DATA:TELecom:OPTical:SLTool:SFP:TYPE?

Description	This query returns the type of the SFP transceiver. At *RST condition, this value is set to device-dependent. Navigation Path: Test Control > Lpbk Tool > SFP/SFP+ > Type
Syntax	:SENSe:DATA:TELecom:OPTical:SLTool:SFP:TYPE?
Response Syntax	<Type>
Response(s)	**Type**: The response data syntax for the first parameter is defined as a <STRING RESPONSE DATA> element. Returns the type of the SFP Connector module.
Example(s)	SENS:DATA:TEL:OPT:SLT:SFP:TYPE?

:SENSe:DATA:TELecom:OPTical:SLTool:SFP:VENDor:NAMe?

Description	This query returns the vendor name of the SFP transceiver. At *RST condition, this value is set to device-dependent. Navigation Path: Test Control > Lpbk Tool > SFP/SFP+ > Vendor Name
Syntax	:SENSe:DATA:TELecom:OPTical:SLTool:SFP:VENDor:NAMe?
Response Syntax	<Vendor>
Response(s)	**Vendor**: The response data syntax for the first parameter is defined as a <STRING RESPONSE DATA> element. Returns the vendor name.
Example(s)	SENS:DATA:TEL:OPT:SLT:SFP:VEND:NAM?

:SENSe:DATA:TELecom:OPTical:SLTool:SFP:WAVelength?

Description	This query returns the wavelengeth value of the SFP transceiver. At *RST condition, this value is set to device-dependent. Navigation Path: Test Control > Lpbk Tool > SFP/SFP+ > Wavelengeth
Syntax	:SENSe:DATA:TELecom:OPTical:SLTool:SFP:WAVelength?
Response Syntax	<Wavelength>
Response(s)	**Wavelength**: The response data syntax for the first parameter is defined as a <STRING RESPONSE DATA> element. Returns the Wavelength.
Example(s)	SENS:DATA:TEL:OPT:SLT:SFP:WAV?

Signal - Signal Configuration (DSn/PDH) - Modify DS0

:SENSe:DATA:TELecom:DS[1..n]:PAYLoad:CONTent

Description

This command sets the payload content to given channel number.

At *RST condition, this value is set to PATTERN1.

Navigation Path: Setup > DSn/PDH BERT > DS3/DS1 > Modify DS0 > RX (1 - 24)

Syntax

:SENSe:DATA:TELecom:DS[1..n]:PAYLoad:CONTent <wsp><Content>, <Payload>

Parameter(s)

Content:

The program data syntax for the first parameter is defined as a <DECIMAL NUMERIC PROGRAM DATA> element.

Sets the timeslots for payload content.

Choices are 1 through 24.

Payload:

The program data syntax for the second parameter is defined as a <CHARACTER PROGRAM DATA> element.

Sets the selection of the payload type.

NONE: None

PATTERN1: Pattern

Response Syntax

<Framing>

Example(s)

SENS:DATA:TEL:DS100:PAYL:CONT 1,PATTERN1

See Also

SENSe:DATA:TELecom:PDH:E:PAYLoad:CONTent

:SENSe:DATA:TELecom:DS[1..n]:PAYLoad:CONTent?

Description

This query returns the payload content of given channel number.

At *RST condition, this value is set to PATTERN1.

Navigation Path: Setup > DSn/PDH BERT > DS3/DS1 > Modify DS0 > RX (1 - 24)

Syntax

:SENSe:DATA:TELecom:DS[1..n]:PAYLoad:CONTent? <wsp><Content>

Parameter(s)

Content:

The program data syntax for the first parameter is defined as a <DECIMAL NUMERIC PROGRAM DATA> element.

Sets the timeslots for payload content.

Choices are 1 through 24.

Response Syntax

<Payload>

Response(s)

Payload:

The response data syntax for the first parameter is defined as a <CHARACTER RESPONSE DATA> element.

Returns the payload type.

NONE, indicates the None as as payload type.

PATTERN1, indicates the Pattern as payload type.

Example(s)

SENS:DATA:TEL:DS100:PAYL:CONT 1,PATTERN1

SENS:DATA:TEL:DS100:PAYL:CONT? 1

Returns: PATTERN1

See Also

SENSe:DATA:TELecom:PDH:E:PAYLoad:CONTent?

:SENSe:DATA:TELecom:PDH:E[1..n]:PAYLoad:CONTent

Description

This command sets the payload content to given channel number.

At *RST condition, this value is set to PATTERN1.

Navigation Path: Setup > DSn/PDH BERT > E4/E3/E2/E1 > Modify E0 > RX (1-31)

Syntax

:SENSe:DATA:TELecom:PDH:E[1..n]:PAYLoad:CONTent <wsp><Content>, <Payload>

Parameter(s)

Content:

The program data syntax for the first parameter is defined as a <DECIMAL NUMERIC PROGRAM DATA> element.

Sets the payload content.

Choices are 1 through 31.

Payload:

The program data syntax for the second parameter is defined as a <CHARACTER PROGRAM DATA> element.

Sets the selection of the payload type.

NONE: None

PATTERN1: Pattern

SIGNALING: Signaling

MFAS: Multiframe Alignment Signal

Response Syntax

<Payload>

Example(s)

SENS:DATA:TEL:PDH:E100:PAYL:CONT 1,PATTERN1

See Also

SENSe:DATA:TELecom:DS:PAYLoad:CONTent

:SENSe:DATA:TELecom:PDH:E[1..n]:PAYLoad:CONTent?

Description

This query returns the payload content of given channel number.

At *RST condition, this value is set to PATTERN1.

Navigation Path: Setup > DSn/PDH BERT > E4/E3/E2/E1 > Modify E0 > RX (1-31)

Syntax

:SENSe:DATA:TELecom:PDH:E[1..n]:PAYLoad:CONTent? <wsp><Content>

Parameter(s)

Content:

The program data syntax for the first parameter is defined as a <DECIMAL NUMERIC PROGRAM DATA> element.

Sets the timeslots for payload content.

Choices are 1 through 31.

Response Syntax

<Payload>

Response(s)

Payload:

The response data syntax for the first parameter is defined as a <CHARACTER RESPONSE DATA> element.

Returns the payload type.

NONE, indicates the None as as payload type.

PATTERN1, indicates the Pattern as payload type.

SIGNALING, indicates the Signaling as payload type.

MFAS: Multiframe Alignment Signal.

Example(s)

SENS:DATA:TEL:PDH:E100:PAYL:CONT 1,PATTERN1

SENS:DATA:TEL:PDH:E100:PAYL:CONT? 1

Returns: PATTERN1

See Also

SENSe:DATA:TELecom:DS:PAYLoad:CONTent?

:SOURce:DATA:TELecom:DS[1..n]:MODE

Description

This command sets the channel timeslot data rate for the pattern payload content.

At *RST condition, this value is set to E64K.

Navigation Path: Setup > DSn/PDH BERT > DS3/DS1 > Modify DS0 > DS0 Size

Syntax

:SOURce:DATA:TELecom:DS[1..n]:MODE <wsp><Mode>

Parameter(s)

Mode:

The program data syntax for the first parameter is defined as a <CHARACTER PROGRAM DATA> element.

Sets the channel timeslot data rate for the pattern payload content.

E64K: a timeslot data rate of E64 Kbps uses 8 bits to carry the payload information.

E56K: a timeslot data rate of E56 Kbps uses 7 bits to carry the payload information.

Response Syntax

<Payload>

Example(s)

SOUR:DATA:TEL:DS:MODE E64K

See Also

SOURce:DATA:TELecom:PDH:E:MODE

:SOURce:DATA:TELecom:DS[1..n]:MODE?

Description

This query returns the channel timeslot data rate for the pattern payload content.

At *RST condition, this value is set to E64K.

Navigation Path: Setup > DSn/PDH BERT > DS3/DS1 > Modify DS0 > DS0 Size

Syntax

:SOURce:DATA:TELecom:DS[1..n]:MODE?

Response Syntax

<Mode>

Response(s)

Mode:

The response data syntax for the first parameter is defined as a <CHARACTER RESPONSE DATA> element.

Returns the channel timeslot data rate for the pattern payload content.

E64K, timeslot data rate of 64 Kbps uses 8 bits to carry the payload information is selected.

E56K, timeslot data rate of 56 Kbps uses 7 bits to carry the payload information is selected.

Example(s)

SOUR:DATA:TEL:DS:MODE E64K

SOUR:DATA:TEL:DS:MODE?

Returns: E64K

See Also

SOURce:DATA:TELecom:PDH:E:MODE?

:SOURce:DATA:TELecom:DS[1..n]:PAYLoad:CONTent

Description

This command sets the payload content to given channel number.

At *RST condition, this value is set to PATTERN1.

Navigation Path: Setup > DSn/PDH BERT > DS3/DS1 > Modify DS0 > TX (1 - 24)

Syntax

:SOURce:DATA:TELecom:DS[1..n]:PAYLoad:CONTent <wsp><Content>, <Payload>

Parameter(s)

Content:

The program data syntax for the first parameter is defined as a <DECIMAL NUMERIC PROGRAM DATA> element.

Sets the payload content.

Choices are 1 through 24.

Payload:

The program data syntax for the second parameter is defined as a <CHARACTER PROGRAM DATA> element.

Sets the selection of the payload type.

PATTERN1: Pattern

IDLE: Idle

TONE: Tone

Response Syntax

<Mode>

Example(s)

SOUR:DATA:TEL:DS100:PAYL:CONT 1,PATTERN1

See Also

SOURce:DATA:TELecom:PDH:E:PAYLoad:CONTent

:SOURce:DATA:TELecom:DS[1..n]:PAYLoad:CONTent:ALL

Description	This command sets the payload content of all timeslots to the selected payload content with its Pattern, Idle, or Tone value. At *RST condition, this value is set to PATTERN1. Navigation Path: Setup > DSn/PDH BERT > DS3/DS1 > Modify DS0 > Set All
Syntax	:SOURce:DATA:TELecom:DS[1..n]:PAYLoad:CONTent:ALL
Response Syntax	<Mode>
Example(s)	SOUR:DATA:TEL:DS:PAYL:CONT:ALL
See Also	SOURce:DATA:TELecom:PDH:E:PAYLoad:CONTent:ALL

:SOURce:DATA:TELecom:DS[1..n]:PAYLoad:CONTent:TYPE

Description

This command selects the type of payload content.

At *RST condition, this value is set to PATTERN1.

Navigation Path: Setup > DSn/PDH BERT > DS3/DS1 > Modify DS0 > Payload Content

Syntax

:SOURce:DATA:TELecom:DS[1..n]:PAYLoad:CONTent:TYPE <wsp><Payload>

Parameter(s)

Payload:

The program data syntax for the first parameter is defined as a <CHARACTER PROGRAM DATA> element.

Sets the payload content.

IDLE: Idle

PATTERN1: Pattern

TONE: Tone

Response Syntax

<Mode>

Example(s)

SOUR:DATA:TEL:DS:PAYL:CONT:TYPE PATTERN1

See Also

SOURce:DATA:TELecom:PDH:E:PAYLoad:CONTent:TYPE

:SOURce:DATA:TELecom:DS[1..n]:PAYLoad:CONTent:TYPE?

Description

This query returns the type of payload content.

At *RST condition, this value is set to PATTERN1.

Navigation Path: Setup > DSn/PDH BERT > DS3/DS1 > Modify DS0 > Payload Content

Syntax

:SOURce:DATA:TELecom:DS[1..n]:PAYLoad:CONTent:TYPE?

Response Syntax

<Content Type>

Response(s)

Content Type:

The response data syntax for the first parameter is defined as a <CHARACTER RESPONSE DATA> element.

Returns the payload content type.

IDLE: Idle

PATTERN1: Pattern

TONE: Tone

Example(s)

SOUR:DATA:TEL:DS:PAYL:CONT:TYPE PATTERN1

SOUR:DATA:TEL:DS:PAYL:CONT:TYPE?

Returns: PATTERN1

See Also

SOURce:DATA:TELecom:PDH:E:PAYLoad:CONTent:TYPE?

:SOURce:DATA:TELecom:DS[1..n]:PAYLoad:CONTent?

Description

This query returns the payload content of given channel number.

At *RST condition, this value is set to PATTERN1.

Navigation Path: Setup > DSn/PDH BERT > DS3/DS1 > Modify DS0 > TX (1 - 24)

Syntax

:SOURce:DATA:TELecom:DS[1..n]:PAYLoad:CONTent? <wsp><Content>

Parameter(s)

Content:

The program data syntax for the first parameter is defined as a <DECIMAL NUMERIC PROGRAM DATA> element.

Sets the timeslots for payload content.

Choices are 1 through 24.

Response Syntax

<Payload>

Response(s)

Payload:

The response data syntax for the first parameter is defined as a <CHARACTER RESPONSE DATA> element.

Returns the payload type.

PATTERN1, Pattern is selected as payload type.

IDLE, Idle is selected as payload type.

TONE, Tone is selected as payload type.

Example(s)

SOUR:DATA:TEL:DS100:PAYL:CONT 1,PATTERN1

SOUR:DATA:TEL:DS100:PAYL:CONT? 1

Returns: PATTERN1

See Also

SOURce:DATA:TELecom:PDH:E:PAYLoad:CONTent?

:SOURce:DATA:TELecom:DS[1..n]:PAYLoad:IDLE

Description

This command sets the idle code byte from the Idle field. The selected idle code applies to all timeslots set to Idle.

At *RST condition, this value is set to #H7F.

Navigation Path: Setup > DSn/PDH BERT > DS3/DS1 > Modify DS0 > Idle

Syntax

:SOURce:DATA:TELecom:DS[1..n]:PAYLoad:IDLE <wsp><Idle>

Parameter(s)

Idle:

The program data syntax for the first parameter is defined as a <NONDECIMAL NUMERIC PROGRAM DATA> element.

Sets the idle code byte from the idle field.

The values are hexadecimal #H00 to #HFF.

Response Syntax

<Payload>

Example(s)

SOUR:DATA:TEL:DS:PAYL:IDLE #H1

See Also

SOURce:DATA:TELecom:PDH:E:PAYLoad:IDLE

:SOURce:DATA:TELecom:DS[1..n]:PAYLoad:IDLE?

Description	This query returns the Idle code byte from the Idle field. The selected Idle code applies to all timeslots set to Idle. At *RST condition, this value is set to #H7F. Navigation Path: Setup > DSn/PDH BERT > DS3/DS1 > Modify DS0 > Idle
Syntax	:SOURce:DATA:TELecom:DS[1..n]:PAYLoad:IDLE?
Response Syntax	<Idle>
Response(s)	**Idle**: The response data syntax for the first parameter is defined as a <NR1 NUMERIC RESPONSE DATA> element. Returns the idle code byte from the idle field. The values are hexadecimal #H00 to #HFF.
Example(s)	SOUR:DATA:TEL:DS:PAYL:IDLE #H1 SOUR:DATA:TEL:DS:PAYL:IDLE? Returns: 1
See Also	SOURce:DATA:TELecom:PDH:E:PAYLoad:IDLE?

:SOURce:DATA:TELecom:DS[1..n]:PAYLoad:TONE

Description

This command sets the tone for digital milli watt testing. The signal output power, when converted to analog, is 0 dBm. The selected tone applies to all timeslots set to tone.

At *RST condition, this value is set to T1004.

Navigation Path: Setup > DSn/PDH BERT > DS3/DS1 > Modify DS0 > Tone (Hz)

Syntax

:SOURce:DATA:TELecom:DS[1..n]:PAYLoad:TONE <wsp><Tone>

Parameter(s)

Tone:

The program data syntax for the first parameter is defined as a <CHARACTER PROGRAM DATA> element.

Sets the tone for digital milli watt testing.

T1000: the 1000 Hz tone.

T1004: the 1004 Hz tone.

Response Syntax

<Idle>

Example(s)

SOUR:DATA:TEL:DS:PAYL:TONE T1000

See Also

SOURce:DATA:TELecom:PDH:E:PAYLoad:TONE

:SOURce:DATA:TELecom:DS[1..n]:PAYLoad:TONE?

Description

This query returns the tone for digital milli watt testing.

At *RST condition, this value is set to T1004.

Navigation Path: Setup > DSn/PDH BERT > DS3/DS1 > Modify DS0 > Tone (Hz)

Syntax

:SOURce:DATA:TELecom:DS[1..n]:PAYLoad:TONE?

Response Syntax

<Tone>

Response(s)

Tone:

The response data syntax for the first parameter is defined as a <CHARACTER RESPONSE DATA> element.

Returns the selection of a tone for digital milli watt testing.

T1000, 1000 Hz is selected as tone.

T1004, 1004 Hz is selected as tone.

Example(s)

SOUR:DATA:TEL:DS:PAYL:TONE T1000

SOUR:DATA:TEL:DS:PAYL:TONE?

Returns: T1000

See Also

SOURce:DATA:TELecom:PDH:E:PAYLoad:TONE?

:SOURce:DATA:TELecom:DS[1..n]:SYNC:TXRX

Description

This command sets enabled / disabled value for apply All Tx values to Rx.

At *RST condition, this value is set to ON.

Navigation Path: Setup > DSn/PDH BERT > DS3/DS1 > Modify DS0 > Apply Channel TX to RX

Syntax

:SOURce:DATA:TELecom:DS[1..n]:SYNC:TXRX <wsp><Status>

Parameter(s)

Status:

The program data syntax for the first parameter is defined as a <BOOLEAN PROGRAM DATA> element.

Enables/disables:

ON: Enables

OFF: Disables

Response Syntax

<Tone>

Example(s)

SOUR:DATA:TEL:DS:SYNC:TXRX ON

See Also

SOURce:DATA:TELecom:PDH:E:SYNC:TXRX

:SOURce:DATA:TELecom:DS[1..n]:SYNC:TXRX?

Description	This query returns enabled / disabled value for apply All Tx values to Rx. At *RST condition, this value is set to ON. Navigation Path: Setup > DSn/PDH BERT > DS3/DS1 > Modify DS0 > Apply Channel TX to RX
Syntax	:SOURce:DATA:TELecom:DS[1..n]:SYNC:TXRX?
Response Syntax	<Set>
Response(s)	**Set**: The response data syntax for the first parameter is defined as a <BOOLEAN RESPONSE DATA> element. Return Enable or disable value of Apply All Tx to RX. 1, Apply All Tx to RX is enabled. 0, Apply All Tx to RX is disabled.
Example(s)	SOUR:DATA:TEL:DS:SYNC:TXRX ON SOUR:DATA:TEL:DS:SYNC:TXRX? Returns: 1
See Also	SOURce:DATA:TELecom:PDH:E:SYNC:TXRX?

:SOURce:DATA:TELecom:DS[1..n]:ZCS

Description

This command sets the Zero Code Suppression (ZCS) method used to replace the all-zero bytes of the idle and tone payload contents.

At *RST condition, this value is set to NONE.

Navigation Path: Setup > DSn/PDH BERT > DS3/DS1 > Modify DS0 > Zero Code Suppression

Syntax

:SOURce:DATA:TELecom:DS[1..n]:ZCS <wsp><Zcs>

Parameter(s)

Zcs:

The program data syntax for the first parameter is defined as a <CHARACTER PROGRAM DATA> element.

Sets the selection of the ZCS (Zero Code Suppression) method used to replace the all-zero bytes of the idle and tone payload contents.

NONE: no zero code suppression.

JBIT8: every 8th (LSB) bit is forced to 1.

GTE: bit 8 of an all zero channel byte is replaced by 1, except in signaling frames where bit 7 is forced to 1.

ZBELl: bit 7 of an all zero channel byte is replaced by 1.

Response Syntax

<Set>

Example(s)

SOUR:DATA:TEL:DS:ZCS NONE

See Also

SOURce:DATA:TELecom:PDH:E:ZCS

:SOURce:DATA:TELecom:DS[1..n]:ZCS?

Description

This query returns the Zero Code Suppression (ZCS) method used to replace the all-zero bytes of the idle and tone payload contents.

At *RST condition, this value is set to NONE.

Navigation Path: Setup > DSn/PDH BERT > DS3/DS1 > Modify DS0 > Zero Code Suppression

Syntax

:SOURce:DATA:TELecom:DS[1..n]:ZCS?

Response Syntax

<Zcs>

Response(s)

Zcs:

The response data syntax for the first parameter is defined as a <CHARACTER RESPONSE DATA> element.

Returns the selection of the Zero Code Suppression (ZCS) method used to replace the all-zero bytes of the idle and tone payload contents.

NONE, no zero code suppression is selected.

JBIT8, every 8th (LSB) bit is forced to 1 is selected.

GTE, bit 8 of an all zero channel byte is replaced by 1, except in signaling frames where bit 7 is forced to 1 is selected.

ZBELL, bit 7 of an all zero channel byte is replaced by 1 is selected.

Example(s)

SOUR:DATA:TEL:DS:ZCS NONE

SOUR:DATA:TEL:DS:ZCS?

Returns: NONE

See Also

SOURce:DATA:TELecom:PDH:E:ZCS?

:SOURce:DATA:TELecom:PDH:E[1..n]:MODE

Description

This command selects the channel timeslot data rate for the transmitter.

At *RST condition, this value is set to E64K.

Navigation Path: Setup > DSn/PDH BERT > E4/E3/E2/E1 > Modify E0 > E0 Size

Syntax

:SOURce:DATA:TELecom:PDH:E[1..n]:MODE <wsp><Mode>

Parameter(s)

Mode:

The program data syntax for the first parameter is defined as a <CHARACTER PROGRAM DATA> element.

Selects the channel timeslot data rate for the transmitter.

E64K: a timeslot data rate of 64 Kbps uses 8 bits to carry the payload information.

E56K: a timeslot data rate of 56 Kbps uses 7 bits to carry the payload information.

Response Syntax

<Zcs>

Example(s)

SOUR:DATA:TEL:PDH:E:MODE E64K

See Also

SOURce:DATA:TELecom:DS:MODE

:SOURce:DATA:TELecom:PDH:E[1..n]:MODE?

Description

This query returns the channel timeslot data rate for the transmitter.

At *RST condition, this value is set to E64K.

Navigation Path: Setup > DSn/PDH BERT > E4/E3/E2/E1 > Modify E0 > E0 Size

Syntax

:SOURce:DATA:TELecom:PDH:E[1..n]:MODE?

Response Syntax

<Mode>

Response(s)

Mode:

The response data syntax for the first parameter is defined as a <CHARACTER RESPONSE DATA> element.

Returns the channel timeslot data rate for the pattern payload content.

E64K, timeslot data rate of 64 Kbps uses 8 bits to carry the payload information is selected.

E56K, timeslot data rate of 56 Kbps uses 7 bits to carry the payload information is selected.

Example(s)

SOUR:DATA:TEL:PDH:E:MODE E64K

SOUR:DATA:TEL:PDH:E:MODE?

Returns: E64K

See Also

SOURce:DATA:TELecom:DS:MODE?

:SOURce:DATA:TELecom:PDH:E[1..n]:PAYLoad:CONTent

Description

This command sets the payload content to given channel number.

At *RST condition, this value is set to PATTERN1.

Navigation Path: Setup > DSn/PDH BERT > E4/E3/E2/E1 > Modify E0 > TX (1-31)

Syntax

:SOURce:DATA:TELecom:PDH:E[1..n]:PAYLoad:CONTent <wsp><Content>, <Payload>

Parameter(s)

Content:

The program data syntax for the first parameter is defined as a <DECIMAL NUMERIC PROGRAM DATA> element.

Sets the timeslots for payload content.

Choices are 1 through 31.

Payload:

The program data syntax for the second parameter is defined as a <CHARACTER PROGRAM DATA> element.

Sets the selection of the payload type.

PATTERN1: Pattern

IDLE: Idle

TONE: Tone

SIGNALING: Signaling

MFAS: Multiframe Alignment Signal

Response Syntax

<Mode>

Example(s)

SOUR:DATA:TEL:PDH:E100:PAYL:CONT 1,PATTERN1

See Also

SOURce:DATA:TELecom:DS:PAYLoad:CONTent

:SOURce:DATA:TELecom:PDH:E[1..n]:PAYLoad:CONTent:ALL

Description	This command sets the payload content of all timeslots to the selected payload content with its Pattern, Idle, or Tone value. At *RST condition, this value is device dependent. Navigation Path: Setup > DSn/PDH BERT > E4/E3/E2/E1 > Modify E0 > Set All
Syntax	:SOURce:DATA:TELecom:PDH:E[1..n]:PAYLoad:CONTent:ALL
Response Syntax	<Mode>
Example(s)	SOUR:DATA:TEL:PDH:E:PAYL:CONT:ALL
See Also	SOURce:DATA:TELecom:DS:PAYLoad:CONTent:ALL

:SOURce:DATA:TELecom:PDH:E[1..n]:PAYLoad:CONTent:TYPE

Description

This command sets the type of payload content.

At *RST condition, this value is set to PATTERN1.

Navigation Path: Setup > DSn/PDH BERT > E4/E3/E2/E1 > Modify E0 > Payload Content

Syntax

:SOURce:DATA:TELecom:PDH:E[1..n]:PAYLoad:CONTent:TYPE <wsp><Content>

Parameter(s)

Content:

The program data syntax for the first parameter is defined as a <CHARACTER PROGRAM DATA> element.

Sets the payload content.

PATTERN1: Pattern

IDLE: Idle

TONE: Tone

Response Syntax

<Mode>

Example(s)

SOUR:DATA:TEL:PDH:E:PAYL:CONT:TYPE PATTERN1

See Also

SOURce:DATA:TELecom:DS:PAYLoad:CONTent:TYPE

:SOURce:DATA:TELecom:PDH:E[1..n]:PAYLoad:CONTent:TYPE?

Description

This query returns the type of payload content.

At *RST condition, this value is set to PATTERN1.

Navigation Path: Setup > DSn/PDH BERT > E4/E3/E2/E1 > Modify E0 > Payload Content

Syntax

:SOURce:DATA:TELecom:PDH:E[1..n]:PAYLoad:CONTent:TYPE?

Response Syntax

<Content Type>

Response(s)

Content Type:

The response data syntax for the first parameter is defined as a <CHARACTER RESPONSE DATA> element.

Returns the payload content type.

PATTERN1, Pattern is selected as payload content type.

IDLE, Idle is selected as payload content type.

TONE, tone is selected as payload content type.

Example(s)

SOUR:DATA:TEL:PDH:E:PAYL:CONT:TYPE PATTERN1

SOUR:DATA:TEL:PDH:E:PAYL:CONT:TYPE?

Returns: PATTERN1

See Also

SOURce:DATA:TELecom:DS:PAYLoad:CONTent:TYPE?

:SOURce:DATA:TELecom:PDH:E[1..n]:PAYLoad:CONTent?

Description

This query returns the payload content of given channel number.

At *RST condition, this value is set to PATTERN1.

Navigation Path: Setup > DSn/PDH BERT > E4/E3/E2/E1 > Modify E0 > TX (1-31)

Syntax

:SOURce:DATA:TELecom:PDH:E[1..n]:PAYLoad:CONTent? <wsp><Content>

Parameter(s)

Content:

The program data syntax for the first parameter is defined as a <DECIMAL NUMERIC PROGRAM DATA> element.

Sets the timeslots for payload content.

Choices are 1 through 31.

Response Syntax

<Payload>

Response(s)

Payload:

The response data syntax for the first parameter is defined as a <CHARACTER RESPONSE DATA> element.

Returns the payload type.

PATTERN1, Pattern is selected as payload type.

IDLE, Idle is selected as payload type.

TONE, Tone is selected as payload type.

SIGNALING, Signaling is selected as payload type.

MFAS, Multiframe Alignment Signal

Example(s)

SOUR:DATA:TEL:PDH:E100:PAYL:CONT 1,PATTERN1

SOUR:DATA:TEL:PDH:E100:PAYL:CONT? 1

Returns: PATTERN1

See Also

SOURce:DATA:TELecom:DS:PAYLoad:CONTent?

:SOURce:DATA:TELecom:PDH:E[1..n]:PAYLoad:IDLE

Description	This command sets the idle code byte from the idle field. The selected idle code applies to all timeslots set to idle. At *RST condition, this value is set to #H7F. Navigation Path: Setup > DSn/PDH BERT > E4/E3/E2/E1 > Modify E0 > Idle
Syntax	:SOURce:DATA:TELecom:PDH:E[1..n]:PAYLoad:IDLE <wsp><Idle>
Parameter(s)	**Idle**: The program data syntax for the first parameter is defined as a <NONDECIMAL NUMERIC PROGRAM DATA> element. Sets the idle code byte from the idle field. The values are hexadecimal #H00 through #HFF.
Response Syntax	<Payload>
Example(s)	SOUR:DATA:TEL:PDH:E:PAYL:IDLE #H1
See Also	SOURce:DATA:TELecom:DS:PAYLoad:IDLE

:SOURce:DATA:TELecom:PDH:E[1..n]:PAYLoad:IDLE?

Description

This query returns the idle code byte from the idle field.

At *RST condition, this value is set to #H7F.

Navigation Path: Setup > DSn/PDH BERT > E4/E3/E2/E1 > Modify E0 > Idle

Syntax

:SOURce:DATA:TELecom:PDH:E[1..n]:PAYLoad:IDLE?

Response Syntax

<Idle>

Response(s)

Idle:

The response data syntax for the first parameter is defined as a <NR1 NUMERIC RESPONSE DATA> element.

Returns the idle code byte from the idle field.

The values are hexadecimal #H00 to #HFF.

Example(s)

SOUR:DATA:TEL:PDH:E:PAYL:IDLE #H1

SOUR:DATA:TEL:PDH:E:PAYL:IDLE?

Returns: 1

See Also

SOURce:DATA:TELecom:DS:PAYLoad:IDLE?

:SOURce:DATA:TELecom:PDH:E[1..n]:PAYLoad:TONE

Description

This command sets the tone for digital milli watt testing. The signal output power, when converted to analog, is 0 dBm. The selected tone applies to all timeslots set to tone.

At *RST condition, this value is set to T1004.

Navigation Path: Setup > DSn/PDH BERT > E4/E3/E2/E1 > Modify E0 > Tone (Hz)

Syntax

:SOURce:DATA:TELecom:PDH:E[1..n]:PAYLoad:TONE <wsp><Tone>

Parameter(s)

Tone:

The program data syntax for the first parameter is defined as a <CHARACTER PROGRAM DATA> element.

Sets the selection of a tone for digital milli watt testing.

T1000: 1000 Hz

T1004: 1004 Hz

Response Syntax

<Idle>

Example(s)

SOUR:DATA:TEL:PDH:E:PAYL:TONE T1000

See Also

SOURce:DATA:TELecom:DS:PAYLoad:TONE

:SOURce:DATA:TELecom:PDH:E[1..n]:PAYLoad:TONE?

Description

This query returns the tone for digital milli watt testing.

At *RST condition, this value is set to T1004.

Navigation Path: Setup > DSn/PDH BERT > E4/E3/E2/E1 > Modify E0 > Tone (Hz)

Syntax

:SOURce:DATA:TELecom:PDH:E[1..n]:PAYLoad:TONE?

Response Syntax

<Tone>

Response(s)

Tone:

The response data syntax for the first parameter is defined as a <CHARACTER RESPONSE DATA> element.

Returns the selection of a tone for digital milli watt testing.

T1000, 1000 Hz is selected as tone.

T1004, 1004 Hz is selected as tone.

Example(s)

SOUR:DATA:TEL:PDH:E:PAYL:TONE T1000

SOUR:DATA:TEL:PDH:E:PAYL:TONE?

Returns: T1000

See Also

SOURce:DATA:TELecom:DS:PAYLoad:TONE?

:SOURce:DATA:TELecom:PDH:E[1..n]:SYNC:TXRX

Description

This command sets enabled / disabled value for apply All Tx values to Rx.

At *RST condition, this value is set to ON.

Navigation Path: Setup > DSn/PDH BERT > E4/E3/E2/E1 > Modify E0 > Apply Channel TX to RX

Syntax

:SOURce:DATA:TELecom:PDH:E[1..n]:SYNC:TXRX <wsp><Status>

Parameter(s)

Status:

The program data syntax for the first parameter is defined as a <BOOLEAN PROGRAM DATA> element.

Enables/disables:

ON: Enables

OFF: Disables

Response Syntax

<Tone>

Example(s)

SOUR:DATA:TEL:PDH:E:SYNC:TXRX ON

See Also

SOURce:DATA:TELecom:DS:SYNC:TXRX

:SOURce:DATA:TELecom:PDH:E[1..n]:SYNC:TXRX?

Description

This query returns enabled / disabled value for apply All Tx values to Rx.

At *RST condition, this value is set to ON.

Navigation Path: Setup > DSn/PDH BERT > E4/E3/E2/E1 > Modify E0 > Apply Channel TX to RX

Syntax

:SOURce:DATA:TELecom:PDH:E[1..n]:SYNC:TXRX?

Response Syntax

<Set>

Response(s)

Set:

The response data syntax for the first parameter is defined as a <BOOLEAN RESPONSE DATA> element.

Returns Enable or disable value of Apply All Tx to RX.

1, Apply All Tx to RX is enabled.

0, Apply All Tx to RX is disabled.

Example(s)

SOUR:DATA:TEL:PDH:E:SYNC:TXRX ON

SOUR:DATA:TEL:PDH:E:SYNC:TXRX?

Returns: 1

See Also

SOURce:DATA:TELecom:DS:SYNC:TXRX?

:SOURce:DATA:TELecom:PDH:E[1..n]:ZCS

Description

This command sets the Zero Code Suppression (ZCS) method used to replace the all-zero bytes of the idle and tone payload contents.

At *RST condition, this value is set to NONE.

Navigation Path: Setup > DSn/PDH BERT > E4/E3/E2/E1 > Modify E0 > Zero Code Suppression

Syntax

:SOURce:DATA:TELecom:PDH:E[1..n]:ZCS <wsp><Zcs>

Parameter(s)

Zcs:

The program data syntax for the first parameter is defined as a <CHARACTER PROGRAM DATA> element.

Sets the selection of the Zero Code Suppression (ZCS) method.

NONE: No zero Code Suppression.

JBIT8: every 8th (LSB) bit is forced to 1.

Response Syntax

<Set>

Example(s)

SOUR:DATA:TEL:PDH:E:ZCS NONE

See Also

SOURce:DATA:TELecom:DS:ZCS

:SOURce:DATA:TELecom:PDH:E[1..n]:ZCS?

Description

This query returns the Zero Code Suppression (ZCS) method used to replace the all-zero bytes of the idle and tone payload contents.

At *RST condition, this value is set to NONE.

Navigation Path: Setup > DSn/PDH BERT > E4/E3/E2/E1 > Modify E0 > Zero Code Suppression

Syntax

:SOURce:DATA:TELecom:PDH:E[1..n]:ZCS?

Response Syntax

<Zcs>

Response(s)

Zcs:

The response data syntax for the first parameter is defined as a <CHARACTER RESPONSE DATA> element.

Returns the selection of the Zero Code Suppression (ZCS) method used to replace the all-zero bytes of the idle and tone payload contents.

NONE, no zero code suppression is selected.

JBIT8, every 8th (LSB) bit is forced to 1 is selected.

Example(s)

SOUR:DATA:TEL:PDH:E:ZCS NONE

SOUR:DATA:TEL:PDH:E:ZCS?

Returns: NONE

See Also

SOURce:DATA:TELecom:DS:ZCS?

Interface (Ethernet, Packet Sync, Fibre Channel, and Wireless)

:FETCh:DATA:TELecom:CPRI:OBSai:LINK:LIVE?

Description	This Query returns the OBSAI live Sync status. At *RST condition, this value is set to device-dependent. Navigation Path: Setup > Test Configurator > Interface > Sync status
Syntax	:FETCh:DATA:TELecom:CPRI:OBSai:LINK:LIVE?
Response Syntax	<Link Status>
Response(s)	**Link Status**: The response data syntax for the first parameter is defined as a <BOOLEAN RESPONSE DATA> element. Return Live link status for State machine.
Example(s)	FETC:DATA:TEL:CPRI:OBS:LINK:LIVE?
See Also	SOURce:DATA:TELecom:CPRI:OBSai:FCBGen?

:FETCh:DATA:TELecom:CPRI:OBSai:RPFRame:ADDRess:PTARget?

Description	This Query returns the OBSAI RP3 Frame Peer Target Address. At *RST condition, this value is set to device-dependent. Navigation Path: Setup > Test Configurator > Interface > RP3 Address > Peer Target
Syntax	:FETCh:DATA:TELecom:CPRI:OBSai:RPFRame:ADDRess:PTARget?
Response Syntax	<Peer Target Address>
Response(s)	**Peer Target Address**: The response data syntax for the first parameter is defined as a <NR1 NUMERIC RESPONSE DATA> element. Returns Peer Target Address.
Example(s)	FETC:DATA:TEL:CPRI:OBS:RPFR:ADDR:PTAR?
See Also	SOURce:DATA:TELecom:CPRI:OBSai:RPFRame:ADDRess:TARGet?

:FETCh:DATA:TELecom:CPRI:OBSai:RPFRame:MESSages:KMG?

Description	This Query returns the OBSAI RP3 Idle Message Per Group. At *RST condition, this value is set to device-dependent. Navigation Path: Setup > Test Configurator > Interface > RP3 Message > Idle/Grp (K_MG)
Syntax	:FETCh:DATA:TELecom:CPRI:OBSai:RPFRame:MESSages:KMG?
Response Syntax	<Value>
Response(s)	**Value**: The response data syntax for the first parameter is defined as a <NR1 NUMERIC RESPONSE DATA> element. Returns Number of idle messages per Group.
Example(s)	FETC:DATA:TEL:CPRI:OBS:RPFR:MESS:KMG?
See Also	FETCh:DATA:TELecom:CPRI:OBSai:MESSages:SFN?

:FETCh:DATA:TELecom:CPRI:OBSai:RPFRame:MESSages:MMG?

Description	This Query returns the OBSAI RP3 Messages Per Group. At *RST condition, this value is set to device-dependent. Navigation Path: Setup > Test Configurator > Interface > RP3 Message > Msg/Grp (M_MG)
Syntax	:FETCh:DATA:TELecom:CPRI:OBSai:RPFRame:MESSages:MMG?
Response Syntax	<Value>
Response(s)	**Value**: The response data syntax for the first parameter is defined as a <NR1 NUMERIC RESPONSE DATA> element. Returns Number of message per Group.
Example(s)	FETC:DATA:TEL:CPRI:OBS:RPFR:MESS:MMG?
See Also	FETCh:DATA:TELecom:CPRI:OBSai:MESSages:SFN?

:FETCh:DATA:TELecom:CPRI:OBSai:RPFRame:MESSages:NMG?

Description	This Query returns the OBSAI RP3 Message Group Per Frame. At *RST condition, this value is set to device-dependent. Navigation Path: Setup > Test Configurator > Interface > RP3 Message > Msg Grp/Frame (N_MG)
Syntax	:FETCh:DATA:TELecom:CPRI:OBSai:RPFRame:MESSages:NMG?
Response Syntax	<Message Group Per Frame>
Response(s)	**Message Group Per Frame**: The response data syntax for the first parameter is defined as a <NR1 NUMERIC RESPONSE DATA> element. Returns Number of message Group per Frame.
Example(s)	FETC:DATA:TEL:CPRI:OBS:RPFR:MESS:NMG?
See Also	FETCh:DATA:TELecom:CPRI:OBSai:MESSages:SFN?

:FETCh:DATA:TELecom:CPRI:OBSai:RXSeed?

Description	This Query returns the OBSAI RX Seed value. At *RST condition, this value is set to device-dependent. Navigation Path: Setup > Test Configurator > Interface OBSAI > LINK - RX Seed
Syntax	:FETCh:DATA:TELecom:CPRI:OBSai:RXSeed?
Response Syntax	<Count>
Response(s)	**Count**: The response data syntax for the first parameter is defined as a <CHARACTER RESPONSE DATA> element. Return RX Seed Count.
Example(s)	FETC:DATA:TEL:CPRI:OBS:RXS?
See Also	SOURce:DATA:TELecom:CPRI:OBSai:RPFRame:MESSages:TYPE?

:FETCh:DATA:TELecom:CPRI:OBSai:STATe:RECeive:LIVE?

Description	This Query returns the OBSAI RX State Machine live status. At *RST condition, this value is set to device-dependent. Navigation Path: Setup > Test Configurator > Interface > LINK - Sync RX
Syntax	:FETCh:DATA:TELecom:CPRI:OBSai:STATe:RECeive:LIVE?
Response Syntax	<RX State machine>
Response(s)	**RX State machine**: The response data syntax for the first parameter is defined as a <CHARACTER RESPONSE DATA> element. Return Live status for RX state machine.
Example(s)	FETC:DATA:TEL:CPRI:OBS:STAT:REC:LIVE?
See Also	FETCh:DATA:TELecom:CPRI:OBSai:STATe:RECeive:LAST?

:FETCh:DATA:TELecom:CPRI:OBSai:STATe:TRANsmit:LIVE?

Description	This Query returns the OBSAI TX State Machine live status. At *RST condition, this value is set to device-dependent. Navigation Path: Setup > Test Configurator > Interface > LINK - Sync TX
Syntax	:FETCh:DATA:TELecom:CPRI:OBSai:STATe:TRANsmit:LIVE?
Response Syntax	<TX State machine>
Response(s)	**TX State machine**: The response data syntax for the first parameter is defined as a <CHARACTER RESPONSE DATA> element. Return Live status for TX state machine.
Example(s)	FETC:DATA:TEL:CPRI:OBS:STAT:TRAN:LIVE?
See Also	FETCh:DATA:TELecom:CPRI:OBSai:STATe:TRANsmit:LAST?

:FETCh:DATA:TELecom:CPRI:PORT:ETHernet:RATE?

Description	This query return the CPRI Ethernet Channel value. At *RST condition, this value is set to337.92. Navigation Path: Setup > Test Configurator > interface CPRI > LINK > C&M Channel > Ethernet > Rate This Rate is configured with Sub channel value and its unit is Mbit/s.
Syntax	:FETCh:DATA:TELecom:CPRI:PORT:ETHernet:RATE?
Response Syntax	<Ethernet Rate>
Response(s)	**Ethernet Rate**: The response data syntax for the first parameter is defined as a <NR2 NUMERIC RESPONSE DATA> element. Returns the Ethernet Rate.
Example(s)	FETC:DATA:TEL:CPRI:PORT:ETH:RATE? Returns the Ethernet Rate in Mbit/s
See Also	FETCh:DATA:TELecom:CPRI:ERRor:COUNt?

:FETCh:DATA:TELecom:CPRI:PORT:FSYNc:STATus?

Description

This query return the CPRI Frame Sync Status.

At *RST condition, this value is set to device-dependent.

Navigation Path: Setup > Test Configurator > Interface CPRI > LINK > Sequence - Frame Sync

Syntax

:FETCh:DATA:TELecom:CPRI:PORT:FSYNc:STATus?

Response Syntax

<Status>

Response(s)

Status:

The response data syntax for the first parameter is defined as a <CHARACTER RESPONSE DATA> element.

Returns the Frame Sequence Sate.

Example(s)

FETC:DATA:TEL:CPRI:PORT:FSYN:STAT?

See Also

FETCh:DATA:TELecom:CPRI:ERRor:COUNt?

:FETCh:DATA:TELecom:CPRI:PORT:LINK:STATus?

Description	This query returns the CPRI Link Status shall report a Up/Down. At *RST condition, this value is device dependent. Navigation Path: Setup > Test Configurator > Interface CPRI > LINK
Syntax	:FETCh:DATA:TELecom:CPRI:PORT:LINK:STATus?
Response Syntax	<Status.>
Response(s)	**Status.**: The response data syntax for the first parameter is defined as a <CHARACTER RESPONSE DATA> element. Returns the CPRI Link Status.
Example(s)	FETC:DATA:TEL:CPRI:PORT:LINK:STAT?
See Also	FETCh:DATA:TELecom:CPRI:PORT:SSTate?

:FETCh:DATA:TELecom:CPRI:PORT:SSTate?

Description	This query return the CPRI Sequence State. At *RST condition, this value is set to device-dependent. Navigation Path: Setup > Test Configurator > interface CPRI > LINK > Sequence
Syntax	:FETCh:DATA:TELecom:CPRI:PORT:SSTate?
Response Syntax	<Sequence State>
Response(s)	**Sequence State**: The response data syntax for the first parameter is defined as a <STRING RESPONSE DATA> element. Returns the Sequence State.
Example(s)	FETC:DATA:TEL:CPRI:PORT:SSTate?
See Also	FETCh:DATA:TELecom:CPRI:PORT:LINK:STATus?

:FETCh:DATA:TELecom:ETHernet:ALARm:LINK?

Description

This query returns the live status of Ethernet LINK alarm (parallel interfaces or serial interfaces 25G and up).

At *RST condition, this value is set to device-dependent.

Navigation Path: Setup > Test Configurator > Interface > LINK

Syntax

:FETCh:DATA:TELecom:ETHernet:ALARm:LINK? <wsp><Alarm>

Parameter(s)

Alarm:

The program data syntax for the first parameter is defined as a <CHARACTER PROGRAM DATA> element.

Selects the alarm type whose status is to be retrieved.

- For parallel and serial interfaces:

LFAR: Local Fault Received

LFAD: Local Fault Detected

RFAult: Remote Fault

- For parallel interfaces:

LDOWn: Link Down

HIBer: HIBer

LOA: Loss of Alignment

INVM: Invalid Mapping

HISer: Hi-SER

LDSERD: Local Degraded SER Detected

LDSERR: Local Degraded SER Received

RDSER: Remote Degraded SER

Response Syntax

<Status>

:FETCh:DATA:TELecom:ETHernet:ALARm:LINK?

Response(s)

Status:

The response data syntax for the first parameter is defined as a <CHARACTER RESPONSE DATA> element.

Reports the status of the Ethernet alarm.

PRESENT, indicates that at least one alarm has occurred.

ABSENT, indicates that no alarm occurred.

INACTIVE, indicates that the test did not run yet.

Example(s)

FETC:DATA:TEL:ETH:ALAR:LINK? LFAR

See Also

SOURce:DATA:TELecom:PATTern:ALARm:SYNCh?

:FETCh:DATA:TELecom:ETHernet:FEC:ALARm:LINK?

Description

This query returns the live status of FEC Ethernet LINK alarm.

At *RST condition, this value is set to device-dependent.

Navigation Path: Setup > Test Configurator > Interface > LINK

Syntax

:FETCh:DATA:TELecom:ETHernet:FEC:ALARm:LINK? <wsp><Alarm>

Parameter(s)

Alarm:

The program data syntax for the first parameter is defined as a <CHARACTER PROGRAM DATA> element.

Selects the alarm type whose status is to be retrieved.

FECLOA: FEC-LOA Live alarm

FECDESER: FEC Degraded SER

Response Syntax

<Status>

Response(s)

Status:

The response data syntax for the first parameter is defined as a <CHARACTER RESPONSE DATA> element.

Reports the status of the Ethernet alarm.

PRESENT, indicates that at least one alarm has occurred.

ABSENT, indicates that no alarm occurred.

INACTIVE, indicates that the test did not run yet.

Example(s)

FETC:DATA:TEL:ETH:FEC:ALAR:LINK? FECLOA

See Also

FETCh:DATA:TELecom:ETHernet:ALARm:LINK?

:FETCh:DATA:TELecom:ETHernet:LINK:LRATe:GLOBal:STATus?

Description

This query returns the live LINK status for an Ethernet interface (rates up to 25G or FlexE client).

At *RST condition, this value is set to device-dependent.

Navigation Path: Setup > Test Configurator > Interface > LINK

Navigation Path: Setup > Test Configurator > FlexE Group > Link

Syntax

:FETCh:DATA:TELecom:ETHernet:LINK:LRATe:GLOBal:STATus?

Response Syntax

<Link Status>

Response(s)

Link Status:

The response data syntax for the first parameter is defined as a <BOOLEAN RESPONSE DATA> element.

Gets the link status.

1, indicates Link Up

0, indicates Link Down

Example(s)

Under EtherBERT

FETC:DATA:TEL:ETH:LINK:LRAT:GLOB:STAT?

Under FlexEBert

SOUR:DATA:TEL:FETH:CLI:ID?

SOUR:DATA:TEL:FETH:CLI:ID 1

FETC:DATA:TEL:ETH:LINK:LRAT:GLOB:STAT?

See Also

SOUR:DATA:TEL:FETH:CLI:ID?

:FETCh:DATA:TELecom:ETHernet:PORT:BANDwidth?

Description

This query returns the speed.

At *RST condition, this value is device dependent.

Navigation Path: Setup > Test Configurator > Interface > LINK > Speed

Syntax

:FETCh:DATA:TELecom:ETHernet:PORT:BANDwidth?

Response Syntax

<Speed>

Response(s)

Speed:

The response data syntax for the first parameter is defined as a <CHARACTER RESPONSE DATA> element.

Returns the speed for the selected instrument port.

B100MBPS, 100M speed is selected.

B10MBPS,10M speed is selected.

B1GBPS, 1GBPS speed is selected.

AUTO, Speed selected is Auto.

Example(s)

FETCh:DATA:TELecom:ETHernet:PORT:BANDwidth?

See Also

FETCh:DATA:TELecom:ETHernet:PORT:FCONtrol?

:FETCh:DATA:TELecom:ETHernet:PORT:DUPLex?

Description

This query returns the duplex type.

At *RST condition, this value is device dependent.

Navigation Path: Setup > Test Configurator > Interface > LINK > Duplex

Syntax

:FETCh:DATA:TELecom:ETHernet:PORT:DUPLex?

Response Syntax

<Duplex>

Response(s)

Duplex:

The response data syntax for the first parameter is defined as a <CHARACTER RESPONSE DATA> element.

Returns the duplex type for the selected instrument port.

FULL, Full Duplex is selected as duplex type.

HALF,Half Duplex is selected as duplex type.

Example(s)

FETCh:DATA:TELecom:ETHernet:PORT:DUPLex?

See Also

FETCh:DATA:TELecom:ETHernet:PORT:DUPLex?

:FETCh:DATA:TELecom:ETHernet:PORT:FCONtrol?

Description

This query returns the flow control.

At *RST condition, this value is device dependent.

Navigation Path: Setup > Test Configurator > Interface > LINK > Flow Control

Syntax

:FETCh:DATA:TELecom:ETHernet:PORT:FCONtrol?

Response Syntax

<Fcantrol>

Response(s)

Fcantrol:

The response data syntax for the first parameter is defined as a <CHARACTER RESPONSE DATA> element.

Returns the flow control for the selected instrument port.

TX, Tx is selected as flow control.

RX, Rx is selected as flow control.

RXANDTX, RX and TX is selected as flow control.

NONE, None is selected as flow control.

Example(s)

FETCh:DATA:TELecom:ETHernet:PORT:FCONtrol?

See Also

FETCh:DATA:TELecom:ETHernet:PORT:LOCal:CLOCk?

:FETCh:DATA:TELecom:ETHernet:PORT:LOCal:CLOCk?

Description

This query returns type of Local Clock selected.

At *RST condition, this value is device dependent.

Navigation Path: Setup > Test Configurator > Interface > LINK > Local Clock.

Syntax

:FETCh:DATA:TELecom:ETHernet:PORT:LOCal:CLOCk?

Response Syntax

<Clock Type>

Response(s)

Clock Type:

The response data syntax for the first parameter is defined as a <CHARACTER RESPONSE DATA> element.

Returns clock type

MASTER, Master clock type is selected.

SLAVE,Slave clock type is selected.

AUTO,Auto clock type is selected.

Example(s)

FETCh:DATA:TELecom:ETHernet:PORT:LOCal:CLOCk?

See Also

FETCh:DATA:TELecom:ETHernet:PORT:FCONtrol?

:FETCh:DATA:TELecom:ETHernet:WIS:ALARm:LINK?

Description

This query returns the WIS Link alarm status for 10GE WAN interface.

At *RST condition, this value is device dependent.

Navigation Path: Test > Test Configurator > Interface > LINK > WIS Link

Syntax

:FETCh:DATA:TELecom:ETHernet:WIS:ALARm:LINK? <wsp><LINK>

Parameter(s)

LINK:

The program data syntax for the first parameter is defined as a <CHARACTER PROGRAM DATA> element.

Selects the WIS LINK.

WLD,select WLD Link Type.

Response Syntax

<Link>

Response(s)

Link:

The response data syntax for the first parameter is defined as a <CHARACTER RESPONSE DATA> element.

Reports the WIS LINK Alarm Status.

PRESENT, indicates that at least one error has occurred in the last second.

ABSENT, indicates that there is no error.

INACTIVE, indicates that the test is not running.

MASKED,Returns Masked Wis Link

Example(s)

FETCh:DATA:TELecom:ETHernet:WIS:ALARm:LINK? WLD

See Also

FETCh:DATA:TELecom:ETHernet:ERRor:WIS:COUNt?

:FETCh:DATA:TELecom:FIBer:LINK?

Description

This query returns the status of the FC Primitive Sequence Protocol (PSP) link.

At *RST, this value is device dependent.

Navigation Path: Setup > Test Configurator > Interface > LINK

Syntax

:FETCh:DATA:TELecom:FIBer:LINK?

Response Syntax

<Link>

Response(s)

Link:

The response data syntax for the first parameter is defined as a <CHARACTER RESPONSE DATA> element.

Gets the link status.

PRESENT, indicates that at least one alarm has occurred.

ABSENT, indicates that no alarm occurred.

Example(s)

FETC:DATA:TEL:FIB:LINK?

See Also

FETCh:DATA:TELecom:FIBer:PORT:FLOGin:STATus?

:FETCh:DATA:TELecom:LINK:GLOBal:STATus?

Description	This query returns the status of Link. At *RST condition, this value is set to device-dependent. Navigation Path: Setup > Test Configurator > 40/50/100/400GE > LINK
Syntax	:FETCh:DATA:TELecom:LINK:GLOBal:STATus?
Response Syntax	<Status>
Response(s)	**Status**: The response data syntax for the first parameter is defined as a <BOOLEAN RESPONSE DATA> element. Returns the link status.
Example(s)	FETC:DATA:TEL:LINK:GLOB:STAT?
See Also	SOURce:DATA:TELecom:ETH:ERR:PHYS:AUT?

:SENSe:DATA:TELecom:CPRI:PORT:ETHernet:RATE?

Description

This query returns the CPRI Ethernet Rate.

At *RST condition, this value is device dependent.

Navigation Path: Setup > Test Configurator > interface CPRI > LINK > Ethernet Received > Rate

Syntax

:SENSe:DATA:TELecom:CPRI:PORT:ETHernet:RATE?

Response Syntax

<Ethernet Rate>

Response(s)

Ethernet Rate:

The response data syntax for the first parameter is defined as a <STRING RESPONSE DATA> element.

Returns the Ethernet Rate.

Example(s)

SENS:DATa:TEL:CPRI:PORT:ETH:RATE?

See Also

SENSe:DATA:TELecom:CPRI:PORT:HDLC:RATE?

:SENSe:DATA:TELecom:CPRI:PORT:HDLC:RATE?

Description	This query returns the CPRI HDLC Rate. At *RST condition, this value is device dependent. Navigation Path: Setup > Test Configurator > interface CPRI > LINK > HDLC Received > Rate
Syntax	:SENSe:DATA:TELecom:CPRI:PORT:HDLC:RATE?
Response Syntax	<HDLC Rate>
Response(s)	**HDLC Rate**: The response data syntax for the first parameter is defined as a <STRING RESPONSE DATA> element. Returns the HDLC Rate.
Example(s)	SENS:DATa:TEL:CPRI:PORT:HDLC:RATE?
See Also	SENSe:DATA:TELecom:CPRI:PORT:ETHernet:RATE?

:SENSe:DATA:TELecom:CPRI:PORT:PROTocol:VERSion?

Description

This query returns the CPRI Protocol version received/negotiated.

At *RST condition, this value is device dependent.

Navigation Path: Setup > Test Configurator > interface CPRI > LINK > Protocol > Protocol Version Received/Negotiated

Syntax

:SENSe:DATA:TELecom:CPRI:PORT:PROTocol:VERSion?

Response Syntax

<Protocol Version>

Response(s)

Protocol Version:

The response data syntax for the first parameter is defined as a <CHARACTER RESPONSE DATA> element.

Returns the Protocol version.

Example(s)

SENS:DATa:TEL:CPRI:PORT:PROT:VERS?

See Also

SENSe:DATA:TELecom:CPRI:SUMMary:PROTocol:VERSion?

:SOURce:DATA:TELecom:CPRI:FEC:ENABle

Description

This command enables/disables RS-FEC.

At *RST, this value is set to Enabled.

Navigation Path: Setup > Test Configurator > Interface > RS-FEC

Syntax

:SOURce:DATA:TELecom:CPRI:FEC:ENABle <wsp><Status>

Parameter(s)

Status:

The program data syntax for the first parameter is defined as a <BOOLEAN PROGRAM DATA> element.

Enables/disables:

ON: Enables

OFF: Disables

Response Syntax

<Protocol Version>

Example(s)

SOUR:DATA:TEL:CPRI:FEC:ENAB ON

SOUR:DATA:TEL:CPRI:FEC:ENAB?

Returns 1

See Also

SOURce:DATA:TELecom:CPRI:FEC:ENABle

:SOURce:DATA:TELecom:CPRI:FEC:ENABle?

Description

This query returns the enable/disable status of RS-FEC.

At *RST, this value is set to Enabled.

Navigation Path: Setup > Test Configurator > Interface > RS-FEC

Syntax

:SOURce:DATA:TELecom:CPRI:FEC:ENABle?

Response Syntax

<Status>

Response(s)

Status:

The response data syntax for the first parameter is defined as a <BOOLEAN RESPONSE DATA> element.

Returns the enable/disable status:

1:Enabled

0:Disabled

Example(s)

SOUR:DATA:TEL:CPRI:FEC:ENAB ON

SOUR:DATA:TEL:CPRI:FEC:ENAB?

Returns: 1

See Also

SOURce:DATA:TELecom:CPRI:FEC:ENABle?

:SOURce:DATA:TELecom:CPRI:OBSai:FCBGen

Description	This command enables/disables the OBSAI Frame Clock Burst Generation. At *RST condition, this value is set to ON. Navigation Path: Setup > Test Configurator > Interface OBSAI > LINK - Frame Clock Burst Generation
Syntax	:SOURce:DATA:TELecom:CPRI:OBSai:FCBGen <wsp><Set>
Parameter(s)	**Set**: The program data syntax for the first parameter is defined as a <BOOLEAN PROGRAM DATA> element. ON, enables the OBSAI Frame Clock Burst Generation. OFF, disables the OBSAI Frame Clock Burst Generation.
Response Syntax	<Status>
Example(s)	SOUR:DATA:TEL:CPRI:OBS:FCBG ON
See Also	SOURce:DATA:TELecom:CPRI:OBSai:SCRamble

:SOURce:DATA:TELecom:CPRI:OBSai:FCBGen?

Description	This Query returns the OBSAI Frame Clock Burst Generation enable status. At *RST condition, this value is set to ON. Navigation Path: Setup > Test Configurator > Interface OBSAI > LINK - Frame Clock Burst Generation
Syntax	:SOURce:DATA:TELecom:CPRI:OBSai:FCBGen?
Response Syntax	<Frame Clock Burst Generation Status>
Response(s)	**Frame Clock Burst Generation Status**: The response data syntax for the first parameter is defined as a <BOOLEAN RESPONSE DATA> element. Return FCB Generation enable status.
Example(s)	SOUR:DATA:TEL:CPRI:OBS:FCBG?
See Also	SOURce:DATA:TELecom:CPRI:OBSai:SCRamble?

:SOURce:DATA:TELecom:CPRI:OBSai:FTIDle

Description	This command sets the OBSAI Force TX Idle Status. At *RST condition, this value is set to 0. Navigation Path: Setup > Test Configurator > interface OBSAI > Interface Page> Force TX Idle.
Syntax	:SOURce:DATA:TELecom:CPRI:OBSai:FTIDle <wsp><Set>
Parameter(s)	**Set**: The program data syntax for the first parameter is defined as a <BOOLEAN PROGRAM DATA> element. ON, enables the Force TX Idle. OFF, disables the Force TX Idle.
Response Syntax	<Frame Clock Burst Generation Status>
Example(s)	SOUR:DATA:TEL:CPRI:OBS:FTID ON
See Also	SOURce:DATA:TELecom:CPRI:OBSai:FCBGen

:SOURce:DATA:TELecom:CPRI:OBSai:FTIDle?

Description	This Query returns the OBSAI Force TX Idle Status. At *RST condition, this value is set to OFF. Navigation Path: Setup > Test Configurator > Interface OBSAI > LINK - Force TX Idle.
Syntax	:SOURce:DATA:TELecom:CPRI:OBSai:FTIDle?
Response Syntax	<Set>
Response(s)	**Set**: The response data syntax for the first parameter is defined as a <BOOLEAN RESPONSE DATA> element. Return the Force TX Idle status.
Example(s)	SOUR:DATA:TEL:CPRI:OBS:FTID?
See Also	SOURce:DATA:TELecom:CPRI:OBSai:FCBGen?

:SOURce:DATA:TELecom:CPRI:OBSai:RPFRame:ADDRess:MISMatch

Description	This command enables/disables the OBSAI RP3 Address Mismatch check box. At *RST condition, this value is set to 0. Navigation Path: Setup > Test Configurator > Interface OBSAI > RP3 Address - Address Mismatch
Syntax	:SOURce:DATA:TELecom:CPRI:OBSai:RPFRame:ADDRess:MISMatch <wsp><Set>
Parameter(s)	**Set**: The program data syntax for the first parameter is defined as a <BOOLEAN PROGRAM DATA> element. ON, enables the OBSAI RP3 Address Mismatch. OFF, disables the OBSAI RP3 Address Mismatch.
Response Syntax	<Set>
Example(s)	SOUR:DATA:TEL:CPRI:OBS:RPFR:ADDR:MISM ON
See Also	SOURce:DATA:TELecom:CPRI:OBSai:FTIDle

:SOURce:DATA:TELecom:CPRI:OBSai:RPFRame:ADDRess:MISMatch?

Description	This Query returns the OBSAI RP3 Address Mismatch Status. At *RST condition, this value is set to 0. Navigation Path: Setup > Test Configurator > Interface OBSAI > RP3 Address - Address Mismatch
Syntax	:SOURce:DATA:TELecom:CPRI:OBSai:RPFRame:ADDRess:MISMatch?
Response Syntax	<AddressMismatch>
Response(s)	**AddressMismatch**: The response data syntax for the first parameter is defined as a <BOOLEAN RESPONSE DATA> element. Return Address Mismatch enable/disable status.
Example(s)	SOUR:DATA:TEL:CPRI:OBS:RPFR:ADDR:MISM?
See Also	SOURce:DATA:TELecom:CPRI:OBSai:FTIDle?

:SOURce:DATA:TELecom:CPRI:OBSai:RPFRame:ADDRess:SOURce

Description	This command sets the OBSAI RP3 Frame Source Address. At *RST condition, this value is set to 0x1234. Navigation Path: Setup > Test Configurator > Interface OBSAI > RP3 Address - Source
Syntax	:SOURce:DATA:TELecom:CPRI:OBSai:RPFRame:ADDRess:SOURce[<wsp><Address>]
Parameter(s)	**Address**: The program data syntax for the first parameter is defined as a <NONDECIMAL NUMERIC PROGRAM DATA> element. Sets RP3 Source Address.
Response Syntax	<AddressMismatch>
Example(s)	SOUR:DATA:TEL:CPRI:OBS:RPFR:ADDR:SOUR #H1111
See Also	SOURce:DATA:TELecom:CPRI:OBSai:RPFRame:ADDRess:TARGet

:SOURce:DATA:TELecom:CPRI:OBSai:RPFRame:ADDRess:SOURce?

Description	This Query returns the OBSAI RP3 Frame Source Address. At *RST condition, this value is set to 0x1234. Navigation Path: Setup > Test Configurator > Interface OBSAI > RP3 Address - Source
Syntax	:SOURce:DATA:TELecom:CPRI:OBSai:RPFRame:ADDRess:SOURce?
Response Syntax	<Address>
Response(s)	**Address**: The response data syntax for the first parameter is defined as a <NR1 NUMERIC RESPONSE DATA> element. Returns RP3 Source Address.
Example(s)	SOUR:DATA:TEL:CPRI:OBS:RPFR:ADDR:SOUR?
See Also	SOURce:DATA:TELecom:CPRI:OBSai:RPFRame:ADDRess:TARGet?

:SOURce:DATA:TELecom:CPRI:OBSai:RPFRame:ADDRess:TARGet

Description	This command sets the OBSAI RP3 Frame Target Address. At *RST condition, this value is set to 0x1234. Navigation Path: Setup > Test Configurator > interface OBSAI > Interface Page>Target Address.
Syntax	:SOURce:DATA:TELecom:CPRI:OBSai:RPFRame:ADDRess:TARGet[<wsp><Address>]
Parameter(s)	**Address**: The program data syntax for the first parameter is defined as a <NONDECIMAL NUMERIC PROGRAM DATA> element. Sets Target Address.
Response Syntax	<Address>
Example(s)	SOUR:DATA:TEL:CPRI:OBS:RPFR:ADDR:TARG #H1111
See Also	SOURce:DATA:TELecom:CPRI:OBSai:RPFRame:ADDRess:SOURce

:SOURce:DATA:TELecom:CPRI:OBSai:RPFRame:ADDRess:TARGet?

Description	This Query returns the OBSAI RP3 Frame Target Address. At *RST condition, this value is set to 0x1234. Navigation Path: Setup > Test Configurator > Interface OBSAI > RP3 Address - Target
Syntax	:SOURce:DATA:TELecom:CPRI:OBSai:RPFRame:ADDRess:TARGet?
Response Syntax	<Address>
Response(s)	**Address**: The response data syntax for the first parameter is defined as a <NR1 NUMERIC RESPONSE DATA> element. Returns RP3 Target Address.
Example(s)	SOUR:DATA:TEL:CPRI:OBS:RPFR:ADDR:TARG?
See Also	SOURce:DATA:TELecom:CPRI:OBSai:RPFRame:ADDRess:SOURce?

:SOURce:DATA:TELecom:CPRI:OBSai:RPFRame:MESSages:TYPE

Description	This command sets the OBSAI RP3 Message Type. At *RST condition, this value is set to WCDMA/FDD. Navigation Path: Setup > Test Configurator > Interface OBSAI > RP3 Message > Type
Syntax	:SOURce:DATA:TELecom:CPRI:OBSai:RPFRame:MESSages:TYPE[<wsp><Type>]
Parameter(s)	**Type**: The program data syntax for the first parameter is defined as a <CHARACTER PROGRAM DATA> element. Sets Message Type. WCDMA_FDD: WCDMA/FDD, LTE: LTE, GSM_EDGE: GSM/EDGE, 802_16: 802.16
Response Syntax	<Address>
Example(s)	SOUR:DATA:TEL:CPRI:OBS:RPFR:MESS:TYPE LTE
See Also	SOURce:DATA:TELecom:CPRI:OBSai:TXSeed

:SOURce:DATA:TELecom:CPRI:OBSai:RPFRame:MESSages:TYPE?

Description	This Query returns the OBSAI RP3 Message Type. At *RST condition, this value is set to WCDMA/FDD. Navigation Path: Setup > Test Configurator > Interface OBSAI > RP3 Message > Type
Syntax	:SOURce:DATA:TELecom:CPRI:OBSai:RPFRame:MESSages:TYPE?
Response Syntax	<Type>
Response(s)	**Type**: The response data syntax for the first parameter is defined as a <CHARACTER RESPONSE DATA> element. Returns RP3 Message Type.
Example(s)	SOUR:DATA:TEL:CPRI:OBS:RPFR:MESS:TYPE?
See Also	SOURce:DATA:TELecom:CPRI:OBSai:TXSeed?

:SOURce:DATA:TELecom:CPRI:OBSai:SCRamble

Description	This command enables/disables the OBSAI Scrambling. At *RST condition, this value is set to OFF. Navigation Path: Setup > Test Configurator > Interface OBSAI > LINK - Scrambling
Syntax	:SOURce:DATA:TELecom:CPRI:OBSai:SCRamble <wsp><Set>
Parameter(s)	**Set**: The program data syntax for the first parameter is defined as a <BOOLEAN PROGRAM DATA> element. ON, Enables the OBSAI Scrambling. OFF, disables the OBSAI Scrambling.
Response Syntax	<Type>
Example(s)	SOUR:DATA:TEL:CPRI:OBS:SCR ON
See Also	SOURce:DATA:TELecom:CPRI:OBSai:FCBGen

:SOURce:DATA:TELecom:CPRI:OBSai:SCRamble?

Description	This Query returns the OBSAI enable/disable scrambling status. At *RST condition, this value is set to OFF. Navigation Path: Setup > Test Configurator > Interface OBSAI > LINK - Scrambling
Syntax	:SOURce:DATA:TELecom:CPRI:OBSai:SCRamble?
Response Syntax	<Set>
Response(s)	**Set**: The response data syntax for the first parameter is defined as a <BOOLEAN RESPONSE DATA> element. Returns Scrambling enable/disable status.
Example(s)	SOUR:DATA:TEL:CPRI:OBS:SCR?
See Also	SOURce:DATA:TELecom:CPRI:OBSai:FCBGen?

:SOURce:DATA:TELecom:CPRI:OBSai:TXSeed

Description	This command sets the OBSAI TX Seed value. At *RST condition, this value is set to 0x01. Navigation Path: Setup > Test Configurator > Interface OBSAI > LINK - TX Seed.
Syntax	:SOURce:DATA:TELecom:CPRI:OBSai:TXSeed[<wsp><Set>]
Parameter(s)	**Set**: The program data syntax for the first parameter is defined as a <CHARACTER PROGRAM DATA> element. Sets the TX Seed Hex value from below list. T_0X01: 0x01, T_0X03: 0x03, T_0X05: 0x05, T_0X07: 0x07, T_0X09: 0x09, T_0X0F: 0x0F, T_0X11: 0x11, T_0X15: 0x15, T_0X1A: 0x1A, T_0X1B: 0x1B, T_0X2D: 0x2D, T_0X2E: 0x2E, T_0X33: 0x33, T_0X3F: 0x3F, T_0X54: 0x54, T_0X73: 0X73, T_0X76: 0x76, T_0X7D: 0x7D
Response Syntax	<Set>
Example(s)	SOUR:DATA:TEL:CPRI:OBS:TXS T_0X01
See Also	SOURce:DATA:TELecom:CPRI:OBSai:RPFRame:MESSages:TYPE

:SOURce:DATA:TELecom:CPRI:OBSai:TXSeed?

Description	This Query returns the OBSAI TX Seed value. At *RST condition, this value is set to 0x01. Navigation Path: Setup > Test Configurator > Interface OBSAI > LINK - TX Seed
Syntax	:SOURce:DATA:TELecom:CPRI:OBSai:TXSeed?
Response Syntax	<TX Seed Count>
Response(s)	**TX Seed Count**: The response data syntax for the first parameter is defined as a <CHARACTER RESPONSE DATA> element. Return TX Seed Count.
Example(s)	SOUR:DATA:TEL:CPRI:OBS:TXS?
See Also	SOURce:DATA:TELecom:CPRI:OBSai:RPFRame:MESSages:TYPE?

:SOURce:DATA:TELecom:CPRI:PORT:CMCHannel

Description	This command sets the CPRI C&M Channel Type. At *RST condition, this value is set to AUTO. Navigation Path: Setup > Test Configurator > interface CPRI > LINK > C&M Channel
Syntax	:SOURce:DATA:TELecom:CPRI:PORT:CMCHannel[<wsp><C&M Channel>]
Parameter(s)	**C&M Channel**: The program data syntax for the first parameter is defined as a <CHARACTER PROGRAM DATA> element. Sets the Protocol C&M Channel Type value. AUTO DISABLED ETHernet HDLC
Response Syntax	<TX Seed Count>
Example(s)	SOUR:DATA:TEL:CPRI:PORT:CMCH HDLC
See Also	SOURce:DATA:TELecom:CPRI:PORT:PROTocol

:SOURce:DATA:TELecom:CPRI:PORT:CMCHannel?

Description

This query returns the CPRI C&M Channel Type.

At *RST condition, this value is set to AUTO.

Navigation Path: Setup > Test Configurator > interface CPRI > LINK > C&M Channel

Syntax

:SOURce:DATA:TELecom:CPRI:PORT:CMCHannel?

Response Syntax

<C&M Channel>

Response(s)

C&M Channel:

The response data syntax for the first parameter is defined as a <CHARACTER RESPONSE DATA> element.

Returns the C&M Channel type.

Auto, Auto is selected.

HDLC, HDLC is selected.

Ethernet, Ethernet is selected.

Example(s)

SOUR:DATA:TEL:CPRI:PORT:CMCH?

See Also

SOURce:DATA:TELecom:CPRI:PORT:PROTocol?

:SOURce:DATA:TELecom:CPRI:PORT:HDLC:RATE

Description

This command sets the CPRI HDLC channel value.

At *RST condition, this value is set to 7.680.

Navigation Path: Setup > Test Configurator > interface CPRI > LINK > C&M Channel > HDLC > Rate

Syntax

:SOURce:DATA:TELecom:CPRI:PORT:HDLC:RATE[<wsp><Value>]

Parameter(s)

Value:

The program data syntax for the first parameter is defined as a <CHARACTER PROGRAM DATA> element.

Sets the HDLC Rate.

RATE240, get the 0.240 HDLC rate.

RATE480, get the 0.480 HDLC rate.

RATE960, get the 0.960 HDLC rate.

RATE1920,get the 1.920 HDLC rate.

RATE2400,get the 2.400 HDLC rate.

RATE7680,get the 2.400 HDLC rate.

RATEPROPRIETARY, get the Proprietary HDLC rate.

Response Syntax

<C&M Channel>

Example(s)

SOUR:DATA:TEL:CPRI:PORT:HDLC:RATE RATE1920

See Also

SOURce:DATA:TELecom:CPRI:PORT:PROTocol

:SOURce:DATA:TELecom:CPRI:PORT:HDLC:RATE?

Description

This query returns the HDLC Channel value.

At *RST condition, this value is set to 7.680.

Navigation Path: Setup > Test Configurator > interface CPRI > LINK > C&M Channel > HDLC > Rate

Syntax

:SOURce:DATA:TELecom:CPRI:PORT:HDLC:RATE?

Response Syntax

<HDLC>

Response(s)

HDLC:

The response data syntax for the first parameter is defined as a <CHARACTER RESPONSE DATA> element.

Returns the HDLC Rate.

RATE240, get the 0.240 HDLC rate.

RATE480, get the 0.480 HDLC rate.

RATE960, get the 0.960 HDLC rate.

RATE1920, get the 1.920 HDLC rate.

RATE2400, get the 2.400 HDLC rate.

RATE7680, get the 2.400 HDLC rate.

RATEPROPRIETARY, get the Proprietary HDLC rate.

Example(s)

SOUR:DATA:TEL:CPRI:PORT:HDLC:RATE RATE1920

SOUR:DATA:TEL:CPRI:PORT:HDLC:RATE?

Returns the HDLC RATE: RATE1920

See Also

SOURce:DATA:TELecom:CPRI:PORT:CMCHannel?

:SOURce:DATA:TELecom:CPRI:PORT:PROTocol

Description

This command sets the CPRI Protocol Version Type.

At *RST condition, this value is set to AUTO.

Navigation Path: Setup > Test Configurator > interface CPRI > LINK > Protocol

Syntax

:SOURce:DATA:TELecom:CPRI:PORT:PROTocol[<wsp><Protocol Version>]

Parameter(s)

Protocol Version:

The program data syntax for the first parameter is defined as a <CHARACTER PROGRAM DATA> element.

Sets the Protocol Version Type value.

AUTO

VERSION1

VERSION2

Response Syntax

<HDLC>

Example(s)

SOUR:DATA:TEL:CPRI:PORT:PROT VERSION1

See Also

SOURce:DATA:TELecom:CPRI:PORT:CMCHannel

:SOURce:DATA:TELecom:CPRI:PORT:PROTocol?

Description

This query return the CPRI Protocol Version Type.

At *RST condition, this value is set to AUTO.

Navigation Path: Setup > Test Configurator > interface CPRI > LINK > Protocol

Syntax

:SOURce:DATA:TELecom:CPRI:PORT:PROTocol?

Response Syntax

<Protocol version>

Response(s)

Protocol version:

The response data syntax for the first parameter is defined as a <CHARACTER RESPONSE DATA> element.

Returns the Protocol Version type.

Auto, Auto is selected.

Verson1, Verson1, is selected.

Example(s)

SOUR:DATA:TEL:CPRI:PORT:PROT?

See Also

SOURce:DATA:TELecom:CPRI:PORT:CMCHannel?

:SOURce:DATA:TELecom:CPRI:PORT:SUBChannel

Description

This command sets the CPRI Ethernet Sub Channel rate by setting appropriate value.

At *RST condition, this value is set to 20.

Navigation Path: Setup > Test Configurator > interface CPRI > LINK > C&M Channel > Ethernet > Subchannel

Syntax

:SOURce:DATA:TELecom:CPRI:PORT:SUBChannel <wsp><Value>

Parameter(s)

Value:

The program data syntax for the first parameter is defined as a <DECIMAL NUMERIC PROGRAM DATA> element.

Sets the Sub channel Number.

MAXimum, sets the Sub channel Number as maximum.

MINimum, sets the Sub channel Number as minimum.

DEFault, sets the Sub channel Number as default value.

Response Syntax

<Protocol version>

Example(s)

SOUR:DATA:TEL:CPRI:PORT:SUBC 30

See Also

SOURce:DATA:TELecom:CPRI:ERRor:MANual:AMOunt

:SOURce:DATA:TELecom:CPRI:PORT:SUBChannel?

Description

This query return the CPRI Ethernet Sub Channel rate by setting appropriate value.

At *RST condition, this value is set to 20.

Navigation Path: Setup > Test Configurator > interface CPRI > LINK > C&M Channel > Ethernet > Subchannel

Syntax

:SOURce:DATA:TELecom:CPRI:PORT:SUBChannel?[<wsp><Value>]

Parameter(s)

Value:

The program data syntax for the first parameter is defined as a <CHARACTER PROGRAM DATA> element.

Get the Sub channel Number. Range: 20 to 63.

MAXimum, get the Sub channel Number as maximum.

MINimum, get the Sub channel Number as minimum.

DEFault, get the Sub channel Number as default value.

Response Syntax

<SubChannel>

Response(s)

SubChannel:

The response data syntax for the first parameter is defined as a <NR1 NUMERIC RESPONSE DATA> element.

Returns the TX rate.

MAXimum, Gets the frame size as maximum.

MINimum, Gets the frame size as minimum.

Example(s)

SOUR:DATA:TEL:CPRI:PORT:SUBC 30

SOUR:DATA:TEL:CPRI:PORT:SUBC?

Returns 30

SOUR:DATA:TEL:CPRI:PORT:SUBC? MIN

SOUR:DATA:TEL:CPRI:PORT:SUBC? MAX

See Also

SOURce:DATA:TELecom:CPRI:INTerface:ERRor:MANual:AMOunt?

:SOURce:DATA:TELecom:CPRI:UNFRamed:SCRamble:ENABle

Description	This command enables CPRI Scrambling for unframed test. This command is an event and is not associated with an *RST condition or a query form. Navigation Path: Setup > Test Configurator > Interface CPRI > Scrambling
Syntax	:SOURce:DATA:TELecom:CPRI:UNFRamed:SCRamble:ENABle <wsp><Status>
Parameter(s)	**Status**: The program data syntax for the first parameter is defined as a <BOOLEAN PROGRAM DATA> element. Enables/disables: ON: Enables OFF: Disables
Response Syntax	<SubChannel>
Example(s)	SOUR:DATA:TEL:CPRI:UNFR:SCR:ENAB ON
See Also	SOURce:DATA:TELecom:CPRI:VERDict:ENABle

:SOURce:DATA:TELecom:CPRI:UNFRamed:SCRamble:ENABle?

Description	This query returns the status of CPRI Scrambling for unframed test. This command is an event and is not associated with an *RST condition or a query form. Navigation Path: Setup > Test Configurator > Interface CPRI > Scrambling
Syntax	:SOURce:DATA:TELecom:CPRI:UNFRamed:SCRamble:ENABle?
Response Syntax	<Status>
Response(s)	**Status**: The response data syntax for the first parameter is defined as a <BOOLEAN RESPONSE DATA> element. Returns the enable/disable status: 1: Enabled 0: Disabled
Example(s)	SOUR:DATA:TEL:CPRI:UNFR:SCR:ENAB?
See Also	SOURce:DATA:TELecom:CPRI:VERDict:ENABle?

:SOURce:DATA:TELecom:ETHernet:FEC:DSER:ENABle

Description

This command enables/disables FEC Degraded SER.

At *RST condition, this value is set to Enabled.

Navigation Path: Setup > Test Configurator > Interface > FEC Degraded SER

Syntax

:SOURce:DATA:TELecom:ETHernet:FEC:DSER:ENABle <wsp><Status>

Parameter(s)

Status:

The program data syntax for the first parameter is defined as a <BOOLEAN PROGRAM DATA> element.

Enables/disables:

ON: Enables

OFF: Disables

Response Syntax

<Status>

Example(s)

SOUR:DATA:TEL:ETH:FEC:DSER:ENAB ON

SOUR:DATA:TEL:ETH:FEC:DSER:ENAB?

Returns 1

See Also

SOURce:DATA:TELecom:ETHernet:FEC:ENABle

:SOURce:DATA:TELecom:ETHernet:FEC:DSER:ENABle?

Description

This query returns the FEC Degraded SER status.

At *RST, this value is set to Enabled.

Navigation Path: Setup > Test Configurator > Interface > FEC Degraded SER

Syntax

:SOURce:DATA:TELecom:ETHernet:FEC:DSER:ENABle?

Response Syntax

<Status>

Response(s)

Status:

The response data syntax for the first parameter is defined as a <BOOLEAN RESPONSE DATA> element.

Returns the enable/disable status:

1: Enabled

0: Disabled

Example(s)

SOUR:DATA:TEL:ETH:FEC:DSER:ENAB ON

SOUR:DATA:TEL:ETH:FEC:DSER:ENAB?

Returns: 1

See Also

SOURce:DATA:TELecom:ETHernet:FEC:ENABle?

:SOURce:DATA:TELecom:ETHernet:FEC:DSER:THReshold:ACTIvate

Description	This command sets the value of FEC Degraded SER Activate Threshold. At *RST condition, this value is set to device-dependent. Navigation Path: Setup > Test Configurator > Interface > FEC Degraded SER > Thresholds > Activate Threshold (Symbols)
Syntax	:SOURce:DATA:TELecom:ETHernet:FEC:DSER:THReshold:ACTIvate <wsp><Threshold>
Parameter(s)	**Threshold**: The program data syntax for the first parameter is defined as a <DECIMAL NUMERIC PROGRAM DATA> element. Sets value of Degraded SER Activate Threshold. MAXimum: Biggest supported value MINimum: Smallest supported value
Response Syntax	<Status>
Example(s)	SOUR:DATA:TEL:ETH:FEC:DSER:THR:ACTI 123
See Also	SOURce:DATA:TELecom:ETHernet:FEC:DSER:THReshold:DEACtivate

:SOURce:DATA:TELecom:ETHernet:FEC:DSER:THReshold:ACTIvate?

Description

This query returns the value of FEC Degraded SER Activate Threshold.

Navigation Path: Setup > Test Configurator > Interface > FEC Degraded SER > Thresholds > Activate Threshold (Symbols)

Syntax

:SOURce:DATA:TELecom:ETHernet:FEC:DSER:THReshold:ACTIvate?[<wsp><Token>]

Parameter(s)

Token:

The program data syntax for the first parameter is defined as a <CHARACTER PROGRAM DATA> element.

MAXimum

MINimum

Response Syntax

<Threshold>

Response(s)

Threshold:

The response data syntax for the first parameter is defined as a <NR1 NUMERIC RESPONSE DATA> element.

This parameter is optional. If no token is specified, the current value of FEC Degraded SER Activate Threshold is returned.

MAXimum: Biggest supported value

MINimum: Smallest supported value

Example(s)

SOUR:DATA:TEL:ETH:FEC:DSER:THR:ACTI 123

SOUR:DATA:TEL:ETH:FEC:DSER:THR:ACTI?

Returns: 123

See Also

SOURce:DATA:TELecom:ETHernet:FEC:DSER:THReshold:DEACtivate?

:SOURce:DATA:TELecom:ETHernet:FEC:DSER:THReshold:DEACtivate

Description	This command sets the value of FEC Degraded SER Deactivate Threshold. At *RST condition, this value is set to device-dependent. Navigation Path: Setup > Test Configurator > Interface > FEC degraded SER > Thresholds > Deactivate Threshold (Symbols)
Syntax	:SOURce:DATA:TELecom:ETHernet:FEC:DSER:THReshold:DEACtivate <wsp><Threshold>
Parameter(s)	**Threshold**: The program data syntax for the first parameter is defined as a <DECIMAL NUMERIC PROGRAM DATA> element. Sets value of Degraded SER Deactivate Threshold. MAXimum: Biggest supported value MINimum: Smallest supported value
Response Syntax	<Threshold>
Example(s)	SOUR:DATA:TEL:ETH:FEC:DSER:THR:DEAC 123
See Also	SOURce:DATA:TELecom:ETHernet:FEC:DSER:THReshold:ACTIvate

:SOURce:DATA:TELecom:ETHernet:FEC:DSER:THReshold:DEACtivate?

Description

This query returns the value of FEC Degraded SER Deactivate Threshold.

Navigation Path: Setup > Test Configurator > Interface > FEC degraded SER > Thresholds > Deactivate Threshold (Symbols)

Syntax

:SOURce:DATA:TELecom:ETHernet:FEC:DSER:THReshold:DEACtivate?[<wsp><Token>]

Parameter(s)

Token:

The program data syntax for the first parameter is defined as a <CHARACTER PROGRAM DATA> element.

MAXimum

MINimum

Response Syntax

<Threshold>

Response(s)

Threshold:

The response data syntax for the first parameter is defined as a <NR1 NUMERIC RESPONSE DATA> element.

This parameter is optional. If no token is specified, the current value of FEC Degraded SER Deactivate Threshold is returned.

MAXimum: Biggest supported value

MINimum: Smallest supported value

Example(s)

SOUR:DATA:TEL:ETH:FEC:DSER:THR:DEAC 123

SOUR:DATA:TEL:ETH:FEC:DSER:THR:DEAC?

Returns: 123

See Also

SOURce:DATA:TELecom:ETHernet:FEC:DSER:THReshold:ACTIvate?

:SOURce:DATA:TELecom:ETHernet:FEC:DSER:THReshold:INTErval

Description	This command sets the value of FEC Degraded SER Interval. At *RST condition, this value is set to device-dependent. Navigation Path: Setup > Test Configurator > Interface > FEC degraded SER > Thresholds>Interval(CW)
Syntax	:SOURce:DATA:TELecom:ETHernet:FEC:DSER:THReshold:INTErval <wsp><Interval>
Parameter(s)	**Interval**: The program data syntax for the first parameter is defined as a <DECIMAL NUMERIC PROGRAM DATA> element. Sets value of Degraded SER Interval. MAXimum: Biggest supported value MINimum: Smallest supported value
Response Syntax	<Threshold>
Example(s)	SOUR:DATA:TEL:ETH:FEC:DSER:THR:INTE 123
See Also	SOURce:DATA:TELecom:ETHernet:FEC:DSER:THReshold:ACTIvate

:SOURce:DATA:TELecom:ETHernet:FEC:DSER:THReshold:INTErval?

Description

This query returns the value of FEC Degraded SER Interval.

Navigation Path: Setup > Test Configurator > Interface > FEC degraded SER > Threshold > Interval(CW)

Syntax

:SOURce:DATA:TELecom:ETHernet:FEC:DSER:THReshold:INTErval?[<wsp><Token>]

Parameter(s)

Token:

The program data syntax for the first parameter is defined as a <CHARACTER PROGRAM DATA> element.

MAXimum

MINimum

Response Syntax

<Threshold>

Response(s)

Threshold:

The response data syntax for the first parameter is defined as a <NR1 NUMERIC RESPONSE DATA> element.

This parameter is optional. If no token is specified, the current value of FEC Degraded SER Interval is returned.

MAXimum: Biggest supported value

MINimum: Smallest supported value

Example(s)

SOUR:DATA:TEL:ETH:FEC:DSER:THR:INTE 123

SOUR:DATA:TEL:ETH:FEC:DSER:THR:INTE?

Returns: 123

See Also

SOURce:DATA:TELecom:ETHernet:FEC:DSER:THReshold:ACTIvate?

:SOURce:DATA:TELecom:ETHernet:FEC:ENABle

Description	This command enables/disables RS-FEC. At *RST, this value is set to Enabled. Navigation Path: Setup > Test Configurator > Interface > RS-FEC (RX Only)
Syntax	:SOURce:DATA:TELecom:ETHernet:FEC:ENABle <wsp><Status>
Parameter(s)	**Status**: The program data syntax for the first parameter is defined as a <BOOLEAN PROGRAM DATA> element. Enables/disables: ON: Enables OFF: Disables
Response Syntax	<Threshold>
Example(s)	SOUR:DATA:TEL:ETH:FEC:ENAB ON SOUR:DATA:TEL:ETH:FEC:ENAB? Returns 1
See Also	SOURce:DATA:TELecom:ETHernet:FEC:ENABle

:SOURce:DATA:TELecom:ETHernet:FEC:ENABle?

Description

This query returns the enalbe/disable status of RS-FEC (RX Only).

At *RST, this value is set to Enabled.

Navigation Path: Setup > Test Configurator > Interface > RS-FEC (RX Only)

Syntax

:SOURce:DATA:TELecom:ETHernet:FEC:ENABle?

Response Syntax

<Status>

Response(s)

Status:

The response data syntax for the first parameter is defined as a <BOOLEAN RESPONSE DATA> element.

Returns the enable/disable status:

1: Enabled

0: Disabled

Example(s)

SOUR:DATA:TEL:ETH:FEC:ENAB ON

SOUR:DATA:TEL:ETH:FEC:ENAB?

Returns: 1

See Also

SOURce:DATA:TELecom:ETHernet:FEC:ENABle?

:SOURce:DATA:TELecom:ETHernet:HRATe:RFE:ENABle

Description	This command enables the configure Remote Fault Emulation for parallel interfaces. At *RST, this value is set to Disabled. Navigation Path: Setup > Test Configurator > Interface > Remote Fault Emulation
Syntax	:SOURce:DATA:TELecom:ETHernet:HRATe:RFE:ENABle <wsp><Status>
Parameter(s)	**Status**: The program data syntax for the first parameter is defined as a <BOOLEAN PROGRAM DATA> element. Enables/disables: ON: Enables OFF: Disables
Response Syntax	<Status>
Example(s)	SOUR:DATA:TEL:ETH:HRAT:RFE:ENAB ON
See Also	SOURce:DATA:TELecom:ETHernet:HRATe:RFE:ENABle?

:SOURce:DATA:TELecom:ETHernet:HRATe:RFE:ENABle?

Description

This query returns the Remote Fault Emulation status for parallel interfaces.

At *RST, this value is set to Disabled.

Navigation Path: Setup > Test Configurator > Interface > Remote Fault Emulation

Syntax

:SOURce:DATA:TELecom:ETHernet:HRATe:RFE:ENABle?

Response Syntax

<Status>

Response(s)

Status:

The response data syntax for the first parameter is defined as a <BOOLEAN RESPONSE DATA> element.

Returns the enable/disable status:

1: Enabled

0: Disabled

Example(s)

SOUR:DATA:TEL:ETH:HRAT:RFE:ENAB ON

SOUR:DATA:TEL:ETH:HRAT:RFE:ENAB?

Returns: 1

See Also

SOURce:DATA:TELecom:ETHernet:HRATe:RFE:ENABle

:SOURce:DATA:TELecom:ETHernet:LRATe:RFE:ENABle

Description	This command enables the Remote Fault Emulation for serial interfaces. At *RST, this value is set to Disabled. Navigation Path: Setup > Test Configurator > Interface > Remote Fault Emulation
Syntax	:SOURce:DATA:TELecom:ETHernet:LRATe:RFE:ENABle <wsp><Status>
Parameter(s)	**Status**: The program data syntax for the first parameter is defined as a <BOOLEAN PROGRAM DATA> element. Enables/disables: ON: Enables OFF: Disables
Response Syntax	<Status>
Example(s)	SOUR:DATA:TEL:ETH:LRAT:RFE:ENAB ON
See Also	SOURce:DATA:TELecom:ETHernet:LRATe:RFE:ENABle?

:SOURce:DATA:TELecom:ETHernet:LRATe:RFE:ENABle?

Description

This query returns the Remote Fault Emulation status for serial interfaces.

At *RST, this value is set to Disabled.

Navigation Path: Setup > Test Configurator > Interface > Remote Fault Emulation

Syntax

:SOURce:DATA:TELecom:ETHernet:LRATe:RFE:ENABle?

Response Syntax

<Status>

Response(s)

Status:

The response data syntax for the first parameter is defined as a <BOOLEAN RESPONSE DATA> element.

Returns the enable/disable status:

1: Enabled

0: Disabled

Example(s)

SOUR:DATA:TEL:ETH:LRAT:RFE:ENAB ON

SOUR:DATA:TEL:ETH:LRAT:RFE:ENAB?

Returns: 1

See Also

SOURce:DATA:TELecom:ETHernet:LRATe:RFE:ENABle

:SOURce:DATA:TELecom:ETHernet:PORT:ANEGotiation:BANDwidth

Description	This command sets the transmitted bandwidth when Auto-Negotiation is enabled. At *RST condition, this value is device dependent. Navigation Path: Setup > Test Configurator > Interface > LINK > Speed.
Syntax	:SOURce:DATA:TELecom:ETHernet:PORT:ANEGotiation:BANDwidth <wsp><Bandwidth>
Parameter(s)	**Bandwidth**: The program data syntax for the first parameter is defined as a <CHARACTER PROGRAM DATA> element. Sets the speed of the module. B10Mbps: 10 Mbit/s B100Mbps: 100 Mbit/s B1Gbps: 1 Gbit/s AUTO: Auto
Response Syntax	<Status>
Example(s)	SOURce:DATA:TELecom:ETHernet:PORT:ANEGotiation:BANDwidth AUTO SOURce:DATA:TELecom:ETHernet:PORT:ANEGotiation:BANDwidth? Returns: AUTO
See Also	SOURce:DATA:TELecom:ETH:PORT:DUPL SOURce:DATA:TELecom:ETH:PORT:DUPL?

:SOURce:DATA:TELecom:ETHernet:PORT:ANEGotiation:BANDwidth?

Description	This query returns the value of transmitted bandwidth when Auto-Negotiation is enabled. At *RST condition, this value is device dependent. Navigation Path: Setup > Test Configurator > Interface > LINK > Speed.
Syntax	:SOURce:DATA:TELecom:ETHernet:PORT:ANEGotiation:BANDwidth?
Response Syntax	<Bandwidth>
Response(s)	**Bandwidth**: The response data syntax for the first parameter is defined as a <CHARACTER RESPONSE DATA> element. Returns the value of transmitted bandwidth for the selected instrument when Autoneg is enabled.
Example(s)	SOURce:DATA:TELecom:ETHernet:PORT:ANEGotiation:BANDwidth AUTO SOURce:DATA:TELecom:ETHernet:PORT:ANEGotiation:BANDwidth? Returns: AUTO
See Also	SOURce:DATA:TELecom:ETHernet:PORT:FCONtrol

:SOURce:DATA:TELecom:ETHernet:PORT:ANEGotiation:DUPLex

Description	This command sets the duplex mode when Auto-Negotiation is enabled. At *RST condition, this value is set to FULL. Navigation Path: Setup > Test Configurator > Interface > LINK > Duplex.
Syntax	:SOURce:DATA:TELecom:ETHernet:PORT:ANEGotiation:DUPLex <wsp><Duplex>
Parameter(s)	**Duplex**: The program data syntax for the first parameter is defined as a <CHARACTER PROGRAM DATA> element. Sets the duplex mode for the instrument. FULL HALF AUTO
Response Syntax	<Bandwidth>
Example(s)	SOURce:DATA:TELecom:ETHernet:PORT:ANEGotiation:DUPLex FULL SOURce:DATA:TELecom:ETHernet:PORT:ANEGotiation:DUPLex? Returns: FULL
See Also	SOURce:DATA:TELecom:ETH:PORT:BAND SOURce:DATA:TELecom:ETH:PORT:BAND?

:SOURce:DATA:TELecom:ETHernet:PORT:ANEGotiation:DUPLex?

Description

This query returns the duplex mode when Auto-Negotiation is enabled.

At *RST condition, this value is set to FULL.

Navigation Path: Setup > Test Configurator > Interface > LINK > Duplex.

Syntax

:SOURce:DATA:TELecom:ETHernet:PORT:ANEGotiation:DUPLex?

Response Syntax

<Duplex>

Response(s)

Duplex:

The response data syntax for the first parameter is defined as a <CHARACTER RESPONSE DATA> element.

Returns the duplex value.

FULL, full duplex mode is selected.

HALF, Half duplex mode is selected.

AUTO,Auto duuplex mode is selected

Example(s)

SOURce:DATA:TELecom:ETHernet:PORT:ANEGotiation:DUPLex FULL

SOURce:DATA:TELecom:ETHernet:PORT:ANEGotiation:DUPLex?

Returns: Full

See Also

SOURce:DATA:TELecom:ETH:PORT:DUPL

SOURce:DATA:TELecom:ETH:PORT:DUPL?

:SOURce:DATA:TELecom:ETHernet:PORT:ANEGotiation:FCONtrol

Description

This command selects the flow control when Auto-Negotiation is enabled.

At *RST condition, this value is set to NONE.

Navigation Path: Setup > Test Configurator > Interface > LINK > Flow Control

Syntax

:SOURce:DATA:TELecom:ETHernet:PORT:ANEGotiation:FCONtrol <wsp><Control>

Parameter(s)

Control:

The program data syntax for the first parameter is defined as a <CHARACTER PROGRAM DATA> element.

Selects the flow control

NONE: No flow control

RX: Transmitter to receiver (Enable RX)

TX: Receiver to transmitter (Enable TX)

RXANDTX: RX and TX

AUTO: Auto

Response Syntax

<Duplex>

Example(s)

SOURce:DATA:TELecom:ETHernet:PORT:ANEGotiation:FCONtrol NONE

SOURce:DATA:TELecom:ETHernet:PORT:ANEGotiation:FCONtrol?

Returns: NONE

See Also

SOURce:DATA:TELecom:ETH:PORT:BAND

SOURce:DATA:TELecom:ETH:PORT:BAND?

:SOURce:DATA:TELecom:ETHernet:PORT:ANEGotiation:FCONtrol?

Description

This query returns the flow control when Auto-Negotiation is enabled.

At *RST condition, this value is set to NONE.

Navigation Path: Setup > Test Configurator > Interface > LINK > Flow Control

Syntax

:SOURce:DATA:TELecom:ETHernet:PORT:ANEGotiation:FCONtrol?

Response Syntax

<Control>

Response(s)

Control:

The response data syntax for the first parameter is defined as a <CHARACTER RESPONSE DATA> element.

Returns the flow control.

NONE, Flow control is none.

RX,Flow control is enable rx.

TX,Flow control is enable tx.

RXANDTX,Flow control is RXANDTX.

AUTO,Flow control is Auto.

Example(s)

SOURce:DATA:TELecom:ETHernet:PORT:ANEGotiation:FCONtrol NONE

SOURce:DATA:TELecom:ETHernet:PORT:ANEGotiation:FCONtrol?

Returns: NONE

See Also

SOURce:DATA:TELecom:ETH:PORT:BAND

SOURce:DATA:TELecom:ETH:PORT:BAND?

:SOURce:DATA:TELecom:ETHernet:PORT:BANDwidth

Description

This command sets the transmitted bandwidth.

At *RST condition, this value is device dependent.

Navigation Path: Setup > Test Configurator > Interface > LINK > Speed.

Syntax

:SOURce:DATA:TELecom:ETHernet:PORT:BANDwidth <wsp><Bandwidth>

Parameter(s)

Bandwidth:

The program data syntax for the first parameter is defined as a <CHARACTER PROGRAM DATA> element.

Sets the speed of the module.

B10Mbps: 10 Mbit/s

B100Mbps: 100 Mbit/s

B1Gbps: 1 Gbit/s

Response Syntax

<Control>

Example(s)

SOUR:DATA:TEL:ETH:PORT:BAND B1GBPS

SOUR:DATA:TEL:ETH:PORT:BAND?

Returns: B1GBPS

See Also

SOURce:DATA:TELecom:ETHernet:PORT:ANEGotiation:DUPLex

SOURce:DATA:TELecom:ETHernet:PORT:ANEGotiation:DUPLex?

:SOURce:DATA:TELecom:ETHernet:PORT:BANDwidth?

Description

This query returns the value of transmitted bandwidth.

At *RST condition, this value is device dependent.

Navigation Path: Setup > Test Configurator > Interface > LINK > Speed.

Syntax

:SOURce:DATA:TELecom:ETHernet:PORT:BANDwidth?

Response Syntax

<Bandwidth>

Response(s)

Bandwidth:

The response data syntax for the first parameter is defined as a <CHARACTER RESPONSE DATA> element.

Returns the bandwidth in bps.

B10Mbps, 10Mbps speed is selected.

B100Mbps, 100Mbps speed is selected.

B1Gbps, 1Gbps speed is selected.

Example(s)

SOUR:DATA:TEL:ETH:PORT:BAND B1GBPS

SOUR:DATA:TEL:ETH:PORT:BAND?

Returns: B1GBPS

See Also

SOURce:DATA:TELecom:ETHernet:PORT:ANEGotiation:FCONtrol

SOURce:DATA:TELecom:ETHernet:PORT:ANEGotiation:FCONtrol?

:SOURce:DATA:TELecom:ETHernet:PORT:CABLe:MODE

Description	This command sets the cable mode. Navigation Path: Setup > Test Configurator > Interface > LINK > Cable Mode
Syntax	:SOURce:DATA:TELecom:ETHernet:PORT:CABLe:MODE <wsp><Mode>
Parameter(s)	**Mode**: The program data syntax for the first parameter is defined as a <CHARACTER PROGRAM DATA> element. Sets the Cable mode. MANual AUTomatic
Response Syntax	<Bandwidth>
Example(s)	SOURce:DATA:TELecom:ETHernet:PORT:CABLe:MODE MANUAL SOURce:DATA:TELecom:ETHernet:PORT:CABLe:MODE? Returns: MANUAL
See Also	SOURce:DATA:TELecom:ETHernet:ERRor:PHYSical:LANE

:SOURce:DATA:TELecom:ETHernet:PORT:CABLe:MODE:STATus

Description	This command sets the cable type (MDI or MDIX). Navigation Path: Setup > Test Configurator > Interface > LINK > Cable Mode
Syntax	:SOURce:DATA:TELecom:ETHernet:PORT:CABLe:MODE:STATus <wsp><Status>
Parameter(s)	**Status**: The program data syntax for the first parameter is defined as a <CHARACTER PROGRAM DATA> element. Sets the cable type. MDIX: Media Dependant Interface Crossover (crossover Ethernet cable) MDI: Media Dependant Interface (straight through Ethernet cable)
Response Syntax	<Bandwidth>
Example(s)	SOURce:DATA:TELecom:ETHernet:PORT:CABLe:MODE:STATus MDIX
See Also	SOURce:DATA:TELecom:ETHernet:PORT:CABLe:MODE?

:SOURce:DATA:TELecom:ETHernet:PORT:CABLe:MODE:STATus?

Description	This query returns the cable type (MDI or MDIX). Navigation Path: Setup > Test Configurator > Interface > LINK > Cable Mode
Syntax	:SOURce:DATA:TELecom:ETHernet:PORT:CABLe:MODE:STATus?
Response Syntax	<Status>
Response(s)	**Status**: The response data syntax for the first parameter is defined as a <CHARACTER RESPONSE DATA> element. Returns the cable type. MDIX, Media Dependant Interface Crossover (crossover Ethernet cable) is selected as cable type. MDI, Media Dependant Interface (straight through Ethernet cable) is seleted as cable type
Example(s)	SOURce:DATA:TELecom:ETHernet:PORT:CABLe:MODE:STATus MDIX SOURce:DATA:TELecom:ETHernet:PORT:CABLe:MODE:STATus? Returns: MDIX
See Also	SOURce:DATA:TELecom:ETHernet:PORT:CABLe:MODE

:SOURce:DATA:TELecom:ETHernet:PORT:CABLe:MODE?

Description

This query returns the Cable mode.

Navigation Path: Setup > Test Configurator > Interface > LINK > Cable Mode

Syntax

:SOURce:DATA:TELecom:ETHernet:PORT:CABLe:MODE?

Response Syntax

<Cable Mode>

Response(s)

Cable Mode:

The response data syntax for the first parameter is defined as a <CHARACTER RESPONSE DATA> element.

Returns the cable mode

MANUAL, selected cable mode is Manual.

AUTOMATIC, selected cable mode is Automatic.

Example(s)

SOURce:DATA:TELecom:ETHernet:PORT:CABLe:MODE MANUAL

SOURce:DATA:TELecom:ETHernet:PORT:CABLe:MODE?

Returns: MANUAL

See Also

SOURce:DATA:TELecom:PATTern:ALARm:SYNCh?

:SOURce:DATA:TELecom:ETHernet:PORT:DUPLex

Description

This command sets the duplex mode.

At *RST condition, this value is set to FULL.

Navigation Path: Setup > Test Configurator > Interface > LINK > Duplex.

Syntax

:SOURce:DATA:TELecom:ETHernet:PORT:DUPLex <wsp><Duplex>

Parameter(s)

Duplex:

The program data syntax for the first parameter is defined as a <CHARACTER PROGRAM DATA> element.

Sets the duplex mode for the instrument.

FULL

HALF

Response Syntax

<Cable Mode>

Example(s)

SOUR:DATA:TEL:ETH:PORT:DUPL FULL

SOUR:DATA:TEL:ETH:PORT:DUPL?

Returns: FULL

See Also

SOURce:DATA:TELecom:ETHernet:PORT:ANEGotiation:BANDwidth

SOURce:DATA:TELecom:ETHernet:PORT:ANEGotiation:BANDwidth?

:SOURce:DATA:TELecom:ETHernet:PORT:DUPLex?

Description

This query returns the duplex mode.

At *RST condition, this value is set to FULL.

Navigation Path: Setup > Test Configurator > Interface > LINK > Duplex.

Syntax

:SOURce:DATA:TELecom:ETHernet:PORT:DUPLex?

Response Syntax

<Duplex>

Response(s)

Duplex:

The response data syntax for the first parameter is defined as a <CHARACTER RESPONSE DATA> element.

Returns the duplex value.

FULL, full duplex mode is selected.

HALF, Half duplex mode is selected.

Example(s)

SOUR:DATA:TEL:ETH:PORT:DUPL FULL

SOUR:DATA:TEL:ETH:PORT:DUPL?

Returns: FULL

See Also

SOURce:DATA:TELecom:ETHernet:PORT:ANEGotiation:DUPLex

SOURce:DATA:TELecom:ETHernet:PORT:ANEGotiation:DUPLex?

:SOURce:DATA:TELecom:ETHernet:PORT:FCONtrol

Description

This command selects the flow control.

At *RST condition, this value is set to NONE.

Navigation Path: Setup > Test Configurator > Interface > LINK > Flow Control

Syntax

:SOURce:DATA:TELecom:ETHernet:PORT:FCONtrol <wsp><Control>

Parameter(s)

Control:

The program data syntax for the first parameter is defined as a <CHARACTER PROGRAM DATA> element.

Selects the flow control

NONE: No flow control

RX: Transmitter to receiver (Enable RX)

TX: Receiver to transmitter (Enable TX)

RXANDTX: RX and TX

Response Syntax

<Duplex>

Example(s)

SOURce:DATA:TELecom:ETHernet:PORT:FCONtrol TX

SOURce:DATA:TELecom:ETHernet:PORT:FCONtrol?

Returns: TX

See Also

SOURce:DATA:TELecom:ETHernet:PORT:LOCal:CLOCk

SOURce:DATA:TELecom:ETHernet:PORT:LOCal:CLOCk?

:SOURce:DATA:TELecom:ETHernet:PORT:FCONtrol?

Description

This query returns the flow control.

At *RST condition, this value is set to NONE.

Navigation Path: Setup > Test Configurator > Interface > LINK > Flow control

Syntax

:SOURce:DATA:TELecom:ETHernet:PORT:FCONtrol?

Response Syntax

<Control>

Response(s)

Control:

The response data syntax for the first parameter is defined as a <CHARACTER RESPONSE DATA> element.

Returns the flow control.

NONE, No flow control is selected.

RX, Enable RX is selected.

TX, Enable TX is selected.

RXANDTX,Enable RXANDTX is selected.

Example(s)

SOURce:DATA:TELecom:ETHernet:PORT:FCONtrol TX

SOURce:DATA:TELecom:ETHernet:PORT:FCONtrol?

Returns: TX

See Also

SOURce:DATA:TELecom:ETHernet:PORT:ANEGotiation:BANDwidth

SOURce:DATA:TELecom:ETHernet:PORT:ANEGotiation:BANDwidth?

:SOURce:DATA:TELecom:ETHernet:PORT:LOCal:CLOCk

Description

This command sets the Local Clock Type.

At *RST condition, this value is device dependent.

Navigation Path: Setup > Test Configurator > Interface > LINK > Local Clock.

Syntax

:SOURce:DATA:TELecom:ETHernet:PORT:LOCal:CLOCk <wsp><Type>

Parameter(s)

Type:

The program data syntax for the first parameter is defined as a <CHARACTER PROGRAM DATA> element.

Sets the clock type.

MASTER, Master clock type is selected.

SLAVE,Slave clock type is selected.

AUTO, Auto clock type is selected.

Response Syntax

<Control>

Example(s)

SOURce:DATA:TELecom:ETHernet:PORT:LOCal:CLOCk MASTER

SOURce:DATA:TELecom:ETHernet:PORT:LOCal:CLOCk?

Returns: MASTER

See Also

SOURce:DATA:TELecom:ETHernet:PORT:FCONtrol

SOURce:DATA:TELecom:ETHernet:PORT:FCONtrol?

:SOURce:DATA:TELecom:ETHernet:PORT:LOCal:CLOCk?

Description

This query returns type of Local Clock selected.

At *RST condition, this value is device dependent.

Navigation Path: Setup > Test Configurator > Interface > LINK > Local Clock.

Syntax

:SOURce:DATA:TELecom:ETHernet:PORT:LOCal:CLOCk?

Response Syntax

<Clock Type>

Response(s)

Clock Type:

The response data syntax for the first parameter is defined as a <CHARACTER RESPONSE DATA> element.

Returns clock type

MASTER, Master clock type is selected.

SLAVE,Slave clock type is selected.

AUTO,Auto clock type is selected.

Example(s)

SOURce:DATA:TELecom:ETHernet:PORT:LOCal:CLOCk MASTER

SOURce:DATA:TELecom:ETHernet:PORT:LOCal:CLOCk?

Returns: MASTER

See Also

SOURce:DATA:TELecom:ETHernet:PORT:CABLe:MODE:STATus

:SOURce:DATA:TELecom:ETHernet:PORT:NEGotiation

Description

This command enables Auto-Negotiation.

At *RST condition, this value is set to OFF.

Navigation Path: Setup > Test Configurator > Interface > LINK > Auto-Negotioation check box

Syntax

:SOURce:DATA:TELecom:ETHernet:PORT:NEGotiation <wsp><Set>

Parameter(s)

Set:

The program data syntax for the first parameter is defined as a <BOOLEAN PROGRAM DATA> element.

Sets the auto-negotiation for the selected instrument port status.

ON,Enables auto-negotiation for the selected instrument port.

OFF,Disables auto-negotiation for the selected instrument port.

Response Syntax

<Clock Type>

Example(s)

SOURce:DATA:TELecom:ETHernet:PORT:NEGotiation ON

SOURce:DATA:TELecom:ETHernet:PORT:NEGotiation?

Returns: 1

See Also

SOURce:DATA:TELecom:ETHernet:ERRor:PHYSical:AMOunt

:SOURce:DATA:TELecom:ETHernet:PORT:NEGotiation?

Description

This query returns the status of Auto-Negotiation.

At *RST condition, this value is set to OFF.

Navigation Path: Setup > Test Configurator > Interface > LINK > Auto-Negotioation check box

Syntax

:SOURce:DATA:TELecom:ETHernet:PORT:NEGotiation?

Response Syntax

<status>

Response(s)

status:

The response data syntax for the first parameter is defined as a <BOOLEAN RESPONSE DATA> element.

Returns the status of auto-negotiation for the selected instrument port.

1, Auto-negotiation for the selected instrument port is enabled.

0, Auto-negotiation for the selected instrument port is disabled.

Example(s)

SOURce:DATA:TELecom:ETHernet:PORT:NEGotiation ON

SOURce:DATA:TELecom:ETHernet:PORT:NEGotiation?

Returns: 1

See Also

SOURce:DATA:TELecom:ETHernet:ERRor:PHYSical:AMOunt?

:SOURce:DATA:TELecom:ETHernet:RSFec

Description

This command enables RS-FEC.

At *RST condition, this value is set to OFF.

Navigation Path: Setup > Test Configurator > Interface 100GE (4 lanes) > LINK > RS- FEC

Syntax

:SOURce:DATA:TELecom:ETHernet:RSFec <wsp><Set>

Parameter(s)

Set:

The program data syntax for the first parameter is defined as a <BOOLEAN PROGRAM DATA> element.

enables/disables the RS-FEC.

ON, enables RS-FEC.

OFF, disabled RS-FEC.

Response Syntax

<status>

Example(s)

SOUR:DATA:TEL:EHT:RSF ON

SOUR:DATA:TEL:EHT:RSF?

Returns: 1

See Also

SOURce:DATA:TELecom:ETHernet:RSFec

:SOURce:DATA:TELecom:ETHernet:RSFec?

Description

This query returns the status of RS-FEC.

At *RST condition, this value is set to OFF.

Navigation Path: Setup > Test Configurator > Interface 100GE (4 lanes) > LINK > RS- FEC

Syntax

:SOURce:DATA:TELecom:ETHernet:RSFec?

Response Syntax

<Set>

Response(s)

Set:

The response data syntax for the first parameter is defined as a <BOOLEAN RESPONSE DATA> element.

Returns the status of RS-FEC.

1, RS-FEC is enabled.

0, RS-FEC is disabled.

Example(s)

SOUR:DATA:TEL:EHT:RSF ON

SOUR:DATA:TEL:EHT:RSF?

Returns: 1

See Also

SOURce:DATA:TELecom:ETHernet:RSFec?

:SOURce:DATA:TELecom:ETHernet:WIS:PATH:LABel

Description

This command sets the path signal label (C2) for WAN.

At *RST condition, this value is device dependent.

Navigation Path: Setup > Test Configurator > 10 GEWAN > WIS > Path Signal Label(C2) (10GEWAN)

Syntax

:SOURce:DATA:TELecom:ETHernet:WIS:PATH:LABel <wsp><Label>

Parameter(s)

Label:

The program data syntax for the first parameter is defined as a <CHARACTER PROGRAM DATA> element.

Selects the path signal label.

UNEQuipped: the unequipped path signal label.

EQUipped: the equipped non-specific path signal label.

M10ETHERNET: the 10 Gbps ethernet (IEEE 802.3) path signal label.

TSIGnal: the test signal, ITU-T 0.181 specific mapping path signal label.

Response Syntax

<Set>

Example(s)

SOUR:DATA:TEL:ETH:WIS:PATH:LAB EQU

SOUR:DATA:TEL:ETH:WIS:PATH:LAB?

Returns: EQUIPPED

See Also

SOURce:DATA:TELecom:ETHernet:WIS:PATH:LABel

:SOURce:DATA:TELecom:ETHernet:WIS:PATH:LABel?

Description

This query returns the path signal label (C2) for WAN.

At *RST condition, this value is device dependent.

Navigation Path: Setup > Test Configurator > 10 GEWAN > WIS > Path Signal Label(C2) (10GEWAN)

Syntax

:SOURce:DATA:TELecom:ETHernet:WIS:PATH:LABel?

Response Syntax

<Label>

Response(s)

Label:

The response data syntax for the first parameter is defined as a <CHARACTER RESPONSE DATA> element.

Returns the path signal label.

UNEQUIPPED, Unequipped path signal label is selected.

EQUIPPED, Equipped non-specific path signal label is selected.

M10ETHERNET, 10 Gbps ethernet (IEEE 802.3) path signal label is selected.

TSIGNAL, Test signal, ITU-T 0.181 specific mapping path signal label is selected.

Example(s)

SOUR:DATA:TEL:ETH:WIS:PATH:LAB EQU

SOUR:DATA:TEL:ETH:WIS:PATH:LAB?

Returns: EQUIPPED

See Also

SOURce:DATA:TELecom:ETHernet:WIS:PATH:LABel?

:SOURce:DATA:TELecom:ETHernet:WIS:TRACe

Description

This command sets the path trace string for the WAN Interface Sublayer (WIS) operation.

At *RST condition, ASCii is selected as default type. The type length is device-dependent.

Navigation Path: Setup > Test Configurator > 10 GEWAN > WIS > J0/J1 trace (10GEWAN)

Syntax

:SOURce:DATA:TELecom:ETHernet:WIS:TRACe <wsp><Trace>, <String>, <Padding Type>

Parameter(s)

Trace:

The program data syntax for the first parameter is defined as a <CHARACTER PROGRAM DATA> element.

Selects the trace.

J0

J1

String:

The program data syntax for the second parameter is defined as a <STRING PROGRAM DATA> element.

Select the string for specific path trace.

Padding Type:

The program data syntax for the third parameter is defined as a <CHARACTER PROGRAM DATA> element.

Select the padding type.

SPACE

NULL

Response Syntax

<Label>

Example(s)

SOUR:DATA:TEL:ETH:WIS:TRAC J1, EXFO4GigE,SPACE

SOUR:DATA:TEL:ETH:WIS:TRAC? J1 Returns: EXFO4GigE

See Also

SOURce:DATA:TELecom:ETHernet:WIS:PLMuneq?

:SOURce:DATA:TELecom:ETHernet:WIS:TRACe?

Description

This query returns the path trace string for the WAN Interface Sublayer (WIS) operation.

At *RST condition, ASCii is selected as the default type. The type length is device-dependent.

Navigation Path: Setup > Test Configurator > 10 GEWAN > WIS > J0/J1 trace (10GEWAN)

Syntax

:SOURce:DATA:TELecom:ETHernet:WIS:TRACe? <wsp><Trace>

Parameter(s)

Trace:

The program data syntax for the first parameter is defined as a <CHARACTER PROGRAM DATA> element.

Selects the trace.

J0

J1

Response Syntax

<String>

Response(s)

String:

The response data syntax for the first parameter is defined as a <STRING RESPONSE DATA> element.

Returns the string for the specific path trace.

Example(s)

SOUR:DATA:TEL:ETH:WIS:TRAC J1, EXFO4GigE,NULL

SOUR:DATA:TEL:ETH:WIS:TRAC? J1 Returns: EXFO4GigE

See Also

SOURce:DATA:TELecom:ETHernet:WIS:PLMuneq

:SOURce:DATA:TELecom:FETHernet:GROup:PNUMber

Description

This command sets the PHY Number associated for a specific port.

At *RST condition, this value is set to 1 for the smallest port of the group and increasing by 1 subsequently.

Navigation Path: Setup > Test Configurator > Interface > FlexE PHY Number

Syntax

:SOURce:DATA:TELecom:FETHernet:GROup:PNUMber <wsp><PortId>, <PHY Number>

Parameter(s)

PortId:

The program data syntax for the first parameter is defined as a <CHARACTER PROGRAM DATA> element.

Selects the port number to apply the FlexE PHY Number.

P1 or PORT1: Port 1

P2 or PORT2: Port 2

P3 or PORT3: Port 3

P4 or PORT4: Port 4

PHY Number:

The program data syntax for the second parameter is defined as a <DECIMAL NUMERIC PROGRAM DATA> element.

Sets the PHY Number for the selected port.

Value Range: 1 to 254.

Response Syntax

<String>

Example(s)

SOUR:DATA:TEL:FETH:GRO:PNUM P1, 10

SOUR:DATA:TEL:FETH:GRO:PNUM? P1

Returns: 10

See Also

SOURce:DATA:TELecom:FETHernet:GROup:PNUMber?

:SOURce:DATA:TELecom:FETHernet:GROup:PNUMber?

Description

This query retursn the PHY Number associated with the specified Port.

At *RST condition, this value is set to 1 for the smallest port of the group and increasing by 1 subsequently.

Navigation Path: Setup > Test Configurator > Interface > FlexE PHY Number

Navigation Path: Functions > OH > TX > FlexE OH Frame Summary - Block 2 - PHY Number

Syntax

:SOURce:DATA:TELecom:FETHernet:GROup:PNUMber? <wsp><Port Id>

Parameter(s)

Port Id:

The program data syntax for the first parameter is defined as a <CHARACTER PROGRAM DATA> element.

Selects the port number.

P1 or PORT1: Port 1

P2 or PORT2: Port 2

P3 or PORT3: Port 3

P4 or PORT4: Port 4

Response Syntax

<PHY Number>

Response(s)

PHY Number:

The response data syntax for the first parameter is defined as a <NR1 NUMERIC RESPONSE DATA> element.

Returns the PHY Number associated with the specified port.

Value Range: 1 to 254

Example(s)

SOUR:DATA:TEL:FETH:GRO:PNUM P1, 10

SOUR:DATA:TEL:FETH:GRO:PNUM? P1

Returns: 10

See Also

SOURce:DATA:TELecom:FETHernet:GRO:PNUMber

:SOURce:DATA:TELecom:FIBer:PSP

Description	This command enables the FC Primitive Sequence Protocol (PSP) link. At *RST, this value is set to OFF. Navigation Path: Setup > Test Configurator > Interface > LINK > PSP (Link Protocol)
Syntax	:SOURce:DATA:TELecom:FIBer:PSP <wsp><Status>
Parameter(s)	**Status**: The program data syntax for the first parameter is defined as a <BOOLEAN PROGRAM DATA> element. Enables/disables: ON: Enables OFF: Disables
Response Syntax	<PHY Number>
Example(s)	SOUR:DATA:TEL:FIB:PSP ON
See Also	SOURce:DATA:TELecom:FIBer:PORT:LOGin:STATus

:SOURce:DATA:TELecom:FIBer:PSP?

Description	This query returns the status of FC Primitive Sequence Protocol (PSP) link. At *RST, this value is set to OFF. Navigation Path: Setup > Test Configurator > Interface > LINK > PSP (Link Protocol)
Syntax	:SOURce:DATA:TELecom:FIBer:PSP?
Response Syntax	<Set>
Response(s)	**Set**: The response data syntax for the first parameter is defined as a <BOOLEAN RESPONSE DATA> element. Returns the status of Primitive Sequence Protocol (PSP) link.
Example(s)	SOUR:DATA:TEL:FIB:PSP ON SOUR:DATA:TEL:FIB:PSP? Returns: 1
See Also	SOURce:DATA:TELecom:FIBer:PORT:LOGin:STATus?

:SOURce:DATA:TELecom:FOTN:FEC

Description	This command enables/disables the FEC for FlexO. At *RST condition, this value is set to ON. Navigation Path: Setup > Test Configurator > Interface > FEC
Syntax	:SOURce:DATA:TELecom:FOTN:FEC <wsp><Status>
Parameter(s)	**Status**: The program data syntax for the first parameter is defined as a <BOOLEAN PROGRAM DATA> element. Enables/disables: ON: Enables OFF: Disables
Response Syntax	<Set>
Example(s)	SOUR:DATA:TEL:FOTN:FEC ON
See Also	SOURce:DATA:TELecom:FOTN:FEC:FCA

:SOURce:DATA:TELecom:FOTN:FEC?

Description

This query returns the status of the FEC for FlexO.

At *RST condition, this value is set to ON.

Navigation Path: Setup > Test Configurator > Interface > FEC

Syntax

:SOURce:DATA:TELecom:FOTN:FEC?

Response Syntax

<Set>

Response(s)

Set:

The response data syntax for the first parameter is defined as a <BOOLEAN RESPONSE DATA> element.

Returns the status of the FEC for FlexO.

1: FEC is enabled.

0: FEC is disabled.

Example(s)

SOUR:DATA:TEL:FOTN:FEC?

See Also

SOURce:DATA:TELecom:FOTN:FEC:FCA?

:SOURce:DATA:TELecom:FOTN:INSTance:IDentifier

Description

This command sets the FlexO instance ID associated for a specific port and offset.

At *RST condition, this value is set to 1 for the smallest port/offset of the group and increasing by 1 subsequently.

Navigation Path: Setup > Test Configurator > Interface > FlexO Instance ID

Syntax

:SOURce:DATA:TELecom:FOTN:INSTance:IDentifier <wsp><PortId>, <InstanceOffsetOnPort>, <FlexOInstanceId>

Parameter(s)

PortId:

The program data syntax for the first parameter is defined as a <CHARACTER PROGRAM DATA> element.

Selects the port on which the FlexO instance is transported:

P1 or PORT1: Port 1

P2 or PORT2: Port 2

P3 or PORT3: Port 3

P4 or PORT4: Port 4

InstanceOffsetOnPort:

The program data syntax for the second parameter is defined as a <DECIMAL NUMERIC PROGRAM DATA> element.

Selects the offset on the port of the FlexO instance:

0 for for 100GFlexORs interfaces

FlexOInstanceId:

The program data syntax for the third parameter is defined as a <DECIMAL NUMERIC PROGRAM DATA> element.

Configures the FlexO instance ID associated with the specified port/offset.:

Value Range: 1 to 254.

Response Syntax

<Set>

Example(s)

SOUR:DATA:TEL:FOTN:INST:ID P1, 0, 22

SOUR:DATA:TEL:FETH:GRO:PNUM? P1, 0

Returns: 22

See Also

SOURce:DATA:TELecom:FOTN:INSTance:IDentifier?

:SOURce:DATA:TELecom:FOTN:INSTance:IDentifier?

Description

This query returns the FlexO instance ID associated for a specific port and offset.

At *RST condition, this value is set to 1 for the smallest port/offset of the group and increasing by 1 subsequently.

Navigation Path: Setup > Test Configurator > Interface > FlexO Instance ID

Syntax

:SOURce:DATA:TELecom:FOTN:INSTance:IDentifier? <wsp><PortId>, <InstanceOffsetOnPort>

Parameter(s)

PortId:

The program data syntax for the first parameter is defined as a <CHARACTER PROGRAM DATA> element.

Selects the port on which the FlexO instance is transported:

P1 or PORT1: Port 1

P2 or PORT2: Port 2

P3 or PORT3: Port 3

P4 or PORT4: Port 4

InstanceOffsetOnPort:

The program data syntax for the second parameter is defined as a <DECIMAL NUMERIC PROGRAM DATA> element.

Selects the offset on the port of the FlexO instance:

0 for for 100GFlexORs interfaces

Response Syntax

<FlexOInstanceId>

Response(s)

FlexOInstanceId:

The response data syntax for the first parameter is defined as a <NR1 NUMERIC RESPONSE DATA> element.

Returns the FlexO instance ID associated with the specified port/offset.

Value Range: 1 to 254

Example(s)

SOUR:DATA:TEL:FOTN:INST:ID P1, 0, 22

SOUR:DATA:TEL:FETH:GRO:PNUM? P1, 0

Returns: 22

See Also

SOURce:DATA:TELecom:FOTN:INSTance:IDentifier

Signal (Transport)

:SENSe:DATA:TELecom:CODE

Description	This command sets the line code for the RX port. At *RST condition, this value is set to B8ZS. Navigation Path: Setup > TestConfigurator > Interface DSn/PDH > Physical Interface > Line Coding
Syntax	:SENSe:DATA:TELecom:CODE <wsp><Code>
Parameter(s)	**Code**: The program data syntax for the first parameter is defined as a <CHARACTER PROGRAM DATA> element. Sets the external timing line code. B8ZS HDB3 AMI
Response Syntax	<Status>
Example(s)	SENS:DATA:TEL:CODE AMI
See Also	OUTPut:TELecom:CODE?

:SENSe:DATA:TELecom:CODE?

Description

This query returns the interface line coding for the RX port.

At *RST condition, this value is set to B8ZS.

Navigation Path: Setup > TestConfigurator > Interface DSn/PDH > Physical Interface > Line Coding

Syntax

:SENSe:DATA:TELecom:CODE?

Response Syntax

<Code>

Response(s)

Code:

The response data syntax for the first parameter is defined as a <CHARACTER RESPONSE DATA> element.

Returns the external timing line code.

B8ZS, B8ZS external timing line code is selected.

HDB3, HDB3 external timing line code is selected.

AMI, AMI external timing line code is selected.

Example(s)

SENS:DATA:TEL:CODE AMI

SENS:DATA:TEL:CODE?

Returns: AMI

See Also

OUTPut:TELecom:CODE

:SENSe:DATA:TELecom:ELECtrical:PORT:FREQuency:NEGative?

Description	This query returns the RX maximum negative offset for electrical interfaces/signals. At *RST condition, this value is set to device-dependent. Navigation Path: Setup > Test Configurator > Interface > RX Frequency > Max Negative Offset (PPM)
Syntax	:SENSe:DATA:TELecom:ELECtrical:PORT:FREQuency:NEGative?
Response Syntax	<Noffset>
Response(s)	**Noffset**: The response data syntax for the first parameter is defined as a <NR2 NUMERIC RESPONSE DATA> element. Returns the negative frequency of the input signal.
Example(s)	SENS:DATA:TEL:ELEC:PORT:FREQ:NEG?
See Also	SENSe:DATA:TELecom:OPTical:PORT:FREQuency:POSitive?

:SENSe:DATA:TELecom:ELECtrical:PORT:FREQuency:OFFSet:VALue?

Description	This query returns the RX frequency offset value for electrical interfaces/signals. At *RST condition, this value is set to device-dependent. Navigation Path: Setup > Test Configurator > Interface > RX Frequency > Offset (PPM)
Syntax	:SENSe:DATA:TELecom:ELECtrical:PORT:FREQuency:OFFSet:VALue?
Response Syntax	<Offset>
Response(s)	**Offset**: The response data syntax for the first parameter is defined as a <NR2 NUMERIC RESPONSE DATA> element. Returns the frequency offset value for the receiver.
Example(s)	SENS:DATA:TEL:ELEC:PORT:FREQ:OFFS:VAL?
See Also	SOURce:DATA:TELecom:OPTical:PORT:FREQuency:OFFSet:VALue?

:SENSe:DATA:TELecom:ELECtrical:PORT:FREQuency:POSitive?

Description	This query returns the maximum positive RX frequency offset for electrical interfaces/signals. At *RST condition, this value is set to device-dependent. Navigation Path: Setup > Test Configurator > Interface > RX Frequency > Max Positive Offset (PPM)
Syntax	:SENSe:DATA:TELecom:ELECtrical:PORT:FREQuency:POSitive?
Response Syntax	<Poffset>
Response(s)	**Poffset**: The response data syntax for the first parameter is defined as a <NR2 NUMERIC RESPONSE DATA> element. Returns the positive frequency of the input signal.
Example(s)	SENS:DATA:TEL:ELEC:PORT:FREQ:POS?
See Also	SENSe:DATA:TELecom:OPTical:PORT:FREQuency:NEGative?

:SENSe:DATA:TELecom:ELECtrical:PORT:FREQuency?

Description	This query returns the RX frequency for electrical interfaces/signals. At *RST condition, this value is set to device-dependent. Navigation Path: Setup > Test Configurator > Interface > RX Frequency > Frequency (GHz)
Syntax	:SENSe:DATA:TELecom:ELECtrical:PORT:FREQuency?
Response Syntax	<Frequency>
Response(s)	**Frequency**: The response data syntax for the first parameter is defined as a <STRING RESPONSE DATA> element. Returns the frequency of the input signal for the receiver.
Example(s)	SENS:DATA:TEL:ELEC:PORT:FREQ?
See Also	SENSe:DATA:TELecom:OPTical:PORT:FREQuency:POSitive?

:SENSe:DATA:TELecom:ELECtrical:RX:AMPLitude:MAXimum?

Description	This query returns the value of optical lanes receiver power MAXimum. At *RST condition, this value is set to device-dependent. Navigation Path: Setup > Test Configurator > Interface 40GE/100GE > Physical Interface > Max Amplitude(Vpp)
Syntax	:SENSe:DATA:TELecom:ELECtrical:RX:AMPLitude:MAXimum?
Response Syntax	<Maximum Amplitude>
Response(s)	**Maximum Amplitude**: The response data syntax for the first parameter is defined as a <NR2 NUMERIC RESPONSE DATA> element. Returns the value of the maximum receiver power.
Example(s)	SENS:DATA:TEL:ELEC:RX:AMPL:MAX?
See Also	SENSe:DATA:TELecom:OPTical:RX:POWer:MINimum?

:SENSe:DATA:TELecom:ELECtrical:RX:AMPLitude:MINimum?

Description

This query returns the value of optical lanes receiver power Minimum.

At *RST condition, this value is set to device-dependent.

Navigation Path: Setup > Test Configurator > Interface 40GE/100GE > Physical Interface > Min Amplitude(Vpp)

Syntax

:SENSe:DATA:TELecom:ELECtrical:RX:AMPLitude:MINimum?

Response Syntax

<Minimum Amplitude>

Response(s)

Minimum Amplitude:

The response data syntax for the first parameter is defined as a <NR2 NUMERIC RESPONSE DATA> element.

Returns the value of the minimum receiver power.

Example(s)

SENS:DATA:TEL:ELEC:RX:AMPL:MIN?

See Also

SENSe:DATA:TELecom:OPTical:TX:POWer?

:SENSe:DATA:TELecom:ELECtrical:RX:AMPLitude?

Description

This query returns the value of the receiver power.

At *RST condition, this value is set to device-dependent.

Navigation Path: Setup > Test Configurator > Interface 40GE/100GE > Physical Interface > RX Amplitude(Vpp)

Syntax

:SENSe:DATA:TELecom:ELECtrical:RX:AMPLitude?

Response Syntax

<Amplitude>

Response(s)

Amplitude:

The response data syntax for the first parameter is defined as a <NR2 NUMERIC RESPONSE DATA> element.

Returns the value of the receiver Amplitude.

Example(s)

SENS:DATA:TEL:ELEC:RX:AMPL?

See Also

SENSe:DATA:TELecom:OPTical:TX:POWer?

:SENSe:DATA:TELecom:ELECtrical:RX:POWer:MAXimum?

Description

This query returns the value of optical lanes receiver power MAXimum.

At *RST condition, this value is set to device-dependent.

Navigation Path: Setup > Test Configurator > Interface 40GE/100GE > Physical Interface > Max RX Power (dBm)

Syntax

:SENSe:DATA:TELecom:ELECtrical:RX:POWer:MAXimum?

Response Syntax

<Maximum Power>

Response(s)

Maximum Power:

The response data syntax for the first parameter is defined as a <NR2 NUMERIC RESPONSE DATA> element.

Returns the value of the maximum receiver power.

Example(s)

SENS:DATA:TEL:ELEC:RX:POW:MAX?

See Also

SENSe:DATA:TELecom:OPTical:RX:POWer:MINimum?

:SENSe:DATA:TELecom:ELECtrical:RX:POWer:MINimum?

Description	This query returns the value of optical lanes receiver power Minimum. At *RST condition, this value is set to device-dependent. Navigation Path: Setup > Test Configurator > Interface 40GE/100GE > Physical Interface > Min RX Power (dBm)
Syntax	:SENSe:DATA:TELecom:ELECtrical:RX:POWer:MINimum?
Response Syntax	<Minimum Power>
Response(s)	**Minimum Power**: The response data syntax for the first parameter is defined as a <NR2 NUMERIC RESPONSE DATA> element. Returns the value of the minimum receiver power.
Example(s)	SENS:DATA:TEL:ELEC:RX:POW:MIN?
See Also	SENSe:DATA:TELecom:OPTical:TX:POWer?

:SENSe:DATA:TELecom:ELECtrical:RX:POWer?

Description

This query returns the value of the receiver power.

At *RST condition, this value is set to device-dependent.

Navigation Path: Setup > Test Configurator > Interface 40GE/100GE > Physical Interface > RX Power (dBm)

Syntax

:SENSe:DATA:TELecom:ELECtrical:RX:POWer?

Response Syntax

<Power>

Response(s)

Power:

The response data syntax for the first parameter is defined as a <NR2 NUMERIC RESPONSE DATA> element.

Returns the value of the receiver power.

Example(s)

SENS:DATA:TEL:ELEC:RX:POW?

See Also

SENSe:DATA:TELecom:OPTical:TX:POWer?

:SENSe:DATA:TELecom:LOFF

Description

This command enables Laser OFF at Start-UP.

At *RST condition, this value is set to OFF.

Navigation Path: Setup > Test Configurator > Interface > Physical Interface > Laser OFF at Start-Up

Syntax

:SENSe:DATA:TELecom:LOFF <wsp><Set>

Parameter(s)

Set:

The program data syntax for the first parameter is defined as a <BOOLEAN PROGRAM DATA> element.

enables/disables the state of the Laser at startup.

ON: Enabled

OFF: Disabled

Response Syntax

<Power>

Example(s)

SENS:DATA:TEL:LOFF ON

SENS:DATA:TEL:LOFF?

Returns: 1

See Also

SENSe:DATA:TELecom:LOFF

SENSe:DATA:TELecom:LOFF?

SOURce:DATA:TELecom:OPTical:ALARm:PORT:LANE

:SENSe:DATA:TELecom:LOFF?

Description

This query returns the status of Laser OFF at Start-UP.

At *RST condition, this value is set to OFF.

Navigation Path: Setup > Test Configurator > Interface > Physical Interface > Laser OFF at Start-Up

Syntax

:SENSe:DATA:TELecom:LOFF?

Response Syntax

<Set>

Response(s)

Set:

The response data syntax for the first parameter is defined as a <BOOLEAN RESPONSE DATA> element.

Returns the status of the laser Off at Startup.

1, laser is enabled.

0, laser is disabled.

Example(s)

SENS:DATA:TEL:LOFF ON

SENS:DATA:TEL:LOFF?

Returns: 1

See Also

SENSe:DATA:TELecom:LOFF

SENSe:DATA:TELecom:LOFF?

SOURce:DATA:TELecom:OPTical:ALARm:PORT:LANE

:SENSe:DATA:TELecom:OPTical:LASer:WAVelength?

Description	This query returns the detected laser wavelength. At *RST condition, this value is set to device-dependent. Navigation Path: Setup > Test Configurator > Interface > Physical Interface > Wavelength (nm)
Syntax	:SENSe:DATA:TELecom:OPTical:LASer:WAVelength?
Response Syntax	<Wavelength>
Response(s)	**Wavelength**: The response data syntax for the first parameter is defined as a <STRING RESPONSE DATA> element. Returns the detected lane/laser wavelength.
Example(s)	SENS:DATA:TEL:OPT:LAS:WAV?
See Also	SENSe:DATA:TELecom:OPTical:SFP:Wavelength?

:SENSe:DATA:TELecom:OPTical:POWer:RANGe?

Description

This query returns the range between the minimum and maximum power range.

At *RST condition, this value is set to device-dependent.

Navigation Path: Setup > Test Configurator > Interface 40GE/100GE > Physical Interface > Power Range (dBm)

Syntax

:SENSe:DATA:TELecom:OPTical:POWer:RANGe?[<wsp><Lane>]

Parameter(s)

Lane:

The program data syntax for the first parameter is defined as a <DECIMAL NUMERIC PROGRAM DATA> element.

Selects the lane number.

Response Syntax

<Power range>

Response(s)

Power range:

The response data syntax for the first parameter is defined as a <STRING RESPONSE DATA> element.

Returns the range between the minimum and maximum power range.

Example(s)

SENS:DATA:TEL:OPT:POW:RANG? 1

See Also

SENSe:DATA:TELecom:OPTical:RX:POWer?

:SENSe:DATA:TELecom:OPTical:RX:POWer:MAXimum?

Description

This query returns the value of optical lanes receiver power maximum.

At *RST condition, this value is set to device-dependent.

Navigation Path: Setup > Test Configurator > Interface 40GE/100GE > Physical Interface > Max RX Power (dBm)

Syntax

:SENSe:DATA:TELecom:OPTical:RX:POWer:MAXimum?[<wsp><Lane>]

Parameter(s)

Lane:

The program data syntax for the first parameter is defined as a <DECIMAL NUMERIC PROGRAM DATA> element.

Sets the lane number.

Response Syntax

<Maximum Power>

Response(s)

Maximum Power:

The response data syntax for the first parameter is defined as a <NR2 NUMERIC RESPONSE DATA> element.

Returns the value of the maximum receiver power.

Example(s)

SENS:DATA:TEL:OPT:RX:POW:MAX? 1

See Also

SENSe:DATA:TELecom:OPTical:RX:POWer:MINimum?

:SENSe:DATA:TELecom:OPTical:RX:POWer:MINimum?

Description

This query returns the value of optical lanes receiver power minimum.

At *RST condition, this value is set to device-dependent.

Navigation Path: Setup > Test Configurator > Interface 40GE/100GE > Physical Interface > Min RX Power (dBm)

Syntax

:SENSe:DATA:TELecom:OPTical:RX:POWer:MINimum?[<wsp><Lane>]

Parameter(s)

Lane:

The program data syntax for the first parameter is defined as a <DECIMAL NUMERIC PROGRAM DATA> element.

Sets the lane number.

Response Syntax

<Minimum Power>

Response(s)

Minimum Power:

The response data syntax for the first parameter is defined as a <NR2 NUMERIC RESPONSE DATA> element.

Returns the value of the minimum receiver power.

Example(s)

SENS:DATA:TEL:OPT:RX:POW:MIN? 1

See Also

SENSe:DATA:TELecom:OPTical:TX:POWer?

:SENSe:DATA:TELecom:OPTical:RX:POWer?

Description

This query returns the value of the receiver power.

At *RST condition, this value is set to device-dependent.

Navigation Path: Setup > Test Configurator > Interface 40GE/100GE > Physical Interface > RX Power (dBm)

Syntax

:SENSe:DATA:TELecom:OPTical:RX:POWer?[<wsp><Lane>]

Parameter(s)

Lane:

The program data syntax for the first parameter is defined as a <DECIMAL NUMERIC PROGRAM DATA> element.

Sets the lane number.

Response Syntax

<Power>

Response(s)

Power:

The response data syntax for the first parameter is defined as a <NR2 NUMERIC RESPONSE DATA> element.

Returns the value of the receiver power.

Example(s)

SENS:DATA:TEL:OPT:RX:POW? 1

See Also

SENSe:DATA:TELecom:OPTical:TX:POWer?

:SENSe:DATA:TELecom:OPTical:TX:POWer?

Description

This query returns the value of the transmitter power.

At *RST condition, this value is set to device-dependent.

Navigation Path: Setup > Test Configurator > Interface 40GE/100GE > Physical Interface > TX Power (dBm)

Syntax

:SENSe:DATA:TELecom:OPTical:TX:POWer?[<wsp><Lane>]

Parameter(s)

Lane:

The program data syntax for the first parameter is defined as a <DECIMAL NUMERIC PROGRAM DATA> element.

Selects the lane number.

Response Syntax

<Power>

Response(s)

Power:

The response data syntax for the first parameter is defined as a <NR2 NUMERIC RESPONSE DATA> element.

Returns the value of the transmitter power.

Example(s)

SENS:DATA:TEL:OPT:TX:POW? 1

See Also

SENSe:DATA:TELecom:OPTical:RX:POWer?

:SENSe:DATA:TELecom:OPTical:WAVelength?

Description

This query returns the detected lane wavelength.

At *RST condition, this value is set to device-dependent.

Navigation Path: Setup > Test Configurator > Interface 40GE/100GE > Physical Interface > Wavelength (nm)

Syntax

:SENSe:DATA:TELecom:OPTical:WAVelength? <wsp><Lane>

Parameter(s)

Lane:

The program data syntax for the first parameter is defined as a <DECIMAL NUMERIC PROGRAM DATA> element.

Selects the lane number.

Response Syntax

<Wavelength>

Response(s)

Wavelength:

The response data syntax for the first parameter is defined as a <NR2 NUMERIC RESPONSE DATA> element.

Returns the detected lane wavelength.

Example(s)

SENS:DATA:TEL:OPT:WAV? 1

See Also

SENSe:DATA:TELecom:OPTical:RX:POWer?

:SENSe:DATA:TELecom:TERMination

Description	This command sets the RX Termination. At *RST condition, this value is set to TERM. Navigation Path: Setup > TestConfigurator > Physical Interface (DSn/PDH) > RX Termination
Syntax	:SENSe:DATA:TELecom:TERMination <wsp><TopologyType>
Parameter(s)	**TopologyType**: The program data syntax for the first parameter is defined as a <CHARACTER PROGRAM DATA> element. Selects the termination BRIDge: Bridge MONitor: Monitor TERMinal: Terminal
Response Syntax	<Wavelength>
Example(s)	SENS:DATA:TEL:TERM TERMINAL

:SENSe:DATA:TELecom:TERMination?

Description	This query returns the Termination. At *RST condition, this value is set to TERM. Navigation Path: Setup > TestConfigurator > Physical Interface (DSn/PDH) > RX Termination
Syntax	:SENSe:DATA:TELecom:TERMination?
Response Syntax	<Termination>
Response(s)	**Termination**: The response data syntax for the first parameter is defined as a <CHARACTER RESPONSE DATA> element. Returns the termination BRID: Bridge MON: Monitor TERM: Terminal
Example(s)	SENS:DATA:TEL:TERM TERMINAL SENS:DATA:TEL:TERM? Returns: TERMINAL

:SOURce:DATA:TELecom:CODE

Description

This command sets the interface line coding for the input port.

At *RST condition, this value is set to B8ZS.

Navigation Path: Setup > TestConfigurator > Interface DSn/PDH > Physical Interface > Line Coding

Syntax

:SOURce:DATA:TELecom:CODE <wsp><Code>

Parameter(s)

Code:

The program data syntax for the first parameter is defined as a <CHARACTER PROGRAM DATA> element.

Sets the external timing line code.

AMI

B3ZS

B8ZS

CMI

HDB3

Response Syntax

<Termination>

Example(s)

SOUR:DATA:TEL:CODE AMI

See Also

OUTPut:TELecom:CODE?

:SOURce:DATA:TELecom:CODE?

Description

This query returns the interface line coding for the input port.

At *RST condition, this value is set to B8ZS.

Navigation Path: Setup > DSn/PDH BERT > Test Configurator > Modify Structure > Topology(Decoupled) > Setup > TX > Physical Interface > Line Coding

Syntax

:SOURce:DATA:TELecom:CODE?

Response Syntax

<Code>

Response(s)

Code:

The response data syntax for the first parameter is defined as a <CHARACTER RESPONSE DATA> element.

Returns the external timing line code.

B8ZS, B8ZS external timing line code is selected.

HDB3, HDB3 external timing line code is selected.

AMI, AMI external timing line code is selected.

Example(s)

SOUR:DATA:TEL:CODE AMI

SOUR:DATA:TEL:CODE?

Returns: AMI

See Also

OUTPut:TELecom:CODE

:SOURce:DATA:TELecom:ELECtrical:PORT:FREQuency:OFFSet

Description

This command enables the TX frequency offset for electrical interfaces/signals.

At *RST condition, this value is set to OFF.

Navigation Path: Setup > Test Configurator > Interface > TX Frequency > Offset

Syntax

:SOURce:DATA:TELecom:ELECtrical:PORT:FREQuency:OFFSet <wsp><Set>

Parameter(s)

Set:

The program data syntax for the first parameter is defined as a <BOOLEAN PROGRAM DATA> element.

enables/disables the frequency offset generation.

ON: Enabled

OFF: Disabled

Response Syntax

<Code>

Example(s)

SOUR:DATA:TEL:ELEC:PORT:FREQ:OFFS ON

SOUR:DATA:TEL:ELEC:PORT:FREQ:OFFS?

Returns: 1

See Also

SOURce:DATA:TELecom:OPTical:PORT:FREQuency:OFFSet:VALue?

:SOURce:DATA:TELecom:ELECtrical:PORT:FREQuency:OFFSet:VALue

Description	This command sets the TX frequency offset value for electrical interfaces/signals. At *RST condition, this value is set to 0. Navigation Path: Setup > Test Configurator > Interface > Frequency > Offset (PPM)
Syntax	:SOURce:DATA:TELecom:ELECtrical:PORT:FREQuency:OFFSet:VALue <wsp><Value>
Parameter(s)	**Value**: The program data syntax for the first parameter is defined as a <DECIMAL NUMERIC PROGRAM DATA> element. Sets the offset value between the standard rate specification and the rate of input signal for the transmitter of the optical port. MAXimum: Biggest supported value MINimum: Smallest supported value DEFault: Default value
Response Syntax	<Code>
Example(s)	SOUR:DATA:TEL:ELEC:PORT:FREQ:OFFS:VAL 15 SOUR:DATA:TEL:ELEC:PORT:FREQ:OFFS:VAL? Returns: 15
See Also	SOURce:DATA:TELecom:OPTical:PORT:FREQuency:OFFSet:VALue? SENSe:DATA:TELecom:OPTical:PORT:FREQuency?

:SOURce:DATA:TELecom:ELECtrical:PORT:FREQuency:OFFSet:VALue?

Description

This query returns the TX frequency offset value for electrical interfaces/signals.

At *RST condition, this value is set to 0.

Navigation Path: Setup > Test Configurator > Interface > Frequency > Offset (PPM)

Syntax

:SOURce:DATA:TELecom:ELECtrical:PORT:FREQuency:OFFSet:VALue?[<wsp><Value>]

Parameter(s)

Value:

The program data syntax for the first parameter is defined as a <CHARACTER PROGRAM DATA> element.

Returns the offset value between the standard rate specification and the rate of input signal of the optical port.

This parameter is optional. If no token is specified, the current frequency offset value is returned.

MAXimum: Biggest value

MINimum: Smallest value

DEFault: Default value

Response Syntax

<Offset>

Response(s)

Offset:

The response data syntax for the first parameter is defined as a <NR2 NUMERIC RESPONSE DATA> element.

Returns the offset value between the standard rate specification and the rate of input signal.

Example(s)

SOUR:DATA:TEL:ELEC:PORT:FREQ:OFFS:VAL 15

SOUR:DATA:TEL:ELEC:PORT:FREQ:OFFS:VAL?

Returns: 15

See Also

SOURce:DATA:TELecom:OPTical:PORT:FREQuency:OFFSet:VALue

:SOURce:DATA:TELecom:ELECtrical:PORT:FREQuency:OFFSet?

Description

This query returns the TX frequency offset for electrical interfaces/signals.

At *RST condition, this value is set to OFF.

Navigation Path: Setup > Test Configurator > Interface > TX Frequency > Offset

Syntax

:SOURce:DATA:TELecom:ELECtrical:PORT:FREQuency:OFFSet?

Response Syntax

<Offset>

Response(s)

Offset:

The response data syntax for the first parameter is defined as a <BOOLEAN RESPONSE DATA> element.

Returns the frequency offset generation status.

1, Frequency offset generation of electrical port is enabled.

0, Frequency offset generation of electrical port is disabled.

Example(s)

SOUR:DATA:TEL:ELEC:PORT:FREQ:OFFS ON

SOUR:DATA:TEL:ELEC:PORT:FREQ:OFFS?

Returns: 1

See Also

SOURce:DATA:TELecom:OPTical:PORT:FREQuency?

:SOURce:DATA:TELecom:ELECtrical:PORT:FREQuency?

Description

This query returns the signal TX frequency for electrical interfaces/signals.

At *RST condition, this value is set to device-dependent.

Navigation Path: Setup > Test Configurator > Interface > TX frequency > Frequency

Syntax

:SOURce:DATA:TELecom:ELECtrical:PORT:FREQuency?

Response Syntax

<Frequency>

Response(s)

Frequency:

The response data syntax for the first parameter is defined as a <STRING RESPONSE DATA> element.

Returns the input signal frequency for the electrical port transmitter.

Example(s)

SOUR:DATA:TEL:ELEC:PORT:FREQ?

See Also

SOURce:DATA:TELecom:OPTical:PORT:FREQuency:OFFSet:VALue

:SOURce:DATA:TELecom:LBO

Description

This command sets the value for the Line Build Out interface.

At *RST condition, this value is set to DSX133.

Navigation Path: Setup > TestConfigurator > Interface DSn/PDH > Physical Interface > LBO

Syntax

:SOURce:DATA:TELecom:LBO <wsp><Lbo>

Parameter(s)

Lbo:

The program data syntax for the first parameter is defined as a <CHARACTER PROGRAM DATA> element.

Sets the value for the Line Build Out interface.

DSX655

DSX533

DSX399

DSX266

DSX133

LBO225TO450

LBO0TO225

LBOCABLESIM900

LBO0

LBONEG7DOT5

LBONEG12

LBONEG15

LBONEG22DOT5

Response Syntax

<Frequency>

Example(s)

SOUR:DATA:TEL:LBO DSX266

See Also

INPut:TELecom:LEVel

:SOURce:DATA:TELecom:LBO?

Description

This query returns the value for the Line Build Out interface.

At *RST condition, this value is set to DSX133.

Navigation Path: Setup > TestConfigurator > Interface DSn/PDH > Physical Interface > LBO

Syntax

:SOURce:DATA:TELecom:LBO?

Response Syntax

<Clock>

Response(s)

Clock:

The response data syntax for the first parameter is defined as a <CHARACTER RESPONSE DATA> element.

Returns the value for the Line Build Out interface.

DSX655, Returns the value as DSX655.

DSX533, Returns the value as DSX533.

DSX399, Returns the value as DSX399.

DSX266, Returns the value as DSX266.

DSX133, Returns the value as DSX133.

Lbo225To450, Returns the value as Lbo225To450,

Lbo0To225, Returns the value as Lbo0To225,

LboCableSim900, Returns the value as LboCableSim900,

LBO0, Returns the value as LBO0,

LBONEG7DOT5, Returns the value as LBONEG7DOT5,

LBONEG12, Returns the value as LBONEG12,

LBONEG15, Returns the value as LBONEG15,

LBONEG22DOT5, Returns the value as LBONEG22DOT5.

Example(s)

SOUR:DATA:TEL:LBO DSX266

SOUR:DATA:TEL:LBO?

Returns: DSX266

See Also

INPut:TELecom:LEVel?

:SOURce:DATA:TELecom:OTN:BTRaffic:PT[1..n]

Description

This command sets the background traffic for the instrument.

At *RST condition, this value is set to PRBS31.

Navigation Path: Setup > Test Configurator > Signal > Signal Configuration > Background Traffic (Mux Type PT20/Mux Type PT21)

Syntax

:SOURce:DATA:TELecom:OTN:BTRaffic:PT[1..n] <wsp><Traffic>

Parameter(s)

Traffic:

The program data syntax for the first parameter is defined as a <CHARACTER PROGRAM DATA> element.

Sets the value of the background traffic.

AIS

NCLient, NULL Client

PRBS31

UNALlocated

Response Syntax

<Clock>

Example(s)

SOUR:DATA:TEL:OTN:BTR:PT21 PRBS31

SOUR:DATA:TEL:OTN:BTR:PT21?

Returns: PRBS31

See Also

SOURce:DATA:TELecom:OTN:OTU[1..n]:E[1..n]:FEC?

:SOURce:DATA:TELecom:OTN:BTRaffic:PT[1..n]?

Description

This query returns the background traffic for the instrument.

At *RST condition, this value is set to PRBS31.

Navigation Path: Setup > Test Configurator > Signal > Signal Configuration > Background Traffic (Mux Type PT20/Mux Type PT21)

Syntax

:SOURce:DATA:TELecom:OTN:BTRaffic:PT[1..n]?

Response Syntax

<Traffic>

Response(s)

Traffic:

The response data syntax for the first parameter is defined as a <CHARACTER RESPONSE DATA> element.

Returns the value of the background traffic.

AIS

NCLient, NULL Client

PRBS31

UNALlocated

Example(s)

SOUR:DATA:TEL:OTN:BTR:PT20 PRBS31

SOUR:DATA:TEL:OTN:BTR:PT20?

Returns: PRBS31

See Also

SOURce:DATA:TELecom:OTN:OTU[1..n]:E[1..n]:FEC

:SOURce:DATA:TELecom:OTN:FEC

Description

This command enables/disables the FEC for the Transmitter (TX) mode.

At *RST condition, this value is set to ON.

Navigation Path: Setup > Test Configurator > OTU > Signal > Signal Configuration > OTU > FEC

Syntax

:SOURce:DATA:TELecom:OTN:FEC <wsp><Status>

Parameter(s)

Status:

The program data syntax for the first parameter is defined as a <BOOLEAN PROGRAM DATA> element.

Enables/disables:

ON: Enables

OFF: Disables

Response Syntax

<Traffic>

Example(s)

SOUR:DATA:TEL:OTN:FEC ON

SOUR:DATA:TEL:OTN:FEC?

Returns: 1

See Also

SOURce:DATA:TELecom:OTN:SCRambler

:SOURce:DATA:TELecom:OTN:FEC:FCA

Description

This command enables/disables the FEC-CORR Alarming.

At *RST condition, this value is set to ON.

Navigation Path: Setup > Test Configurator > OTU > Signal > Signal Configuration > FEC-CORR Alarming

Syntax

:SOURce:DATA:TELecom:OTN:FEC:FCA <wsp><Enable>

Parameter(s)

Enable:

The program data syntax for the first parameter is defined as a <BOOLEAN PROGRAM DATA> element.

Enables/disables the Forward Error Correction (FEC) correctable alarming.

ON, sets the FEC correctable alarming to ON.

OFF, sets the FEC correctable alarming to OFF.

Response Syntax

<Traffic>

Example(s)

SOUR:DATA:TEL:OTN:FEC:FCA ON

SOUR:DATA:TEL:OTN:FEC:FCA?

Returns: 1

See Also

SOURce:DATA:TELecom:OTN:FEC

:SOURce:DATA:TELecom:OTN:FEC:FCA?

Description

This query returns the enable/disable status of FEC-CORR Alarming.

At *RST condition, this value is set to ON.

Navigation Path: Setup > Test Configurator > OTU > Signal > Signal Configuration > FEC-CORR Alarming

Syntax

:SOURce:DATA:TELecom:OTN:FEC:FCA?

Response Syntax

<FecCorrectableAlarmingStatus>

Response(s)

FecCorrectableAlarmingStatus:

The response data syntax for the first parameter is defined as a <BOOLEAN RESPONSE DATA> element.

Returns the status of the Forward Error Correction (FEC) Correctable Alarming.

1, FEC correctable alarming is enabled.

0, FEC correctable alarming is disabled.

Example(s)

SOUR:DATA:TEL:OTN:FEC:FCA ON

SOUR:DATA:TEL:OTN:FEC:FCA?

Returns: 1

See Also

SOURce:DATA:TELecom:OTN:FEC

:SOURce:DATA:TELecom:OTN:FEC?

Description

This query returns the enable/disable status of FEC for the Transmitter (TX) mode.

At *RST condition, this value is set to ON.

Navigation Path: Setup > Test Configurator > OTU > Signal > Signal Configuration > OTU > FEC

Syntax

:SOURce:DATA:TELecom:OTN:FEC?

Response Syntax

<Set>

Response(s)

Set:

The response data syntax for the first parameter is defined as a <BOOLEAN RESPONSE DATA> element.

Returns the status of the Forward Error Correction (FEC) for the Transmitter (TX) mode.

1, FEC for TX mode is enabled.

0, FEC for TX mode is disabled.

Example(s)

SOUR:DATA:TEL:OTN:FEC ON

SOUR:DATA:TEL:OTN:FEC?

Returns: 1

See Also

SOURce:DATA:TELecom:OTN:SCRambler?

:SOURce:DATA:TELecom:OTN:OTU[1..n]:E[1..n]:SCRambler

Description

This command enables/disables the scrambler for overclocked rates OTU3e1/2 of the transmitter.

At *RST condition, this value is set to ON.

Navigation Path: Setup > Test Configurator > Signal > Signal Configuration > OTU3e(1/2) > Scrambler

NOTE: For :E[1..n]:, use :E: for OTU1e/2e.

Syntax

:SOURce:DATA:TELecom:OTN:OTU[1..n]:E[1..n]:SCRambler <wsp><Status>

Parameter(s)

Status:

The program data syntax for the first parameter is defined as a <BOOLEAN PROGRAM DATA> element.

Enables/disables:

ON: Enables

OFF: Disables

Response Syntax

<Set>

Example(s)

SOUR:DATA:TEL:OTN:OTU3:E1:SCR ON

SOUR:DATA:TEL:OTN:OTU3:E1:SCR?

Returns: 1

See Also

SOURce:DATA:TELecom:OTN:OTU[1..n]:E[1..n]:FEC?

:SOURce:DATA:TELecom:OTN:OTU[1..n]:E[1..n]:SCRambler?

Description

This query returns the status of scrambler for overclocked rates OTU3e1/2 of the transmitter.

At *RST condition, this value is set to ON.

Navigation Path: Setup > Test Configurator > Signal > Signal Configuration > OTU3e(1/2) > Scrambler

NOTE: For :E[1..n]:, use :E: for OTU1e/2e.

Syntax

:SOURce:DATA:TELecom:OTN:OTU[1..n]:E[1..n]:SCRambler?

Response Syntax

<Set>

Response(s)

Set:

The response data syntax for the first parameter is defined as a <BOOLEAN RESPONSE DATA> element.

Returns the status of the scrambler for the transmitter.

1, returns the scrambler as ON.

0, returns the scrambler as OFF.

Example(s)

SOUR:DATA:TEL:OTN:OTU3:E1:SCR ON

SOUR:DATA:TEL:OTN:OTU3:E1:SCR?

Returns: 1

See Also

SOURce:DATA:TELecom:OTN:OTU[1..n]:E[1..n]:FEC

:SOURce:DATA:TELecom:OTN:OTU[1..n]:F:SCRambler

Description

This command enables/disables the scrambler for non-standard rates OTU1/2 f of the receiver.

At *RST condition, this value is set to ON.

Navigation Path: Setup > Test Configurator > Signal > Signal Configuration > Scrambler

Syntax

:SOURce:DATA:TELecom:OTN:OTU[1..n]:F:SCRambler <wsp><Status>

Parameter(s)

Status:

The program data syntax for the first parameter is defined as a <BOOLEAN PROGRAM DATA> element.

Enables/disables:

ON: Enables

OFF: Disables

Response Syntax

<Set>

Example(s)

SOUR:DATA:TEL:OTN:OTU1:F:SCR ON

SOUR:DATA:TEL:OTN:OTU1:F:SCR?

Returns: 1

See Also

SENSe:DATA:TELecom:OTN:OTU[1..n]:E:SCRambler?

:SOURce:DATA:TELecom:OTN:OTU[1..n]:F:SCRambler?

Description

This query returns the status of the scrambler for non-standard rates OTU1e/2e of the receiver.

At *RST condition, this value is set to ON.

Navigation Path: Setup > Test Configurator > Signal > Signal Configuration > Scrambler

Syntax

:SOURce:DATA:TELecom:OTN:OTU[1..n]:F:SCRambler?

Response Syntax

<Set>

Response(s)

Set:

The response data syntax for the first parameter is defined as a <BOOLEAN RESPONSE DATA> element.

Returns the status of the scrambler for the receiver.

0, status of the scrambler for the receiver is disabled.

1, status of the scrambler for the receiver is enabled.

Example(s)

SOUR:DATA:TEL:OTN:OTU1:F:SCR ON

SOUR:DATA:TEL:OTN:OTU1:F:SCR?

Returns: 1

See Also

SENSe:DATA:TELecom:OTN:OTU[1..n]:E:SCRambler

:SOURce:DATA:TELecom:OTN:OTU[1..n]:SCRambler

Description

This command enables/disables the scrambler for the Transmitter (TX) mode.

At *RST condition, this value is set to ON.

Navigation Path: Setup > Test Configurator > Signal > Signal Configuration > OTU > Scrambler

Syntax

:SOURce:DATA:TELecom:OTN:OTU[1..n]:SCRambler <wsp><Status>

Parameter(s)

Status:

The program data syntax for the first parameter is defined as a <BOOLEAN PROGRAM DATA> element.

Enables/disables:

ON: Enables

OFF: Disables

Response Syntax

<Set>

Example(s)

SOUR:DATA:TEL:OTN:OTU1:SCR ON

SOUR:DATA:TEL:OTN:OTU1:SCR?

Returns: 1

See Also

SOURce:DATA:TELecom:OTN:FEC

:SOURce:DATA:TELecom:OTN:OTU[1..n]:SCRambler?

Description

This query returns the status of scrambler for the Transmit (TX) mode.

At *RST condition, this value is set to ON.

Navigation Path: Setup > Test Configurator > Signal > Signal Configuration > OTU > Scrambler

Syntax

:SOURce:DATA:TELecom:OTN:OTU[1..n]:SCRambler?

Response Syntax

<Set>

Response(s)

Set:

The response data syntax for the first parameter is defined as a <BOOLEAN RESPONSE DATA> element.

Returns the status of the scrambler for the Transmitter (TX) mode.

1, scrambler for TX mode is enabled.

0, scrambler for TX mode is disabled.

Example(s)

SOUR:DATA:TEL:OTN:OTU3:SCR ON

SOUR:DATA:TEL:OTN:OTU3:SCR?

Returns: 1

See Also

SOURce:DATA:TELecom:OTN:FEC?

Frequency

:FETCh:DATA:TELecom:OPTical:PORT:FREQuency:OFFSet?

Description	This Query returns the live TX current frequency offset. At *RST condition, this value is set to device-dependent. Navigation Path: Setup > Test Configurator > Interface Block > Frequency - Offset - Sweep
Syntax	:FETCh:DATA:TELecom:OPTical:PORT:FREQuency:OFFSet?
Response Syntax	<Current Offset>
Response(s)	**Current Offset**: The response data syntax for the first parameter is defined as a <NR1 NUMERIC RESPONSE DATA> element. Returns live TX current frequency offset.
Example(s)	FETC:DATA:TEL:OPT:PORT:FREQ:OFFS?
See Also	FETCh:DATA:TELecom:SDHSonet:LOP:POINter:OFFSet?

:SENSe:DATA:TELecom:OPTical:PORT:FREQuency:NEGative?

Description

This query returns the maximum negative RX frequency offset for optical interfaces/signals.

At *RST condition, this value is set to device-dependent.

Navigation Path: Setup > Test Configurator > Interface/Frequency > RX Frequency > Max Negative Offset (PPM)

Syntax

:SENSe:DATA:TELecom:OPTical:PORT:FREQuency:NEGative?[<wsp><Lane>]

Parameter(s)

Lane:

The program data syntax for the first parameter is defined as a <DECIMAL NUMERIC PROGRAM DATA> element.

Selects the lane number.

Response Syntax

<Noffset>

Response(s)

Noffset:

The response data syntax for the first parameter is defined as a <NR2 NUMERIC RESPONSE DATA> element.

Returns the negative frequency of the input signal.

Example(s)

SENS:DATA:TEL:OPT:PORT:FREQ:NEG? 0

See Also

SENSe:DATA:TELecom:OPTical:PORT:FREQuency:POSitive?

:SENSe:DATA:TELecom:OPTical:PORT:FREQuency:OFFSet:VALue?

Description	This query returns the RX frequency offset value for optical interfaces/signals. At *RST condition, this value is set to device-dependent. Navigation Path: Setup > Test Configurator > Interface/Frequency > RX Frequency > Offset (PPM)
Syntax	:SENSe:DATA:TELecom:OPTical:PORT:FREQuency:OFFSet:VALue?[<wsp><Lane>]
Parameter(s)	**Lane**: The program data syntax for the first parameter is defined as a <DECIMAL NUMERIC PROGRAM DATA> element. Selects the lane number.
Response Syntax	<Offset>
Response(s)	**Offset**: The response data syntax for the first parameter is defined as a <NR2 NUMERIC RESPONSE DATA> element. Returns the frequency offset value for the receiver.
Example(s)	SENS:DATA:TEL:OPT:PORT:FREQ:OFFS:VAL?
See Also	SENSe:DATA:TELecom:OPTical:TX:POWer?

:SENSe:DATA:TELecom:OPTical:PORT:FREQuency:POSitive?

Description

This query returns the maximum positive RX frequency offset for optical interfaces/signals.

At *RST condition, this value is set to device-dependent.

Navigation Path: Setup > Test Configurator > Interface/Frequency > RX Frequency > Max Positive Offset (PPM)

Syntax

:SENSe:DATA:TELecom:OPTical:PORT:FREQuency:POSitive?[<wsp><Lane>]

Parameter(s)

Lane:

The program data syntax for the first parameter is defined as a <DECIMAL NUMERIC PROGRAM DATA> element.

Selects the lane number.

Response Syntax

<Poffset>

Response(s)

Poffset:

The response data syntax for the first parameter is defined as a <NR2 NUMERIC RESPONSE DATA> element.

Returns the positive frequency of the input signal.

Example(s)

SENS:DATA:TEL:OPT:PORT:FREQ:POS? 0

See Also

SENSe:DATA:TELecom:OPTical:PORT:FREQuency:NEGative?

:SENSe:DATA:TELecom:OPTical:PORT:FREQuency?

Description

This query returns the RX frequency for optical interfaces/signals.

At *RST condition, this value is set to device-dependent.

Navigation Path: Setup > Test Configurator > Interface/Frequency > RX Frequency > Frequency (GHz)

Syntax

:SENSe:DATA:TELecom:OPTical:PORT:FREQuency?[<wsp><Lane>]

Parameter(s)

Lane:

The program data syntax for the first parameter is defined as a <DECIMAL NUMERIC PROGRAM DATA> element.

Selects the lane number.

Response Syntax

<Frequency>

Response(s)

Frequency:

The response data syntax for the first parameter is defined as a <STRING RESPONSE DATA> element.

Returns the frequency of the input signal for the receiver.

Example(s)

SENS:DATA:TEL:OPT:PORT:FREQ? 0

See Also

SENSe:DATA:TELecom:OPTical:PORT:FREQuency:POSitive?

:SOURce:DATA:TELecom:OPTical:PORT:FREQuency:OFFSet

Description

This command enables the TX frequency offset for optical interfaces/signals.

At *RST condition, this value is set to OFF.

Navigation Path: Setup > Test Configurator > Interface/Frequency > TX Frequency > Offset

Syntax

:SOURce:DATA:TELecom:OPTical:PORT:FREQuency:OFFSet <wsp><Status>

Parameter(s)

Status:

The program data syntax for the first parameter is defined as a <BOOLEAN PROGRAM DATA> element.

Enables/disables:

ON: Enables

OFF: Disables

Response Syntax

<Frequency>

Example(s)

SOUR:DATA:TEL:OPT:PORT:FREQ:OFFS:VAL 15

SOUR:DATA:TEL:OPT:PORT:FREQ:OFFS ON

SOUR:DATA:TEL:OPT:PORT:FREQ:OFFS?

Returns: 1

See Also

SOURce:DATA:TELecom:OPTical:PORT:FREQuency:OFFSet:VALue?

:SOURce:DATA:TELecom:OPTical:PORT:FREQuency:OFFSet:MAXimum

Description	This command sets the maximum TX frequency for Sweep offset. At *RST condition, this value is set to 100. Navigation Path: Setup > Test Configurator > Interface Block > Frequency - Offset Sweep > Range
Syntax	:SOURce:DATA:TELecom:OPTical:PORT:FREQuency:OFFSet:MAXimum <wsp><Offset>
Parameter(s)	**Offset**: The program data syntax for the first parameter is defined as a <DECIMAL NUMERIC PROGRAM DATA> element. Set the maximum TX frequency offset. MAXimum: Biggest supported value MINimum: Smallest supported value
Response Syntax	<Frequency>
Example(s)	SOUR:DATA:TEL:OPT:PORT:FREQ:OFFS:MAX 20
See Also	SOURce:DATA:TELecom:OPTical:PORT:FREQuency:OFFSet:MINimum

:SOURce:DATA:TELecom:OPTical:PORT:FREQuency:OFFSet:MAXimum?

Description

This query returns the maximum TX frequency for Sweep offset.

At *RST condition, this value is set to 100.

Navigation Path: Setup > Test Configurator > Interface Block > Frequency - Offset - Sweep > Range

Syntax

:SOURce:DATA:TELecom:OPTical:PORT:FREQuency:OFFSet:MAXimum?[<wsp><Offset>]

Parameter(s)

Offset:

The program data syntax for the first parameter is defined as a <CHARACTER PROGRAM DATA> element.

Set the maximum TX frequency offset.

MAXimum: Biggest supported value

MINimum: Smallest supported value

Response Syntax

<Offset>

Response(s)

Offset:

The response data syntax for the first parameter is defined as a <NR1 NUMERIC RESPONSE DATA> element.

Returns the maximum TX frequency offset

Example(s)

SOUR:DATA:TEL:OPT:PORT:FREQ:OFFS:MAX 20

SOUR:DATA:TEL:OPT:PORT:FREQ:OFFS:MAX?

Returns: 20

See Also

SOURce:DATA:TELecom:OPTical:PORT:FREQuency:OFFSet:MINimum?

:SOURce:DATA:TELecom:OPTical:PORT:FREQuency:OFFSet:METHod

Description	This command sets the TX frequency offset method. At *RST condition, this value is set to Fixed. Navigation Path: Setup > Test Configurator > Interface Block > Frequency - Offset - Fixed/Sweep
Syntax	:SOURce:DATA:TELecom:OPTical:PORT:FREQuency:OFFSet:METHod <wsp><Method>
Parameter(s)	**Method**: The program data syntax for the first parameter is defined as a <CHARACTER PROGRAM DATA> element. Selects the type of TX frequency offset method. FIXED SWEEP
Response Syntax	<Offset>
Example(s)	SOUR:DATA:TEL:OPT:PORT:FREQ:OFFS:METH FIXED
See Also	:SOURce:DATA:TELecom:OPTical:PORT:FREQuency:OFFSet

:SOURce:DATA:TELecom:OPTical:PORT:FREQuency:OFFSet:METHod?

Description

This query returns the TX Frequency Offset Method.

At *RST condition, this value is set to Fixed.

Navigation Path: Setup > Test Configurator > Interface Block >Frequency - Offset - Fixed/Sweep

Syntax

:SOURce:DATA:TELecom:OPTical:PORT:FREQuency:OFFSet:METHod?

Response Syntax

<Method>

Response(s)

Method:

The response data syntax for the first parameter is defined as a <CHARACTER RESPONSE DATA> element.

Returns the TX frequency offset method selected.

FIXED

SWEEP

Example(s)

SOUR:DATA:TEL:OPT:PORT:FREQ:OFFS:METH FIXED

SOUR:DATA:TEL:OPT:PORT:FREQ:OFFS:METH?

Returns: FIXED

See Also

:SOURce:DATA:TELecom:OPTical:PORT:FREQuency:OFFSet?

:SOURce:DATA:TELecom:OPTical:PORT:FREQuency:OFFSet:MINimum

Description	This command sets the minimum TX frequency for Sweep offset. At *RST condition, this value is set to -100. Navigation Path: Setup > Test Configurator > Interface Block > Frequency - Offset - Sweep > Range
Syntax	:SOURce:DATA:TELecom:OPTical:PORT:FREQuency:OFFSet:MINimum <wsp><Offset>
Parameter(s)	**Offset**: The program data syntax for the first parameter is defined as a <DECIMAL NUMERIC PROGRAM DATA> element. Set the minimum TX frequency offset. MAXimum: Biggest supported value MINimum: Smallest supported value
Response Syntax	<Method>
Example(s)	SOUR:DATA:TEL:OPT:PORT:FREQ:OFFS:MIN 20
See Also	SOURce:DATA:TELecom:OPTical:PORT:FREQuency:OFFSet:MAXimum

:SOURce:DATA:TELecom:OPTical:PORT:FREQuency:OFFSet:MINimum?

Description

This query returns the minimum TX frequency for Sweep offset.

At *RST condition, this value is set to -100.

Navigation Path: Setup > Test Configurator > Interface Block > Frequency - Offset - Sweep > Range

Syntax

:SOURce:DATA:TELecom:OPTical:PORT:FREQuency:OFFSet:MINimum?[<wsp><Offset>]

Parameter(s)

Offset:

The program data syntax for the first parameter is defined as a <CHARACTER PROGRAM DATA> element.

Returns the minimum TX frequency offset.

MAXimum: Biggest supported value

MINimum: Smallest supported value

Response Syntax

<Offset>

Response(s)

Offset:

The response data syntax for the first parameter is defined as a <NR1 NUMERIC RESPONSE DATA> element.

Returns the minimum TX frequency offset

Example(s)

SOUR:DATA:TEL:OPT:PORT:FREQ:OFFS:MIN -20

SOUR:DATA:TEL:OPT:PORT:FREQ:OFFS:MIN?

Returns: -20

See Also

SOURce:DATA:TELecom:OPTical:PORT:FREQuency:OFFSet:MAXimum?

:SOURce:DATA:TELecom:OPTical:PORT:FREQuency:OFFSet:VALue

Description	This command sets the TX frequency offset value for optical interfaces/signals. At *RST condition, this value is set to 0. Navigation Path: Setup > Test Configurator > Interface/Frequency > Frequency > Offset (ppm)
Syntax	:SOURce:DATA:TELecom:OPTical:PORT:FREQuency:OFFSet:VALue <wsp><Value>
Parameter(s)	**Value**: The program data syntax for the first parameter is defined as a <DECIMAL NUMERIC PROGRAM DATA> element. Sets the offset value between the standard rate specification and the rate of input signal. MAXimum: Biggest supported offset value MINimum: Smalllest supported offset value
Response Syntax	<Offset>
Example(s)	SOUR:DATA:TEL:OPT:PORT:FREQ:OFFS:VAL 15 SOUR:DATA:TEL:OPT:PORT:FREQ:OFFS:VAL? Returns: 15
See Also	SOURce:DATA:TELecom:OPTical:PORT:FREQuency:OFFSet:VALue? SENSe:DATA:TELecom:OPTical:PORT:FREQuency?

:SOURce:DATA:TELecom:OPTical:PORT:FREQuency:OFFSet:VALue?

Description

This query returns the TX frequency offset for optical interfaces/signals.

At *RST condition, this value is set to 0.

Navigation Path: Setup > Test Configurator > Interface/Frequency > Frequency > Offset (PPM)

Syntax

:SOURce:DATA:TELecom:OPTical:PORT:FREQuency:OFFSet:VALue?[<wsp><Offset>]

Parameter(s)

Offset:

The program data syntax for the first parameter is defined as a <CHARACTER PROGRAM DATA> element.

Returns the offset value between the standard rate specification and the rate of input signal.

This parameter is optional. If no token is specified, the current frequency offset value is returned.

MAXimum: Biggest offset value

MINimum: Smallest offset value

Response Syntax

<Offset>

Response(s)

Offset:

The response data syntax for the first parameter is defined as a <NR2 NUMERIC RESPONSE DATA> element.

Returns the offset value between the standard rate specification and the rate of input signal.

Example(s)

SOUR:DATA:TEL:OPT:PORT:FREQ:OFFS:VAL 15

SOUR:DATA:TEL:OPT:PORT:FREQ:OFFS:VAL?

Returns: 15

See Also

SOURce:DATA:TELecom:OPTical:PORT:FREQuency:OFFSet:VALue

:SOURce:DATA:TELecom:OPTical:PORT:FREQuency:OFFSet?

Description	This query returns the TX frequency offset status for optical interfaces/signals. At *RST condition, this value is set to OFF. Navigation Path: Setup > Test Configurator > Interface/Frequency > TX Frequency > Offset
Syntax	:SOURce:DATA:TELecom:OPTical:PORT:FREQuency:OFFSet?
Response Syntax	<Offset>
Response(s)	**Offset**: The response data syntax for the first parameter is defined as a <BOOLEAN RESPONSE DATA> element. Returns the frequency offset generation status.
Example(s)	SOUR:DATA:TEL:OPT:PORT:FREQ:OFFS:VAL 15 SOUR:DATA:TEL:OPT:PORT:FREQ:OFFS ON SOUR:DATA:TEL:OPT:PORT:FREQ:OFFS? Returns: 1
See Also	SOURce:DATA:TELecom:OPTical:PORT:FREQuency:OFFSet:VALue

:SOURce:DATA:TELecom:OPTical:PORT:FREQuency?

Description

This query returns the TX frequency for optical interfaces/signals.

At *RST condition, this value is set to device-dependent.

Navigation Path: Setup > Test Configurator > Interface/Frequency > TX frequency

Syntax

:SOURce:DATA:TELecom:OPTical:PORT:FREQuency?

Response Syntax

<Frequency>

Response(s)

Frequency:

The response data syntax for the first parameter is defined as a <STRING RESPONSE DATA> element.

Returns the frequency of the input signal for the transmitter.

Example(s)

SOUR:DATA:TEL:OPT:PORT:FREQ?

See Also

SENSe:DATA:TELecom:OPTical:PORT:FREQuency?

SOURce:DATA:TELecom:OPTical:PORT:FREQuency:OFFSet:VALue

Traces (OTN)

:SENSe:DATA:TELecom:OTN:ODU[1..n]:E[1..n]:TCM[1..n]:TTI:DAPI:EXPected

Description

This command sets the ODU1e/2e/3e1/3e2 TCM DAPI Expected Message.

At *RST condition, this value is set to EXFO TCMn DAPI.

Navigation Path: Setup > Test Configurator > OTUn > Traces > ODUn > TCMn > DAPI - Expected Message

Navigation Path: Results > Traces > OTN > ODUn > ODUn TCM TTI Traces > TCMn > DAPI - Expected Message

NOTE: For :E[1..n]:, use :E: for ODU1e/2e.

Syntax

:SENSe:DATA:TELecom:OTN:ODU[1..n]:E[1..n]:TCM[1..n]:TTI:DAPI:EXPected <wsp><Message>

Parameter(s)

Message:

The program data syntax for the first parameter is defined as a <STRING PROGRAM DATA> element.

Sets the expected message.

Response Syntax

<Set>

Example(s)

SENS:DATA:TEL:OTN:ODU3:E1:TCM1:TTI:TIM DAPI,ON

SENS:DATA:TEL:OTN:ODU3:E1:TCM1:TTI:DAPI:EXP EXFO TCM1 DAPI

SENS:DATA:TEL:OTN:ODU3:E1:TCM1:TTI:DAPI:EXP?

Returns: EXFO TCM1 DAPI

See Also

SENSe:DATA:TELecom:OTN:OTU[1..n]:TTI:DAPI:EXPected?

:SENSe:DATA:TELecom:OTN:ODU[1..n]:E[1..n]:TCM[1..n]:TTI:DAPI:EXPected?

Description

This quere retruns the ODU1e/2e/3e1/3e2 TCM DAPI Expected Message.

At *RST condition, this value is set to EXFO TCMn DAPI.

Navigation Path: Setup > Test Configurator > OTUn > Traces > ODUn > TCMn > DAPI - Expected Message

Navigation Path: Results > Traces > OTN > ODUn > ODUn TCM TTI Traces > TCMn > DAPI - Expected Message

NOTE: For :E[1..n]:, use :E: for ODU1e/2e.

Syntax

:SENSe:DATA:TELecom:OTN:ODU[1..n]:E[1..n]:TCM[1..n]:TTI:DAPI:EXPected?

Response Syntax

<Message>

Response(s)

Message:

The response data syntax for the first parameter is defined as a <STRING RESPONSE DATA> element.

Returns the expected message for the instrument.

Example(s)

SENS:DATA:TEL:OTN:ODU3:E1:TCM1:TTI:TIM DAPI,ON

SENS:DATA:TEL:OTN:ODU3:E1:TCM1:TTI:DAPI:EXP EXFO TCM1 DAPI

SENS:DATA:TEL:OTN:ODU3:E1:TCM1:TTI:DAPI:EXP?

Returns: EXFO TCM1 DAPI

See Also

SENSe:DATA:TELecom:OTN:OTU[1..n]:TTI:DAPI:EXPected

:SENSe:DATA:TELecom:OTN:ODU[1..n]:E[1..n]:TCM[1..n]:TTI:SAPI:EXPected

Description

This command sets the ODU1e/2e/3e1/3e2 TCM SAPI Expected Message.

At *RST condition, this value is set to EXFO TCMn SAPI.

Navigation Path: Setup > Test Configurator > OTUn > Traces > ODUn > TCMn > SAPI - Expected Message

Navigation Path: Results > Traces > OTN > ODUn > ODUn TCM TTI Traces > TCMn > SAPI - Expected Message

NOTE: For :E[1..n]:, use :E: for ODU1e/2e.

Syntax

:SENSe:DATA:TELecom:OTN:ODU[1..n]:E[1..n]:TCM[1..n]:TTI:SAPI:EXPected <wsp><Message>

Parameter(s)

Message:

The program data syntax for the first parameter is defined as a <STRING PROGRAM DATA> element.

Sets the expected message.

Response Syntax

<Message>

Example(s)

SENS:DATA:TEL:OTN:ODU3:E1:TCM1:TTI:TIM SAPI,ON

SENS:DATA:TEL:OTN:ODU3:E1:TCM1:TTI:SAPI:EXP EXFO TCM1 SAPI

SENS:DATA:TEL:OTN:ODU3:E1:TCM1:TTI:SAPI:EXP?

Returns: EXFO TCM1 SAPI

See Also

SENSe:DATA:TELecom:OTN:OTU[1..n]:TTI:SAPI:EXPected?

:SENSe:DATA:TELecom:OTN:ODU[1..n]:E[1..n]:TCM[1..n]:TTI:SAPI:EXPected?

Description

This query returns the ODU1e/2e/3e1/3e2 TCM SAPI Expected Message.

At *RST condition, this value is set to EXFO TCMn SAPI.

Navigation Path: Setup > Test Configurator > OTUn > Traces > ODUn > TCMn > SAPI - Expected Message

Navigation Path: Results > Traces > OTN > ODUn > ODUn TCM TTI Traces > TCMn > SAPI - Expected Message

NOTE: For :E[1..n]:, use :E: for ODU1e/2e.

Syntax

:SENSe:DATA:TELecom:OTN:ODU[1..n]:E[1..n]:TCM[1..n]:TTI:SAPI:EXPected?

Response Syntax

<Message>

Response(s)

Message:

The response data syntax for the first parameter is defined as a <STRING RESPONSE DATA> element.

Returns the expected message for the instrument.

Example(s)

SENS:DATA:TEL:OTN:ODU3:E1:TCM1:TTI:TIM SAPI,ON

SENS:DATA:TEL:OTN:ODU3:E1:TCM1:TTI:SAPI:EXP EXFO TCM1 SAPI

SENS:DATA:TEL:OTN:ODU3:E1:TCM1:TTI:SAPI:EXP?

Returns: EXFO TCM1 SAPI

See Also

SENSe:DATA:TELecom:OTN:OTU[1..n]:TTI:SAPI:EXPected

:SENSe:DATA:TELecom:OTN:ODU[1..n]:E[1..n]:TCM[1..n]:TTI:TIM

Description

This command enables/disables the ODU1e/2e/3e1/3e2 SAPI/DAPI TCM Trace Identifier Mismatch (TIM).

At *RST condition, this value is set to ON.

Navigation Path: Setup > Test Configurator > OTUn > Traces > ODUn > TCMn > SAPI/DAPI TCM-TIM

Navigation Path: Results > Traces > OTN > ODUn > TCMn > SAPI/DAPI TCM-TIM

NOTE: For :E[1..n]:, use :E: for ODU1e/2e.

Syntax

:SENSe:DATA:TELecom:OTN:ODU[1..n]:E[1..n]:TCM[1..n]:TTI:TIM <wsp><Etim>, <Set>

Parameter(s)

Etim:

The program data syntax for the first parameter is defined as a <CHARACTER PROGRAM DATA> element.

enables/disables the TIM (Trace Identifier Mismatch).

SAPI: the SAPI which allows editing of the SAPI (Source Access Point Identifier) message to be generated.

DAPI: the DAPI which allows editing of the DAPI (Destination Access Point Identifier) message to be generated.

Set:

The program data syntax for the second parameter is defined as a <BOOLEAN PROGRAM DATA> element.

enables/disables the Trace Identifier Mismatch (TIM)

ON, enables the Trace Identifier Mismatch (TIM).

OFF, disables the Trace Identifier Mismatch (TIM).

Response Syntax

<Message>

Example(s)

SENS:DATA:TEL:OTN:ODU3:E1:TCM1:TTI:TIM SAPI,ON

SENS:DATA:TEL:OTN:ODU3:E1:TCM1:TTI:TIM? SAPI

Returns: 1

See Also

SENSe:DATA:TELecom:OTN:OTU[1..n]:TTI:TIM?

:SENSe:DATA:TELecom:OTN:ODU[1..n]:E[1..n]:TCM[1..n]:TTI:TIM?

Description

This query returns the state of the ODU3e1/e2 SAPI/DAPI TCM Trace Identifier Mismatch (TIM).

At *RST condition, this value is set to ON.

Navigation Path: Setup > Test Configurator > OTUn > Traces > ODUn > TCM > SAPI/DAPI TCM-TIM

Navigation Path: Results > Traces > OTN > ODUn > TCM > SAPI/DAPI TCM-TIM

Syntax

:SENSe:DATA:TELecom:OTN:ODU[1..n]:E[1..n]:TCM[1..n]:TTI:TIM? <wsp><Etim>

Parameter(s)

Etim:

The program data syntax for the first parameter is defined as a <CHARACTER PROGRAM DATA> element.

enables/disables the TIM (Trace Identifier Mismatch).

SAPI: the SAPI which allows editing of the SAPI (Source Access Point Identifier) message to be generated.

DAPI: the DAPI which allows editing of the DAPI (Destination Access Point Identifier) message to be generated.

Response Syntax

<Set>

Response(s)

Set:

The response data syntax for the first parameter is defined as a <BOOLEAN RESPONSE DATA> element.

Returns the status of Trace Identifier Mismatch (TIM).

ON, enables the Trace Identifier Mismatch (TIM).

OFF, disables the Trace Identifier Mismatch (TIM).

Example(s)

SENS:DATA:TEL:OTN:ODU3:E1:TCM1:TTI:TIM SAPI,ON

SENS:DATA:TEL:OTN:ODU3:E1:TCM1:TTI:TIM? SAPI

Returns: 1

See Also

SENSe:DATA:TELecom:OTN:OTU[1..n]:TTI:TIM

:SENSe:DATA:TELecom:OTN:ODU[1..n]:E[1..n]:TTI:DAPI:EXPected

Description

This command sets the ODU1e/2e/3e1/3e2 PM DAPI expected message.

At *RST condition, this value is set to EXFO ODU DAPI.

Navigation Path: Setup > Test Configurator > OTUn > Traces > ODUn > PM TTI Traces > DAPI - Expected Message

Navigation Path: Results > Traces > OTN > ODUn > DAPI - Expected Message

NOTE: For :E[1..n]:, use :E: for ODU1e/2e.

Syntax

:SENSe:DATA:TELecom:OTN:ODU[1..n]:E[1..n]:TTI:DAPI:EXPected <wsp><Message>

Parameter(s)

Message:

The program data syntax for the first parameter is defined as a <STRING PROGRAM DATA> element.

Sets the expected message.

Response Syntax

<Set>

Example(s)

SENS:DATA:TEL:OTN:ODU3:E1:TTI:TIM DAPI,ON

SENS:DATA:TEL:OTN:ODU3:E1:TTI:DAPI:EXP EXFO ODU DAPI

SENS:DATA:TEL:OTN:ODU3:E1:TTI:DAPI:EXP?

Returns: EXFO ODU DAPI

See Also

SENSe:DATA:TELecom:OTN:OTU[1..n]:E[1..n]:TTI:TIM

SENSe:DATA:TELecom:OTN:OTU[1..n]:E[1..n]:TTI:DAPI:EXPected?

:SENSe:DATA:TELecom:OTN:ODU[1..n]:E[1..n]:TTI:DAPI:EXPected?

Description

This query returns the ODU1e/2e/3e1/3e2 PM DAPI expected message.

At *RST condition, this value is set to EXFO ODU DAPI.

Navigation Path: Setup > Test Configurator > OTUn > Traces > ODUn > PM TTI Traces > DAPI - Expected Message

Navigation Path: Results > Traces > OTN > ODUn > DAPI - Expected Message

NOTE: For :E[1..n]:, use :E: for ODU1e/2e.

Syntax

:SENSe:DATA:TELecom:OTN:ODU[1..n]:E[1..n]:TTI:DAPI:EXPected?

Response Syntax

<Message>

Response(s)

Message:

The response data syntax for the first parameter is defined as a <STRING RESPONSE DATA> element.

Returns the expected message for the instrument.

Example(s)

SENS:DATA:TEL:OTN:ODU3:E1:TTI:TIM DAPI,ON

SENS:DATA:TEL:OTN:ODU3:E1:TTI:DAPI:EXP EXFO ODU DAPI

SENS:DATA:TEL:OTN:ODU3:E1:TTI:DAPI:EXP?

Returns: EXFO ODU DAPI

See Also

SENSe:DATA:TELecom:OTN:OTU[1..n]:E[1..n]:TTI:TIM

SENSe:DATA:TELecom:OTN:OTU[1..n]:E[1..n]:TTI:DAPI:EXPected

:SENSe:DATA:TELecom:OTN:ODU[1..n]:E[1..n]:TTI:SAPI:EXPected

Description	This command sets the ODU1e/2e/3e1/3e2 PM SAPI expected message. At *RST condition, this value is set to EXFO ODU SAPI. Navigation Path: Setup > Test Configurator > OTUn > Traces > ODUn > PM TTI Traces > SAPI - Expected Message Navigation Path: Results > Traces > OTN > ODU3n > PM TTI Traces > SAPI - Expected Message NOTE: For :E[1..n]:, use :E: for ODU1e/2e.
Syntax	:SENSe:DATA:TELecom:OTN:ODU[1..n]:E[1..n]:TTI:SAPI:EXPected <wsp><Message>
Parameter(s)	**Message**: The program data syntax for the first parameter is defined as a <STRING PROGRAM DATA> element. Sets the expected message.
Response Syntax	<Message>
Example(s)	SENS:DATA:TEL:OTN:ODU3:E1:TTI:TIM SAPI,ON SENS:DATA:TEL:OTN:ODU3:E1:TTI:SAPI:EXP EXFO ODU SAPI SENS:DATA:TEL:OTN:ODU3:E1:TTI:SAPI:EXP? Returns: EXFO ODU SAPI
See Also	SENSe:DATA:TELecom:OTN:OTU[1..n]:E[1..n]:TTI:TIM SENSe:DATA:TELecom:OTN:OTU[1..n]:E[1..n]:TTI:SAPI:EXPected?

:SENSe:DATA:TELecom:OTN:ODU[1..n]:E[1..n]:TTI:SAPI:EXPected?

Description

This query returns the ODU1e/2e/3e1/3e2 PM SAPI expected message.

At *RST condition, this value is set to EXFO ODU SAPI.

Navigation Path: Setup > Test Configurator > OTUn > Traces > ODUn > PM TTI Traces > SAPI - Expected Message

Navigation Path: Results > Traces > OTN > ODU3n > PM TTI Traces > SAPI - Expected Message

NOTE: For :E[1..n]:, use :E: for ODU1e/2e.

Syntax

:SENSe:DATA:TELecom:OTN:ODU[1..n]:E[1..n]:TTI:SAPI:EXPected?

Response Syntax

<Message>

Response(s)

Message:

The response data syntax for the first parameter is defined as a <STRING RESPONSE DATA> element.

Returns the expected message for the instrument.

Example(s)

SENS:DATA:TEL:OTN:ODU3:E1:TTI:TIM SAPI, ON

SENS:DATA:TEL:OTN:ODU3:E1:TTI:SAPI:EXP EXFO ODU SAPI

SENS:DATA:TEL:OTN:ODU3:E1:TTI:SAPI:EXP?

Returns: EXFO ODU SAPI

See Also

SENSe:DATA:TELecom:OTN:OTU[1..n]:E[1..n]:TTI:TIM

SENSe:DATA:TELecom:OTN:OTU[1..n]:E[1..n]:TTI:SAPI:EXPected

:SENSe:DATA:TELecom:OTN:ODU[1..n]:E[1..n]:TTI:TIM

Description

This command enables/disables the ODU3e1/e2 SAPI/DAPI Trace Identifier Mismatch (TIM).

At *RST condition, this value is set to ON.

Navigation Path: Setup > Test Configurator > OTU1e/2e / OTU3e1/e2 > Traces > ODU3e1/e2 > PM TTI Traces > SAPI/DAPI ODU-TIM

Navigation Path: Results > Traces > OTN > ODU3e1/e2 > PM TTI Traces > SAPI/DAPI ODU-TIM

Syntax

:SENSe:DATA:TELecom:OTN:ODU[1..n]:E[1..n]:TTI:TIM <wsp><Etim>, <Set>

Parameter(s)

Etim:

The program data syntax for the first parameter is defined as a <CHARACTER PROGRAM DATA> element.

enables/disables the TIM (Trace Identifier Mismatch).

SAPI: the SAPI which allows editing of the SAPI (Source Access Point Identifier) message to be generated.

DAPI: the DAPI which allows editing of the DAPI (Destination Access Point Identifier) message to be generated.

Set:

The program data syntax for the second parameter is defined as a <BOOLEAN PROGRAM DATA> element.

enables/disables the Trace Identifier Mismatch (TIM)

ON, enables the Trace Identifier Mismatch (TIM).

OFF, disables the Trace Identifier Mismatch (TIM).

Response Syntax

<Message>

Example(s)

SENS:DATA:TEL:OTN:ODU3:E1:TTI:TIM SAPI,ON

SENS:DATA:TEL:OTN:ODU3:E1:TTI:TIM? SAPI

Returns: 1

See Also

SENSe:DATA:TELecom:OTN:OTU[1..n]:TTI:TIM?

:SENSe:DATA:TELecom:OTN:ODU[1..n]:E[1..n]:TTI:TIM?

Description

This query returns the state of the ODU3e1/e2 SAPI/DAPI Trace Identifier Mismatch (TIM).

At *RST condition, this value is set to ON.

Navigation Path: Setup > Test Configurator > OTU1e/2e / OTU3e1/e2 > Traces > ODU3e1/e2 > PM TTI Traces > SAPI/DAPI ODU-TIM

Navigation Path: Results > Traces > OTN > ODU3e1/e2 > PM TTI Traces > SAPI/DAPI ODU-TIM

Syntax

:SENSe:DATA:TELecom:OTN:ODU[1..n]:E[1..n]:TTI:TIM? <wsp><Etim>

Parameter(s)

Etim:

The program data syntax for the first parameter is defined as a <CHARACTER PROGRAM DATA> element.

enables/disables the TIM (Trace Identifier Mismatch).

SAPI: the SAPI which allows editing of the SAPI (Source Access Point Identifier) message to be generated.

DAPI: the DAPI which allows editing of the DAPI (Destination Access Point Identifier) message to be generated.

Response Syntax

<Set>

Response(s)

Set:

The response data syntax for the first parameter is defined as a <BOOLEAN RESPONSE DATA> element.

Returns the status of Trace Identifier Mismatch (TIM).

ON, enables the Trace Identifier Mismatch (TIM).

OFF, disables the Trace Identifier Mismatch (TIM).

Example(s)

SENS:DATA:TEL:OTN:ODU3:E1:TTI:TIM SAPI,ON

SENS:DATA:TEL:OTN:ODU3:E1:TTI:TIM? SAPI

Returns: 1

See Also

SENSe:DATA:TELecom:OTN:OTU[1..n]:TTI:TIM

:SENSe:DATA:TELecom:OTN:ODU[1..n]:F:TCM[1..n]:TTI:DAPI:EXPected

Description

This command sets the ODU1f/2f TCM DAPI expected message.

At *RST condition, this value is set to EXFO TCMn DAPI.

Navigation Path: Setup > Test Configurator > OTUn > Traces > ODUn > TCM > DAPI - Expected Message

Navigation Path: Results > Traces > OTN > ODUn > ODUn TCM TTI Traces > TCMn > DAPI - Expected Message

Syntax

:SENSe:DATA:TELecom:OTN:ODU[1..n]:F:TCM[1..n]:TTI:DAPI:EXPected <wsp><Message>

Parameter(s)

Message:

The program data syntax for the first parameter is defined as a <STRING PROGRAM DATA> element.

Sets the expected message.

Response Syntax

<Set>

Example(s)

SENS:DATA:TEL:OTN:ODU1:F:TCM1:TTI:TIM DAPI,ON

SENS:DATA:TEL:OTN:ODU1:F:TCM1:TTI:DAPI:EXP EXFO TCM1 DAPI

SENS:DATA:TEL:OTN:ODU1:F:TCM1:TTI:DAPI:EXP?

Returns: EXFO TCM1 DAPI

See Also

SENSe:DATA:TELecom:OTN:OTU[1..n]:TTI:DAPI:EXPected?

:SENSe:DATA:TELecom:OTN:ODU[1..n]:F:TCM[1..n]:TTI:DAPI:EXPected?

Description

This query returns the ODU1f/2f TCM DAPI expected message.

At *RST condition, this value is set to EXFO TCMn DAPI.

Navigation Path: Setup > Test Configurator > OTUn > Traces > ODUn > TCM > DAPI - Expected Message

Navigation Path: Results > Traces > OTN > ODUn > ODUn TCM TTI Traces > TCMn > DAPI - Expected Message

Syntax

:SENSe:DATA:TELecom:OTN:ODU[1..n]:F:TCM[1..n]:TTI:DAPI:EXPected?

Response Syntax

<Message>

Response(s)

Message:

The response data syntax for the first parameter is defined as a <STRING RESPONSE DATA> element.

Returns the expected message for the instrument.

Example(s)

SENS:DATA:TEL:OTN:ODU1:F:TCM1:TTI:TIM DAPI,ON

SENS:DATA:TEL:OTN:ODU1:F:TCM1:TTI:DAPI:EXP EXFO TCM1 DAPI

SENS:DATA:TEL:OTN:ODU1:F:TCM1:TTI:DAPI:EXP?

Returns: EXFO TCM1 DAPI

See Also

SENSe:DATA:TELecom:OTN:OTU[1..n]:TTI:DAPI:EXPected

:SENSe:DATA:TELecom:OTN:ODU[1..n]:F:TCM[1..n]:TTI:SAPI:EXPected

Description

This command sets the ODU1f/2f TCM SAPI expected message.

At *RST condition, this value is set to EXFO TCMn SAPI.

Navigation Path: Setup > Test Configurator > OTUn > Traces > ODUn > TCM > SAPI - Expected Message

Navigation Path: Results > Traces > OTN > ODUn > ODUn TCM TTI Traces > TCMn > SAPI - Expected Message

Syntax

:SENSe:DATA:TELecom:OTN:ODU[1..n]:F:TCM[1..n]:TTI:SAPI:EXPected <wsp><Message>

Parameter(s)

Message:

The program data syntax for the first parameter is defined as a <STRING PROGRAM DATA> element.

Sets the expected message.

Response Syntax

<Message>

Example(s)

SENS:DATA:TEL:OTN:ODU1:F:TCM1:TTI:TIM SAPI,ON

SENS:DATA:TEL:OTN:ODU1:F:TCM1:TTI:SAPI:EXP EXFO TCM1 SAPI

SENS:DATA:TEL:OTN:ODU1:F:TCM1:TTI:SAPI:EXP?

Returns: EXFO TCM1 SAPI

See Also

SENSe:DATA:TELecom:OTN:OTU[1..n]:TTI:SAPI:EXPected?

:SENSe:DATA:TELecom:OTN:ODU[1..n]:F:TCM[1..n]:TTI:SAPI:EXPected?

Description

This query returns the ODU1f/2f TCM SAPI expected message.

At *RST condition, this value is set to EXFO TCMn SAPI.

Navigation Path: Setup > Test Configurator > OTUn > Traces > ODUn > TCM > SAPI - Expected Message

Navigation Path: Results > Traces > OTN > ODUn > ODUn TCM TTI Traces > TCMn > SAPI - Expected Message

Syntax

:SENSe:DATA:TELecom:OTN:ODU[1..n]:F:TCM[1..n]:TTI:SAPI:EXPected?

Response Syntax

<Message>

Response(s)

Message:

The response data syntax for the first parameter is defined as a <STRING RESPONSE DATA> element.

Returns the expected message.

Example(s)

SENS:DATA:TEL:OTN:ODU1:F:TCM1:TTI:TIM SAPI,ON

SENS:DATA:TEL:OTN:ODU1:F:TCM1:TTI:SAPI:EXP EXFO TCM1 SAPI

SENS:DATA:TEL:OTN:ODU1:F:TCM1:TTI:SAPI:EXP?

Returns: EXFO TCM1 SAPI

See Also

SENSe:DATA:TELecom:OTN:OTU[1..n]:TTI:SAPI:EXPected

:SENSe:DATA:TELecom:OTN:ODU[1..n]:F:TCM[1..n]:TTI:TIM

Description

This command enables/disables the ODU1f/2f SAPI/DAPI TCM Trace Identifier Mismatch (TIM).

At *RST condition, this value is set to ON.

Navigation Path: Setup > Test Configurator > OTUn > Traces > ODUn > TCM > SAPI/DAPI TCM-TIM

Navigation Path: Results > Traces > OTN > ODUn > TCM > SAPI/DAPI TCM-TIM

Syntax

:SENSe:DATA:TELecom:OTN:ODU[1..n]:F:TCM[1..n]:TTI:TIM <wsp><Etim>, <Set>

Parameter(s)

Etim:

The program data syntax for the first parameter is defined as a <CHARACTER PROGRAM DATA> element.

enables/disables the TIM (Trace Identifier Mismatch).

SAPI: the SAPI which allows editing of the SAPI (Source Access Point Identifier) message to be generated.

DAPI: the DAPI which allows editing of the DAPI (Destination Access Point Identifier) message to be generated.

Set:

The program data syntax for the second parameter is defined as a <BOOLEAN PROGRAM DATA> element.

enables/disables the Trace Identifier Mismatch (TIM)

ON, enables the Trace Identifier Mismatch (TIM).

OFF, disables the Trace Identifier Mismatch (TIM).

Response Syntax

<Message>

Example(s)

SENS:DATA:TEL:OTN:ODU1:F:TCM1:TTI:TIM SAPI,ON

SENS:DATA:TEL:OTN:ODU1:F:TCM1:TTI:TIM? SAPI

Returns: 1

See Also

SENSe:DATA:TELecom:OTN:OTU[1..n]:TTI:TIM?

:SENSe:DATA:TELecom:OTN:ODU[1..n]:F:TCM[1..n]:TTI:TIM?

Description

This query returns the state of the ODU1f/2f SAPI/DAPI TCM Trace Identifier Mismatch (TIM).

At *RST condition, this value is set to ON.

Navigation Path: Setup > Test Configurator > OTUn > Traces > ODUn > TCM > SAPI/DAPI TCM-TIM

Navigation Path: Results > Traces > OTN > ODUn > TCM > SAPI/DAPI TCM-TIM

Syntax

:SENSe:DATA:TELecom:OTN:ODU[1..n]:F:TCM[1..n]:TTI:TIM? <wsp><Etim>

Parameter(s)

Etim:

The program data syntax for the first parameter is defined as a <CHARACTER PROGRAM DATA> element.

Enables/disables the TIM (Trace Identifier Mismatch).

SAPI: the SAPI which allows editing of the SAPI (Source Access Point Identifier) message to be generated.

DAPI: the DAPI which allows editing of the DAPI (Destination Access Point Identifier) message to be generated.

Response Syntax

<Set>

Response(s)

Set:

The response data syntax for the first parameter is defined as a <BOOLEAN RESPONSE DATA> element.

Returns the status of Trace Identifier Mismatch (TIM).

ON, enables the Trace Identifier Mismatch (TIM).

OFF, disables the Trace Identifier Mismatch (TIM).

Example(s)

SENS:DATA:TEL:OTN:ODU1:F:TCM1:TTI:TIM SAPI,ON

SENS:DATA:TEL:OTN:ODU1:F:TCM1:TTI:TIM? SAPI

Returns: 1

See Also

SENSe:DATA:TELecom:OTN:OTU[1..n]:TTI:TIM

:SENSe:DATA:TELecom:OTN:ODU[1..n]:F:TTI:DAPI:EXPected

Description

This command sets the ODU1f/2f PM DAPI expected message.

At *RST condition, this value is set to EXFO ODU DAPI.

Navigation Path: Setup > Test Configurator > OTUn > Traces > ODUn > PM TTI Traces > DAPI - Expected Message

Navigation Path: Results > Traces > OTN > ODUn > PM TTI Traces > DAPI - Expected Message

Syntax

:SENSe:DATA:TELecom:OTN:ODU[1..n]:F:TTI:DAPI:EXPected <wsp><Message>

Parameter(s)

Message:

The program data syntax for the first parameter is defined as a <STRING PROGRAM DATA> element.

Sets the expected message.

Response Syntax

<Set>

Example(s)

SENS:DATA:TEL:OTN:ODU1:F:TTI:TIM DAPI,ON

SENS:DATA:TEL:OTN:ODU1:F:TTI:DAPI:EXP EXFO ODU DAPI

SENS:DATA:TEL:OTN:ODU1:F:TTI:DAPI:EXP?

Returns: EXFO ODU DAPI

See Also

SENSe:DATA:TELecom:OTN:OTU[1..n]:E[1..n]:TTI:TIM

SENSe:DATA:TELecom:OTN:OTU[1..n]:E[1..n]:TTI:DAPI:EXPected?

:SENSe:DATA:TELecom:OTN:ODU[1..n]:F:TTI:DAPI:EXPected?

Description

This query returns the ODU1f/2f PM DAPI expected message.

At *RST condition, this value is set to EXFO ODU DAPI.

Navigation Path: Setup > Test Configurator > OTUn > Traces > ODUn > PM TTI Traces > DAPI - Expected Message

Navigation Path: Results > Traces > OTN > ODUn > PM TTI Traces > DAPI - Expected Message

Syntax

:SENSe:DATA:TELecom:OTN:ODU[1..n]:F:TTI:DAPI:EXPected?

Response Syntax

<Message>

Response(s)

Message:

The response data syntax for the first parameter is defined as a <STRING RESPONSE DATA> element.

Returns the expected message.

Example(s)

SENS:DATA:TEL:OTN:ODU1:F:TTI:TIM DAPI,ON

SENS:DATA:TEL:OTN:ODU1:F:TTI:DAPI:EXP EXFO ODU DAPI

SENS:DATA:TEL:OTN:ODU1:F:TTI:DAPI:EXP?

Returns: EXFO ODU DAPI

See Also

SENSe:DATA:TELecom:OTN:OTU[1..n]:E[1..n]:TTI:TIM

SENSe:DATA:TELecom:OTN:OTU[1..n]:E[1..n]:TTI:DAPI:EXPected

:SENSe:DATA:TELecom:OTN:ODU[1..n]:F:TTI:SAPI:EXPected

Description

This command sets the ODU1f/2f PM SAPI expected message.

At *RST condition, this value is set to EXFO ODU SAPI.

Navigation Path: Setup > Test Configurator > OTUn > Traces > ODUn > PM TTI Traces > SAPI - Expected Message

Navigation Path: Results > Traces > OTN > ODUn > PM TTI Traces > SAPI - Expected Message

Syntax

:SENSe:DATA:TELecom:OTN:ODU[1..n]:F:TTI:SAPI:EXPected <wsp><Message>

Parameter(s)

Message:

The program data syntax for the first parameter is defined as a <STRING PROGRAM DATA> element.

Sets the expected message.

Response Syntax

<Message>

Example(s)

SENS:DATA:TEL:OTN:ODU1:F:TTI:TIM SAPI,ON

SENS:DATA:TEL:OTN:ODU1:F:TTI:SAPI:EXP EXFO ODU SAPI

SENS:DATA:TEL:OTN:ODU1:F:TTI:SAPI:EXP?

Returns: EXFO ODU SAPI

See Also

SENSe:DATA:TELecom:OTN:OTU[1..n]:E[1..n]:TTI:TIM

SENSe:DATA:TELecom:OTN:OTU[1..n]:E[1..n]:TTI:SAPI:EXPected?

:SENSe:DATA:TELecom:OTN:ODU[1..n]:F:TTI:SAPI:EXPected?

Description

This query returns the ODU1f/2f PM SAPI expected message.

At *RST condition, this value is set to EXFO ODU SAPI.

Navigation Path: Setup > Test Configurator > OTUn > Traces > ODUn > PM TTI Traces > SAPI - Expected Message

Navigation Path: Results > Traces > OTN > ODUn > PM TTI Traces > SAPI - Expected Message

Syntax

:SENSe:DATA:TELecom:OTN:ODU[1..n]:F:TTI:SAPI:EXPected?

Response Syntax

<Message>

Response(s)

Message:

The response data syntax for the first parameter is defined as a <STRING RESPONSE DATA> element.

Returns the expected message for the instrument.

Example(s)

SENS:DATA:TEL:OTN:ODU1:F:TTI:TIM SAPI,ON

SENS:DATA:TEL:OTN:ODU1:F:TTI:SAPI:EXP EXFO ODU SAPI

SENS:DATA:TEL:OTN:ODU1:F:TTI:SAPI:EXP?

Returns: EXFO ODU SAPI

See Also

SENSe:DATA:TELecom:OTN:OTU[1..n]:E[1..n]:TTI:TIM

SENSe:DATA:TELecom:OTN:OTU[1..n]:E[1..n]:TTI:SAPI:EXPected

:SENSe:DATA:TELecom:OTN:ODU[1..n]:F:TTI:TIM

Description

This command enables/disables the ODU1f/2f SAPI/DAPI PM Trace Identifier Mismatch (TIM).

At *RST condition, this value is set to ON.

Navigation Path: Setup > Test Configurator > OTUn > Traces > ODUn > PM TTI Traces > SAPI/DAPI TCM-TIM

Navigation Path: Results > Traces > OTN > ODU1 > PM TTI Traces > SAPI/DAPI ODU-TIM

Syntax

:SENSe:DATA:TELecom:OTN:ODU[1..n]:F:TTI:TIM <wsp><TIM>, <Set>

Parameter(s)

TIM:

The program data syntax for the first parameter is defined as a <CHARACTER PROGRAM DATA> element.

Enables/disables ODU-TIM for either:

SAPI

DAPI

Set:

The program data syntax for the second parameter is defined as a <BOOLEAN PROGRAM DATA> element.

Enables/disables the Trace Identifier Mismatch (TIM)

ON, enables the Trace Identifier Mismatch (TIM).

OFF, disables the Trace Identifier Mismatch (TIM).

Response Syntax

<Message>

Example(s)

SENS:DATA:TEL:OTN:ODU1:F:TTI:TIM SAPI,ON

SENS:DATA:TEL:OTN:ODU1:F:TTI:TIM? SAPI

Returns: 1

See Also

SENSe:DATA:TELecom:OTN:OTU[1..n]:TTI:TIM?

:SENSe:DATA:TELecom:OTN:ODU[1..n]:F:TTI:TIM?

Description

This query returns the enable/disable status of the ODU1f/2f SAPI/DAPI PM Trace Identifier Mismatch (TIM).

At *RST condition, this value is set to ON.

Navigation Path: Setup > Test Configurator > OTUn > Traces > ODUn > PM TTI Traces > SAPI/DAPI TCM-TIM

Navigation Path: Results > Traces > OTN > ODUn > PM TTI Traces > SAPI/DAPI ODU-TIM

Syntax

:SENSe:DATA:TELecom:OTN:ODU[1..n]:F:TTI:TIM? <wsp><TIM>

Parameter(s)

TIM:

The program data syntax for the first parameter is defined as a <CHARACTER PROGRAM DATA> element.

Sellects the TIM (Trace Identifier Mismatch).

SAPI

DAPI

Response Syntax

<Set>

Response(s)

Set:

The response data syntax for the first parameter is defined as a <BOOLEAN RESPONSE DATA> element.

Returns the status of Trace Identifier Mismatch (TIM).

ON: enabled.

OFF: disabled.

Example(s)

SENS:DATA:TEL:OTN:ODU1:F:TTI:TIM SAPI,ON

SENS:DATA:TEL:OTN:ODU1:F:TTI:TIM? SAPI

Returns: 1

See Also

SENSe:DATA:TELecom:OTN:OTU[1..n]:TTI:TIM

:SENSe:DATA:TELecom:OTN:ODU[1..n]:TCM[1..n]:TTI:DAPI:EXPected

Description	This command sets the ODU TCM DAPI expected message. At *RST condition, this value is set to EXFO TCM DAPI. Navigation Path: Setup > Test Configurator > OTUn > Traces > ODUn > TCMn > DAPI - Expected Message Navigation Path: Results > Traces > OTN > ODUn > ODUn TCM TTI Traces > TCMn > DAPI - Expected Message
Syntax	:SENSe:DATA:TELecom:OTN:ODU[1..n]:TCM[1..n]:TTI:DAPI:EXPected <wsp><Message>
Parameter(s)	**Message**: The program data syntax for the first parameter is defined as a <STRING PROGRAM DATA> element. Sets the expected message.
Response Syntax	<Set>
Example(s)	SENS:DATA:TEL:OTN:ODU3:TCM1:TTI:DAPI:EXP EXFO TCM1 DAPI SENS:DATA:TEL:OTN:ODU3:TCM1:TTI:DAPI:EXP? Returns: EXFO TCM1 DAPI
See Also	SENSe:DATA:TELecom:OTN:ODU[1..n]:TCM[1..n]:TTI:SAPI:EXPected SENSe:DATA:TELecom:OTN:ODU[1..n]:TCM[1..n]:TTI:SAPI:EXPected?

:SENSe:DATA:TELecom:OTN:ODU[1..n]:TCM[1..n]:TTI:DAPI:EXPected?

Description

This query returns the ODU TCM DAPI expected message.

At *RST condition, this value is set to EXFO TCM DAPI.

Navigation Path: Setup > Test Configurator > OTUn > Traces > ODUn > TCMn > DAPI - Expected Message

Navigation Path: Results > Traces > OTN > ODUn > ODUn TCM TTI Traces > TCMn > DAPI - Expected Message

Syntax

:SENSe:DATA:TELecom:OTN:ODU[1..n]:TCM[1..n]:TTI:DAPI:EXPected?

Response Syntax

<Message>

Response(s)

Message:

The response data syntax for the first parameter is defined as a <STRING RESPONSE DATA> element.

Returns the expected message for the instrument.

Example(s)

SENS:DATA:TEL:OTN:ODU3:TCM1:TTI:DAPI:EXP EXFO TCM1 DAPI

SENS:DATA:TEL:OTN:ODU3:TCM1:TTI:DAPI:EXP?

Returns: EXFO TCM1 DAPI

See Also

SENSe:DATA:TELecom:OTN:ODU[1..n]:TCM[1..n]:TTI:SAPI:EXPected

SENSe:DATA:TELecom:OTN:ODU[1..n]:TCM[1..n]:TTI:SAPI:EXPected?

:SENSe:DATA:TELecom:OTN:ODU[1..n]:TCM[1..n]:TTI:SAPI:EXPected

Description	This command sets the ODUn TCM SAPI expected message. At *RST condition, this value is set to EXFO TCM SAPI. Navigation Path: Setup > Test Configurator > OTUn > Traces > ODUn > TCMn > SAPI - Expected Message Navigation Path: Results > Traces > OTUn > ODUn > OTUn TCM TTI Traces > TCMn > SAPI - Expected Message
Syntax	:SENSe:DATA:TELecom:OTN:ODU[1..n]:TCM[1..n]:TTI:SAPI:EXPected <wsp><Message>
Parameter(s)	**Message**: The program data syntax for the first parameter is defined as a <STRING PROGRAM DATA> element. Sets the expected message.
Response Syntax	<Message>
Example(s)	SENS:DATA:TEL:OTN:ODU3:TCM1:TTI:SAPI:EXP EXFO TCM1 SAPI SENS:DATA:TEL:OTN:ODU3:TCM1:TTI:SAPI:EXP? Returns: EXFO TCM1 SAPI
See Also	SENSe:DATA:TELecom:OTN:ODU[1..n]:TCM[1..n]:TTI:DAPI:EXPected SENSe:DATA:TELecom:OTN:ODU[1..n]:TCM[1..n]:TTI:DAPI:EXPected?

:SENSe:DATA:TELecom:OTN:ODU[1..n]:TCM[1..n]:TTI:SAPI:EXPected?

Description

This query returns the ODUn TCM SAPI expected message.

At *RST condition, this value is set to EXFO TCMn SAPI.

Navigation Path: Setup > Test Configurator > OTUn > Traces > ODUn > TCMn > SAPI - Expected Message

Navigation Path: Results > Traces > OTUn > ODUn > OTUn TCM TTI Traces > TCMn > SAPI - Expected Message

Syntax

:SENSe:DATA:TELecom:OTN:ODU[1..n]:TCM[1..n]:TTI:SAPI:EXPected?

Response Syntax

<Message>

Response(s)

Message:

The response data syntax for the first parameter is defined as a <STRING RESPONSE DATA> element.

Returns the expected message for the instrument.

Example(s)

SENS:DATA:TEL:OTN:ODU3:TCM1:TTI:SAPI:EXP EXFO TCM1 SAPI

SENS:DATA:TEL:OTN:ODU3:TCM1:TTI:SAPI:EXP?

Returns: EXFO TCM1 SAPI

See Also

SENSe:DATA:TELecom:OTN:ODU[1..n]:TCM[1..n]:TTI:DAPI:EXPected

SENSe:DATA:TELecom:OTN:ODU[1..n]:TCM[1..n]:TTI:DAPI:EXPected?

:SENSe:DATA:TELecom:OTN:ODU[1..n]:TCM[1..n]:TTI:TIM

Description

This command enables/disables the ODU SAPI/DAPI TCM Trace Identifier Mismatch (TIM).

At *RST condition, this value is set to OFF.

Navigation Path: Setup > Test Configurator > OTU > Traces > ODU > TCM > SAPI/DAPI TCM-TIM

Navigation Path: Results > Traces > OTN > ODU > TCM > SAPI/DAPI TCM-TIM

Syntax

:SENSe:DATA:TELecom:OTN:ODU[1..n]:TCM[1..n]:TTI:TIM <wsp><Etim>, <Set>

Parameter(s)

Etim:

The program data syntax for the first parameter is defined as a <CHARACTER PROGRAM DATA> element.

enables/disables the TIM (Trace Identifier Mismatch) for ODU TCM TTI.

SAPI: the SAPI which allows editing of the SAPI (Source Access Point Identifier) message to be generated.

DAPI: the DAPI which allows editing of the DAPI (Destination Access Point Identifier) message to be generated.

Set:

The program data syntax for the second parameter is defined as a <BOOLEAN PROGRAM DATA> element.

enables/disables the Trace Identifier Mismatch (TIM).

ON, enables the Trace Identifier Mismatch (TIM).

OFF, disables the Trace Identifier Mismatch (TIM).

Response Syntax

<Message>

Example(s)

SENS:DATA:TEL:OTN:ODU3:TCM1:TTI:TIM SAPI,ON

SENS:DATA:TEL:OTN:ODU3:TCM1:TTI:TIM? SAPI

Returns: 1

See Also

SENSe:DATA:TELecom:OTN:ODU[1..n]:TTI:TIMer

SENSe:DATA:TELecom:OTN:ODU[1..n]:TTI:TIMer?

:SENSe:DATA:TELecom:OTN:ODU[1..n]:TCM[1..n]:TTI:TIM?

Description

This query returns the state of the ODU SAPI/DAPI TCM Trace Identifier Mismatch (TIM).

At *RST condition, this value is set to OFF.

Navigation Path: Setup > Test Configurator > OTU > Traces > ODU > TCM > SAPI/DAPI TCM-TIM

Navigation Path: Results > Traces > OTN > ODU > TCM > SAPI/DAPI TCM-TIM

Syntax

:SENSe:DATA:TELecom:OTN:ODU[1..n]:TCM[1..n]:TTI:TIM? <wsp><Etim>

Parameter(s)

Etim:

The program data syntax for the first parameter is defined as a <CHARACTER PROGRAM DATA> element.

Sets the expected message.

SAPI: the SAPI which allows editing of the SAPI (Source Access Point Identifier) message to be generated.

DAPI: the DAPI which allows editing of the DAPI (Destination Access Point Identifier) message to be generated.

Response Syntax

<Set>

Response(s)

Set:

The response data syntax for the first parameter is defined as a <BOOLEAN RESPONSE DATA> element.

Returns the status of Trace Identifier Mismatch (TIM).

1, enables the status of TIM.

0, disables the status of TIM.

Example(s)

SENS:DATA:TEL:OTN:ODU3:TCM1:TTI:TIM SAPI,ON

SENS:DATA:TEL:OTN:ODU3:TCM1:TTI:TIM? SAPI

Returns: 1

See Also

SENSe:DATA:TELecom:OTN:ODU[1..n]:TTI:TIMer

SENSe:DATA:TELecom:OTN:ODU[1..n]:TTI:TIMer?

:SENSe:DATA:TELecom:OTN:ODU[1..n]:TTI:ACHAnnel

Description

This command forces the ODU TTI Traces commands/queries to be applied on all channels (ON) or a single channel (OFF) for Multi-Channel OTN test.

At *RST condition, this value is set to OFF.

Navigation Path: Setup > Test Configurator > ODU Channels > Traces > PM TTI Traces

Navigation Path: Results > Traces > OTN > ODU > PM TTI Traces

Syntax

:SENSe:DATA:TELecom:OTN:ODU[1..n]:TTI:ACHAnnel <wsp><AllChannel>

Parameter(s)

AllChannel:

The program data syntax for the first parameter is defined as a <BOOLEAN PROGRAM DATA> element.

Selects if the ODU TTI Traces commands/queries are applied on all channels (ON) or a single channel (OFF).

Response Syntax

<Set>

Example(s)

SENS:DATA:TEL:OTN:ODU100:TTI:ACHA ON

SENS:DATA:TEL:OTN:ODU100:TTI:TIM SAPI,ON

SENS:DATA:TEL:OTN:ODU100:TTI:SAPI:EXP XFO ODU SAPI

SENS:DATA:TEL:OTN:ODU100:TTI:SAPI:EXP?

Returns: XFO ODU SAPI

See Also

SENSe:DATA:TELecom:OTN:ODU[1..n]:TTI:CHAN

SENSe:DATA:TELecom:OTN:ODU[1..n]:TTI:ACHA?

:SENSe:DATA:TELecom:OTN:ODU[1..n]:TTI:ACHAnnel?

Description

This query returns if the ODU TTI Traces commands/queries are applied on all channels (ON) or a single channel (OFF) for Multi-Channel OTN test.

At *RST condition, this value is set to OFF.

Navigation Path: Setup > Test Configurator > ODU Channels > Traces > PM TTI Traces

Navigation Path: Results > Traces > OTN > ODU > PM TTI Traces

Syntax

:SENSe:DATA:TELecom:OTN:ODU[1..n]:TTI:ACHAnnel?

Response Syntax

<AllChannel>

Response(s)

AllChannel:

The response data syntax for the first parameter is defined as a <BOOLEAN RESPONSE DATA> element.

Returns an indication that the ODU TTI Traces commands/queries are to be applied on all channels.

1, ODU TTI Trace commands/queries are applied on all channels.

0, ODU TTI Trace commands/queries are applied on a specific channels determined by SENS:DATA:TEL:OTN:ODU[1..n]:TTI:CHAN.

Example(s)

SENS:DATA:TEL:OTN:ODU100:TTI:ACHA ON

SENS:DATA:TEL:OTN:ODU100:TTI:TIM SAPI,ON

SENS:DATA:TEL:OTN:ODU100:TTI:SAPI:EXP XFO ODU SAPI

SENS:DATA:TEL:OTN:ODU100:TTI:SAPI:EXP?

Returns: XFO ODU SAPI

See Also

SENSe:DATA:TELecom:OTN:ODU[1..n]:TTI:CHAN

SENSe:DATA:TELecom:OTN:ODU[1..n]:TTI:ACHA

:SENSe:DATA:TELecom:OTN:ODU[1..n]:TTI:CHANnel

Description

This command sets the value of the channel used by the ODU TTI Traces for Multi-Channel OTN test.

At *RST condition, this value is set to 1.

When setting a channel value, the following command is set to OFF: SENSe[1..n]:DATA:TELecom:OTN:ODU[1..n]:TTI:ACHAnnel

Navigation Path: Setup > Test Configurator > ODU Channels > Traces > PM TTI Traces

Navigation Path: Results > Traces > OTN > ODU > PM TTI Traces

Syntax

:SENSe:DATA:TELecom:OTN:ODU[1..n]:TTI:CHANnel <wsp><Channel>

Parameter(s)

Channel:

The program data syntax for the first parameter is defined as a <DECIMAL NUMERIC PROGRAM DATA> element.

Selects the channel used for ODU TTI Traces, when AllCHAnnel is not selected, in the Multi-Channel OTN test application.

Response Syntax

<AllChannel>

Example(s)

SENS:DATA:TEL:OTN:ODU100:TTI:CHAN 3

SENS:DATA:TEL:OTN:ODU100:TTI:TIM SAPI,ON

SENS:DATA:TEL:OTN:ODU100:TTI:SAPI:EXP XFO ODU SAPI3

SENS:DATA:TEL:OTN:ODU100:TTI:SAPI:EXP?

Returns: XFO ODU SAPI3

See Also

SENSe:DATA:TELecom:OTN:ODU[1..n]:TTI:CHAN?

SENSe:DATA:TELecom:OTN:ODU[1..n]:TTI:ACHA

:SENSe:DATA:TELecom:OTN:ODU[1..n]:TTI:CHANnel?

Description

This query returns the value of the channel used by the ODU TTI Traces for Multi-Channel OTN test.

At *RST condition, this value is set to 1.

Navigation Path: Setup > Test Configurator > ODU Channels > Traces > PM TTI Traces

Navigation Path: Results > Traces > OTN > ODU > PM TTI Traces

Syntax

:SENSe:DATA:TELecom:OTN:ODU[1..n]:TTI:CHANnel?

Response Syntax

<Channel>

Response(s)

Channel:

The response data syntax for the first parameter is defined as a <NR1 NUMERIC RESPONSE DATA> element.

Returns the channel used for the ODU TTI Trace, when AllCHAnnel is 'OFF', in the Multi-Channel OTN test application.

Example(s)

SENS:DATA:TEL:OTN:ODU100:TTI:CHAN 3

SENS:DATA:TEL:OTN:ODU100:TTI:TIM SAPI,ON

SENS:DATA:TEL:OTN:ODU100:TTI:SAPI:EXP XFO ODU SAPI3

SENS:DATA:TEL:OTN:ODU100:TTI:SAPI:EXP?

Returns: XFO ODU SAPI3

See Also

SENSe:DATA:TELecom:OTN:ODU[1..n]:TTI:CHAN

SENSe:DATA:TELecom:OTN:ODU[1..n]:TTI:ACHA

:SENSe:DATA:TELecom:OTN:ODU[1..n]:TTI:DAPI:EXPected

Description

This command sets the ODUn PM DAPI expected message.

At *RST condition, this value is set to EXFO ODU DAPI.

Navigation Path: Setup > Test Configurator > OTUn > Traces > ODUn > PM TTI Traces > DAPI - Expected Message

Navigation Path: Results > Traces > OTN > ODUn > PM TTI Traces > DAPI - Expected Message

In Multi-Channel OTN, when accessing an ODU LO, the channel must be set using SENSe:DATA:TELecom:OTN:ODU[1..n]:TTI:CHANnel. The global expected DAPI can also be set for all channels by using SENS:DATA:TEL:OTN:ODU[1..n]:TTI:ACHAnnel.

In FlexO BERT, when accessing an ODU LO, the client ID must be set using SENSe:DATA:TELecom:OTN:ODU[1..n]:TTI:CLIent. The global expected DAPI can also be set for all clients by using SENSe:DATA:TELecom:OTN:ODU[1..n]:TTI:ACLient

Syntax

:SENSe:DATA:TELecom:OTN:ODU[1..n]:TTI:DAPI:EXPected <wsp><Message>

Parameter(s)

Message:

The program data syntax for the first parameter is defined as a <STRING PROGRAM DATA> element.

Is the expected message for ODU TTI Trace

:SENSe:DATA:TELecom:OTN:ODU[1..n]:TTI:DAPI:EXPected

Response Syntax

<Channel>

Example(s)

SENS:DATA:TEL:OTN:ODU3:TTI:TIM DAPI,ON
SENS:DATA:TEL:OTN:ODU3:TTI:DAPI:EXP EXFO ODU DAPI
SENS:DATA:TEL:OTN:ODU3:TTI:DAPI:EXP?
Returns: EXFO ODU DAPI
For Multi-Channel OTN:
SENS:DATA:TEL:OTN:ODU100:TTI:ACHA ON
SENS:DATA:TEL:OTN:ODU100:TTI:TIM DAPI,ON
SENS:DATA:TEL:OTN:ODU100:TTI:DAPI:EXP "XFO ODU DAPI"
SENS:DATA:TEL:OTN:ODU100:TTI:DAPI:EXP?
Returns: XFO ODU DAPI
For FlexO BERT:
SENS:DATA:TEL:OTN:ODU101:TTI:ACL ON
SENS:DATA:TEL:OTN:ODU101:TTI:TIM DAPI,ON
SENS:DATA:TEL:OTN:ODU101:TTI:DAPI:EXP "XFO ODU DAPI"
SENS:DATA:TEL:OTN:ODU101:TTI:DAPI:EXP?
Returns: XFO ODU DAPI

See Also

SENSe:DATA:TELecom:OTN:ODU[1..n]:TTI:SAPI:EXPected
SENSe:DATA:TELecom:OTN:ODU[1..n]:TTI:SAPI:EXPected?
For Multi-Channel OTN
SENSe:DATA:TELecom:OTN:ODU[1..n]:CHANnel
SENSe:DATA:TELecom:OTN:ODU[1..n]:CHANnel?
SENSe:DATA:TELecom:OTN:ODU[1..n]:ACHAnnel
SENSe:DATA:TELecom:OTN:ODU[1..n]:ACHAnnel?
For FlexO BERT:
SENSe:DATA:TELecom:OTN:ODU[1..n]:CLIent
SENSe:DATA:TELecom:OTN:ODU[1..n]:CLIent?
SENSe:DATA:TELecom:OTN:ODU[1..n]:ACLient
SENSe:DATA:TELecom:OTN:ODU[1..n]:ACLient?

:SENSe:DATA:TELecom:OTN:ODU[1..n]:TTI:DAPI:EXPected?

Description

This qiuery returns the ODUn PM DAPI expected message.

At *RST condition, this value is set to EXFO ODU DAPI.

Navigation Path: Setup > Test Configurator > OTUn > Traces > ODUn > PM TTI Traces > DAPI - Expected Message

Navigation Path: Results > Traces > OTN > ODUn > PM TTI Traces > DAPI - Expected Message

In Multi-Channel OTN, when accessing an ODU LO, the channel must be set using SENSe:DATA:TELecom:OTN:ODU[1..n]:TTI:CHANnel. The global expected DAPI can also be set for all channels by using SENS:DATA:TEL:OTN:ODU[1..n]:TTI:ACHAnnel.

In FlexO BERT, when accessing an ODU LO, the client ID must be set using SENSe:DATA:TELecom:OTN:ODU[1..n]:TTI:CLIent. The global expected DAPI can also be set for all clients by using SENSe:DATA:TELecom:OTN:ODU[1..n]:TTI:ACLient

Syntax

:SENSe:DATA:TELecom:OTN:ODU[1..n]:TTI:DAPI:EXPected?

Response Syntax

<Message>

:SENSe:DATA:TELecom:OTN:ODU[1..n]:TTI:DAPI:EXPected?

Response(s)

Message:

The response data syntax for the first parameter is defined as a <STRING RESPONSE DATA> element.

Returns the expected message for the instrument.

Example(s)

SENS:DATA:TEL:OTN:ODU3:TTI:TIM DAPI,ON

SENS:DATA:TEL:OTN:ODU3:TTI:DAPI:EXP EXFO ODU DAPI

SENS:DATA:TEL:OTN:ODU3:TTI:DAPI:EXP?

Returns: EXFO ODU DAPI

For Multi-Channel OTN:

SENS:DATA:TEL:OTN:ODU100:TTI:ACHA ON

SENS:DATA:TEL:OTN:ODU100:TTI:TIM DAPI,ON

SENS:DATA:TEL:OTN:ODU100:TTI:DAPI:EXP "XFO ODU DAPI"

SENS:DATA:TEL:OTN:ODU100:TTI:DAPI:EXP?

Returns: XFO ODU DAPI

For FlexO BERT:

SENS:DATA:TEL:OTN:ODU101:TTI:ACL ON

SENS:DATA:TEL:OTN:ODU101:TTI:TIM DAPI,ON

SENS:DATA:TEL:OTN:ODU101:TTI:DAPI:EXP "XFO ODU DAPI"

SENS:DATA:TEL:OTN:ODU101:TTI:DAPI:EXP?

Returns: XFO ODU DAPI

See Also

SENSe:DATA:TELecom:OTN:ODU[1..n]:TTI:SAPI:EXPected

SENSe:DATA:TELecom:OTN:ODU[1..n]:TTI:SAPI:EXPected?

For Multi-Channel OTN

SENSe:DATA:TELecom:OTN:ODU[1..n]:CHANnel

SENSe:DATA:TELecom:OTN:ODU[1..n]:CHANnel?

SENSe:DATA:TELecom:OTN:ODU[1..n]:ACHAnnel

SENSe:DATA:TELecom:OTN:ODU[1..n]:ACHAnnel?

For FlexO BERT:

SENSe:DATA:TELecom:OTN:ODU[1..n]:CLIent

SENSe:DATA:TELecom:OTN:ODU[1..n]:CLIent?

SENSe:DATA:TELecom:OTN:ODU[1..n]:ACLient

SENSe:DATA:TELecom:OTN:ODU[1..n]:ACLient?

:SENSe:DATA:TELecom:OTN:ODU[1..n]:TTI:DAPI:GOVErwrite?

Description	This query returns if an expected DAPI ODU TTI Traces has been overwritten on at least one channel for Multi-Channel OTN test. Navigation Path: Setup > Test Configurator > OTU > Traces > ODU > DAPI - Expected Message - Overwritten icon
Syntax	:SENSe:DATA:TELecom:OTN:ODU[1..n]:TTI:DAPI:GOVErwrite?
Response Syntax	<Set>
Response(s)	**Set**: The response data syntax for the first parameter is defined as a <BOOLEAN RESPONSE DATA> element. 1: At least one expected DAPI ODU TTI Trace has been overwritten. 0: All expected DAPI ODU TTI Traces are the same as the Global expected ODU TTI Trace.
Example(s)	SENS:DATA:TEL:OTN:ODU100:TTI:DAPI:GOVE?
See Also	SENSe:DATA:TELecom:OTN:ODU[1..n]:TTI:DAPI:EXPected SENSe:DATA:TELecom:OTN:ODU[1..n]:TTI:CHAN SENSe:DATA:TELecom:OTN:ODU[1..n]:TTI:ACHA

:SENSe:DATA:TELecom:OTN:ODU[1..n]:TTI:SAPI:EXPected

Description

This command sets the ODUn PM SAPI expected message.

At *RST condition, this value is set to EXFO ODU SAPI.

Navigation Path: Setup > Test Configurator > OTUn > Traces > ODUn > PM TTI Traces > SAPI - Expected Message

Navigation Path: Results > Traces > OTN > ODUn > PM TTI Traces > SAPI - Expected Message

In Multi-Channel OTN, when accessing an ODU LO, the channel must be set using SENSe:DATA:TELecom:OTN:ODU[1..n]:TTI:CHANnel. The global expected SAPI can also be set for all channels by using SENS:DATA:TEL:OTN:ODU[1..n]:TTI:ACHAnnel.

In FlexO BERT, when accessing an ODU LO, the client ID must be set using SENSe:DATA:TELecom:OTN:ODU[1..n]:TTI:CLIent. The global expected SAPI can also be set for all clients by using SENSe:DATA:TELecom:OTN:ODU[1..n]:TTI:ACLient

Syntax

:SENSe:DATA:TELecom:OTN:ODU[1..n]:TTI:SAPI:EXPected <wsp><Message>

Parameter(s)

Message:

The program data syntax for the first parameter is defined as a <STRING PROGRAM DATA> element.

Sets the expected message.

:SENSe:DATA:TELecom:OTN:ODU[1..n]:TTI:SAPI:EXPected

Response Syntax

<Set>

Example(s)

SENS:DATA:TEL:OTN:ODU3:TTI:TIM SAPI,ON
SENS:DATA:TEL:OTN:ODU3:TTI:SAPI:EXP EXFO ODU SAPI
SENS:DATA:TEL:OTN:ODU3:TTI:SAPI:EXP?
Returns: EXFO ODU SAPI
For Multi-Channel OTN:
SENS:DATA:TEL:OTN:ODU100:TTI:ACHA ON
SENS:DATA:TEL:OTN:ODU100:TTI:TIM SAPI,ON
SENS:DATA:TEL:OTN:ODU100:TTI:SAPI:EXP "XFO ODU SAPI"
SENS:DATA:TEL:OTN:ODU100:TTI:SAPI:EXP?
Returns: XFO ODU SAPI
For FlexO BERT:
SENS:DATA:TEL:OTN:ODU101:TTI:ACL ON
SENS:DATA:TEL:OTN:ODU101:TTI:TIM SAPI,ON
SENS:DATA:TEL:OTN:ODU101:TTI:SAPI:EXP "XFO ODU SAPI"
SENS:DATA:TEL:OTN:ODU101:TTI:SAPI:EXP?
Returns: XFO ODU SAPI

See Also

SENSe:DATA:TELecom:OTN:ODU[1..n]:TTI:DAPI:EXPected
SENSe:DATA:TELecom:OTN:ODU[1..n]:TTI:DAPI:EXPected?
For Multi-Channel OTN
SENSe:DATA:TELecom:OTN:ODU[1..n]:CHANnel
SENSe:DATA:TELecom:OTN:ODU[1..n]:CHANnel?
SENSe:DATA:TELecom:OTN:ODU[1..n]:ACHAnnel
SENSe:DATA:TELecom:OTN:ODU[1..n]:ACHAnnel?
For FlexO BERT:
SENSe:DATA:TELecom:OTN:ODU[1..n]:CLIent
SENSe:DATA:TELecom:OTN:ODU[1..n]:CLIent?
SENSe:DATA:TELecom:OTN:ODU[1..n]:ACLient
SENSe:DATA:TELecom:OTN:ODU[1..n]:ACLient?

:SENSe:DATA:TELecom:OTN:ODU[1..n]:TTI:SAPI:EXPected?

Description

This query returns the ODUn PM SAPI expected message.

At *RST condition, this value is set to EXFO ODU SAPI.

Navigation Path: Setup > Test Configurator > OTUn > Traces > ODUn > PM TTI Traces > SAPI - Expected Message

Navigation Path: Results > Traces > OTN > ODUn > PM TTI Traces > SAPI - Expected Message

In Multi-Channel OTN, when accessing an ODU LO, the channel must be set using SENSe:DATA:TELecom:OTN:ODU[1..n]:TTI:CHANnel. The global expected SAPI can also be set for all channels by using SENS:DATA:TEL:OTN:ODU[1..n]:TTI:ACHAnnel.

In FlexO BERT, when accessing an ODU LO, the client ID must be set using SENSe:DATA:TELecom:OTN:ODU[1..n]:TTI:CLIent. The global expected SAPI can also be set for all clients by using SENSe:DATA:TELecom:OTN:ODU[1..n]:TTI:ACLient

Syntax

:SENSe:DATA:TELecom:OTN:ODU[1..n]:TTI:SAPI:EXPected?

Response Syntax

<Message>

:SENSe:DATA:TELecom:OTN:ODU[1..n]:TTI:SAPI:EXPected?

Response(s)

Message:

The response data syntax for the first parameter is defined as a <STRING RESPONSE DATA> element.

Returns the expected message for the instrument.

Example(s)

SENS:DATA:TEL:OTN:ODU3:TTI:TIM SAPI,ON

SENS:DATA:TEL:OTN:ODU3:TTI:SAPI:EXP EXFO ODU SAPI

SENS:DATA:TEL:OTN:ODU3:TTI:SAPI:EXP?

Returns: EXFO ODU SAPI

For Multi-Channel OTN:

SENS:DATA:TEL:OTN:ODU100:TTI:ACHA ON

SENS:DATA:TEL:OTN:ODU100:TTI:TIM SAPI,ON

SENS:DATA:TEL:OTN:ODU100:TTI:SAPI:EXP XFO ODU SAPI

SENS:DATA:TEL:OTN:ODU100:TTI:SAPI:EXP?

Returns: XFO ODU SAPI

See Also

SENSe:DATA:TELecom:OTN:ODU[1..n]:TTI:DAPI:EXPected

SENSe:DATA:TELecom:OTN:ODU[1..n]:TTI:DAPI:EXPected?

SENSe:DATA:TELecom:OTN:ODU[1..n]:TTI:CHAN

SENSe:DATA:TELecom:OTN:ODU[1..n]:TTI:ACHA

:SENSe:DATA:TELecom:OTN:ODU[1..n]:TTI:SAPI:GOVErwrite?

Description

This query returns if an expected SAPI ODU TTI Traces has been overwritten on at least one channel for Multi-Channel OTN test.

Navigation Path: Setup > Test Configurator > OTU > Traces > ODU > SAPI - Expected Message - Overwritten icon

Syntax

:SENSe:DATA:TELecom:OTN:ODU[1..n]:TTI:SAPI:GOVErwrite?

Response Syntax

<Set>

Response(s)

Set:

The response data syntax for the first parameter is defined as a <BOOLEAN RESPONSE DATA> element.

1: At least one expected SAPI ODU TTI Trace has been overwritten.

0: All expected SAPI ODU TTI Traces are the same as the Global expected ODU TTI Trace.

Example(s)

SENS:DATA:TEL:OTN:ODU100:TTI:SAPI:GOVE?

See Also

SENSe:DATA:TELecom:OTN:ODU[1..n]:TTI:SAPI:EXPected

SENSe:DATA:TELecom:OTN:ODU[1..n]:TTI:CHAN

SENSe:DATA:TELecom:OTN:ODU[1..n]:TTI:ACHA

:SENSe:DATA:TELecom:OTN:ODU[1..n]:TTI:TIM

Description

This command enables/disables the ODU SAPI/DAPI Trace Identifier Mismatch (TIM).

At *RST condition, this value is set to OFF.

Navigation Path: Setup > Test Configurator > OTU > Traces > ODU > PM TTI Traces > SAPI/DAPI ODU-TIM

Navigation Path: Results > Traces > OTN > ODU > PM TTI Traces > SAPI/DAPI ODU-TIM

Syntax

:SENSe:DATA:TELecom:OTN:ODU[1..n]:TTI:TIM <wsp><Etim>, <Set>

Parameter(s)

Etim:

The program data syntax for the first parameter is defined as a <CHARACTER PROGRAM DATA> element.

enables/disables the TIM (Trace Identifier Mismatch).

SAPI: the SAPI which allows editing of the SAPI (Source Access Point Identifier) message to be generated.

DAPI: the DAPI which allows editing of the DAPI (Destination Access Point Identifier) message to be generated.

Set:

The program data syntax for the second parameter is defined as a <BOOLEAN PROGRAM DATA> element.

enables/disables the Trace Identifier Mismatch (TIM).

ON, enables the Trace Identifier Mismatch (TIM).

OFF, disables the Trace Identifier Mismatch (TIM).

Response Syntax

<Set>

Example(s)

SENS:DATA:TEL:OTN:ODU3:TTI:TIM SAPI,ON

SENS:DATA:TEL:OTN:ODU3:TTI:TIM? SAPI

Returns: 1

See Also

SENSe:DATA:TELecom:OTN:OTU[1..n]:TTI:TIM

SENSe:DATA:TELecom:OTN:OTU[1..n]:TTI:TIM?

:SENSe:DATA:TELecom:OTN:ODU[1..n]:TTI:TIM?

Description

This query returns the state of the ODU SAPI/DAPI Trace Identifier Mismatch (TIM).

At *RST condition, this value is set to OFF.

Navigation Path: Setup > Test Configurator > OTU > Traces > ODU > PM TTI Traces > SAPI/DAPI ODU-TIM

Navigation Path: Results > Traces > OTN > ODU > PM TTI Traces > SAPI/DAPI ODU-TIM

Syntax

:SENSe:DATA:TELecom:OTN:ODU[1..n]:TTI:TIM? <wsp><Etim>

Parameter(s)

Etim:

The program data syntax for the first parameter is defined as a <CHARACTER PROGRAM DATA> element.

enables/disables the TIM (Trace Identifier Mismatch).

SAPI: the SAPI which allows editing of the SAPI (Source Access Point Identifier) message to be generated.

DAPI: the DAPI which allows editing of the DAPI (Destination Access Point Identifier) message to be generated.

Response Syntax

<Set>

Response(s)

Set:

The response data syntax for the first parameter is defined as a <BOOLEAN RESPONSE DATA> element.

Returns the status of Trace Identifier Mismatch (TIM).

0, status of the Trace Identifier Mismatch (TIM) is disabled

1, status of the Trace Identifier Mismatch (TIM) is enabled

Example(s)

SENS:DATA:TEL:OTN:ODU3:TTI:TIM SAPI,ON

SENS:DATA:TEL:OTN:ODU3:TTI:TIM? SAPI

Returns: 1

See Also

SENSe:DATA:TELecom:OTN:OTU[1..n]:TTI:TIM

SENSe:DATA:TELecom:OTN:OTU[1..n]:TTI:TIM?

:SENSe:DATA:TELecom:OTN:OTU[1..n]:E[1..n]:TTI:DAPI:EXPected

Description

This command sets the OTU3e2/e2 SM DAPI expected message.

At *RST condition, this value is set to EXFO OTU DAPI.

Navigation Path: Setup > Test Configurator > OTU1e/2e / OTU3e1/e2 > Traces > OTU1e/2e / OTU3e1/e2 > SM TTI Traces > DAPI Expected Message

Navigation Path: Results > Traces > OTN > OTU1e/2e / OTU3e1/e2 > SM TTI Traces > DAPI Expected Message

NOTE: For :E[1..n]:, use :E: for OTU1e/2e.

Syntax

:SENSe:DATA:TELecom:OTN:OTU[1..n]:E[1..n]:TTI:DAPI:EXPected <wsp><Message>

Parameter(s)

Message:

The program data syntax for the first parameter is defined as a <STRING PROGRAM DATA> element.

Sets the expected message.

Response Syntax

<Set>

Example(s)

SENS:DATA:TEL:OTN:OTU3:E1:TTI:TIM DAPI,ON

SENS:DATA:TEL:OTN:OTU3:E1:TTI:DAPI:EXP EXFO OTU DAPI

SENS:DATA:TEL:OTN:OTU3:E1:TTI:DAPI:EXP?

Returns: EXFO OTU DAPI

See Also

SENSe:DATA:TELecom:OTN:OTU[1..n]:E[1..n]:TTI:TIM

:SENSe:DATA:TELecom:OTN:OTU[1..n]:E[1..n]:TTI:DAPI:EXPected?

Description

This query returns the OTU3e2/e2 SM DAPI expected message.

At *RST condition, this value is set to EXFO OTU DAPI.

Navigation Path: Setup > Test Configurator > OTU1e/2e / OTU3e1/e2 > Traces > OTU1e/2e / OTU3e1/e2 > SM TTI Traces > DAPI Expected Message

Navigation Path: Results > Traces > OTN > OTU1e/2e / OTU3e1/e2 > SM TTI Traces > DAPI Expected Message

NOTE: For :E[1..n]:, use :E: for OTU1e/2e.

Syntax

:SENSe:DATA:TELecom:OTN:OTU[1..n]:E[1..n]:TTI:DAPI:EXPected?

Response Syntax

<Message>

Response(s)

Message:

The response data syntax for the first parameter is defined as a <STRING RESPONSE DATA> element.

Returns the expected message.

Example(s)

SENS:DATA:TEL:OTN:OTU3:E1:TTI:TIM DAPI,ON

SENS:DATA:TEL:OTN:OTU3:E1:TTI:DAPI:EXP EXFO OTU DAPI

SENS:DATA:TEL:OTN:OTU3:E1:TTI:DAPI:EXP?

Returns: EXFO OTU DAPI

See Also

SENSe:DATA:TELecom:OTN:OTU[1..n]:E[1..n]:TTI:TIM

:SENSe:DATA:TELecom:OTN:OTU[1..n]:E[1..n]:TTI:SAPI:EXPected

Description

This command sets the OTU1e/2e/3e1/3e2 PM SAPI expected message.

At *RST condition, this value is set to EXFO OTU SAPI.

Navigation Path: Setup > Test Configurator > OTUn > Traces > OTUn > PM TTI Traces > SAPI - Expected Message

Navigation Path: Results > Traces > OTN > OTUn > PM TTI Traces > SAPI - Expected Message

NOTE: For :E[1..n]:, use :E: for OTU1e/2e.

Syntax

:SENSe:DATA:TELecom:OTN:OTU[1..n]:E[1..n]:TTI:SAPI:EXPected <wsp><Message>

Parameter(s)

Message:

The program data syntax for the first parameter is defined as a <STRING PROGRAM DATA> element.

Sets the expected message.

Response Syntax

<Message>

Example(s)

SENS:DATA:TEL:OTN:OTU3:E1:TTI:TIM SAPI,ON

SENS:DATA:TEL:OTN:OTU3:E1:TTI:SAPI:EXP EXFO OTU SAPI

SENS:DATA:TEL:OTN:OTU3:E1:TTI:SAPI:EXP?

Returns: EXFO OTU SAPI

See Also

SENSe:DATA:TELecom:OTN:OTU[1..n]:E[1..n]:TTI:TIM

:SENSe:DATA:TELecom:OTN:OTU[1..n]:E[1..n]:TTI:SAPI:EXPected?

Description

This command sets the ODU1e/2e/3e1/3e2 SM SAPI expected message.

At *RST condition, this value is set to EXFO OTU SAPI.

Navigation Path: Setup > Test Configurator > OTUn > Traces > OTUn > PM TTI Traces > SAPI - Expected Message

Navigation Path: Results > Traces > OTN > OTUn > PM TTI Traces > SAPI - Expected Message

NOTE: For :E[1..n]:, use :E: for OTU1e/2e.

Syntax

:SENSe:DATA:TELecom:OTN:OTU[1..n]:E[1..n]:TTI:SAPI:EXPected?

Response Syntax

<Message>

Response(s)

Message:

The response data syntax for the first parameter is defined as a <STRING RESPONSE DATA> element.

Returns the expected message.

Example(s)

SENS:DATA:TEL:OTN:OTU3:E1:TTI:TIM SAPI,ON

SENS:DATA:TEL:OTN:OTU3:E1:TTI:SAPI:EXP EXFO OTU SAPI

SENS:DATA:TEL:OTN:OTU3:E1:TTI:SAPI:EXP?

Returns: EXFO OTU SAPI

See Also

SENSe:DATA:TELecom:OTN:OTU[1..n]:E[1..n]:TTI:TIM

:SENSe:DATA:TELecom:OTN:OTU[1..n]:E[1..n]:TTI:TIM

Description

This command enables/disables the OTU1e/2e / OTU3e1/e2 SM SAPI/DAPI Trace Identifier Mismatch (TIM).

At *RST condition, this value is set to OFF.

Navigation Path: Setup > Test Configurator > OTU1e/2e / OTU3e1/e2 > Traces > OTU1e/2e / OTU3e1/e2 > SM TTI Traces > SAPI/DAPI OTU-TIM

Navigation Path: Results > Traces > OTN > OTU1e/2e / OTU3e1/e2 > SM TTI Traces > SAPI/DAPI OTU-TIM

NOTE: For :E[1..n]:, use :E: for OTU1e/2e.

Syntax

:SENSe:DATA:TELecom:OTN:OTU[1..n]:E[1..n]:TTI:TIM <wsp><Etim>, <Set>

Parameter(s)

Etim:

The program data syntax for the first parameter is defined as a <CHARACTER PROGRAM DATA> element.

enables/disables the Trace Identifier Mismatch (TIM).

SAPI: the SAPI which allows editing of the Source Access Point Identifier (SAPI) message to be generated.

DAPI: the DAPI which allows editing of the Destination Access Point Identifier (DAPI) message to be generated.

Set:

The program data syntax for the second parameter is defined as a <BOOLEAN PROGRAM DATA> element.

enables/disables the Trace Identifier Mismatch (TIM).

ON, enables the Trace Identifier Mismatch (TIM).

OFF, disables the Trace Identifier Mismatch (TIM).

Response Syntax

<Message>

Example(s)

SENS:DATA:TEL:OTN:OTU3:E1:TTI:TIM SAPI,ON

SENS:DATA:TEL:OTN:OTU3:E1:TTI:TIM? SAPI

Returns: 1

See Also

SENSe:DATA:TELecom:OTN:OTU[1..n]:E[1..n]:TTI:TIM?

:SENSe:DATA:TELecom:OTN:OTU[1..n]:E[1..n]:TTI:TIM?

Description

This query returns the status of the OTU1e/2e / OTU3e1/e2 SM SAPI/DAPI Trace Identifier Mismatch (TIM).

At *RST condition, this value is set to OFF.

Navigation Path: Setup > Test Configurator > OTU1e/2e / OTU3e1/e2 > Traces > OTU1e/2e / OTU3e1/e2 > SM TTI Traces > SAPI/DAPI OTU-TIM

Navigation Path: Results > Traces > OTN > OTU1e/2e / OTU3e1/e2 > SM TTI Traces > SAPI/DAPI OTU-TIM

NOTE: For :E[1..n]:, use :E: for OTU1e/2e.

Syntax

:SENSe:DATA:TELecom:OTN:OTU[1..n]:E[1..n]:TTI:TIM? <wsp><Etim>

Parameter(s)

Etim:

The program data syntax for the first parameter is defined as a <CHARACTER PROGRAM DATA> element.

enables/disables the Trace Identifier Mismatch (TIM).

SAPI: the SAPI which allows editing of the Source Access Point Identifier (SAPI) message to be generated.

DAPI: the DAPI which allows editing of the Destination Access Point Identifier (DAPI) message to be generated.

Response Syntax

<Set>

Response(s)

Set:

The response data syntax for the first parameter is defined as a <BOOLEAN RESPONSE DATA> element.

Returns the status of the Trace Identifier Mismatch (TIM).

0, status of the Trace Identifier Mismatch (TIM) is disabled

1, status of the Trace Identifier Mismatch (TIM) is enabled

Example(s)

SENS:DATA:TEL:OTN:OTU3:E1:TTI:TIM SAPI,ON

SENS:DATA:TEL:OTN:OTU3:E1:TTI:TIM? SAPI

Returns: 1

See Also

SENSe:DATA:TELecom:OTN:OTU[1..n]:E[1..n]:TTI:TIM

:SENSe:DATA:TELecom:OTN:OTU[1..n]:F:TTI:DAPI:EXPected

Description

This command sets the OTU1f/2f SM DAPI expected message.

At *RST condition, this value is set to EXFO OTU DAPI.

Navigation Path: Setup > Test Configurator > OTU1f/2f > Traces > OTU1f/2f > SM TTI Traces > DAPI - Expected Message

Navigation Path: Results > Traces > OTN > OTU1f/2f > SM TTI Traces > DAPI - Expected Message

Syntax

:SENSe:DATA:TELecom:OTN:OTU[1..n]:F:TTI:DAPI:EXPected <wsp><Message>

Parameter(s)

Message:

The program data syntax for the first parameter is defined as a <STRING PROGRAM DATA> element.

Sets the expected message.

Response Syntax

<Set>

Example(s)

SENS:DATA:TEL:OTN:OTU1:F:TTI:TIM DAPI,ON

SENS:DATA:TEL:OTN:OTU1:F:TTI:DAPI:EXP EXFO OTU DAPI

SENS:DATA:TEL:OTN:OTU1:F:TTI:DAPI:EXP?

Returns: EXFO OTU DAPI

See Also

SENSe:DATA:TELecom:OTN:OTU[1..n]:E[1..n]:TTI:DAPI:EXP?

:SENSe:DATA:TELecom:OTN:OTU[1..n]:F:TTI:DAPI:EXPected?

Description

This query returns the OTU1f/2f SM DAPI expected message.

At *RST condition, this value is set to EXFO OTU DAPI.

Navigation Path: Setup > Test Configurator > OTU1f/2f > Traces > OTU1f/2f > SM TTI Traces > DAPI - Expected Message

Navigation Path: Results > Traces > OTN > OTU1f/2f > SM TTI Traces > DAPI - Expected Message

Syntax

:SENSe:DATA:TELecom:OTN:OTU[1..n]:F:TTI:DAPI:EXPected?

Response Syntax

<Message>

Response(s)

Message:

The response data syntax for the first parameter is defined as a <STRING RESPONSE DATA> element.

Returns the expected message.

Example(s)

SENS:DATA:TEL:OTN:OTU1:F:TTI:TIM DAPI,ON

SENS:DATA:TEL:OTN:OTU1:F:TTI:DAPI:EXP EXFO OTU DAPI

SENS:DATA:TEL:OTN:OTU1:F:TTI:DAPI:EXP?

Returns: EXFO OTU DAPI

See Also

SENSe:DATA:TELecom:OTN:OTU[1..n]:E[1..n]:TTI:DAPI:EXP

:SENSe:DATA:TELecom:OTN:OTU[1..n]:F:TTI:SAPI:EXPected

Description

This command sets the OTU1f/2f SM SAPI expected message.

At *RST condition, this value is set to EXFO OTU SAPI.

Navigation Path: Setup > Test Configurator > OTU1f/2f > Traces > OTU1f/2f > SM TTI Traces > SAPI - Expected Message

Navigation Path: Results > Traces > OTN > OTU1f/2f > SM TTI Traces > SAPI - Expected Message

Syntax

:SENSe:DATA:TELecom:OTN:OTU[1..n]:F:TTI:SAPI:EXPected <wsp><Message>

Parameter(s)

Message:

The program data syntax for the first parameter is defined as a <STRING PROGRAM DATA> element.

Sets the expected message.

Response Syntax

<Message>

Example(s)

SENS:DATA:TEL:OTN:OTU1:F:TTI:TIM SAPI,ON

SENS:DATA:TEL:OTN:OTU1:F:TTI:SAPI:EXP EXFO OTU SAPI

SENS:DATA:TEL:OTN:OTU1:F:TTI:SAPI:EXP?

Returns: EXFO OTU SAPI

See Also

SENSe:DATA:TELecom:OTN:OTU[1..n]:E[1..n]:TTI:TIM?

:SENSe:DATA:TELecom:OTN:OTU[1..n]:F:TTI:SAPI:EXPected?

Description

This query returns the OTU1f/2f SM SAPI expected message.

At *RST condition, this value is set to EXFO OTU SAPI.

Navigation Path: Setup > Test Configurator > OTU1f/2f > Traces > OTU1f/2f > SM TTI Traces > SAPI - Expected Message

Navigation Path: Results > Traces > OTN > OTU1f/2f > SM TTI Traces > SAPI - Expected Message

Syntax

:SENSe:DATA:TELecom:OTN:OTU[1..n]:F:TTI:SAPI:EXPected?

Response Syntax

<Message>

Response(s)

Message:

The response data syntax for the first parameter is defined as a <STRING RESPONSE DATA> element.

Returns the expected message.

Example(s)

SENS:DATA:TEL:OTN:OTU1:F:TTI:TIM SAPI,ON

SENS:DATA:TEL:OTN:OTU1:F:TTI:SAPI:EXP EXFO OTU SAPI

SENS:DATA:TEL:OTN:OTU1:F:TTI:SAPI:EXP?

Returns: EXFO OTU SAPI

See Also

SENSe:DATA:TELecom:OTN:OTU[1..n]:E[1..n]:TTI:TIM

:SENSe:DATA:TELecom:OTN:OTU[1..n]:F:TTI:TIM

Description

This command enables/disables the OTU1f/2f SAPI/DAPI Trace Identifier Mismatch (TIM).

At *RST condition, this value is set to ON.

Navigation Path: Setup > Test Configurator > OTU1f/2f > Traces > OTU1f/2f > SM TTI Traces > SAPI/DAPI OTU-TIM

Navigation Path: Results > Traces > OTN > OTU1f/2f > SM TTI Traces > SAPI/DAPI OTU-TIM

Syntax

:SENSe:DATA:TELecom:OTN:OTU[1..n]:F:TTI:TIM <wsp><Etim>, <Set>

Parameter(s)

Etim:

The program data syntax for the first parameter is defined as a <CHARACTER PROGRAM DATA> element.

enables/disables the Trace Identifier Mismatch (TIM).

SAPI: the SAPI which allows editing of the Source Access Point Identifier (SAPI) message to be generated.

DAPI: the DAPI which allows editing of the Destination Access Point Identifier (DAPI) message to be generated.

Set:

The program data syntax for the second parameter is defined as a <BOOLEAN PROGRAM DATA> element.

enables/disables the Trace Identifier Mismatch (TIM).

ON, enables the Trace Identifier Mismatch (TIM).

OFF, disables the Trace Identifier Mismatch (TIM).

Response Syntax

<Message>

Example(s)

SENS:DATA:TEL:OTN:OTU1:F:TTI:TIM SAPI,ON

SENS:DATA:TEL:OTN:OTU1:F:TTI:TIM? SAPI

Returns: 0

See Also

SENSe:DATA:TELecom:OTN:OTU[1..n]:E[1..n]:TTI:TIM?

:SENSe:DATA:TELecom:OTN:OTU[1..n]:F:TTI:TIM?

Description

This query returns the status of the OTU1f/2f SAPI/DAPI Trace Identifier Mismatch (TIM).

At *RST condition, this value is set to ON.

Navigation Path: Setup > Test Configurator > OTU1f/2f > Traces > OTU1f/2f > SM TTI Traces > SAPI/DAPI OTU-TIM

Navigation Path: Results > Traces > OTN > OTU1f/2f > SM TTI Traces > SAPI/DAPI OTU-TIM

Syntax

:SENSe:DATA:TELecom:OTN:OTU[1..n]:F:TTI:TIM? <wsp><Etim>

Parameter(s)

Etim:

The program data syntax for the first parameter is defined as a <CHARACTER PROGRAM DATA> element.

enables/disables the Trace Identifier Mismatch (TIM).

SAPI: the SAPI which allows editing of the Source Access Point Identifier (SAPI) message to be generated.

DAPI: the DAPI which allows editing of the Destination Access Point Identifier (DAPI) message to be generated.

Response Syntax

<Set>

Response(s)

Set:

The response data syntax for the first parameter is defined as a <BOOLEAN RESPONSE DATA> element.

Returns the status of the Trace Identifier Mismatch (TIM).

0, status of the Trace Identifier Mismatch (TIM) is disabled.

1, status of the Trace Identifier Mismatch (TIM) is enabled.

Example(s)

SENS:DATA:TEL:OTN:OTU1:F:TTI:TIM SAPI,ON

SENS:DATA:TEL:OTN:OTU1:F:TTI:TIM? SAPI

Returns: 1

See Also

SENSe:DATA:TELecom:OTN:OTU[1..n]:E[1..n]:TTI:TIM

:SENSe:DATA:TELecom:OTN:OTU[1..n]:TTI:DAPI:EXPected

Description

This command sets the OTU SM DAPI expected message.

At *RST condition, this value is set to EXFO OTU DAPI.

Navigation Path: Setup > Test Configurator > OTU > Traces > OTU > SM TTI Traces > DAPI Expected Message

Navigation Path: Results > Traces > OTN > OTU > SM TTI Traces > DAPI Expected Message

Syntax

:SENSe:DATA:TELecom:OTN:OTU[1..n]:TTI:DAPI:EXPected <wsp><Message>

Parameter(s)

Message:

The program data syntax for the first parameter is defined as a <STRING PROGRAM DATA> element.

Sets the expected message.

Response Syntax

<Set>

Example(s)

SENS:DATA:TEL:OTN:OTU3:TTI:TIM DAPI,ON

SENS:DATA:TEL:OTN:OTU3:TTI:DAPI:EXP EXFO OTU DAPI

SENS:DATA:TEL:OTN:OTU3:TTI:DAPI:EXP?

Returns: EXFO OTU DAPI

See Also

SENSe:DATA:TELecom:OTN:ODU[1..n]:TTI:SAPI:EXPected

SENSe:DATA:TELecom:OTN:ODU[1..n]:TTI:SAPI:EXPected?

:SENSe:DATA:TELecom:OTN:OTU[1..n]:TTI:DAPI:EXPected?

Description

This query returns the OTU SM DAPI expected message.

At *RST condition, this value is set to EXFO OTU DAPI.

Navigation Path: Setup > Test Configurator > OTU > Traces > OTU > SM TTI Traces

Navigation Path: Results > Traces > OTN > OTU > SM TTI Traces

Syntax

:SENSe:DATA:TELecom:OTN:OTU[1..n]:TTI:DAPI:EXPected?

Response Syntax

<Message>

Response(s)

Message:

The response data syntax for the first parameter is defined as a <STRING RESPONSE DATA> element.

Returns the expected message for the OTU.

Example(s)

SENS:DATA:TEL:OTN:OTU3:TTI:TIM DAPI,ON

SENS:DATA:TEL:OTN:OTU3:TTI:DAPI:EXP EXFO OTU DAPI

SENS:DATA:TEL:OTN:OTU3:TTI:DAPI:EXP?

Returns: EXFO OTU DAPI

See Also

SENSe:DATA:TELecom:OTN:ODU[1..n]:TTI:SAPI:EXPected

SENSe:DATA:TELecom:OTN:ODU[1..n]:TTI:SAPI:EXPected?

:SENSe:DATA:TELecom:OTN:OTU[1..n]:TTI:SAPI:EXPected

Description

This command sets the OTU SM SAPI expected message.

At *RST condition, this value is set to EXFO OTU SAPI.

Navigation Path: Setup > Test Configurator > OTU > Traces > OTU > SM TTI Traces > SAPI Expected Message

Navigation Path: Results > Traces > OTN > OTU > SM TTI Traces > SAPI Expected Message

Syntax

:SENSe:DATA:TELecom:OTN:OTU[1..n]:TTI:SAPI:EXPected <wsp><Message>

Parameter(s)

Message:

The program data syntax for the first parameter is defined as a <STRING PROGRAM DATA> element.

Sets the expected message.

Response Syntax

<Message>

Example(s)

SENS:DATA:TEL:OTN:OTU3:TTI:TIM SAPI,ON

SENS:DATA:TEL:OTN:OTU3:TTI:SAPI:EXP EXFO OTU SAPI

SENS:DATA:TEL:OTN:OTU3:TTI:SAPI:EXP?

Returns: EXFO OTU SAPI

See Also

SENSe:DATA:TELecom:OTN:OTU[1..n]:TTI:TIM

SENSe:DATA:TELecom:OTN:OTU[1..n][1..n]:TTI:SAPI:EXPected?

:SENSe:DATA:TELecom:OTN:OTU[1..n]:TTI:SAPI:EXPected?

Description

This query returns the OTU SM SAPI expected message.

At *RST condition, this value is set to EXFO OTU SAPI.

Navigation Path: Setup > Test Configurator > OTU > Traces > OTU > SM TTI Traces > SAPI Expected Message

Navigation Path: Results > Traces > OTN > OTU > SM TTI Traces > SAPI Expected Message

Syntax

:SENSe:DATA:TELecom:OTN:OTU[1..n]:TTI:SAPI:EXPected?

Response Syntax

<Message>

Response(s)

Message:

The response data syntax for the first parameter is defined as a <STRING RESPONSE DATA> element.

Returns the expected message for the OTU.

Example(s)

SENS:DATA:TEL:OTN:OTU3:TTI:TIM SAPI,ON

SENS:DATA:TEL:OTN:OTU3:TTI:SAPI:EXP EXFO OTU SAPI

SENS:DATA:TEL:OTN:OTU3:TTI:SAPI:EXP?

Returns: EXFO OTU SAPI

See Also

SENSe:DATA:TELecom:OTN:ODU[1..n]:TTI:DAPI:EXPected

SENSe:DATA:TELecom:OTN:ODU[1..n]:TTI:DAPI:EXPected?

:SENSe:DATA:TELecom:OTN:OTU[1..n]:TTI:TIM

Description

This command enables/disables the OTU SM SAPI/DAPI Trace Identifier Mismatch (TIM).

At *RST condition, this value is set to OFF.

Navigation Path: Setup > Test Configurator > OTU > Traces > OTU > SM TTI Traces

Navigation Path: Results > Traces > OTN > OTU > SM TTI Traces > SAPI/DAPI OTU-TIM

Syntax

:SENSe:DATA:TELecom:OTN:OTU[1..n]:TTI:TIM <wsp><Etim>, <Set>

Parameter(s)

Etim:

The program data syntax for the first parameter is defined as a <CHARACTER PROGRAM DATA> element.

enables/disables the TIM (Trace Identifier Mismatch).

SAPI: the SAPI which allows editing of the SAPI (Source Access Point Identifier) message to be generated.

DAPI: the DAPI which allows editing of the DAPI (Destination Access Point Identifier) message to be generated.

Set:

The program data syntax for the second parameter is defined as a <BOOLEAN PROGRAM DATA> element.

enables/disables the Trace Identifier Mismatch (TIM).

ON, enables the Trace Identifier Mismatch (TIM).

OFF, disables the Trace Identifier Mismatch (TIM).

Response Syntax

<Message>

Example(s)

SENS:DATA:TEL:OTN:OTU3:TTI:TIM SAPI,ON

SENS:DATA:TEL:OTN:OTU3:TTI:TIM? SAPI

Returns: 1

See Also

SENSe:DATA:TELecom:OTN:ODU[1..n]:TTI:TIM

SENSe:DATA:TELecom:OTN:ODU[1..n]:TTI:TIM?

:SENSe:DATA:TELecom:OTN:OTU[1..n]:TTI:TIM?

Description

This query returns the state the OTU SM SAPI/DAPI Trace Identifier Mismatch (TIM).

At *RST condition, this value is set to OFF.

Navigation Path: Setup > Test Configurator > OTU > Traces > OTU > SM TTI Traces

Navigation Path: Results > Traces > OTN > OTU > SM TTI Traces > SAPI/DAPI OTU-TIM

Syntax

:SENSe:DATA:TELecom:OTN:OTU[1..n]:TTI:TIM? <wsp><Etim>

Parameter(s)

Etim:

The program data syntax for the first parameter is defined as a <CHARACTER PROGRAM DATA> element.

enables/disables the TIM (Trace Identifier Mismatch).

SAPI: the SAPI which allows editing of the SAPI (Source Access Point Identifier) message to be generated.

DAPI: the DAPI which allows editing of the DAPI (Destination Access Point Identifier) message to be generated.

Response Syntax

<Set>

Response(s)

Set:

The response data syntax for the first parameter is defined as a <BOOLEAN RESPONSE DATA> element.

Returns the status of Trace Identifier Mismatch (TIM).

SAPI, indicates the SAPI which allows editing of the SAPI (Source Access Point Identifier) message to be generated.

DAPI, indicates the DAPI which allows editing of the DAPI (Destination Access Point Identifier) message to be generated.

Example(s)

SENS:DATA:TEL:OTN:OTU3:TTI:TIM SAPI,ON

SENS:DATA:TEL:OTN:OTU3:TTI:TIM? SAPI

Returns: 1

See Also

SENSe:DATA:TELecom:OTN:ODU[1..n]:TTI:TIM

SENSe:DATA:TELecom:OTN:ODU[1..n]:TTI:TIM?

:SOURce:DATA:TELecom:OTN:ODU[1..n]:E[1..n]:PM:DAPI:B

Description

This command sets the ODU1e/2e/3e1/3e2 PM DAPI generated message.

At *RST condition, this value is set to EXFO ODU DAPI.

Navigation Path: Setup > Test Configurator > OTUn > Traces > ODUn > PM TTI Traces > DAPI - Generated Message

Syntax

:SOURce:DATA:TELecom:OTN:ODU[1..n]:E[1..n]:PM:DAPI:B <wsp><Message>

Parameter(s)

Message:

The program data syntax for the first parameter is defined as a <STRING PROGRAM DATA> element.

Sets the generated message.

Response Syntax

<Set>

Example(s)

SOUR:DATA:TEL:OTN:ODU3:E1:PM:DAPI:B EXFO ODU DAPI

SOUR:DATA:TEL:OTN:ODU3:E1:PM:DAPI:B?

Returns: EXFO ODU DAPI

See Also

SOURce:DATA:TELecom:OTN:OTU[1..n]:E[1..n]:SM:DAPI:B

:SOURce:DATA:TELecom:OTN:ODU[1..n]:E[1..n]:PM:DAPI:B?

Description

This query returns the ODU1e/2e/3e1/3e2 PM DAPI generated message.

At *RST condition, this value is set to EXFO ODU DAPI.

Navigation Path: Setup > Test Configurator > OTUn > Traces > ODUn > PM TTI Traces > DAPI - Generated Message

Syntax

:SOURce:DATA:TELecom:OTN:ODU[1..n]:E[1..n]:PM:DAPI:B?

Response Syntax

<Message>

Response(s)

Message:

The response data syntax for the first parameter is defined as a <STRING RESPONSE DATA> element.

Returns the selected message.

Example(s)

SOUR:DATA:TEL:OTN:ODU3:E1:PM:DAPI:B EXFO ODU DAPI

SOUR:DATA:TEL:OTN:ODU3:E1:PM:DAPI:B?

Returns: EXFO ODU DAPI

See Also

SOURce:DATA:TELecom:OTN:OTU[1..n]:E[1..n]:SM:DAPI:B?

:SOURce:DATA:TELecom:OTN:ODU[1..n]:E[1..n]:PM:OPSPec:B

Description

This command sets the ODU1e/2e/3e1/3e2 PM Operator Specific.

At *RST condition, this value is set to EXFO ODU OPERATOR SPECIFIC.

Navigation Path: Setup > Test Configurator > OTUn > Traces > ODUn > PM TTI Traces > Operator Specific - Generated Message

Syntax

:SOURce:DATA:TELecom:OTN:ODU[1..n]:E[1..n]:PM:OPSPec:B <wsp><Message>

Parameter(s)

Message:

The program data syntax for the first parameter is defined as a <STRING PROGRAM DATA> element.

Sets the generated message.

Response Syntax

<Message>

Example(s)

SOUR:DATA:TEL:OTN:ODU3:E1:PM:OPSP:B EXFO ODU OPERATOR SPECIFIC

SOUR:DATA:TEL:OTN:ODU3:E1:PM:OPSP:B?

Returns: EXFO ODU OPERATOR SPECIFIC

See Also

SOURce:DATA:TELecom:OTN:OTU[1..n]:E[1..n]:SM:OPSPec:B

:SOURce:DATA:TELecom:OTN:ODU[1..n]:E[1..n]:PM:OPSPec:B?

Description	This query returns the ODU1e/2e/3e1/3e2 PM Operator Specific. At *RST condition, this value is set to EXFO ODU OPERATOR SPECIFIC. Navigation Path: Setup > Test Configurator > OTUn > Traces > ODUn > PM TTI Traces > Operator Specific - Generated Message
Syntax	:SOURce:DATA:TELecom:OTN:ODU[1..n]:E[1..n]:PM:OPSPec:B?
Response Syntax	<Message>
Response(s)	**Message**: The response data syntax for the first parameter is defined as a <STRING RESPONSE DATA> element. Returns the selected message.
Example(s)	SOUR:DATA:TEL:OTN:ODU3:E1:PM:OPSP:B EXFO ODU OPERATOR SPECIFIC SOUR:DATA:TEL:OTN:ODU3:E1:PM:OPSP:B? Returns: EXFO ODU OPERATOR SPECIFIC
See Also	SOURce:DATA:TELecom:OTN:OTU[1..n]:E[1..n]:SM:OPSPec:B?

:SOURce:DATA:TELecom:OTN:ODU[1..n]:E[1..n]:PM:SAPI:B

Description

This command sets the ODU1e/2e/3e1/3e2 PM SAPI generated message.

At *RST condition, this value is set to EXFO ODU SAPI.

Navigation Path: Setup > Test Configurator > OTUn > Traces > ODUn > PM TTI Traces > SAPI - Generated Message

Syntax

:SOURce:DATA:TELecom:OTN:ODU[1..n]:E[1..n]:PM:SAPI:B <wsp><Message>

Parameter(s)

Message:

The program data syntax for the first parameter is defined as a <STRING PROGRAM DATA> element.

Sets the generated message.

Response Syntax

<Message>

Example(s)

SOUR:DATA:TEL:OTN:ODU3:E1:PM:SAPI:B EXFO ODU SAPI

SOUR:DATA:TEL:OTN:ODU3:E1:PM:SAPI:B?

Returns: EXFO ODU SAPI

See Also

SOURce:DATA:TELecom:OTN:OTU[1..n]:E[1..n]:SM:SAPI:B

:SOURce:DATA:TELecom:OTN:ODU[1..n]:E[1..n]:PM:SAPI:B?

Description

This query returns the ODU1e/2e/3e1/3e2 PM SAPI generated message.

At *RST condition, this value is set to EXFO ODU SAPI.

Navigation Path: Setup > Test Configurator > OTUn > Traces > ODUn > PM TTI Traces > SAPI - Generated Message

Syntax

:SOURce:DATA:TELecom:OTN:ODU[1..n]:E[1..n]:PM:SAPI:B?

Response Syntax

<Message>

Response(s)

Message:

The response data syntax for the first parameter is defined as a <STRING RESPONSE DATA> element.

Returns the selected message.

Example(s)

SOUR:DATA:TEL:OTN:ODU3:E1:PM:SAPI:B EXFO ODU SAPI

SOUR:DATA:TEL:OTN:ODU3:E1:PM:SAPI:B?

Returns: EXFO ODU SAPI

See Also

SOURce:DATA:TELecom:OTN:OTU[1..n]:E[1..n]:SM:SAPI:B?

:SOURce:DATA:TELecom:OTN:ODU[1..n]:E[1..n]:TCM[1..n]:DAPI:B

Description

This command sets the ODU3e1/e2 TCM DAPI generated message.

At *RST condition, this value is set to EXFO OTU DAPI.

Navigation Path: Setup > Test Configurator > OTU1e/2e / OTU3e1/e2 > Traces > ODU3e1/e2 > TCM > DAPI - Generated Message

Syntax

:SOURce:DATA:TELecom:OTN:ODU[1..n]:E[1..n]:TCM[1..n]:DAPI:B <wsp><Message>

Parameter(s)

Message:

The program data syntax for the first parameter is defined as a <STRING PROGRAM DATA> element.

Sets the generated message.

Response Syntax

<Message>

Example(s)

SOUR:DATA:TEL:OTN:ODU3:E1:TCM1:DAPI:B16 EXFO OTU DAPI

SOUR:DATA:TEL:OTN:ODU3:E1:TCM1:DAPI:B16?

Returns: EXFO OTU DAPI

See Also

SOURce:DATA:TELecom:OTN:OTU[1..n]:SM:DAPI:B16?

:SOURce:DATA:TELecom:OTN:ODU[1..n]:E[1..n]:TCM[1..n]:DAPI:B?

Description	This query returns the ODU3e1/e2 TCM DAPI generated message. At *RST condition, this value is set to EXFO OTU DAPI. Navigation Path: Setup > Test Configurator > OTU1e/2e / OTU3e1/e2 > Traces > ODU3e1/e2 > TCM > DAPI - Generated Message
Syntax	:SOURce:DATA:TELecom:OTN:ODU[1..n]:E[1..n]:TCM[1..n]:DAPI:B?
Response Syntax	<Message>
Response(s)	**Message**: The response data syntax for the first parameter is defined as a <STRING RESPONSE DATA> element. Returns the selected message for the instrument.
Example(s)	SOUR:DATA:TEL:OTN:ODU3:E1:TCM1:DAPI:B16 EXFO OTU DAPI SOUR:DATA:TEL:OTN:ODU3:E1:TCM1:DAPI:B16? Returns: EXFO OTU DAPI
See Also	SOURce:DATA:TELecom:OTN:OTU[1..n]:SM:DAPI:B16

:SOURce:DATA:TELecom:OTN:ODU[1..n]:E[1..n]:TCM[1..n]:OPSPec:B

Description	This command sets the ODU1e/2e/3e1/3e2 TCM Operator Specific Generated Message. At *RST condition, this value is set to EXFO TCMn OPERATOR SPECIFIC. Navigation Path: Setup > Test Configurator > OTUn > Traces > ODUn > ODUn TCM TTI Traces > TCMn > Operator Specific - Generated Message
Syntax	:SOURce:DATA:TELecom:OTN:ODU[1..n]:E[1..n]:TCM[1..n]:OPSPec:B <wsp><Message>
Parameter(s)	**Message**: The program data syntax for the first parameter is defined as a <STRING PROGRAM DATA> element. Sets the generated message.
Response Syntax	<Message>
Example(s)	SOUR:DATA:TEL:OTN:ODU3:E1:TCM1:OPSP:B32 EXFO TCM1 OPERATOR SPECIFIC SOUR:DATA:TEL:OTN:ODU3:E1:TCM1:OPSP:B32? Returns: EXFO TCM1 OPERATOR SPECIFIC
See Also	SOURce:DATA:TELecom:OTN:OTU[1..n]:SM:OPSPec:B32?

:SOURce:DATA:TELecom:OTN:ODU[1..n]:E[1..n]:TCM[1..n]:OPSPec:B?

Description	This query returns the ODU1e/2e/3e1/3e2 TCM Operator Specific Generated Message. At *RST condition, this value is set to EXFO TCMn OPERATOR SPECIFIC. Navigation Path: Setup > Test Configurator > OTUn > Traces > ODUn > ODUn TCM TTI Traces > TCMn > Operator Specific - Generated Message
Syntax	:SOURce:DATA:TELecom:OTN:ODU[1..n]:E[1..n]:TCM[1..n]:OPSPec:B?
Response Syntax	<Message>
Response(s)	**Message**: The response data syntax for the first parameter is defined as a <STRING RESPONSE DATA> element. Returns the selected message.
Example(s)	SOUR:DATA:TEL:OTN:ODU3:E1:TCM1:OPSP:B32 EXFO TCM1 OPERATOR SPECIFIC SOUR:DATA:TEL:OTN:ODU3:E1:TCM1:OPSP:B32? Returns: EXFO TCM1 OPERATOR SPECIFIC
See Also	SOURce:DATA:TELecom:OTN:OTU[1..n]:SM:OPSPec:B32

:SOURce:DATA:TELecom:OTN:ODU[1..n]:E[1..n]:TCM[1..n]:SAPI:B

Description	This command sets the ODU3e1/e2 TCM SAPI generated message. At *RST condition, this value is set to EXFO OTU SAPI Navigation Path: Setup > Test Configurator > OTU1e/2e / OTU3e1/e2 > Traces > ODU3e1/e2 > TCM > SAPI - Generated Message
Syntax	:SOURce:DATA:TELecom:OTN:ODU[1..n]:E[1..n]:TCM[1..n]:SAPI:B <wsp><Message>
Parameter(s)	**Message**: The program data syntax for the first parameter is defined as a <STRING PROGRAM DATA> element. Sets the generated message.
Response Syntax	<Message>
Example(s)	SOUR:DATA:TEL:OTN:ODU3:E1:TCM1:SAPI:B16 EXFO OTU SAPI SOUR:DATA:TEL:OTN:ODU3:E1:TCM1:SAPI:B16? Returns: EXFO OTU SAPI
See Also	SOURce:DATA:TELecom:OTN:OTU[1..n]:SM:SAPI:B16?

:SOURce:DATA:TELecom:OTN:ODU[1..n]:E[1..n]:TCM[1..n]:SAPI:B?

Description	This query returns the ODU3e1/e2 TCM SAPI generated message. At *RST condition, this value is set to EXFO OTU SAPI. Navigation Path: Setup > Test Configurator > OTU1e/2e / OTU3e1/e2 > Traces > ODU3e1/e2 > TCM > SAPI - Generated Message
Syntax	:SOURce:DATA:TELecom:OTN:ODU[1..n]:E[1..n]:TCM[1..n]:SAPI:B?
Response Syntax	<Message>
Response(s)	**Message**: The response data syntax for the first parameter is defined as a <STRING RESPONSE DATA> element. Returns the selected message for the instrument.
Example(s)	SOUR:DATA:TEL:OTN:ODU3:E1:TCM1:SAPI:B16 EXFO OTU SAPI SOUR:DATA:TEL:OTN:ODU3:E1:TCM1:SAPI:B16? Returns: EXFO OTU SAPI
See Also	SOURce:DATA:TELecom:OTN:OTU[1..n]:SM:SAPI:B16

:SOURce:DATA:TELecom:OTN:ODU[1..n]:E[1..n]:TTI:OVERwrite:ENABled

Description

This command enables/disables ODU3e1/e2 PM Overwrite.

At *RST condition, this value is set to OFF.

Navigation Path: Setup > Test Configurator > OTU1e/2e / OTU3e1/e2 > Traces > ODU3e(1/2) > PM TTI Traces > Overwrite

Syntax

:SOURce:DATA:TELecom:OTN:ODU[1..n]:E[1..n]:TTI:OVERwrite:ENABled <wsp><Status>

Parameter(s)

Status:

The program data syntax for the first parameter is defined as a <BOOLEAN PROGRAM DATA> element.

Enables/disables:

ON: Enables

OFF: Disables

Response Syntax

<Message>

Example(s)

SOUR:DATA:TEL:OTN:ODU3:E1:TTI:OVER:ENAB ON

SOUR:DATA:TEL:OTN:ODU3:E1:TTI:OVER:ENAB?

Returns: 1

See Also

SOURce:DATA:TELecom:OTN:OTU[1..n]:SM:OVERwrite:ENABled?

:SOURce:DATA:TELecom:OTN:ODU[1..n]:E[1..n]:TTI:OVERwrite:ENABled?

Description

This query returns the status of ODU3e1/e2 PM Overwrite.

At *RST condition, this value is set to OFF.

Navigation Path: Setup > Test Configurator > OTU1e/2e / OTU3e1/e2 > Traces > ODU3e(1/2) > PM TTI Traces > Overwrite

Syntax

:SOURce:DATA:TELecom:OTN:ODU[1..n]:E[1..n]:TTI:OVERwrite:ENABled?

Response Syntax

<Status>

Response(s)

Status:

The response data syntax for the first parameter is defined as a <BOOLEAN RESPONSE DATA> element.

Returns the enable/disable status:

1: Enabled

0: Disabled

Example(s)

SOUR:DATA:TEL:OTN:ODU3:E1:TTI:OVER:ENAB ON

SOUR:DATA:TEL:OTN:ODU3:E1:TTI:OVER:ENAB?

Returns: 1

See Also

SOURce:DATA:TELecom:OTN:OTU[1..n]:SM:OVERwrite:ENABled

:SOURce:DATA:TELecom:OTN:ODU[1..n]:F:PM:DAPI:B

Description

This command sets the ODU1f/2f PM DAPI generated message.

At *RST condition, this value is set to EXFO ODU DAPI.

Navigation Path: Setup > Test Configurator > OTUn > Traces > ODUn > PM TTI Traces > DAPI - Generated Message

Syntax

:SOURce:DATA:TELecom:OTN:ODU[1..n]:F:PM:DAPI:B <wsp><Message>

Parameter(s)

Message:

The program data syntax for the first parameter is defined as a <STRING PROGRAM DATA> element.

Sets the generated message.

Response Syntax

<Status>

Example(s)

SOUR:DATA:TEL:OTN:ODU1:F:PM:DAPI:B EXFO ODU DAPI

SOUR:DATA:TEL:OTN:ODU1:F:PM:DAPI:B?

Returns: EXFO ODU DAPI

See Also

SOURce:DATA:TELecom:OTN:OTU[1..n]:E[1..n]:SM:DAPI:B?

:SOURce:DATA:TELecom:OTN:ODU[1..n]:F:PM:DAPI:B?

Description

This query returns the ODU1f/2f PM DAPI generated message.

At *RST condition, this value is set to EXFO ODU DAPI.

Navigation Path: Setup > Test Configurator > OTUn > Traces > ODUn > PM TTI Traces > DAPI - Generated Message

Syntax

:SOURce:DATA:TELecom:OTN:ODU[1..n]:F:PM:DAPI:B?

Response Syntax

<Message>

Response(s)

Message:

The response data syntax for the first parameter is defined as a <STRING RESPONSE DATA> element.

Returns the selected message.

Example(s)

SOUR:DATA:TEL:OTN:ODU1:F:PM:DAPI:B EXFO ODU DAPI

SOUR:DATA:TEL:OTN:ODU1:F:PM:DAPI:B?

Returns: EXFO ODU DAPI

See Also

SOURce:DATA:TELecom:OTN:OTU[1..n]:E[1..n]:SM:DAPI:B

:SOURce:DATA:TELecom:OTN:ODU[1..n]:F:PM:OPSPec:B

Description

This command sets the ODU1f/2f PM Operator Specific.

At *RST condition, this value is set to EXFO ODU OPERATOR SPECIFIC.

Navigation Path: Setup > Test Configurator > OTUn > Traces > ODUn > PM TTI Traces > Operator Specific - Generated Message

Syntax

:SOURce:DATA:TELecom:OTN:ODU[1..n]:F:PM:OPSPec:B <wsp><Message>

Parameter(s)

Message:

The program data syntax for the first parameter is defined as a <STRING PROGRAM DATA> element.

Sets the generated message.

Response Syntax

<Message>

Example(s)

SOUR:DATA:TEL:OTN:ODU1:F:PM:OPSPec:B EXFO ODU OPERATOR SPECIFIC

SOUR:DATA:TEL:OTN:ODU1:F:PM:OPSPec:B?

Returns: EXFO ODU OPERATOR SPECIFIC

See Also

SOURce:DATA:TELecom:OTN:OTU[1..n]:E[1..n]:SM:OPSPec:B?

:SOURce:DATA:TELecom:OTN:ODU[1..n]:F:PM:OPSPec:B?

Description

This query returns the ODU1f/2f PM Operator Specific.

At *RST condition, this value is set to EXFO ODU OPERATOR SPECIFIC.

Navigation Path: Setup > Test Configurator > OTUn > Traces > ODUn > PM TTI Traces > Operator Specific - Generated Message

Syntax

:SOURce:DATA:TELecom:OTN:ODU[1..n]:F:PM:OPSPec:B?

Response Syntax

<Message>

Response(s)

Message:

The response data syntax for the first parameter is defined as a <STRING RESPONSE DATA> element.

Returns the selected message.

Example(s)

SOUR:DATA:TEL:OTN:ODU1:F:PM:OPSPec:B EXFO ODU OPERATOR SPECIFIC

SOUR:DATA:TEL:OTN:ODU1:F:PM:OPSPec:B?

Returns: EXFO ODU OPERATOR SPECIFIC

See Also

SOURce:DATA:TELecom:OTN:OTU[1..n]:E[1..n]:SM:OPSPec:B

:SOURce:DATA:TELecom:OTN:ODU[1..n]:F:PM:SAPI:B

Description

This command sets the ODU1f/2f PM SAPI generated message.

At *RST condition, this value is set to EXFO ODU SAPI.

Navigation Path: Setup > Test Configurator > OTUn > Traces > ODUn > PM TTI Traces > SAPI - Generated Message

Syntax

:SOURce:DATA:TELecom:OTN:ODU[1..n]:F:PM:SAPI:B <wsp><Message>

Parameter(s)

Message:

The program data syntax for the first parameter is defined as a <STRING PROGRAM DATA> element.

Sets the generated message.

Response Syntax

<Message>

Example(s)

SOUR:DATA:TEL:OTN:ODU1:F:PM:SAPI:B EXFO ODU SAPI

SOUR:DATA:TEL:OTN:ODU1:F:PM:SAPI:B?

Returns: EXFO ODU SAPI

See Also

SOURce:DATA:TELecom:OTN:OTU[1..n]:E[1..n]:SM:SAPI:B?

:SOURce:DATA:TELecom:OTN:ODU[1..n]:F:PM:SAPI:B?

Description

This query returns the ODU1f/2f PM SAPI generated message.

At *RST condition, this value is set to EXFO ODU SAPI.

Navigation Path: Setup > Test Configurator > OTUn > Traces > ODUn > PM TTI Traces > SAPI - Generated Message

Syntax

:SOURce:DATA:TELecom:OTN:ODU[1..n]:F:PM:SAPI:B?

Response Syntax

<Message>

Response(s)

Message:

The response data syntax for the first parameter is defined as a <STRING RESPONSE DATA> element.

Returns the selected message.

Example(s)

SOUR:DATA:TEL:OTN:ODU1:F:PM:SAPI:B EXFO ODU SAPI

SOUR:DATA:TEL:OTN:ODU1:F:PM:SAPI:B?

Returns: EXFO ODU SAPI

See Also

SOURce:DATA:TELecom:OTN:OTU[1..n]:E[1..n]:SM:SAPI:B

:SOURce:DATA:TELecom:OTN:ODU[1..n]:F:TCM[1..n]:DAPI:B

Description

This command sets the ODU1f/2f TCM DAPI generated message.

At *RST condition, this value is set to EXFO OTU DAPI.

Navigation Path: Setup > Test Configurator > OTU1f/2f > Traces > ODU1f/2f > TCM > DAPI - Generated Message

Syntax

:SOURce:DATA:TELecom:OTN:ODU[1..n]:F:TCM[1..n]:DAPI:B <wsp><Message>

Parameter(s)

Message:

The program data syntax for the first parameter is defined as a <STRING PROGRAM DATA> element.

Sets the generated message.

Response Syntax

<Message>

Example(s)

SOUR:DATA:TEL:OTN:ODU1:F:TCM1:DAPI:B EXFO OTU DAPI

SOUR:DATA:TEL:OTN:ODU1:F:TCM1:DAPI:B?

Returns: EXFO OTU DAPI

See Also

SOURce:DATA:TELecom:OTN:OTU[1..n]:SM:DAPI:B?

:SOURce:DATA:TELecom:OTN:ODU[1..n]:F:TCM[1..n]:DAPI:B?

Description

This query returns the ODU1f/2f TCM DAPI generated message.

At *RST condition, this value is set to EXFO OTU DAPI.

Navigation Path: Setup > Test Configurator > OTU1f/2f > Traces > ODU1f/2f > TCM > DAPI - Generated Message

Syntax

:SOURce:DATA:TELecom:OTN:ODU[1..n]:F:TCM[1..n]:DAPI:B?

Response Syntax

<Message>

Response(s)

Message:

The response data syntax for the first parameter is defined as a <STRING RESPONSE DATA> element.

Returns the selected message for the instrument.

Example(s)

SOUR:DATA:TEL:OTN:ODU1:F:TCM1:DAPI:B EXFO OTU DAPI

SOUR:DATA:TEL:OTN:ODU1:F:TCM1:DAPI:B?

Returns: EXFO OTU DAPI

See Also

SOURce:DATA:TELecom:OTN:OTU[1..n]:SM:DAPI:B

:SOURce:DATA:TELecom:OTN:ODU[1..n]:F:TCM[1..n]:OPSPec:B

Description

This command sets the ODU1f/2f TCM Operator Specific Generated Message.

At *RST condition, this value is set to EXFO TCMn OPERATOR SPECIFIC.

Navigation Path: Setup > Test Configurator > OTUn > Traces > ODUn > ODUn TCM TTI Traces > TCMn > Operator Specific - Generated Message

Syntax

:SOURce:DATA:TELecom:OTN:ODU[1..n]:F:TCM[1..n]:OPSPec:B <wsp><Message>

Parameter(s)

Message:

The program data syntax for the first parameter is defined as a <STRING PROGRAM DATA> element.

Sets the generated message.

Response Syntax

<Message>

Example(s)

SOUR:DATA:TEL:OTN:ODU1:F:TCM1:OPSP:B EXFO TCM1 OPERATOR SPECIFIC

SOUR:DATA:TEL:OTN:ODU1:F:TCM1:OPSP:B?

Returns: EXFO TCM1 OPERATOR SPECIFIC

See Also

SOURce:DATA:TELecom:OTN:OTU[1..n]:SM:OPSPec:B?

:SOURce:DATA:TELecom:OTN:ODU[1..n]:F:TCM[1..n]:OPSPec:B?

Description	This query returns the ODU1f/2f TCM Operator Specific Generated Message. At *RST condition, this value is set to EXFO TCMn OPERATOR SPECIFIC. Navigation Path: Setup > Test Configurator > OTUn > Traces > ODUn > ODUn TCM TTI Traces > TCMn > Operator Specific - Generated Message
Syntax	:SOURce:DATA:TELecom:OTN:ODU[1..n]:F:TCM[1..n]:OPSPec:B?
Response Syntax	<Message>
Response(s)	**Message**: The response data syntax for the first parameter is defined as a <STRING RESPONSE DATA> element. Returns the selected message.
Example(s)	SOUR:DATA:TEL:OTN:ODU1:F:TCM1:OPSP:B EXFO TCM1 OPERATOR SPECIFIC SOUR:DATA:TEL:OTN:ODU1:F:TCM1:OPSP:B? Returns: EXFO TCM1 OPERATOR SPECIFIC
See Also	SOURce:DATA:TELecom:OTN:OTU[1..n]:SM:OPSPec:B

:SOURce:DATA:TELecom:OTN:ODU[1..n]:F:TCM[1..n]:SAPI:B

Description

This command sets the ODU1f/2f TCM SAPI generated message.

At *RST condition, this value is set to EXFO OTU SAPI.

Navigation Path: Setup > Test Configurator > OTU1f/2f > Traces > ODU1f/2f > TCM > SAPI - Generated Message

Syntax

:SOURce:DATA:TELecom:OTN:ODU[1..n]:F:TCM[1..n]:SAPI:B <wsp><Message>

Parameter(s)

Message:

The program data syntax for the first parameter is defined as a <STRING PROGRAM DATA> element.

Sets the generated message.

Response Syntax

<Message>

Example(s)

SOUR:DATA:TEL:OTN:ODU1:F:TCM1:SAPI:B EXFO OTU SAPI

SOUR:DATA:TEL:OTN:ODU1:F:TCM1:SAPI:B?

Returns: EXFO OTU SAPI

See Also

SOURce:DATA:TELecom:OTN:OTU[1..n]:SM:SAPI:B?

:SOURce:DATA:TELecom:OTN:ODU[1..n]:F:TCM[1..n]:SAPI:B?

Description

This query returns the ODU1f/2f TCM SAPI generated message.

At *RST condition, this value is set to EXFO OTU SAPI.

Navigation Path: Setup > Test Configurator > OTU1f/2f > Traces > ODU1f/2f > TCM > SAPI - Generated Message

Syntax

:SOURce:DATA:TELecom:OTN:ODU[1..n]:F:TCM[1..n]:SAPI:B?

Response Syntax

<Message>

Response(s)

Message:

The response data syntax for the first parameter is defined as a <STRING RESPONSE DATA> element.

Returns the selected message for the instrument.

Example(s)

SOUR:DATA:TEL:OTN:ODU1:F:TCM1:SAPI:B EXFO OTU SAPI

SOUR:DATA:TEL:OTN:ODU1:F:TCM1:SAPI:B?

Returns: EXFO OTU SAPI

See Also

SOURce:DATA:TELecom:OTN:OTU[1..n]:SM:SAPI:B

:SOURce:DATA:TELecom:OTN:ODU[1..n]:F:TTI:OVERwrite:ENABled

Description

This command enables/disables ODU1f/2f PM Overwrite.

At *RST condition, this value is set to OFF.

Navigation Path: Setup > Test Configurator > OTU1f/2f > Traces > OTU1f/2f > PM TTI Traces > Overwrite

Syntax

:SOURce:DATA:TELecom:OTN:ODU[1..n]:F:TTI:OVERwrite:ENABled <wsp><Status>

Parameter(s)

Status:

The program data syntax for the first parameter is defined as a <BOOLEAN PROGRAM DATA> element.

Enables/disables:

ON: Enables

OFF: Disables

Response Syntax

<Message>

Example(s)

SOUR:DATA:TEL:OTN:ODU3:E1:TTI:OVER:ENAB ON

SOUR:DATA:TEL:OTN:ODU3:E1:TTI:OVER:ENAB?

Returns: 1

See Also

SOURce:DATA:TELecom:OTN:OTU[1..n]:SM:OVERwrite:ENABled?

:SOURce:DATA:TELecom:OTN:ODU[1..n]:F:TTI:OVERwrite:ENABled?

Description

This query returns the status of ODU1f/2f PM Overwrite.

At *RST condition, this value is set to OFF.

Navigation Path: Setup > Test Configurator > OTU1f/2f > Traces > OTU1f/2f > PM TTI Traces > Overwrite

Syntax

:SOURce:DATA:TELecom:OTN:ODU[1..n]:F:TTI:OVERwrite:ENABled?

Response Syntax

<Status>

Response(s)

Status:

The response data syntax for the first parameter is defined as a <BOOLEAN RESPONSE DATA> element.

Returns the enable/disable status:

1: Enabled

0: Disabled

Example(s)

SOUR:DATA:TEL:OTN:ODU3:E1:TTI:OVER:ENAB ON

SOUR:DATA:TEL:OTN:ODU3:E1:TTI:OVER:ENAB?

Returns: 1

See Also

SOURce:DATA:TELecom:OTN:OTU[1..n]:SM:OVERwrite:ENABled

:SOURce:DATA:TELecom:OTN:ODU[1..n]:PM:DAPI:B

Description

This command sets the ODUn PM DAPI generated message.

At *RST condition, this value is set to EXFO ODU DAPI.

Navigation Path: Setup > Test Configurator > OTUn > Traces > ODUn > PM TTI Traces > DAPI - Generated Message

Syntax

:SOURce:DATA:TELecom:OTN:ODU[1..n]:PM:DAPI:B <wsp><Message>

Parameter(s)

Message:

The program data syntax for the first parameter is defined as a <STRING PROGRAM DATA> element.

Sets the generated message.

Response Syntax

<Status>

Example(s)

SOUR:DATA:TEL:OTN:ODU3:PM:DAPI:B EXFO ODU DAPI

SOUR:DATA:TEL:OTN:ODU3:PM:DAPI:B?

Returns: EXFO ODU DAPI

See Also

SOURce:DATA:TELecom:OTN:ODU[1..n]:PM:SAPI:B

SOURce:DATA:TELecom:OTN:ODU[1..n]:PM:SAPI:B?

:SOURce:DATA:TELecom:OTN:ODU[1..n]:PM:DAPI:B?

Description

This query returns the ODUn PM DAPI generated message.

At *RST condition, this value is set to EXFO ODU DAPI.

Navigation Path: Setup > Test Configurator > OTUn > Traces > ODUn > PM TTI Traces > DAPI - Generated Message

Syntax

:SOURce:DATA:TELecom:OTN:ODU[1..n]:PM:DAPI:B?

Response Syntax

<Message>

Response(s)

Message:

The response data syntax for the first parameter is defined as a <STRING RESPONSE DATA> element.

Returns the selected message.

Example(s)

SOUR:DATA:TEL:OTN:ODU3:PM:DAPI:B EXFO ODU DAPI

SOUR:DATA:TEL:OTN:ODU3:PM:DAPI:B?

Returns: EXFO ODU DAPI

See Also

SOURce:DATA:TELecom:OTN:ODU[1..n]:PM:SAPI:B

SOURce:DATA:TELecom:OTN:ODU[1..n]:PM:SAPI:B?

:SOURce:DATA:TELecom:OTN:ODU[1..n]:PM:OPSPec:B

Description

This command sets the ODUn PM Operator Specific.

At *RST condition, this value is set to EXFO ODU OPERATOR SPECIFIC.

Navigation Path: Setup > Test Configurator > OTUn > Traces > ODUn > PM TTI Traces > Operator Specific - Generated Message

Syntax

:SOURce:DATA:TELecom:OTN:ODU[1..n]:PM:OPSPec:B <wsp><Message>

Parameter(s)

Message:

The program data syntax for the first parameter is defined as a <STRING PROGRAM DATA> element.

Sets the generated message.

Response Syntax

<Message>

Example(s)

SOUR:DATA:TEL:OTN:ODU3:PM:OPSP:B EXFO ODU OPERATOR SPECIFIC

SOUR:DATA:TEL:OTN:ODU3:PM:OPSP:B?

Returns: EXFO ODU OPERATOR SPECIFIC

See Also

SOURce:DATA:TELecom:OTN:OTU[1..n]:SM:OPSPec:B

SOURce:DATA:TELecom:OTN:OTU[1..n]:SM:OPSPec:B?

:SOURce:DATA:TELecom:OTN:ODU[1..n]:PM:OPSPec:B?

Description

This query returns the ODUn PM Operator Specific.

At *RST condition, this value is set to EXFO ODU OPERATOR SPECIFIC.

Navigation Path: Setup > Test Configurator > OTUn > Traces > ODUn > PM TTI Traces > Operator Specific - Generated Message

Syntax

:SOURce:DATA:TELecom:OTN:ODU[1..n]:PM:OPSPec:B?

Response Syntax

<Message>

Response(s)

Message:

The response data syntax for the first parameter is defined as a <STRING RESPONSE DATA> element.

Returns the selected message.

Example(s)

SOUR:DATA:TEL:OTN:ODU3:PM:OPSP:B EXFO ODU OPERATOR SPECIFIC

SOUR:DATA:TEL:OTN:ODU3:PM:OPSP:B?

Returns: EXFO ODU OPERATOR SPECIFIC

See Also

SOURce:DATA:TELecom:OTN:OTU[1..n]:SM:OPSPec:B

SOURce:DATA:TELecom:OTN:OTU[1..n]:SM:OPSPec:B?

:SOURce:DATA:TELecom:OTN:ODU[1..n]:PM:SAPI:B

Description

This command sets the ODUn PM SAPI generated message.

At *RST condition, this value is set to EXFO ODU SAPI.

Navigation Path: Setup > Test Configurator > OTUn > Traces > ODUn > PM TTI Traces > SAPI - Generated Message

Syntax

:SOURce:DATA:TELecom:OTN:ODU[1..n]:PM:SAPI:B <wsp><Message>

Parameter(s)

Message:

The program data syntax for the first parameter is defined as a <STRING PROGRAM DATA> element.

Sets the generated message.

Response Syntax

<Message>

Example(s)

SOUR:DATA:TEL:OTN:ODU3:PM:SAPI:B EXFO ODU SAPI

SOUR:DATA:TEL:OTN:ODU3:PM:SAPI:B?

Returns: EXFO ODU SAPI

See Also

SOURce:DATA:TELecom:OTN:ODU[1..n]:PM:DAPI:B

SOURce:DATA:TELecom:OTN:ODU[1..n]:PM:DAPI:B?

:SOURce:DATA:TELecom:OTN:ODU[1..n]:PM:SAPI:B?

Description

This query returns the ODUn PM SAPI generated message.

At *RST condition, this value is set to EXFO ODU SAPI.

Navigation Path: Setup > Test Configurator > OTUn > Traces > ODUn > PM TTI Traces > SAPI - Generated Message

Syntax

:SOURce:DATA:TELecom:OTN:ODU[1..n]:PM:SAPI:B?

Response Syntax

<Message>

Response(s)

Message:

The response data syntax for the first parameter is defined as a <STRING RESPONSE DATA> element.

Returns the selected message.

Example(s)

SOUR:DATA:TEL:OTN:ODU3:PM:SAPI:B EXFO ODU SAPI

SOUR:DATA:TEL:OTN:ODU3:PM:SAPI:B?

Returns: EXFO ODU SAPI

See Also

SOURce:DATA:TELecom:OTN:OTU[1..n]:SM:SAPI:B

:SOURce:DATA:TELecom:OTN:ODU[1..n]:TCM[1..n]:DAPI:B

Description

This command sets the ODU TCM DAPI generated message.

At *RST condition, this value is set to EXFO TCM DAPI.

Navigation Path: Setup > Test Configurator > OTU > Traces > ODU > TCM > DAPI - Generated Message

Syntax

:SOURce:DATA:TELecom:OTN:ODU[1..n]:TCM[1..n]:DAPI:B <wsp><Message>

Parameter(s)

Message:

The program data syntax for the first parameter is defined as a <STRING PROGRAM DATA> element.

Sets the generated message.

Response Syntax

<Message>

Example(s)

SOUR:DATA:TEL:OTN:ODU3:TCM1:DAPI:B EXFO1

SOUR:DATA:TEL:OTN:ODU3:TCM1:DAPI:B?

Returns: EXFO1

See Also

SOURce:DATA:TELecom:OTN:ODU[1..n]:TCM[1..n]:SAPI:B

SOURce:DATA:TELecom:OTN:ODU[1..n]:TCM[1..n]:SAPI:B?

:SOURce:DATA:TELecom:OTN:ODU[1..n]:TCM[1..n]:DAPI:B?

Description

This query returns the ODU TCM DAPI generated message.

At *RST condition, this value is set to EXFO TCM DAPI.

Navigation Path: Setup > Test Configurator > OTU > Traces > ODU > TCM > DAPI - Generated Message

Syntax

:SOURce:DATA:TELecom:OTN:ODU[1..n]:TCM[1..n]:DAPI:B?

Response Syntax

<Message>

Response(s)

Message:

The response data syntax for the first parameter is defined as a <STRING RESPONSE DATA> element.

Returns the selected message for the instrument.

Example(s)

SOUR:DATA:TEL:OTN:ODU3:TCM1:DAPI:B EXFO1

SOUR:DATA:TEL:OTN:ODU3:TCM1:DAPI:B?

Returns: EXFO1

See Also

SOURce:DATA:TELecom:OTN:ODU[1..n]:TCM[1..n]:SAPI:B

SOURce:DATA:TELecom:OTN:ODU[1..n]:TCM[1..n]:SAPI:B?

:SOURce:DATA:TELecom:OTN:ODU[1..n]:TCM[1..n]:OPSPec:B

Description

This command sets the ODUn TCM Operator Specific Generated Message.

At *RST condition, this value is set to EXFO TCMn OPERATOR SPECIFIC.

Navigation Path: Setup > Test Configurator > OTUn > Traces > ODUn > ODUn TCM TTI Traces > TCMn > Operator Specific - Generated Message

Syntax

:SOURce:DATA:TELecom:OTN:ODU[1..n]:TCM[1..n]:OPSPec:B <wsp><Message>

Parameter(s)

Message:

The program data syntax for the first parameter is defined as a <STRING PROGRAM DATA> element.

Sets the generated message.

Response Syntax

<Message>

Example(s)

SOUR:DATA:TEL:OTN:ODU3:TCM1:OPSP:B EXFO TCM1 OPERATOR SPECIFIC

SOUR:DATA:TEL:OTN:ODU3:TCM1:OPSP:B?

Returns: EXFO TCM1 OPERATOR SPECIFIC

See Also

SOURce:DATA:TELecom:OTN:ODU[1..n]:TCM[1..n]:SAPI:B

SOURce:DATA:TELecom:OTN:ODU[1..n]:TCM[1..n]:SAPI:B?

:SOURce:DATA:TELecom:OTN:ODU[1..n]:TCM[1..n]:OPSPec:B?

Description

This query returns the ODU1f/2f TCM Operator Specific Generated Message.

At *RST condition, this value is set to EXFO TCMn OPERATOR SPECIFIC.

Navigation Path: Setup > Test Configurator > OTUn > Traces > ODUn > ODUn TCM TTI Traces > TCMn > Operator Specific - Generated Message

Syntax

:SOURce:DATA:TELecom:OTN:ODU[1..n]:TCM[1..n]:OPSPec:B?

Response Syntax

<Message>

Response(s)

Message:

The response data syntax for the first parameter is defined as a <STRING RESPONSE DATA> element.

Returns the selected message.

Example(s)

SOUR:DATA:TEL:OTN:ODU3:TCM1:OPSP:B EXFO TCM1 OPERATOR SPECIFIC

SOUR:DATA:TEL:OTN:ODU3:TCM1:OPSP:B?

Returns: EXFO TCM1 OPERATOR SPECIFIC

See Also

SOURce:DATA:TELecom:OTN:ODU[1..n]:TCM[1..n]:SAPI:B

SOURce:DATA:TELecom:OTN:ODU[1..n]:TCM[1..n]:SAPI:B?

:SOURce:DATA:TELecom:OTN:ODU[1..n]:TCM[1..n]:SAPI:B

Description

This command sets the ODU TCM SAPI generated message.

At *RST condition, this value is set to EXFO TCM SAPI.

Navigation Path: Setup > Test Configurator > OTU > Traces > ODU > TCM > SAPI - Generated Message

Syntax

:SOURce:DATA:TELecom:OTN:ODU[1..n]:TCM[1..n]:SAPI:B <wsp><Message>

Parameter(s)

Message:

The program data syntax for the first parameter is defined as a <STRING PROGRAM DATA> element.

Sets the generated message.

Response Syntax

<Message>

Example(s)

SOUR:DATA:TEL:OTN:ODU3:TCM1:SAPI:B EXFO

SOUR:DATA:TEL:OTN:ODU3:TCM1:SAPI:B?

Returns: EXFO

See Also

SOURce:DATA:TELecom:OTN:ODU[1..n]:TCM[1..n]:DAPI:B

SOURce:DATA:TELecom:OTN:ODU[1..n]:TCM[1..n]:DAPI:B?

:SOURce:DATA:TELecom:OTN:ODU[1..n]:TCM[1..n]:SAPI:B?

Description

This query returns the ODU TCM SAPI generated message.

At *RST condition, this value is set to EXFO TCM SAPI.

Navigation Path: Setup > Test Configurator > OTU > Traces > ODU > TCM > SAPI - Generated Message

Syntax

:SOURce:DATA:TELecom:OTN:ODU[1..n]:TCM[1..n]:SAPI:B?

Response Syntax

<Message>

Response(s)

Message:

The response data syntax for the first parameter is defined as a <STRING RESPONSE DATA> element.

Returns the selected message for the instrument.

Example(s)

SOUR:DATA:TEL:OTN:ODU3:TCM1:SAPI:B EXFO

SOUR:DATA:TEL:OTN:ODU3:TCM1:SAPI:B?

Returns: EXFO

See Also

SOURce:DATA:TELecom:OTN:ODU[1..n]:TCM[1..n]:DAPI:B

SOURce:DATA:TELecom:OTN:ODU[1..n]:TCM[1..n]:DAPI:B?

:SOURce:DATA:TELecom:OTN:ODU[1..n]:TTI:OVERwrite:ENABled

Description	This command enables/disables ODU PM Overwrite. At *RST condition, this value is set to OFF. Navigation Path: Setup > Test Configurator > OTU > Traces > ODU > PM TTI Traces > Overwrite
Syntax	:SOURce:DATA:TELecom:OTN:ODU[1..n]:TTI:OVERwrite:ENABled <wsp><Status>
Parameter(s)	**Status**: The program data syntax for the first parameter is defined as a <BOOLEAN PROGRAM DATA> element. Enables/disables: ON: Enables OFF: Disables
Response Syntax	<Message>
Example(s)	SOUR:DATA:TEL:OTN:ODU3:TTI:OVER:ENAB ON SOUR:DATA:TEL:OTN:ODU3:TTI:OVER:ENAB? Returns: 1
See Also	SOURce:DATA:TELecom:OTN:OTU[1..n]:SM:OVERwrite:ENABled?

:SOURce:DATA:TELecom:OTN:ODU[1..n]:TTI:OVERwrite:ENABled?

Description

This query returns the status of ODU PM Overwrite.

At *RST condition, this value is set to OFF.

Navigation Path: Test > Setup > Test Configurator > OTU > Traces > ODU > PM TTI Traces > Overwrite

Syntax

:SOURce:DATA:TELecom:OTN:ODU[1..n]:TTI:OVERwrite:ENABled?

Response Syntax

<Status>

Response(s)

Status:

The response data syntax for the first parameter is defined as a <BOOLEAN RESPONSE DATA> element.

Returns the enable/disable status:

1: Enabled

0: Disabled

Example(s)

SOUR:DATA:TEL:OTN:ODU3:TTI:OVER:ENAB ON

SOUR:DATA:TEL:OTN:ODU3:TTI:OVER:ENAB?

Returns: 1

See Also

SOURce:DATA:TELecom:OTN:OTU[1..n]:SM:OVERwrite:ENABled

:SOURce:DATA:TELecom:OTN:OTU[1..n]:E[1..n]:SM:DAPI:B

Description

This command sets the OTU1e/2e/3e1/3e2 SM DAPI Generated Message.

At *RST condition, this value is set to EXFO OTU DAPI.

Navigation Path: Setup > Test Configurator > OTU > Traces > OTU > SM TTI Traces > DAPI Generated Message

NOTE: For :E[1..n]:, use :E: for OTU1e/2e.

Syntax

:SOURce:DATA:TELecom:OTN:OTU[1..n]:E[1..n]:SM:DAPI:B <wsp><Message>

Parameter(s)

Message:

The program data syntax for the first parameter is defined as a <STRING PROGRAM DATA> element.

Sets the generated message.

Response Syntax

<Status>

Example(s)

SOUR:DATA:TEL:OTN:OTU3:E1:SM:DAPI:B EXFO OTU DAPI

SOUR:DATA:TEL:OTN:OTU3:E1:SM:DAPI:B?

Returns: EXFO OTU DAPI

See Also

SOURce:DATA:TELecom:OTN:OTU[1..n]:E[1..n]:SM:SAPI:B

:SOURce:DATA:TELecom:OTN:OTU[1..n]:E[1..n]:SM:DAPI:B?

Description

This query returns the OTU1e/2e/3e1/3e2 SM DAPI Generated Message.

At *RST condition, this value is set to EXFO OTU DAPI.

Navigation Path: Setup > Test Configurator > OTU > Traces > OTU > SM TTI Traces > DAPI Generated Message

NOTE: For :E[1..n]:, use :E: for OTU1e/2e.

Syntax

:SOURce:DATA:TELecom:OTN:OTU[1..n]:E[1..n]:SM:DAPI:B?

Response Syntax

<Message>

Response(s)

Message:

The response data syntax for the first parameter is defined as a <STRING RESPONSE DATA> element.

Returns the selected message.

Example(s)

SOUR:DATA:TEL:OTN:OTU3:E1:SM:DAPI:B EXFO OTU DAPI

SOUR:DATA:TEL:OTN:OTU3:E1:SM:DAPI:B?

Returns: EXFO OTU DAPI

See Also

SOURce:DATA:TELecom:OTN:OTU[1..n]:E[1..n]:SM:SAPI:B?

:SOURce:DATA:TELecom:OTN:OTU[1..n]:E[1..n]:SM:OPSPec:B

Description

This command sets the OTU1e/2e / OTU3e1/e2 SM Operator Specific generated message.

At *RST condition, this value is set to EXFO OTU OPERATOR SPECIFIC.

Navigation Path: Setup > Test Configurator > OTU1e/2e / OTU3e1/e2 > Traces > OTU1e/2e / OTU3e1/e2 > SM TTI Traces > Operator Specific

NOTE: For :E[1..n]:, use :E: for OTU1e/2e.

Syntax

:SOURce:DATA:TELecom:OTN:OTU[1..n]:E[1..n]:SM:OPSPec:B <wsp><Message>

Parameter(s)

Message:

The program data syntax for the first parameter is defined as a <STRING PROGRAM DATA> element.

Sets the generated message.

Response Syntax

<Message>

Example(s)

SOUR:DATA:TEL:OTN:OTU3:E1:SM:OPSP:B EXFO OTU OPERATOR SPECIFIC

SOUR:DATA:TEL:OTN:OTU3:E1:SM:OPSP:B?

Returns: EXFO OTU OPERATOR SPECIFIC

See Also

SOURce:DATA:TELecom:OTN:OTU[1..n]:E[1..n]:SM:SAPI:B

:SOURce:DATA:TELecom:OTN:OTU[1..n]:E[1..n]:SM:OPSPec:B?

Description

This query returns the OTU1e/2e / OTU3e1/e2 SM Operator Specific generated message.

At *RST condition, this value is set to EXFO OTU OPERATOR SPECIFIC.

Navigation Path: Setup > Test Configurator > OTU1e/2e / OTU3e1/e2 > Traces > OTU1e/2e / OTU3e1/e2 > SM TTI Traces > Operator Specific

NOTE: For :E[1..n]:, use :E: for OTU1e/2e.

Syntax

:SOURce:DATA:TELecom:OTN:OTU[1..n]:E[1..n]:SM:OPSPec:B?

Response Syntax

<Message>

Response(s)

Message:

The response data syntax for the first parameter is defined as a <STRING RESPONSE DATA> element.

Returns the selected message.

Example(s)

SOUR:DATA:TEL:OTN:OTU3:E1:SM:OPSP:B EXFO OTU OPERATOR SPECIFIC

SOUR:DATA:TEL:OTN:OTU3:E1:SM:OPSP:B?

Returns: EXFO OTU OPERATOR SPECIFIC

See Also

SOURce:DATA:TELecom:OTN:OTU[1..n]:E[1..n]:SM:SAPI:B?

:SOURce:DATA:TELecom:OTN:OTU[1..n]:E[1..n]:SM:OVERwrite:ENABled

Description

This command enables/disables OTU1e/2e / OTU3e1/e2 SM Overwrite.

At *RST condition, this value is set to OFF.

Navigation Path: Setup > Test Configurator > OTU1e/2e / OTU3e1/e2 > Traces > OTU1e/2e / OTU3e1/e2 > SM TTI Traces > Overwrite

NOTE: For :E[1..n]:, use :E: for OTU1e/2e.

Syntax

:SOURce:DATA:TELecom:OTN:OTU[1..n]:E[1..n]:SM:OVERwrite:ENABled <wsp><Status>

Parameter(s)

Status:

The program data syntax for the first parameter is defined as a <BOOLEAN PROGRAM DATA> element.

Enables/disables:

ON: Enables

OFF: Disables

Response Syntax

<Message>

Example(s)

SOUR:DATA:TEL:OTN:OTU3:E1:SM:OVER:ENAB ON

SOUR:DATA:TEL:OTN:OTU3:E1:SM:OVER:ENAB?

Returns: 1

See Also

SOURce:DATA:TELecom:OTN:ODU[1..n]:TTI:OVERwrite:ENABled?

:SOURce:DATA:TELecom:OTN:OTU[1..n]:E[1..n]:SM:OVERwrite:ENABled?

Description

This query returns the status of OTU1e/2e / OTU3e1/e2 SM Overwrite

At *RST condition, this value is set to OFF.

Navigation Path: Setup > Test Configurator > OTU1e/2e / OTU3e1/e2 > Traces > OTU1e/2e / OTU3e1/e2 > SM TTI Traces > Overwrite

NOTE: For :E[1..n]:, use :E: for OTU1e/2e.

Syntax

:SOURce:DATA:TELecom:OTN:OTU[1..n]:E[1..n]:SM:OVERwrite:ENABled?

Response Syntax

<Status>

Response(s)

Status:

The response data syntax for the first parameter is defined as a <BOOLEAN RESPONSE DATA> element.

Returns the enable/disable status:

1: Enabled

0: Disabled

Example(s)

SOUR:DATA:TEL:OTN:OTU3:E1:SM:OVER:ENAB ON

SOUR:DATA:TEL:OTN:OTU3:E1:SM:OVER:ENAB?

Returns: 1

See Also

SOURce:DATA:TELecom:OTN:ODU[1..n]:TTI:OVERwrite:ENABled

:SOURce:DATA:TELecom:OTN:OTU[1..n]:E[1..n]:SM:SAPI:B

Description

This command sets the OTU1e/2e / OTU3e1/e2 SM SAPI generated message.

At *RST condition, this value is set to EXFO OTU SAPI.

Navigation Path: Setup > Test Configurator > OTU1e/2e / OTU3e1/e2 > Traces > OTU1e/2e / OTU3e1/e2 > SM TTI Traces > SAPI Generated Message

NOTE: For :E[1..n]:, use :E: for OTU1e/2e.

Syntax

:SOURce:DATA:TELecom:OTN:OTU[1..n]:E[1..n]:SM:SAPI:B <wsp><Message>

Parameter(s)

Message:

The program data syntax for the first parameter is defined as a <STRING PROGRAM DATA> element.

Sets the generated message.

Response Syntax

<Status>

Example(s)

SOUR:DATA:TEL:OTN:OTU3:E1:SM:SAPI:B EXFO OTU SAPI

SOUR:DATA:TEL:OTN:OTU3:E1:SM:SAPI:B?

Returns: EXFO OTU SAPI

See Also

SOURce:DATA:TELecom:OTN:OTU[1..n]:E[1..n]:SM:DAPI:B

:SOURce:DATA:TELecom:OTN:OTU[1..n]:E[1..n]:SM:SAPI:B?

Description

This query returns the OTU1e/2e / OTU3e1/e2 SM SAPI generated message.

At *RST condition, this value is set to EXFO OTU SAPI.

Navigation Path: Setup > Test Configurator > OTU1e/2e / OTU3e1/e2 > Traces > OTU1e/2e / OTU3e1/e2 > SM TTI Traces > SAPI Generated Message

NOTE: For :E[1..n]:, use :E: for OTU1e/2e.

Syntax

:SOURce:DATA:TELecom:OTN:OTU[1..n]:E[1..n]:SM:SAPI:B?

Response Syntax

<Message>

Response(s)

Message:

The response data syntax for the first parameter is defined as a <STRING RESPONSE DATA> element.

Returns the selected message.

Example(s)

SOUR:DATA:TEL:OTN:OTU3:E1:SM:SAPI:B EXFO OTU SAPI

SOUR:DATA:TEL:OTN:OTU3:E1:SM:SAPI:B?

Returns: EXFO OTU SAPI

See Also

SOURce:DATA:TELecom:OTN:OTU[1..n]:E[1..n]:SM:DAPI:B?

:SOURce:DATA:TELecom:OTN:OTU[1..n]:F:SM:DAPI:B

Description

This command sets the OTU1f/2f SM DAPI Generated Message.

At *RST condition, this value is set to EXFO OTU DAPI.

Navigation Path: Setup > Test Configurator > OTU > Traces > OTU > SM TTI Traces > DAPI Generated Message

Syntax

:SOURce:DATA:TELecom:OTN:OTU[1..n]:F:SM:DAPI:B <wsp><Message>

Parameter(s)

Message:

The program data syntax for the first parameter is defined as a <STRING PROGRAM DATA> element.

Sets the generated message.

Response Syntax

<Message>

Example(s)

SOUR:DATA:TEL:OTN:OTU1:F:SM:DAPI:B EXFO OTU DAPI

SOUR:DATA:TEL:OTN:OTU1:F:SM:DAPI:B?

Returns: EXFO OTU DAPI

See Also

SOURce:DATA:TELecom:OTN:OTU[1..n]:E[1..n]:SM:SAPI:B?

:SOURce:DATA:TELecom:OTN:OTU[1..n]:F:SM:DAPI:B?

Description

This query returns the OTU1f/2f SM DAPI Generated Message.

At *RST condition, this value is set to EXFO OTU DAPI.

Navigation Path: Setup > Test Configurator > OTU > Traces > OTU > SM TTI Traces > DAPI Generated Message

Syntax

:SOURce:DATA:TELecom:OTN:OTU[1..n]:F:SM:DAPI:B?

Response Syntax

<Message>

Response(s)

Message:

The response data syntax for the first parameter is defined as a <STRING RESPONSE DATA> element.

Returns the selected message.

Example(s)

SOUR:DATA:TEL:OTN:OTU1:F:SM:DAPI:B EXFO OTU DAPI

SOUR:DATA:TEL:OTN:OTU1:F:SM:DAPI:B?

Returns: EXFO OTU DAPI

See Also

SOURce:DATA:TELecom:OTN:OTU[1..n]:E[1..n]:SM:SAPI:B

:SOURce:DATA:TELecom:OTN:OTU[1..n]:F:SM:OPSPec:B

Description

This command sets the OTU1f/2f SM Operator Specific generated message.

At *RST condition, this value is set to EXFO OTU OPERATOR SPECIFIC.

Navigation Path: Setup > Test Configurator > OTU1f/2f > Traces > OTU1f/2f > SM TTI Traces > Operator Specific - Generated Message

Syntax

:SOURce:DATA:TELecom:OTN:OTU[1..n]:F:SM:OPSPec:B <wsp><Message>

Parameter(s)

Message:

The program data syntax for the first parameter is defined as a <STRING PROGRAM DATA> element.

Sets the generated message.

Response Syntax

<Message>

Example(s)

SOUR:DATA:TEL:OTN:OTU1:F:SM:OPSPec:B EXFO OTU OPERATOR SPECIFIC

SOUR:DATA:TEL:OTN:OTU1:F:SM:OPSPec:B?

Returns: EXFO OTU OPERATOR SPECIFIC

See Also

SOURce:DATA:TELecom:OTN:OTU[1..n]:E[1..n]:SM:OPSPec:B?

:SOURce:DATA:TELecom:OTN:OTU[1..n]:F:SM:OPSPec:B?

Description

This query returns the OTU1f/2f SM Operator Specific generated message.

At *RST condition, this value is set to EXFO OTU OPERATOR SPECIFIC.

Navigation Path: Setup > Test Configurator > OTU1f/2f > Traces > OTU1f/2f > SM TTI Traces > Operator Specific - Generated Message

Syntax

:SOURce:DATA:TELecom:OTN:OTU[1..n]:F:SM:OPSPec:B?

Response Syntax

<Message>

Response(s)

Message:

The response data syntax for the first parameter is defined as a <STRING RESPONSE DATA> element.

Returns the selected message.

Example(s)

SOUR:DATA:TEL:OTN:OTU1:F:SM:OPSP:B EXFO OTU OPERATOR SPECIFIC

SOUR:DATA:TEL:OTN:OTU1:F:SM:OPSP:B?

Returns: EXFO OTU OPERATOR SPECIFIC

See Also

SOURce:DATA:TELecom:OTN:OTU[1..n]:E[1..n]:SM:OPSPec:B

:SOURce:DATA:TELecom:OTN:OTU[1..n]:F:SM:OVERwrite:ENABled

Description	This command enables/disables OTU1f/2f SM Overwrite. At *RST condition, this value is set to OFF. Navigation Path: Test > Setup > Test Configurator > OTU1f/2f > Traces > OTU1f/2f > SM TTI Traces > Overwrite
Syntax	:SOURce:DATA:TELecom:OTN:OTU[1..n]:F:SM:OVERwrite:ENABled <wsp><Status>
Parameter(s)	**Status**: The program data syntax for the first parameter is defined as a <BOOLEAN PROGRAM DATA> element. Enables/disables: ON: Enables OFF: Disables
Response Syntax	<Message>
Example(s)	SOUR:DATA:TEL:OTN:OTU3:E1:SM:OVER:ENAB ON SOUR:DATA:TEL:OTN:OTU3:E1:SM:OVER:ENAB? Returns: 1
See Also	SOURce:DATA:TELecom:OTN:ODU[1..n]:TTI:OVERwrite:ENABled?

:SOURce:DATA:TELecom:OTN:OTU[1..n]:F:SM:OVERwrite:ENABled?

Description

This query returns the status of OTU1f/2f SM Overwrite.

At *RST condition, this value is set to OFF.

Navigation Path: Test > Setup > Test Configurator > OTU1f/2f > Traces > OTU1f/2f > SM TTI Traces > Overwrite

Syntax

:SOURce:DATA:TELecom:OTN:OTU[1..n]:F:SM:OVERwrite:ENABled?

Response Syntax

<Status>

Response(s)

Status:

The response data syntax for the first parameter is defined as a <BOOLEAN RESPONSE DATA> element.

Returns the enable/disable status:

1: Enabled

0: Disabled

Example(s)

SOUR:DATA:TEL:OTN:OTU3:E1:SM:OVER:ENAB ON

SOUR:DATA:TEL:OTN:OTU3:E1:SM:OVER:ENAB?

Returns: 1

See Also

SOURce:DATA:TELecom:OTN:ODU[1..n]:TTI:OVERwrite:ENABled

:SOURce:DATA:TELecom:OTN:OTU[1..n]:F:SM:SAPI:B

Description

This command sets the OTU1f/2f SM SAPI generated message.

At *RST condition, this value is set to EXFO OTU SAPI.

Navigation Path: Setup > Test Configurator > OTU1f/2f > Traces > OTU1f/2f > SM TTI Traces > SAPI - Generated Message

Syntax

:SOURce:DATA:TELecom:OTN:OTU[1..n]:F:SM:SAPI:B <wsp><Message>

Parameter(s)

Message:

The program data syntax for the first parameter is defined as a <STRING PROGRAM DATA> element.

Sets the generated message.

Response Syntax

<Status>

Example(s)

SOUR:DATA:TEL:OTN:OTU1:F:SM:SAPI:B EXFO OTU SAPI

SOUR:DATA:TEL:OTN:OTU1:F:SM:SAPI:B?

Returns: EXFO OTU SAPI

See Also

SOURce:DATA:TELecom:OTN:OTU[1..n]:E[1..n]:SM:SAPI:B?

:SOURce:DATA:TELecom:OTN:OTU[1..n]:F:SM:SAPI:B?

Description

This query returns the OTU1f/2f SM SAPI generated message.

At *RST condition, this value is set to EXFO OTU SAPI.

Navigation Path: Setup > Test Configurator > OTU1f/2f > Traces > OTU1f/2f > SM TTI Traces > SAPI - Generated Message

Syntax

:SOURce:DATA:TELecom:OTN:OTU[1..n]:F:SM:SAPI:B?

Response Syntax

<Message>

Response(s)

Message:

The response data syntax for the first parameter is defined as a <STRING RESPONSE DATA> element.

Returns the selected message.

Example(s)

SOUR:DATA:TEL:OTN:OTU1:F:SM:SAPI:B EXFO OTU SAPI

SOUR:DATA:TEL:OTN:OTU1:F:SM:SAPI:B?

Returns: EXFO OTU SAPI

See Also

SOURce:DATA:TELecom:OTN:OTU[1..n]:E[1..n]:SM:SAPI:B

:SOURce:DATA:TELecom:OTN:OTU[1..n]:SM:DAPI:B[1..n]

Description

This command sets the OTU SM DAPI Generated Message.

At *RST condition, this value is set to EXFO OTU DAPI.

Navigation Path: Setup > Test Configurator > OTU > Traces > OTU > SM TTI Traces > DAPI Generated Message

Syntax

:SOURce:DATA:TELecom:OTN:OTU[1..n]:SM:DAPI:B[1..n] <wsp><Message>

Parameter(s)

Message:

The program data syntax for the first parameter is defined as a <STRING PROGRAM DATA> element.

Sets the generated message.

Response Syntax

<Message>

Example(s)

SOUR:DATA:TEL:OTN:OTU3:SM:DAPI:B16 EXFO OTU DAPI

SOUR:DATA:TEL:OTN:OTU3:SM:DAPI:B16?

Returns: EXFO OTU DAPI

See Also

SOURce:DATA:TELecom:OTN:OTU[1..n]:SM:SAPI:B16

SOURce:DATA:TELecom:OTN:OTU[1..n]:SM:SAPI:B16?

:SOURce:DATA:TELecom:OTN:OTU[1..n]:SM:DAPI:B[1..n]?

Description

This query returns the OTU SM DAPI Generated Message.

At *RST condition, this value is set to EXFO OTU DAPI.

Navigation Path: Setup > Test Configurator > OTU > Traces > OTU > SM TTI Traces > DAPI Generated Message

Syntax

:SOURce:DATA:TELecom:OTN:OTU[1..n]:SM:DAPI:B[1..n]?

Response Syntax

<Message>

Response(s)

Message:

The response data syntax for the first parameter is defined as a <STRING RESPONSE DATA> element.

Returns the selected message for the instrument.

Example(s)

SOUR:DATA:TEL:OTN:OTU3:SM:DAPI:B16 EXFO OTU DAPI

SOUR:DATA:TEL:OTN:OTU3:SM:DAPI:B16?

Returns: EXFO OTU DAPI

See Also

SOURce:DATA:TELecom:OTN:OTU[1..n]:SM:SAPI:B16

SOURce:DATA:TELecom:OTN:OTU[1..n]:SM:SAPI:B16?

:SOURce:DATA:TELecom:OTN:OTU[1..n]:SM:OPSPec:B[1..n]

Description

This command sets the OTU SM Operator Specific generated message.

At *RST condition, this value is set to EXFO OTU OPERATOR SPECIFIC.

Navigation Path: Setup > Test Configurator > OTU > Traces > OTU > SM TTI Traces > Operator Specific

Syntax

:SOURce:DATA:TELecom:OTN:OTU[1..n]:SM:OPSPec:B[1..n] <wsp><Message>

Parameter(s)

Message:

The program data syntax for the first parameter is defined as a <STRING PROGRAM DATA> element.

Sets the generated message.

Response Syntax

<Message>

Example(s)

SOUR:DATA:TEL:OTN:OTU3:SM:OPSP:B32 EXFO OTU OPERATOR SPECIFIC

SOUR:DATA:TEL:OTN:OTU3:SM:OPSP:B32?

Returns: EXFO OTU OPERATOR SPECIFIC

See Also

SOURce:DATA:TELecom:OTN:OTU[1..n]:SM:SAPI:B16

SOURce:DATA:TELecom:OTN:OTU[1..n]:SM:SAPI:B16?

:SOURce:DATA:TELecom:OTN:OTU[1..n]:SM:OPSPec:B[1..n]?

Description

This query returns the OTU SM Operator Specific generated message.

At *RST condition, this value is set to EXFO OTU OPERATOR SPECIFIC.

Navigation Path: Setup > Test Configurator > OTU > Traces > OTU > SM TTI Traces > Operator Specific

Syntax

:SOURce:DATA:TELecom:OTN:OTU[1..n]:SM:OPSPec:B[1..n]?

Response Syntax

<Message>

Response(s)

Message:

The response data syntax for the first parameter is defined as a <STRING RESPONSE DATA> element.

Returns the selected message for the instrument.

Example(s)

SOUR:DATA:TEL:OTN:OTU3:SM:OPSP:B32 EXFO OTU OPERATOR SPECIFIC

SOUR:DATA:TEL:OTN:OTU3:SM:OPSP:B32?

Returns: EXFO OTU OPERATOR SPECIFIC

See Also

SOURce:DATA:TELecom:OTN:OTU[1..n]:SM:SAPI:B16

SOURce:DATA:TELecom:OTN:OTU[1..n]:SM:SAPI:B16?

:SOURce:DATA:TELecom:OTN:OTU[1..n]:SM:OVERwrite:ENABled

Description

This command enables/disables OTU SM Overwrite.

At *RST condition, this value is set to OFF.

Navigation Path: Setup > Test Configurator > OTU > Traces > OTU > SM TTI Traces > Overwrite

Syntax

:SOURce:DATA:TELecom:OTN:OTU[1..n]:SM:OVERwrite:ENABled <wsp><Status>

Parameter(s)

Status:

The program data syntax for the first parameter is defined as a <BOOLEAN PROGRAM DATA> element.

Enables/disables:

ON: Enables

OFF: Disables

Response Syntax

<Message>

Example(s)

SOUR:DATA:TEL:OTN:OTU3:SM:OVER:ENAB ON

SOUR:DATA:TEL:OTN:OTU3:SM:OVER:ENAB?

Returns: 1

See Also

SOURce:DATA:TELecom:OTN:ODU[1..n]:TTI:OVERwrite:ENABled?

:SOURce:DATA:TELecom:OTN:OTU[1..n]:SM:OVERwrite:ENABled?

Description

This query returns the status of OTU SM Overwrite.

At *RST condition, this value is set to OFF.

Navigation Path: Setup > Test Configurator > OTU > Traces > OTU > SM TTI Traces > Overwrite

Syntax

:SOURce:DATA:TELecom:OTN:OTU[1..n]:SM:OVERwrite:ENABled?

Response Syntax

<Status>

Response(s)

Status:

The response data syntax for the first parameter is defined as a <BOOLEAN RESPONSE DATA> element.

Returns the enable/disable status:

1: Enabled

0: Disabled

Example(s)

SOUR:DATA:TEL:OTN:OTU3:SM:OVER:ENAB ON

SOUR:DATA:TEL:OTN:OTU3:SM:OVER:ENAB?

Returns: 1

See Also

SOURce:DATA:TELecom:OTN:ODU[1..n]:TTI:OVERwrite:ENABled

:SOURce:DATA:TELecom:OTN:OTU[1..n]:SM:SAPI:B[1..n]

Description

This command sets the OTU SM SAPI generated message.

At *RST condition, this value is set to EXFO OTU SAPI.

Navigation Path: Setup > Test Configurator > OTU > Traces > OTU > SM TTI Traces > SAPI Generated Message

Syntax

:SOURce:DATA:TELecom:OTN:OTU[1..n]:SM:SAPI:B[1..n] <wsp><Message>

Parameter(s)

Message:

The program data syntax for the first parameter is defined as a <STRING PROGRAM DATA> element.

Sets the generated message.

Response Syntax

<Status>

Example(s)

SOUR:DATA:TEL:OTN:OTU3:SM:SAPI:B16 EXFO OTU SAPI

SOUR:DATA:TEL:OTN:OTU3:SM:SAPI:B16?

Returns: EXFO OTU SAPI

See Also

SOURce:DATA:TELecom:OTN:OTU[1..n]:SM:DAPI:B16

SOURce:DATA:TELecom:OTN:OTU[1..n]:SM:DAPI:B16?

:SOURce:DATA:TELecom:OTN:OTU[1..n]:SM:SAPI:B[1..n]?

Description

This query returns the OTU SM SAPI generated message.

At *RST condition, this value is set to EXFO OTU SAPI.

Navigation Path: Setup > Test Configurator > OTU > Traces > OTU > SM TTI Traces > SAPI Generated Message

Syntax

:SOURce:DATA:TELecom:OTN:OTU[1..n]:SM:SAPI:B[1..n]?

Response Syntax

<Message>

Response(s)

Message:

The response data syntax for the first parameter is defined as a <STRING RESPONSE DATA> element.

Returns the selected message for the instrument.

Example(s)

SOUR:DATA:TEL:OTN:OTU3:SM:SAPI:B16 EXFO OTU SAPI

SOUR:DATA:TEL:OTN:OTU3:SM:SAPI:B16?

Returns: EXFO OTU SAPI

See Also

SOURce:DATA:TELecom:OTN:OTU[1..n]:SM:DAPI:B16

SOURce:DATA:TELecom:OTN:OTU[1..n]:SM:DAPI:B16?

FTFL/PT

:SENSe:DATA:TELecom:OTN:OPU[1..n]:E:PCODe

Description	This command sets the corresponding expected payload type as hexadecimal code for OTU1e/2e rate. At *RST condition, this value is set to 03. Navigation Path: Setup > Test Configurator > OTU1e/2e > FTFL/PT > ODU1e/2e > PT - Code
Syntax	:SENSe:DATA:TELecom:OTN:OPU[1..n]:E:PCODe <wsp><Code>
Parameter(s)	**Code**: The program data syntax for the first parameter is defined as a <NONDECIMAL NUMERIC PROGRAM DATA> element. Sets the corresponding expected payload type as hexadecimal code.
Response Syntax	<Value>
Example(s)	SENS:DATA:TEL:OTN:OPU1:E:PCOD #H00 SENS:DATA:TEL:OTN:OPU1:E:PCOD? Returns: 00 (the decimal form of #H00)
See Also	SOURce:DATA:TELecom:OTN:OPU[1..n]:PCODe SOURce:DATA:TELecom:OTN:OPU[1..n]:PCODe?

:SENSe:DATA:TELecom:OTN:OPU[1..n]:E:PCODe?

Description

This query returns the corresponding expected payload type as hexadecimal code for OTU1e/2e rate.

At *RST condition, this value is set to #HFE.

Navigation Path: Setup > Test Configurator > OTU1e/2e > FTFL/PT > ODU1e/2e > PT - Code

Syntax

:SENSe:DATA:TELecom:OTN:OPU[1..n]:E:PCODe?

Response Syntax

<Code>

Response(s)

Code:

The response data syntax for the first parameter is defined as a <NR1 NUMERIC RESPONSE DATA> element.

Returns the corresponding expected payload type code.

Example(s)

SENS:DATA:TEL:OTN:OPU1:E:PCOD #H00

SENS:DATA:TEL:OTN:OPU1:E:PCOD?

Returns: 00 (the decimal form of H00)

See Also

SOURce:DATA:TELecom:OTN:OPU[1..n]:PCODe

SOURce:DATA:TELecom:OTN:OPU[1..n]:PCODe?

:SENSe:DATA:TELecom:OTN:OPU[1..n]:E:PLM

Description

This command enables/disables the Optical Payload Unit-Payload Label Mismatch (OPU-PLM) alarm analysis for OTU1e/2e rate.

At *RST condition, this value is set to OFF.

Navigation Path: Setup > Test Configurator > OTU1e/2e > FTFL/PT > ODU1e/2e > PT - OPU-PLM

Syntax

:SENSe:DATA:TELecom:OTN:OPU[1..n]:E:PLM <wsp><Set>

Parameter(s)

Set:

The program data syntax for the first parameter is defined as a <BOOLEAN PROGRAM DATA> element.

enables/disables the OPU-PLM (Optical Payload Unit-Payload Label Mismatch) alarm analysis.

ON, enables the PLM alarm.

OFF, disables the PLM alarm.

Response Syntax

<Code>

Example(s)

SENS:DATA:TEL:OTN:OPU1:E:PLM ON

SENS:DATA:TEL:OTN:OPU1:E:PLM?

Returns: 1

See Also

SOURce:DATA:TELecom:OTN:OPU[1..n]:PCODe

SOURce:DATA:TELecom:OTN:OPU[1..n]:PCODe?

:SENSe:DATA:TELecom:OTN:OPU[1..n]:E:PLM?

Description

This query returns the status of the Optical Payload Unit-Payload Label Mismatch (OPU-PLM) alarm analysis for OTU1e/2e rate.

At *RST condition, this value is set to OFF.

Navigation Path: Setup > Test Configurator > OTU1e/2e > FTFL/PT > ODU1e/2e > PT - OPU-PLM

Syntax

:SENSe:DATA:TELecom:OTN:OPU[1..n]:E:PLM?

Response Syntax

<Set>

Response(s)

Set:

The response data syntax for the first parameter is defined as a <BOOLEAN RESPONSE DATA> element.

Returns the status of the Optical Payload Unit-Payload Label Mismatch (OPU-PLM) alarm analysis.

1, PLM alarm analysis is enabled.

0, PLM alarm analysis is disabled.

Example(s)

SENS:DATA:TEL:OTN:OPU1:E:PLM ON

SENS:DATA:TEL:OTN:OPU1:E:PLM?

Returns: 1

See Also

SOURce:DATA:TELecom:OTN:OPU[1..n]:PCODe

SOURce:DATA:TELecom:OTN:OPU[1..n]:PCODe?

:SENSe:DATA:TELecom:OTN:OPU[1..n]:E:PTYPe

Description

This command sets the expected payload signal type to be generated for OTU1e/2e rate.

At *RST condition, this value is set to PRBStest.

Navigation Path: Setup > Test Configurator > OTU1e/2e > FTFL/PT > ODU1e/2e > PT - Payload Type

Syntax

:SENSe:DATA:TELecom:OTN:OPU[1..n]:E:PTYPe <wsp><Payload>

:SENSe:DATA:TELecom:OTN:OPU[1..n]:E:PTYPe

Parameter(s)

Payload:

The program data syntax for the first parameter is defined as a <CHARACTER PROGRAM DATA> element.

Sets the expected payload signal type to be generated.

ASYNchronous: Asynchronous CBR mapping

ATM: Asynchronous Transfer Mode

BISYnch: Bit Synchronous

BSNTiming: Bit Stream No Timing

BSTiming: Bit Stream Timing

EXPerimental: Experimental mapping

FC100ODU0: FC-100 into ODU0

FC1200ODU2E: FC-1200 into ODU2e

FC200ODU1: FC-200 into ODU0

FC400: FC-400 into ODUflex

FC800: FC-800 into ODUflex

GFP1: Generic Framing Procedure

GFPEOPU2: GFP mapping into extended OPU2

IBDRMAPPING: IB DDR mapping into ODUflex

IBQDRMAPPING: IB QDR mapping into ODUflex

IBSDRMAPPING: IB SDR mapping into ODUflex

NAVailable: Not Available

NULLtest: NULL Test Signal mapping

OC12STM4ODU0: OC-12/STM-4 into ODU0

OC3STM1ODU0: OC-3/STM-1 into ODU0

ODUODTUJK: ODU Multiplex with ODTUk.ts/ODTUjk

ODUODTUKTSODTUJK: ODU Multiplex with ODTUjk

PCSCODEWORD: PCS Codeword transparent Ethernet

PRBStest: PRBS Test Signal mapping

RFSTandard: Reserved for International Standardization

RPRopriet: Reserved Codes for Proprietary

VCONcate: Virtual Concatenation

:SENSe:DATA:TELecom:OTN:OPU[1..n]:E:PTYPe

Response Syntax	<Set>
Example(s)	SENS:DATA:TEL:OTN:OPU1:E:PTYP EXP SENS:DATA:TEL:OTN:OPU1:E:PTYP? Returns: EXPERIMENTAL
See Also	SENSe:DATA:TELecom:OTN:OPU[1..n]:PCODe SENSe:DATA:TELecom:OTN:OPU[1..n]:PCODe?

:SENSe:DATA:TELecom:OTN:OPU[1..n]:E:PTYPe?

Description	This query returns the expected payload signal type to be generated for OTU1e/2e rate. At *RST condition, this value is set to PRBStest. Navigation Path: Setup > Test Configurator > OTU1e/2e > FTFL/PT > ODU1e/2e > PT - Payload Type
Syntax	:SENSe:DATA:TELecom:OTN:OPU[1..n]:E:PTYPe?
Response Syntax	<Payload>

:SENSe:DATA:TELecom:OTN:OPU[1..n]:E:PTYPe?

Response(s)

Payload:

The response data syntax for the first parameter is defined as a <STRING RESPONSE DATA> element.

Returns the injected payload signal type to be generated.

RFSTandard, Reserved for International Standardization is selected.

EXPerimental, Experimental mapping is selected.

ASYNchronous, Asynchronous CBR mapping is selected.

BISYnch, Bit Synchronous CBR mapping as the payload type is selected.

ATM, ATM mapping is selected.

GFP1, GFP mapping is selected.

VCONcate, Virtual Concatenation is selected.

PCSCTE, PCS Codeword Transparent Ethernet is selected.

FC1200ODU2E,FC-1200 into ODU2e is selected.

GFPEOPU2, GFP mapping into extended OPU2 is selected.

OC3STM1ODU0, OC-3/STM-1 into ODU0 is selected.

OC12STM4ODU0, OC-12/STM-4 into ODU0 is selected.

FC100ODU0, FC-100 into ODU0 is selected.

FC200ODU1, FC-200 into ODU0 is selected.

FC400, FC-400 into ODUflex is selected.

FC800, FC-800 into ODUflex is selected.

BSTiming, Bit Stream with Octet Timing mapping is selected.

BSNTiming,Bit Stream Without Octet Timing mapping is selected.

IBDRMAPPING,IB DDR mapping into ODUflex is selected.

IBSDRMAPPING, IB SDR mapping into ODUflex is selected.

IBQDRMAPPINGIB QDR mapping into ODUflex is selected.

ODUODTUKTSODTUJK, ODU Multiplex with ODTUjk is selected.

ODUODTUJK, ODU Multiplex with ODTUk.ts/ODTUjk as the payload type is selected.

NAVailable, Not Available is selected.

RPRopriet, Reserved Codes for Proprietary is selected.

NULLtest, NULL Test Signal mapping is selected.

PRBStest, PRBS Test Signal mapping is selected.

:SENSe:DATA:TELecom:OTN:OPU[1..n]:E:PTYPe?

Example(s)

SENS:DATA:TEL:OTN:OPU1:E:PTYP EXP
SENS:DATA:TEL:OTN:OPU1:E:PTYP?
Returns: EXPERIMENTAL

See Also

SENSe:DATA:TELecom:OTN:OPU[1..n]:PCODe
SENSe:DATA:TELecom:OTN:OPU[1..n]:PCODe?

:SENSe:DATA:TELecom:OTN:OPU[1..n]:F:PCODe

Description

This command sets the corresponding expected payload type as hexadecimal code for OTU1f/2f rate.

At *RST condition, this value is set to 03.

Navigation Path: Setup > Test Configurator > OTU1f/2f > FTFL/PT > ODU1f/2f > PT - Code

Syntax

:SENSe:DATA:TELecom:OTN:OPU[1..n]:F:PCODe <wsp><Code>

Parameter(s)

Code:

The program data syntax for the first parameter is defined as a <NONDECIMAL NUMERIC PROGRAM DATA> element.

Sets the corresponding expected payload type as hexadecimal code.

Response Syntax

<Payload>

Example(s)

SENS:DATA:TEL:OTN:OPU1:F:PCOD #H00

SENS:DATA:TEL:OTN:OPU1:F:PCOD?

Returns: 00 (the decimal form of #H00)

See Also

SOURce:DATA:TELecom:OTN:OPU[1..n]:PCODe

SOURce:DATA:TELecom:OTN:OPU[1..n]:PCODe?

:SENSe:DATA:TELecom:OTN:OPU[1..n]:F:PCODe?

Description

This query returns the corresponding expected payload type as hexadecimal code for OTU1f/2f rate.

At *RST condition, this value is set to #HFE.

Navigation Path: Setup > Test Configurator > OTU1f/2f > FTFL/PT > ODU1f/2f > PT - Code

Syntax

:SENSe:DATA:TELecom:OTN:OPU[1..n]:F:PCODe?

Response Syntax

<Code>

Response(s)

Code:

The response data syntax for the first parameter is defined as a <NR1 NUMERIC RESPONSE DATA> element.

Returns the corresponding expected payload type as decimal code.

The values are from 0 to 255.

Example(s)

SENS:DATA:TEL:OTN:OPU1:F:PCOD #H00

SENS:DATA:TEL:OTN:OPU1:F:PCOD?

Returns: 00 (the decimal form of H00)

See Also

SOURce:DATA:TELecom:OTN:OPU[1..n]:PCODe

SOURce:DATA:TELecom:OTN:OPU[1..n]:PCODe?

:SENSe:DATA:TELecom:OTN:OPU[1..n]:F:PLM

Description

This command enables/disables the Optical Payload Unit-Payload Label Mismatch (OPU-PLM) alarm analysis for OTU1f/2f rate.

At *RST condition, this value is set to OFF.

Navigation Path: Setup > Test Configurator > OTU1f/2f > FTFL/PT > ODU1f/2f > PT - OPU-PLM

Syntax

:SENSe:DATA:TELecom:OTN:OPU[1..n]:F:PLM <wsp><Set>

Parameter(s)

Set:

The program data syntax for the first parameter is defined as a <BOOLEAN PROGRAM DATA> element.

enables/disables the OPU-PLM (Optical Payload Unit-Payload Label Mismatch) alarm analysis.

ON, enables the PLM alarm.

OFF, disables the PLM alarm.

Response Syntax

<Code>

Example(s)

SENS:DATA:TEL:OTN:OPU1:F:PLM ON

SENS:DATA:TEL:OTN:OPU1:F:PLM?

Returns: 1

See Also

SOURce:DATA:TELecom:OTN:OPU[1..n]:PCODe

SOURce:DATA:TELecom:OTN:OPU[1..n]:PCODe?

:SENSe:DATA:TELecom:OTN:OPU[1..n]:F:PLM?

Description

This query returns the status of the Optical Payload Unit-Payload Label Mismatch (OPU-PLM) alarm analysis for OTU1f/2f rate.

At *RST condition, this value is set to OFF.

Navigation Path: Setup > Test Configurator > OTU1f/2f > FTFL/PT > ODU1f/2f > PT - OPU-PLM

Syntax

:SENSe:DATA:TELecom:OTN:OPU[1..n]:F:PLM?

Response Syntax

<Set>

Response(s)

Set:

The response data syntax for the first parameter is defined as a <BOOLEAN RESPONSE DATA> element.

Returns the status of the Optical Payload Unit-Payload Label Mismatch (OPU-PLM) alarm analysis.

1, PLM alarm analysis is enabled.

0, PLM alarm analysis is disabled.

Example(s)

SENS:DATA:TEL:OTN:OPU1:F:PLM ON

SENS:DATA:TEL:OTN:OPU1:F:PLM?

Returns: 1

See Also

SOURce:DATA:TELecom:OTN:OPU[1..n]:PCODe

SOURce:DATA:TELecom:OTN:OPU[1..n]:PCODe?

:SENSe:DATA:TELecom:OTN:OPU[1..n]:F:PTYPe

Description

This command sets the expected payload signal type to be generated for OTU1f/2f rate.

At *RST condition, this value is set to PRBStest.

Navigation Path: Setup > Test Configurator > OTU1f/2f > FTFL/PT > ODU1f/2f > PT - Payload Type

Syntax

:SENSe:DATA:TELecom:OTN:OPU[1..n]:F:PTYPe <wsp><Payload>

:SENSe:DATA:TELecom:OTN:OPU[1..n]:F:PTYPe

Parameter(s)

Payload:

The program data syntax for the first parameter is defined as a <CHARACTER PROGRAM DATA> element.

Sets the expected payload signal type to be generated.

RFSTandard: Reserved for international standardization

EXPerimental: Experimental mapping

ASYNchronous: Asynchronous CBR mapping

BISYnch: Bit synchronous CBR mapping

ATM: ATM mapping

GFP1: GFP Mapping

VCONcate: Virtual Concatenated signal

PCSCODEWORD: PCS Codeword transparent Ethernet

FC1200ODU2E: FC-1200 into ODU2e

GFPEOPU2: GFP mapping into extended OPU2

OC3STM1ODU0: OC3/STM-1 into ODU0

OC12STM4ODU0: OC12/STM-4 into ODU0

FC100ODU0: FC-100 into ODU0

FC200ODU1: FC-200 into ODU1

FC400: FC-400 into ODUflex

FC800: FC-800 into ODUflex

BSTiming: Bit stream with octet timing mapping

BSNTiming: Bit stream without octet timing mapping

IBDRMAPPING: IB DDR mapping into ODUflex

IBSDRMAPPING: IB SDR mapping into ODUflex

IBQDRMAPPING: IB QDR mapping into ODUflex

ODUODTUJK: ODU multiplex with ODTUjk

ODUODTUKTSODTUJK: ODU multiplex with ODTUk.ts/ODTUjk

NAVailable: Not available

RPRopriet: Reserved codes for proprietary use

NULLtest: NULL test signal mapping

PRBStest: PRBS test signal mapping

:SENSe:DATA:TELecom:OTN:OPU[1..n]:F:PTYPe

Response Syntax	<Set>
Example(s)	SENS:DATA:TEL:OTN:OPU1:F:PTYP EXP SENS:DATA:TEL:OTN:OPU1:F:PTYP? Returns: EXPERIMENTAL
See Also	SENSe:DATA:TELecom:OTN:OPU[1..n]:PCODe SENSe:DATA:TELecom:OTN:OPU[1..n]:PCODe?

:SENSe:DATA:TELecom:OTN:OPU[1..n]:F:PTYPe?

Description	This query returns the expected payload signal type to be generated for OTU1f/2f rate. At *RST condition, this value is set to PRBStest. Navigation Path: Setup > Test Configurator > OTU1f/2f > FTFL/PT > ODU1f/2f > PT - Payload Type
Syntax	:SENSe:DATA:TELecom:OTN:OPU[1..n]:F:PTYPe?
Response Syntax	<Payload>

:SENSe:DATA:TELecom:OTN:OPU[1..n]:F:PTYPe?

Response(s)

Payload:

The response data syntax for the first parameter is defined as a <STRING RESPONSE DATA> element.

Returns the injected payload signal type to be generated.

RFSTANDARD, indicates Reserved for international standardization

EXPERIMENTAL, indicates Experimental mapping

ASYNCHRONOUS, indicates Asynchronous CBR mapping

BISYNCH, indicates Bit synchronous CBR mapping

ATM, indicates ATM mapping

GFP1, indicates GFP Mapping

VCONCATE, indicates Virtual Concatenated signal

PCSCODEWORD, indicates PCS Codeword transparent Ethernet

FC1200ODU2E, indicates FC-1200 into ODU2e

GFPEOPU2, indicates GFP mapping into extended OPU2

OC3STM1ODU0, indicates OC3/STM-1 into ODU0

OC12STM4ODU0, indicates OC12/STM-4 into ODU0

FC100ODU0, indicates FC-100 into ODU0

FC200ODU1, indicates FC-200 into ODU1

FC400, indicates FC-400 into ODUflex

FC800, indicates FC-800 into ODUflex

BSTIMING, indicates Bit stream with octet timing mapping

BSNTIMING, indicates Bit stream without octet timing mapping

IBDRMAPPING, indicates IB DDR mapping into ODUflex

IBSDRMAPPING, indicates IB SDR mapping into ODUflex

IBQDRMAPPING, indicates IB QDR mapping into ODUflex

ODUODTUJK, indicates ODU multiplex with ODTUjk

ODUODTUKTSODTUJK, indicates ODU multiplex with ODTUk.ts/ODTUjk

NAVAILABLE, indicates Not available

RPROPRIET, indicates Reserved codes for proprietary use

NULLTEST, indicates NULL test signal mapping

PRBSTEST, indicates PRBS test signal mapping

:SENSe:DATA:TELecom:OTN:OPU[1..n]:F:PTYPe?

Example(s)

SENS:DATA:TEL:OTN:OPU1:F:PTYP EXP
SENS:DATA:TEL:OTN:OPU1:F:PTYP?
Returns: EXPERIMENTAL

See Also

SENSe:DATA:TELecom:OTN:OPU[1..n]:PCODe
SENSe:DATA:TELecom:OTN:OPU[1..n]:PCODe?

:SENSe:DATA:TELecom:OTN:OPU[1..n]:GOVErwrite?

Description

This query returns if an expected Payload Type has been overwritten on at least one channel for Multi-Channel OTN test.

At *RST condition, this value is set to OFF.

Navigation Path: Test > Test Configurator > OTU > PT > ODU > PT - Expected overwritten icon

Syntax

:SENSe:DATA:TELecom:OTN:OPU[1..n]:GOVErwrite?

Response Syntax

<Set>

Response(s)

Set:

The response data syntax for the first parameter is defined as a <BOOLEAN RESPONSE DATA> element.

1: At least one expected Payload Type has been overwritten.

0: All expected Payload Types are the same as the Global expected Payload Type.

Example(s)

SENS:DATA:TEL:OTN:OPU100:GOVE?

See Also

SENSe:DATA:TELecom:OTN:OPU[1..n]:PCODe

SENSe:DATA:TELecom:OTN:OPU[1..n]:CHAN

SENSe:DATA:TELecom:OTN:OPU[1..n]:CHAN?

SENSe:DATA:TELecom:OTN:OPU[1..n]:ACHA

SENSe:DATA:TELecom:OTN:OPU[1..n]:ACHA?

:SENSe:DATA:TELecom:OTN:OPU[1..n]:PCODe

Description

This command sets the expected Payload Type as hexadecimal code.

At *RST condition, this value is set to PRBStest.

Navigation Path: Setup > Test Configurator > OTU > FTFL/PT > ODU > PT - Expected Code

Navigation Path: Results > FTFL/PT > ODU > PT - Expected Code

In Multi-Channel OTN, when accessing an OPU LO,

the channel must be set using SENSe:DATA:TELecom:OTN:OPU[1..n]CHANnel.

The expected Payload Type can also be set for all channels by using SENS:DATA:TEL:OTN:OPU[1..n]:ACHAnnel.

In FlexO BERT, when accessing an OPU LO,

the client ID must be set using SENSe:DATA:TELecom:OTN:OPU[1..n]:CLIent

The expected Payload Type can also be set for all clients by using SENSe:DATA:TELecom:OTN:OPU[1..n]:ACLient

Syntax

:SENSe:DATA:TELecom:OTN:OPU[1..n]:PCODe <wsp><Code>

Parameter(s)

Code:

The program data syntax for the first parameter is defined as a <NONDECIMAL NUMERIC PROGRAM DATA> element.

Sets the corresponding expected Payload Type as hexadecimal code.

:SENSe:DATA:TELecom:OTN:OPU[1..n]:PCODe

Response Syntax	<Set>
Example(s)	OTN BERT: SENS:DATA:TEL:OTN:OPU1:PCOD #H00 SENS:DATA:TEL:OTN:OPU1:PCOD? Returns: 0 (the decimal form of #H00) For Multi-Channel OTN: SENS:DATA:TEL:OTN:OPU100:ACHA ON SENS:DATA:TEL:OTN:OPU100:PCOD #H00 SENS:DATA:TEL:OTN:OPU100:PCOD? Returns: 0 (the decimal form of #H00)
See Also	SOURce:DATA:TELecom:OTN:OPU[1..n]:PCODe SOURce:DATA:TELecom:OTN:OPU[1..n]:PCODe? SENSe:DATA:TELecom:OTN:OPU[1..n]:CHAN SENSe:DATA:TELecom:OTN:OPU[1..n]:CHAN? SENSe:DATA:TELecom:OTN:OPU[1..n]:ACHA SENSe:DATA:TELecom:OTN:OPU[1..n]:ACHA?

:SENSe:DATA:TELecom:OTN:OPU[1..n]:PCODe?

Description

This query returns the expected Payload Type as hexadecimal code.

At *RST condition, this value is set to PRBStest.

Navigation Path: Setup > Test Configurator > OTU > FTFL/PT > ODU > PT - Expected Code

Navigation Path: Results > FTFL/PT > ODU > PT- ExpectedCode

In Multi-Channel OTN, when accessing an OPU LO,

the channel must be set using SENSe:DATA:TELecom:OTN:OPU[1..n]CHANnel.

The global expected Payload Code can also be retrieved by using SENS:DATA:TEL:OTN:OPU[1..n]:ACHAnnel.

In FlexO BERT, when accessing an OPU LO,

the client ID must be set using SENSe:DATA:TELecom:OTN:OPU[1..n]:CLIent

The global expected Payload Code can also be retrieved by using SENSe:DATA:TELecom:OTN:OPU[1..n]:ACLient

Syntax

:SENSe:DATA:TELecom:OTN:OPU[1..n]:PCODe?

Response Syntax

<Code>

:SENSe:DATA:TELecom:OTN:OPU[1..n]:PCODe?

Response(s)

Code:

The response data syntax for the first parameter is defined as a <NR1 NUMERIC RESPONSE DATA> element.

Returns the corresponding expected Payload Type as decimal code.

The values are from 0 to 255.

Example(s)

OTN BERT:

SENS:DATA:TEL:OTN:OPU1:PCOD #H00

SENS:DATA:TEL:OTN:OPU1:PCOD?

Returns: 0 (the decimal form of #H00)

For Multi-Channel OTN:

SENS:DATA:TEL:OTN:OPU100:ACHA ON

SENS:DATA:TEL:OTN:OPU100:PCOD #H00

SENS:DATA:TEL:OTN:OPU100:PCOD?

Returns: 0 (the decimal form of #H00)

See Also

SOURce:DATA:TELecom:OTN:OPU[1..n]:PCODe

SOURce:DATA:TELecom:OTN:OPU[1..n]:PCODe?

SENSe:DATA:TELecom:OTN:OPU[1..n]:CHAN

SENSe:DATA:TELecom:OTN:OPU[1..n]:CHAN?

SENSe:DATA:TELecom:OTN:OPU[1..n]:ACHA

SENSe:DATA:TELecom:OTN:OPU[1..n]:ACHA?

:SENSe:DATA:TELecom:OTN:OPU[1..n]:PLM

Description

This command enables/disables the state of Optical Payload Unit-Payload Label Mismatch (OPU-PLM) alarm analysis for the instrument.

At *RST condition, this value is set to OFF.

Navigation Path: Setup > Test Configurator > OTU > FTFL/PT > ODU > PT - OPU-PLM

Navigation Path: Results > FTFL/PT > ODU > PT - OPU-PLM

Syntax

:SENSe:DATA:TELecom:OTN:OPU[1..n]:PLM <wsp><Set>

Parameter(s)

Set:

The program data syntax for the first parameter is defined as a <BOOLEAN PROGRAM DATA> element.

enables/disables the OPU-PLM (Optical Payload Unit-Payload Label Mismatch) alarm analysis.

ON, enables the PLM alarm.

OFF, disables the PLM alarm.

Response Syntax

<Code>

Example(s)

OTN BERT:

SENS:DATA:TEL:OTN:OPU1:PLM ON

SENS:DATA:TEL:OTN:OPU1:PLM?

Returns: 1

For Multi-Channel OTN:

SENS:DATA:TEL:OTN:OPU100:ACHA ON

SENS:DATA:TEL:OTN:OPU100:PLM ON

SENS:DATA:TEL:OTN:OPU100:PLM?

Returns: 1

See Also

SOURce:DATA:TELecom:OTN:OPU[1..n]:PCODe

SOURce:DATA:TELecom:OTN:OPU[1..n]:PCODe?

SENSe:DATA:TELecom:OTN:OPU[1..n]:CHAN

SENSe:DATA:TELecom:OTN:OPU[1..n]:CHAN?

SENSe:DATA:TELecom:OTN:OPU[1..n]:ACHA

SENSe:DATA:TELecom:OTN:OPU[1..n]:ACHA?

:SENSe:DATA:TELecom:OTN:OPU[1..n]:PLM?

Description

This query returns the state of Optical Payload Unit-Payload Label Mismatch (OPU-PLM) alarm analysis for the instrument.

At *RST condition, this value is set to OFF.

Navigation Path: Setup > Test Configurator > OTU > FTFL/PT > ODU > PT - OPU-PLM

Navigation Path: Results > FTFL/PT > ODU > PT - OPU-PLM

Syntax

:SENSe:DATA:TELecom:OTN:OPU[1..n]:PLM?

Response Syntax

<Set>

Response(s)

Set:

The response data syntax for the first parameter is defined as a <BOOLEAN RESPONSE DATA> element.

Returns the status of the Optical Payload Unit-Payload Label Mismatch (OPU-PLM) alarm analysis.

1, PLM alarm analysis is enabled.

0, PLM alarm analysis is disabled.

Example(s)

OTN BERT:

SENS:DATA:TEL:OTN:OPU1:PLM ON

SENS:DATA:TEL:OTN:OPU1:PLM?

Returns: 1

For Multi-Channel OTN:

SENS:DATA:TEL:OTN:OPU100:ACHA ON

SENS:DATA:TEL:OTN:OPU100:PLM ON

SENS:DATA:TEL:OTN:OPU100:PLM?

Returns: 1

See Also

SOURce:DATA:TELecom:OTN:OPU[1..n]:PCODe

SOURce:DATA:TELecom:OTN:OPU[1..n]:PCODe?

SENSe:DATA:TELecom:OTN:OPU[1..n]:CHAN

SENSe:DATA:TELecom:OTN:OPU[1..n]:ACHA

:SENSe:DATA:TELecom:OTN:OPU[1..n]:PTYPe

Description

This command sets the expected Payload Type.

At *RST condition, this value is set to PRBStest.

Navigation Path: Setup > Test Configurator > OTU > FTFL/PT > ODU > PT - Expected Payload Type

Navigation Path: Results > FTFL/PT > ODU > PT - Expected Payload Type

In Multi-Channel OTN, when accessing an OPU LO,

the channel must be set using SENSe:DATA:TELecom:OTN:OPU[1..n]CHANnel.

The expected Payload Type can also be set for all channels by using SENS:DATA:TEL:OTN:OPU[1..n]:ACHAnnel.

In FlexO BERT, when accessing an OPU LO,

the client ID must be set using SENSe:DATA:TELecom:OTN:OPU[1..n]:CLIent

The expected Payload Type can also be set for all clients by using SENSe:DATA:TELecom:OTN:OPU[1..n]:ACLient

Syntax

:SENSe:DATA:TELecom:OTN:OPU[1..n]:PTYPe <wsp><Payload Type>

:SENSe:DATA:TELecom:OTN:OPU[1..n]:PTYPe

Parameter(s)

Payload Type:

The program data syntax for the first parameter is defined as a <CHARACTER PROGRAM DATA> element.

Sets the expected Payload Type.

_1485_1001OPU1: (1.485/1.001) Gbit/s SDI mapping into OPU1

_1485OPU1: 1.485 Gbit/s SDI mapping in to OPU1

_200GBASER: 200GBASE-R mapping into OPUflex

_25GBASER: 25GBASE-R mapping into OPUflex

_2970_1001OPUFLEX: (2.970/1.001) Gbit/s SDI mapping into OPUflex

_2970OPUFLEX: 2.970 Gbit/s SDI mapping into OPUflex

_400GBASER: 400GBASE-R mapping into OPUflex

ASYNchronous: Asynchronous CBR mapping

ATM: ATM mapping

BISYnch: Bit synchronous CBR mapping

BSNTiming: Bit stream without octet timing mapping

BSTiming: Bit stream with octet timing mapping

DVBASIOPU0: DVB_ASI mapping into OPU0

EXPerimental: Experimental mapping

FC100ODU0: FC-100 into ODU0

FC1200ODU2E: FC-1200 into ODU2e

FC1600: FC-1600 mapping into OPUflex

FC200ODU1: FC-200 into ODU1

FC3200: FC-3200 mapping into OPUflex

FC400: FC-400 into ODUflex

FC800: FC-800 into ODUflex

FLEXEAWARE: FlexE aware (partial rate) mapping into OPUflex

FLEXECLIENT: FlexE Client mapping into OPUflex

GFP1: GFP Mapping

GFPEOPU2: GFP mapping into extended OPU2

IBDRMAPPING: IB DDR mapping into ODUflex

IBQDRMAPPING: IB QDR mapping into ODUflex

:SENSe:DATA:TELecom:OTN:OPU[1..n]:PTYPe

Parameter(s)

IBSDRMAPPING: IB SDR mapping into ODUflex
NAVailable: Not available
NULLtest: NULL test signal mapping
OC12STM4ODU0: OC12/STM-4 into ODU0
OC3STM1ODU0: OC3/STM-1 into ODU0
ODUODTUCNTS: ODU multiplex with ODTUCn.ts
ODUODTUJK: ODU multiplex with ODTUjk
ODUODTUKTSODTUJK: ODU multiplex with ODTUk.ts/ODTUjk
PCSCODEWORD: PCS Codeword transparent Ethernet
PRBStest: PRBS test signal mapping
RFSTandard: Reserved for international standardization
RPRopriet: Reserved codes for proprietary use
SBCONESCONOPU0: SBCON/ESCON mapping into OPU0
SDIMAPPING: SDI mapping into OPU0
VCONcate: Virtual Concatenated signal

:SENSe:DATA:TELecom:OTN:OPU[1..n]:PTYPe

Response Syntax

<Set>

Example(s)

OTN BERT:
SENS:DATA:TEL:OTN:OPU1:PTYP EXP
SENS:DATA:TEL:OTN:OPU1:PTYP?
Returns: EXPERIMENTAL
For Multi-Channel OTN:
SENS:DATA:TEL:OTN:OPU100:ACHA ON
SENS:DATA:TEL:OTN:OPU100:PTYP EXP
SENS:DATA:TEL:OTN:OPU100:PTYP?
Returns: EXPERIMENTAL
For FlexO BERT:
SENS:DATA:TEL:OTN:OPU101:ACL ON
SENS:DATA:TEL:OTN:OPU101:PTYP EXP
SENS:DATA:TEL:OTN:OPU101:PTYP?
Returns: EXPERIMENTAL

See Also

SENSe:DATA:TELecom:OTN:OPU[1..n]:PCODe
SENSe:DATA:TELecom:OTN:OPU[1..n]:PCODe?
For Multi-Channel OTN
SENSe:DATA:TELecom:OTN:OPU[1..n]:CHANnel
SENSe:DATA:TELecom:OTN:OPU[1..n]:CHANnel?
SENSe:DATA:TELecom:OTN:OPU[1..n]:ACHAnnel
SENSe:DATA:TELecom:OTN:OPU[1..n]:ACHAnnel?
For FlexO BERT:
SENSe:DATA:TELecom:OTN:OPU[1..n]:CLIent
SENSe:DATA:TELecom:OTN:OPU[1..n]:CLIent?
SENSe:DATA:TELecom:OTN:OPU[1..n]:ACLient
SENSe:DATA:TELecom:OTN:OPU[1..n]:ACLient?

:SENSe:DATA:TELecom:OTN:OPU[1..n]:PTYPe?

Description

This query returns the expected Payload Type.

At *RST condition, this value is set to PRBStest.

Navigation Path: Setup > Test Configurator > OTU > FTFL/PT > ODU > PT - Expected Payload Type

Navigation Path: Results > FTFL/PT > ODU > PT - Expected Payload Type

In Multi-Channel OTN, when accessing an OPU LO,

the channel must be set using SENSe:DATA:TELecom:OTN:OPU[1..n]CHANnel.

The global expected Payload Type can also be retrieved by using SENS:DATA:TEL:OTN:OPU[1..n]:ACHAnnel.

In FlexO BERT, when accessing an OPU LO,

the client ID must be set using SENSe:DATA:TELecom:OTN:OPU[1..n]:CLIent.

The global expected Payload Type can also be retrieved by using SENSe:DATA:TELecom:OTN:OPU[1..n]:ACLient.

Syntax

:SENSe:DATA:TELecom:OTN:OPU[1..n]:PTYPe?

Response Syntax

<Payload Type>

:SENSe:DATA:TELecom:OTN:OPU[1..n]:PTYPe?

Response(s)

Payload Type:

The response data syntax for the first parameter is defined as a <CHARACTER RESPONSE DATA> element.

Returns the expected Payload Type.

_1485_1001OPU1: (1.485/1.001) Gbit/s SDI mapping into OPU1

_1485OPU1: 1.485 Gbit/s SDI mapping in to OPU1

_200GBASER: 200GBASE-R mapping into OPUflex

_25GBASER: 25GBASE-R mapping into OPUflex

_2970_1001OPUFLEX: (2.970/1.001) Gbit/s SDI mapping into OPUflex

_2970OPUFLEX: 2.970 Gbit/s SDI mapping into OPUflex

_400GBASER: 400GBASE-R mapping into OPUflex

ASYNchronous: Asynchronous CBR mapping

ATM: ATM mapping

BISYnch: Bit synchronous CBR mapping

BSNTiming: Bit stream without octet timing mapping

BSTiming: Bit stream with octet timing mapping

DVBASIOPU0: DVB_ASI mapping into OPU0

EXPerimental: Experimental mapping

FC100ODU0: FC-100 into ODU0

FC1200ODU2E: FC-1200 into ODU2e

FC1600: FC-1600 mapping into OPUflex

FC200ODU1: FC-200 into ODU1

FC3200: FC-3200 mapping into OPUflex

FC400: FC-400 into ODUflex

FC800: FC-800 into ODUflex

FLEXEAWARE: FlexE aware (partial rate) mapping into OPUflex

FLEXECLIENT: FlexE Client mapping into OPUflex

:SENSe:DATA:TELecom:OTN:OPU[1..n]:PTYPe?

Response(s)

GFP1: GFP Mapping
GFPEOPU2: GFP mapping into extended OPU2
IBDRMAPPING: IB DDR mapping into ODUflex
IBQDRMAPPING: IB QDR mapping into ODUflex
IBSDRMAPPING: IB SDR mapping into ODUflex
NAVailable: Not available
NULLtest: NULL test signal mapping
OC12STM4ODU0: OC12/STM-4 into ODU0
OC3STM1ODU0: OC3/STM-1 into ODU0
ODUODTUCNTS: ODU multiplex with ODTUCn.ts
ODUODTUJK: ODU multiplex with ODTUjk
ODUODTUKTSODTUJK: ODU multiplex with ODTUk.ts/ODTUjk
PCSCODEWORD: PCS Codeword transparent Ethernet
PRBStest: PRBS test signal mapping
RFSTandard: Reserved for international standardization
RPRopriet: Reserved codes for proprietary use
SBCONESCONOPU0: SBCON/ESCON mapping into OPU0
SDIMAPPING: SDI mapping into OPU0
VCONcate: Virtual Concatenated signal

Example(s)

OTN BERT:
SENS:DATA:TEL:OTN:OPU1:PTYP EXP
SENS:DATA:TEL:OTN:OPU1:PTYP?
Returns: EXPERIMENTAL
For Multi-Channel OTN:
SENS:DATA:TEL:OTN:OPU100:ACHA ON
SENS:DATA:TEL:OTN:OPU100:PTYP EXP
SENS:DATA:TEL:OTN:OPU100:PTYP?
Returns: EXPERIMENTAL
For FlexO BERT:
SENS:DATA:TEL:OTN:OPU101:ACL ON
SENS:DATA:TEL:OTN:OPU101PTYP EXP
SENS:DATA:TEL:OTN:OPU101:PTYP?
Returns: EXPERIMENTAL

:SENSe:DATA:TELecom:OTN:OPU[1..n]:PTYPe?

See Also

SENSe:DATA:TELecom:OTN:OPU[1..n]:PCODe
SENSe:DATA:TELecom:OTN:OPU[1..n]:PCODe?
For Multi-Channel OTN:
SENSe:DATA:TELecom:OTN:OPU[1..n]:CHANnel
SENSe:DATA:TELecom:OTN:OPU[1..n]:CHANnel?
SENSe:DATA:TELecom:OTN:OPU[1..n]:ACHAnnel
SENSe:DATA:TELecom:OTN:OPU[1..n]:ACHAnnel?
For FlexO BERT:
SENSe:DATA:TELecom:OTN:OPU[1..n]:CLIent
SENSe:DATA:TELecom:OTN:OPU[1..n]:CLIent?
SENSe:DATA:TELecom:OTN:OPU[1..n]:ACLientl
SENSe:DATA:TELecom:OTN:OPU[1..n]:ACLientl?

:SOURce:DATA:TELecom:OTN:ODU[1..n]:E[1..n]:FTFL:CODE

Description

This command sets the FTFL Fault Indication code to be generated for OTU1e/2e / OTU3e1/E2 rate.

At *RST condition, this value is set to #H00.

Navigation Path: Setup > Test Configurator > OTU3e(1/2) > FTFL/PT > ODU1e/2e / ODU3e1/E2 > FTFL - Code

Syntax

:SOURce:DATA:TELecom:OTN:ODU[1..n]:E[1..n]:FTFL:CODE <wsp><Ftfl>, <Code>

Parameter(s)

Ftfl:

The program data syntax for the first parameter is defined as a <CHARACTER PROGRAM DATA> element.

Sets the CONFig of the forward and backward ODU Fault Type Fault Location (FTFL).

FORWard, sets the Forward CONFig.

BACKward, sets the Backward CONFig.

Code:

The program data syntax for the second parameter is defined as a <NONDECIMAL NUMERIC PROGRAM DATA> element.

Sets the FTFL Fault Indication Code to be generated.

Response Syntax

<Payload Type>

Example(s)

SOUR:DATA:TEL:OTN:ODU3:E1:FTFL:CODE FORW,#H01

SOUR:DATA:TEL:OTN:ODU3:E1:FTFL:CODE? FORW

Returns: 1

See Also

SOURce:DATA:TELecom:OTN:ODU[1..n]:FTFL:CODE?

:SOURce:DATA:TELecom:OTN:ODU[1..n]:E[1..n]:FTFL:CODE?

Description

This query returns the FTFL Fault Indication code to be generated for OTU1e/2e / OTU3e1/E2 rate.

At *RST condition, this value is set to #H00.

Navigation Path: Setup > Test Configurator > OTU3e(1/2) > FTFL/PT > ODU1e/2e / ODU3e1/E2 > FTFL - Code

Syntax

:SOURce:DATA:TELecom:OTN:ODU[1..n]:E[1..n]:FTFL:CODE? <wsp><Ftfl>

Parameter(s)

Ftfl:

The program data syntax for the first parameter is defined as a <CHARACTER PROGRAM DATA> element.

Sets the CONFig of the forward and backward ODU Fault Type Fault Location (FTFL).

FORWard, sets the Forward CONFig.

BACKward, sets the Backward CONFig.

Response Syntax

<Code>

Response(s)

Code:

The response data syntax for the first parameter is defined as a <NR1 NUMERIC RESPONSE DATA> element.

Returns the selection of the Fault Type Fault Location (FTFL) fault indication code to be generated.

Example(s)

SOUR:DATA:TEL:OTN:ODU3:E1:FTFL:CODE FORW,#H01

SOUR:DATA:TEL:OTN:ODU3:E1:FTFL:CODE? FORW

Returns: 1

See Also

SOURce:DATA:TELecom:OTN:ODU[1..n]:FTFL:CODE

:SOURce:DATA:TELecom:OTN:ODU[1..n]:E[1..n]:FTFL:IDENTifier

Description

This command sets the FTFL Operator Identifier to be generated for OTU1e/2e / OTU3e1/E2 rate.

At *RST condition, this value is device dependent.

Navigation Path: Setup > Test Configurator > OTU3e(1/2) > FTFL/PT > ODU1e/2e / ODU3e1/E2 > FTFL - Operator Identifier

Syntax

:SOURce:DATA:TELecom:OTN:ODU[1..n]:E[1..n]:FTFL:IDENTifier <wsp><Ftfl>, <Identifier>

Parameter(s)

Ftfl:

The program data syntax for the first parameter is defined as a <CHARACTER PROGRAM DATA> element.

Sets the CONFig of the forward and backward ODU Fault Type Fault Location (FTFL).

FORWard, sets the Forward CONFig.

BACKward, sets the Backward CONFig.

Identifier:

The program data syntax for the second parameter is defined as a <STRING PROGRAM DATA> element.

Sets the operator identifier to be generated.

Response Syntax

<Code>

Example(s)

SOUR:DATA:TEL:OTN:ODU3:E1:FTFL:IDEN FORW,exfo

SOUR:DATA:TEL:OTN:ODU3:E1:FTFL:IDEN? FORW

Returns: exfo

See Also

SOURce:DATA:TELecom:OTN:ODU[1..n]:FTFL:IDENTifier?

:SOURce:DATA:TELecom:OTN:ODU[1..n]:E[1..n]:FTFL:IDENtifier?

Description

This query returns the FTFL Operator Identifier to be generated for OTU1e/2e / OTU3e1/E2 rate.

At *RST condition, this value is device dependent.

Navigation Path: Setup > Test Configurator > OTU3e(1/2) > FTFL/PT > ODU1e/2e / ODU3e1/E2 > FTFL - Operator Identifier

Syntax

:SOURce:DATA:TELecom:OTN:ODU[1..n]:E[1..n]:FTFL:IDENtifier? <wsp><Ftfl>

Parameter(s)

Ftfl:

The program data syntax for the first parameter is defined as a <CHARACTER PROGRAM DATA> element.

Sets the CONFig of the forward and backward ODU Fault Type Fault Location (FTFL).

FORWard, sets the Forward CONFig.

BACKward, sets the Backward CONFig.

Response Syntax

<Identifier>

Response(s)

Identifier:

The response data syntax for the first parameter is defined as a <STRING RESPONSE DATA> element.

Returns the value of the Fault Type Fault Location (FTFL) Operator Identifier (bytes 1 to 9 for forward, byte 129 to 137 for backward) to be generated.

Example(s)

SOUR:DATA:TEL:OTN:ODU3:E1:FTFL:IDEN FORW,exfo

SOUR:DATA:TEL:OTN:ODU3:E1:FTFL:IDEN? FORW

Returns: exfo

See Also

SOURce:DATA:TELecom:OTN:ODU[1..n]:FTFL:IDENtifier

:SOURce:DATA:TELecom:OTN:ODU[1..n]:E[1..n]:FTFL:INDication

Description

This command sets the FTFL Fault Indication message to be generated for OTU1e/2e / OTU3e1/E2 rate.

At *RST condition, this value is set to NFAult.

Navigation Path: Setup > Test Configurator > OTU3e(1/2) > FTFL/PT > ODU1e/2e / ODU3e1/E2 > FTFL - Fault Indication

Syntax

:SOURce:DATA:TELecom:OTN:ODU[1..n]:E[1..n]:FTFL:INDication <wsp><Ftfl>, <Indication>

Parameter(s)

Ftfl:

The program data syntax for the first parameter is defined as a <CHARACTER PROGRAM DATA> element.

Sets the CONFig of the forward and backward ODU Fault Type Fault Location (FTFL).

FORWard, sets the Forward CONFig.

BACKward, sets the Backward CONFig.

Indication:

The program data syntax for the second parameter is defined as a <CHARACTER PROGRAM DATA> element.

Sets the FTFL Fault Indication message to be generated.

NFAult: No Fault

RESERVED: Reserved

SFAil: Signal Fail

SDEgraDe: Signal Degraded

Response Syntax

<Identifier>

Example(s)

SOUR:DATA:TEL:OTN:ODU3:E1:FTFL:IND FORW,SFA

SOUR:DATA:TEL:OTN:ODU3:E1:FTFL:IND? FORW

Returns: SFAIL

See Also

SOURce:DATA:TELecom:OTN:ODU[1..n]:E[1..n]:FTFL:INDication?

:SOURce:DATA:TELecom:OTN:ODU[1..n]:E[1..n]:FTFL:INDication?

Description

This query returns the FTFL Fault Indication message to be generated for OTU1e/2e / OTU3e1/E2 rate.

At *RST condition, this value is set to NFAult.

Navigation Path: Setup > Test Configurator > OTU3e(1/2) > FTFL/PT > ODU1e/2e / ODU3e1/E2 > FTFL - Fault Indication

Syntax

:SOURce:DATA:TELecom:OTN:ODU[1..n]:E[1..n]:FTFL:INDication? <wsp><Ftfl>

Parameter(s)

Ftfl:

The program data syntax for the first parameter is defined as a <CHARACTER PROGRAM DATA> element.

Sets the CONFig of the forward and backward ODU Fault Type Fault Location (FTFL).

FORWard, sets the Forward CONFig.

BACKward, sets the Backward CONFig.

Response Syntax

<Indication>

Response(s)

Indication:

The response data syntax for the first parameter is defined as a <CHARACTER RESPONSE DATA> element.

Returns the FTFL Fault Indication message to be generated.

NFAULT, No Fault (NFAULT) is selected as FTFL Fault Indication message.

SFAIL, Signal Fail (SFAIL) is selected as FTFL Fault Indication message.

SDEGRADE, Signal Degraded (SDEGRADE) is selected as FTFL Fault Indication message.

RESERVED, Reserved is selected as FTFL Fault Indication message.

Example(s)

SOUR:DATA:TEL:OTN:ODU3:E1:FTFL:IND FORW,SFA

SOUR:DATA:TEL:OTN:ODU3:E1:FTFL:IND? FORW

Returns: SFAIL

See Also

SOURce:DATA:TELecom:OTN:ODU[1..n]:FTFL:INDication

:SOURce:DATA:TELecom:OTN:ODU[1..n]:E[1..n]:FTFL:OPSPec

Description

This command sets the FTFL Operator Specific to be generated for OTU1e/2e / OTU3e1/E2 rate.

At *RST condition, this value is set to EXFO ODU OPERATOR SPECIFIC.

Navigation Path: Setup > Test Configurator > OTU3e(1/2) > FTFL/PT > ODU1e/2e / ODU3e1/E2 > FTFL - Operator Specific

Syntax

:SOURce:DATA:TELecom:OTN:ODU[1..n]:E[1..n]:FTFL:OPSPec <wsp><Ftfl>, <Specific>

Parameter(s)

Ftfl:

The program data syntax for the first parameter is defined as a <CHARACTER PROGRAM DATA> element.

Sets the CONFig of the forward and backward ODU Fault Type Fault Location (FTFL).

FORWard, sets the Forward CONFig.

BACKward, sets the Backward CONFig.

Specific:

The program data syntax for the second parameter is defined as a <STRING PROGRAM DATA> element.

Sets the operator specific to be generated.

Response Syntax

<Indication>

Example(s)

SOUR:DATA:TEL:OTN:ODU3:E1:FTFL:OPSP FORW,exfo

SOUR:DATA:TEL:OTN:ODU3:E1:FTFL:OPSP? FORW

Returns: exfo

See Also

SOURce:DATA:TELecom:OTN:ODU[1..n]:FTFL:OPSPec?

:SOURce:DATA:TELecom:OTN:ODU[1..n]:E[1..n]:FTFL:OPSPec?

Description	This query returns the FTFL Operator Specific to be generated for OTU1e/2e / OTU3e1/E2 rate. At *RST condition, this value is set to EXFO ODU OPERATOR SPECIFIC. Navigation Path: Setup > Test Configurator > OTU3e(1/2) > FTFL/PT > ODU1e/2e / ODU3e1/E2 > FTFL - Operator Specific
Syntax	:SOURce:DATA:TELecom:OTN:ODU[1..n]:E[1..n]:FTFL:OPSPec? <wsp><Ftfl>
Parameter(s)	**Ftfl**: The program data syntax for the first parameter is defined as a <CHARACTER PROGRAM DATA> element. Sets the CONFig of the forward and backward ODU Fault Type Fault Location (FTFL). FORWard, sets the Forward CONFig. BACKward, sets the Backward CONFig.
Response Syntax	<Specific>
Response(s)	**Specific**: The response data syntax for the first parameter is defined as a <STRING RESPONSE DATA> element. Returns the value of operator specific (bytes 10 to 127 for forward, byte 138 to 255 for backward) to be generated.
Example(s)	SOUR:DATA:TEL:OTN:ODU3:E1:FTFL:OPSP FORW,exfo SOUR:DATA:TEL:OTN:ODU3:E1:FTFL:OPSP? FORW Returns: exfo
See Also	SOURce:DATA:TELecom:OTN:ODU[1..n]:FTFL:OPSPec

:SOURce:DATA:TELecom:OTN:ODU[1..n]:E[1..n]:FTFL:OVERwrite:ENABled

Description

This command enables/disables the Fault Type Fault Location (FTFL) Overwrite feature for OTU1e/2e / OTU3e1/E2 rate.

At *RST condition, this value is set to OFF.

Navigation Path: Setup > Test Configurator > OTU > FTFL/PT > ODU1e/2e / ODU3e1/e2 > FTFL - Overwrite

Syntax

:SOURce:DATA:TELecom:OTN:ODU[1..n]:E[1..n]:FTFL:OVERwrite:ENABled <wsp><Status>

Parameter(s)

Status:

The program data syntax for the first parameter is defined as a <BOOLEAN PROGRAM DATA> element.

Enables/disables:

ON: Enables

OFF: Disables

Response Syntax

<Specific>

Example(s)

SOUR:DATA:TEL:OTN:ODU3:E1:FTFL:OVER:ENAB ON

SOUR:DATA:TEL:OTN:ODU3:E1:FTFL:OVER:ENAB?

Returns: 1

See Also

SOURce:DATA:TELecom:OTN:OTU[1..n]:SM:OVERwrite:ENABled?

:SOURce:DATA:TELecom:OTN:ODU[1..n]:E[1..n]:FTFL:OVERwrite:ENABled?

Description	This query returns the status of Fault Type Fault Location (FTFL) Overwrite feature for OTU1e/2e / OTU3e1/E2 rate. At *RST condition, this value is set to OFF. Navigation Path: Setup > Test Configurator > OTU > FTFL/PT > ODU1e/2e / ODU3e1/e2 > FTFL - Overwrite
Syntax	:SOURce:DATA:TELecom:OTN:ODU[1..n]:E[1..n]:FTFL:OVERwrite:ENABled?
Response Syntax	<Status>
Response(s)	**Status**: The response data syntax for the first parameter is defined as a <BOOLEAN RESPONSE DATA> element. Returns the enable/disable status: 1: Enabled 0: Disabled
Example(s)	SOUR:DATA:TEL:OTN:ODU3:E1:FTFL:OVER:ENAB ON SOUR:DATA:TEL:OTN:ODU3:E1:FTFL:OVER:ENAB? Returns: 1
See Also	SOURce:DATA:TELecom:OTN:OTU[1..n]:SM:OVERwrite:ENABled

:SOURce:DATA:TELecom:OTN:ODU[1..n]:F:FTFL:CODE

Description

This command sets the FTFL Fault Indication code to be generated for OTU1f/2f rate.

At *RST condition, this value is set to #H00.

Navigation Path: Setup > Test Configurator > OTU1e/2e > FTFL/PT > ODU1e/2e > FTFL - Code

Syntax

:SOURce:DATA:TELecom:OTN:ODU[1..n]:F:FTFL:CODE <wsp><Ftfl>, <Code>

Parameter(s)

Ftfl:

The program data syntax for the first parameter is defined as a <CHARACTER PROGRAM DATA> element.

Sets the CONFig of the forward and backward ODU Fault Type Fault Location (FTFL).

FORWard, sets the Forward CONFig.

BACKward, sets the Backward CONFig.

Code:

The program data syntax for the second parameter is defined as a <NONDECIMAL NUMERIC PROGRAM DATA> element.

Sets the FTFL Fault Indication Code to be generated.

Response Syntax

<Status>

Example(s)

SOUR:DATA:TEL:OTN:ODU1:F:FTFL:CODE FORW,#H01

SOUR:DATA:TEL:OTN:ODU1:F:FTFL:CODE? FORW

Returns: 1

See Also

SOURce:DATA:TELecom:OTN:ODU[1..n]:FTFL:CODE?

:SOURce:DATA:TELecom:OTN:ODU[1..n]:F:FTFL:CODE?

Description

This query returns the FTFL Fault Indication code to be generated for OTU1f/2f rate.

At *RST condition, this value is set to #H00.

Navigation Path: Setup > Test Configurator > OTU1e/2e > FTFL/PT > ODU1e/2e > FTFL - Code

Syntax

:SOURce:DATA:TELecom:OTN:ODU[1..n]:F:FTFL:CODE? <wsp><Ftfl>

Parameter(s)

Ftfl:

The program data syntax for the first parameter is defined as a <CHARACTER PROGRAM DATA> element.

Sets the CONFig of the forward and backward ODU Fault Type Fault Location (FTFL).

FORWard, sets the Forward CONFig.

BACKward, sets the Backward CONFig.

Response Syntax

<Code>

Response(s)

Code:

The response data syntax for the first parameter is defined as a <NR1 NUMERIC RESPONSE DATA> element.

Returns the selection of the Fault Type Fault Location (FTFL) fault indication code to be generated.

Example(s)

SOUR:DATA:TEL:OTN:ODU1:F:FTFL:CODE FORW,#H01

SOUR:DATA:TEL:OTN:ODU1:F:FTFL:CODE? FORW

Returns: 1

See Also

SOURce:DATA:TELecom:OTN:ODU[1..n]:FTFL:CODE

:SOURce:DATA:TELecom:OTN:ODU[1..n]:F:FTFL:IDENtifier

Description

This command sets the FTFL Operator Identifier to be generated for OTU1f/2f rate.

At *RST condition, this value is device dependent.

Navigation Path: Setup > Test Configurator > OTU1e/2e > FTFL/PT > ODU1e/2e > FTFL - Operator Identifier

Syntax

:SOURce:DATA:TELecom:OTN:ODU[1..n]:F:FTFL:IDENtifier <wsp><Ftfl>, <Identifier>

Parameter(s)

Ftfl:

The program data syntax for the first parameter is defined as a <CHARACTER PROGRAM DATA> element.

Sets the CONFig of the forward and backward ODU Fault Type Fault Location (FTFL).

FORWard, sets the Forward CONFig.

BACKward, sets the Backward CONFig.

Identifier:

The program data syntax for the second parameter is defined as a <STRING PROGRAM DATA> element.

Sets the operator identifier to be generated.

Response Syntax

<Code>

Example(s)

SOUR:DATA:TEL:OTN:ODU1:F:FTFL:IDEN FORW,exfo

SOUR:DATA:TEL:OTN:ODU1:F:FTFL:IDEN? FORW

Returns: exfo

See Also

SOURce:DATA:TELecom:OTN:ODU[1..n]:FTFL:IDENtifier?

:SOURce:DATA:TELecom:OTN:ODU[1..n]:F:FTFL:IDENtifier?

Description

This query returns the FTFL Operator Identifier to be generated for OTU1f/2f rate.

At *RST condition, this value is device dependent.

Navigation Path: Setup > Test Configurator > OTU1e/2e > FTFL/PT > ODU1e/2e > FTFL - Operator Identifier

Syntax

:SOURce:DATA:TELecom:OTN:ODU[1..n]:F:FTFL:IDENtifier? <wsp><Ftfl>

Parameter(s)

Ftfl:

The program data syntax for the first parameter is defined as a <CHARACTER PROGRAM DATA> element.

Sets the CONFig of the forward and backward ODU Fault Type Fault Location (FTFL).

FORWard, sets the Forward CONFig.

BACKward, sets the Backward CONFig.

Response Syntax

<Identifier>

Response(s)

Identifier:

The response data syntax for the first parameter is defined as a <STRING RESPONSE DATA> element.

Returns the value of the Fault Type Fault Location (FTFL) Operator Identifier (bytes 1 to 9 for forward, byte 129 to 137 for backward) to be generated.

Example(s)

SOUR:DATA:TEL:OTN:ODU1:F:FTFL:IDEN FORW,exfo

SOUR:DATA:TEL:OTN:ODU1:F:FTFL:IDEN? FORW

Returns: exfo

See Also

SOURce:DATA:TELecom:OTN:ODU[1..n]:FTFL:IDENtifier

:SOURce:DATA:TELecom:OTN:ODU[1..n]:F:FTFL:INDication

Description

This command sets the FTFL Fault Indication message to be generated for OTU1f/2f rate.

At *RST condition, this value is set to NFAult.

Navigation Path: Setup > Test Configurator > OTU1e/2e > FTFL/PT > ODU1e/2e > FTFL - Fault Indication

Syntax

:SOURce:DATA:TELecom:OTN:ODU[1..n]:F:FTFL:INDication <wsp><Ftfl>, <Indication>

Parameter(s)

Ftfl:

The program data syntax for the first parameter is defined as a <CHARACTER PROGRAM DATA> element.

Sets the CONFig of the forward and backward ODU Fault Type Fault Location (FTFL).

FORWard, sets the Forward CONFig.

BACKward, sets the Backward CONFig.

Indication:

The program data syntax for the second parameter is defined as a <CHARACTER PROGRAM DATA> element.

Sets the FTFL Fault Indication message to be generated.

NFAult: No Fault

SFAil: Signal Fail

SDED: Signal Degraded

RESERVED: Reserved

Response Syntax

<Identifier>

Example(s)

SOUR:DATA:TEL:OTN:ODU1:F:FTFL:IND FORW,SFA

SOUR:DATA:TEL:OTN:ODU1:F:FTFL:IND? FORW

Returns: SFAIL

See Also

SOURce:DATA:TELecom:OTN:ODU[1..n]:E[1..n]:FTFL:INDication?

:SOURce:DATA:TELecom:OTN:ODU[1..n]:F:FTFL:INDication?

Description

This query returns the FTFL Fault Indication message to be generated for OTU1f/2f rate.

At *RST condition, this value is set to NFAult.

Navigation Path: Setup > Test Configurator > OTU1e/2e > FTFL/PT > ODU1e/2e > FTFL - Fault Indication

Syntax

:SOURce:DATA:TELecom:OTN:ODU[1..n]:F:FTFL:INDication? <wsp><Ftfl>

Parameter(s)

Ftfl:

The program data syntax for the first parameter is defined as a <CHARACTER PROGRAM DATA> element.

Sets the CONFig of the forward and backward ODU Fault Type Fault Location (FTFL).

FORWard, sets the Forward CONFig.

BACKward, sets the Backward CONFig.

Response Syntax

<Indication>

Response(s)

Indication:

The response data syntax for the first parameter is defined as a <CHARACTER RESPONSE DATA> element.

Returns the FTFL Fault Indication message to be generated.

NFAULT, No Fault (NFAULT) is selected as FTFL Fault Indication message.

SFAIL, Signal Fail (SFAIL) is selected as FTFL Fault Indication message.

SDEGRADE, Signal Degraded (SDEGRADE) is selected as FTFL Fault Indication message.

RESERVED, Reserved is selected as FTFL Fault Indication message.

Example(s)

SOUR:DATA:TEL:OTN:ODU1:F:FTFL:IND FORW,SFA

SOUR:DATA:TEL:OTN:ODU1:F:FTFL:IND? FORW

Returns: SFAIL

See Also

SOURce:DATA:TELecom:OTN:ODU[1..n]:FTFL:INDication

:SOURce:DATA:TELecom:OTN:ODU[1..n]:F:FTFL:OPSPec

Description

This command sets the FTFL Operator Specific to be generated for OTU1f/2f rate.

At *RST condition, this value is set to EXFO ODU OPERATOR SPECIFIC.

Navigation Path: Setup > Test Configurator > OTU1e/2e > FTFL/PT > ODU1e/2e > FTFL - Operator Specific

Syntax

:SOURce:DATA:TELecom:OTN:ODU[1..n]:F:FTFL:OPSPec <wsp><Ftfl>, <Specific>

Parameter(s)

Ftfl:

The program data syntax for the first parameter is defined as a <CHARACTER PROGRAM DATA> element.

Sets the CONFig of the forward and backward ODU Fault Type Fault Location (FTFL).

FORWard, sets the Forward CONFig.

BACKward, sets the Backward CONFig.

Specific:

The program data syntax for the second parameter is defined as a <STRING PROGRAM DATA> element.

Sets the operator specific to be generated.

Response Syntax

<Indication>

Example(s)

SOUR:DATA:TEL:OTN:ODU1:F:FTFL:OPSP FORW,exfo

SOUR:DATA:TEL:OTN:ODU1:F:FTFL:OPSP? FORW

Returns: exfo

See Also

SOURce:DATA:TELecom:OTN:ODU[1..n]:FTFL:OPSPec?

:SOURce:DATA:TELecom:OTN:ODU[1..n]:F:FTFL:OPSPec?

Description

This query returns the FTFL Operator Specific to be generated for OTU1f/2f rate.

At *RST condition, this value is set to EXFO ODU OPERATOR SPECIFIC.

Navigation Path: Setup > Test Configurator > OTU1e/2e > FTFL/PT > ODU1e/2e > FTFL - Operator Specific

Syntax

:SOURce:DATA:TELecom:OTN:ODU[1..n]:F:FTFL:OPSPec? <wsp><Ftfl>

Parameter(s)

Ftfl:

The program data syntax for the first parameter is defined as a <CHARACTER PROGRAM DATA> element.

Sets the CONFig of the forward and backward ODU Fault Type Fault Location (FTFL).

FORWard, sets the Forward CONFig.

BACKward, sets the Backward CONFig.

Response Syntax

<Specific>

Response(s)

Specific:

The response data syntax for the first parameter is defined as a <STRING RESPONSE DATA> element.

Returns the value of operator specific (bytes 10 to 127 for forward, byte 138 to 255 for backward) to be generated.

Example(s)

SOUR:DATA:TEL:OTN:ODU1:F:FTFL:OPSP FORW,exfo

SOUR:DATA:TEL:OTN:ODU1:F:FTFL:OPSP? FORW

Returns: exfo

See Also

SOURce:DATA:TELecom:OTN:ODU[1..n]:FTFL:OPSPec

:SOURce:DATA:TELecom:OTN:ODU[1..n]:F:FTFL:OVERwrite:ENABled

Description

This command enables/disables the Fault Type Fault Location (FTFL) Overwrite feature for OTU1f/2f rate.

At *RST condition, this value is set to OFF.

Navigation Path: Setup > Test Configurator > OTU > FTFL/PT > ODU1e/2e / ODU3e1/E2 > FTFL - Overwrite

Syntax

:SOURce:DATA:TELecom:OTN:ODU[1..n]:F:FTFL:OVERwrite:ENABled <wsp><Status>

Parameter(s)

Status:

The program data syntax for the first parameter is defined as a <BOOLEAN PROGRAM DATA> element.

Enables/disables:

ON: Enables

OFF: Disables

Response Syntax

<Specific>

Example(s)

SOUR:DATA:TEL:OTN:ODU3:E1:FTFL:OVER:ENAB ON

SOUR:DATA:TEL:OTN:ODU3:E1:FTFL:OVER:ENAB?

Returns: 1

See Also

SOURce:DATA:TELecom:OTN:OTU[1..n]:SM:OVERwrite:ENABled?

:SOURce:DATA:TELecom:OTN:ODU[1..n]:F:FTFL:OVERwrite:ENABled?

Description	This query returns the status of Fault Type Fault Location (FTFL) Overwrite feature for OTU1f/2f rate. At *RST condition, this value is set to OFF. Navigation Path: Setup > Test Configurator > OTU > FTFL/PT > ODU1e/2e / ODU3e1/E2 > FTFL - Overwrite
Syntax	:SOURce:DATA:TELecom:OTN:ODU[1..n]:F:FTFL:OVERwrite:ENABled?
Response Syntax	<Status>
Response(s)	**Status**: The response data syntax for the first parameter is defined as a <BOOLEAN RESPONSE DATA> element. Returns the enable/disable status: 1: Enabled 0: Disabled
Example(s)	SOUR:DATA:TEL:OTN:ODU3:E1:FTFL:OVER:ENAB ON SOUR:DATA:TEL:OTN:ODU3:E1:FTFL:OVER:ENAB? Returns: 1
See Also	SOURce:DATA:TELecom:OTN:OTU[1..n]:SM:OVERwrite:ENABled

:SOURce:DATA:TELecom:OTN:ODU[1..n]:FTFL:CODE

Description

This command sets the selection of the Fault Type Fault Location (FTFL) Fault Indication code to be generated.

At *RST condition, this value is set to 0.

Navigation Path: Setup > Test Configurator > OTU > FTFL/PT > ODU > FTFL - Code

Syntax

:SOURce:DATA:TELecom:OTN:ODU[1..n]:FTFL:CODE <wsp><Ftfl>, <Code>

Parameter(s)

Ftfl:

The program data syntax for the first parameter is defined as a <CHARACTER PROGRAM DATA> element.

Sets the CONFig of the forward and backward ODU (Optical Channel Data Unit) FTFL (Fault Type Fault Location) to be generated.

FORWard, sets the Forward CONFig.

BACKward, sets the Backward CONFig.

Code:

The program data syntax for the second parameter is defined as a <NONDECIMAL NUMERIC PROGRAM DATA> element.

Sets the selection of the Fault Type Fault Location (FTFL) fault indicator code to be generated.

Response Syntax

<Status>

Example(s)

SOUR:DATA:TEL:OTN:ODU1:FTFL:CODE FORW,#H01

SOUR:DATA:TEL:OTN:ODU1:FTFL:CODE? FORW

Returns: 1 (the decimal form of #01H)

See Also

SOURce:DATA:TELecom:OTN:ODU[1..n]:FTFL:INDication

SOURce:DATA:TELecom:OTN:ODU[1..n]:FTFL:INDication?

:SOURce:DATA:TELecom:OTN:ODU[1..n]:FTFL:CODE?

Description

This query returns the selection of the Fault Type Fault Location (FTFL) Fault Indication code to be generated.

At *RST condition, this value is set to 0.

Navigation Path: Setup > Test Configurator > OTU > FTFL/PT > ODU > FTFL - Code

Syntax

:SOURce:DATA:TELecom:OTN:ODU[1..n]:FTFL:CODE? <wsp><Ftfl>

Parameter(s)

Ftfl:

The program data syntax for the first parameter is defined as a <CHARACTER PROGRAM DATA> element.

Sets the CONFig of the forward and backward ODU (Optical Channel Data Unit) FTFL (Fault Type Fault Location) to be generated.

FORWard, sets the Forward CONFig.

BACKward, sets the Backward CONFig.

Response Syntax

<Code>

Response(s)

Code:

The response data syntax for the first parameter is defined as a <NR1 NUMERIC RESPONSE DATA> element.

Returns the selection of the Fault Type Fault Location (FTFL) fault indicator code to be generated.

Example(s)

SOUR:DATA:TEL:OTN:ODU1:FTFL:CODE FORW,#H01

SOUR:DATA:TEL:OTN:ODU1:FTFL:CODE? FORW

Returns: 1 (the decimal form of #01H)

See Also

SOURce:DATA:TELecom:OTN:ODU[1..n]:FTFL:INDication

SOURce:DATA:TELecom:OTN:ODU[1..n]:FTFL:INDication?

:SOURce:DATA:TELecom:OTN:ODU[1..n]:FTFL:IDENtifier

Description

This command sets the Fault Type Fault Location (FTFL) Operator Identifier to be generated.

At *RST condition, this value is set to device-dependent.

Navigation Path: Setup > Test Configurator > OTU > FTFL/PT > ODU > FTFL - Operator Identifier

Syntax

:SOURce:DATA:TELecom:OTN:ODU[1..n]:FTFL:IDENtifier <wsp><Ftfl>, <Identifier>

Parameter(s)

Ftfl:

The program data syntax for the first parameter is defined as a <CHARACTER PROGRAM DATA> element.

Sets the CONFig of the forward and backward ODU (Optical Channel Data Unit) FTFL (Fault Type Fault Location) to be generated.

FORWard, sets the Forward CONFig.

BACKward, sets the Backward CONFig.

Identifier:

The program data syntax for the second parameter is defined as a <STRING PROGRAM DATA> element.

Sets the operator identifier to be generated. A maximum of 9 characters are allowed.

Response Syntax

<Code>

Example(s)

SOUR:DATA:TEL:OTN:ODU1:FTFL:IDEN FORW,exfo

SOUR:DATA:TEL:OTN:ODU1:FTFL:IDEN? FORW

Returns: exfo

See Also

SOURce:DATA:TELecom:OTN:ODU[1..n]:FTFL:INDication

SOURce:DATA:TELecom:OTN:ODU[1..n]:FTFL:INDication?

:SOURce:DATA:TELecom:OTN:ODU[1..n]:FTFL:IDENtifier?

Description

This query returns the Fault Type Fault Location (FTFL) Operator Identifier to be generated.

At *RST condition, this value is set to device-dependent.

Navigation Path: Setup > Test Configurator > OTU > FTFL/PT > ODU > FTFL - Operator Identifier

Syntax

:SOURce:DATA:TELecom:OTN:ODU[1..n]:FTFL:IDENtifier? <wsp><Ftfl>

Parameter(s)

Ftfl:

The program data syntax for the first parameter is defined as a <CHARACTER PROGRAM DATA> element.

Sets the CONFig of the forward and backward ODU (Optical Channel Data Unit) FTFL (Fault Type Fault Location) to be generated.

FORWard, sets the Forward CONFig.

BACKward, sets the Backward CONFig.

Response Syntax

<Identifier>

Response(s)

Identifier:

The response data syntax for the first parameter is defined as a <STRING RESPONSE DATA> element.

Returns the value of the Fault Type Fault Location (FTFL) Operator Identifier (bytes 1 to 9 for forward, byte 129 to 137 for backward) to be generated.

Example(s)

SOUR:DATA:TEL:OTN:ODU1:FTFL:IDEN FORW,exfo

SOUR:DATA:TEL:OTN:ODU1:FTFL:IDEN? FORW

Returns: exfo

See Also

SOURce:DATA:TELecom:OTN:ODU[1..n]:FTFL:INDication

SOURce:DATA:TELecom:OTN:ODU[1..n]:FTFL:INDication?

:SOURce:DATA:TELecom:OTN:ODU[1..n]:FTFL:INDication

Description

This command sets the selection of the Fault Type Fault Location (FTFL) Fault Indication message to be generated.

At *RST condition, this value is set to NFAult.

Navigation Path: Setup > Test Configurator > OTU > FTFL/PT > ODU > FTFL - Fault Indication

Syntax

:SOURce:DATA:TELecom:OTN:ODU[1..n]:FTFL:INDication <wsp><Ftfl>, <Indication>

Parameter(s)

Ftfl:

The program data syntax for the first parameter is defined as a <CHARACTER PROGRAM DATA> element.

Sets the CONFig of the forward and backward ODU (Optical Channel Data Unit) FTFL (Fault Type Fault Location) to be generated.

FORWard, sets the Forward CONFig.

BACKward, sets the Backward CONFig.

Indication:

The program data syntax for the second parameter is defined as a <CHARACTER PROGRAM DATA> element.

Sets the fault indication of the Fault Type Fault Location (FTFL) fault indicator message to be generated.

NFAult: No Fault

SFAil: Signal Fail

SDED: Signal Degraded

RESERVED: Reserved

Response Syntax

<Identifier>

Example(s)

SOUR:DATA:TEL:OTN:ODU1:FTFL:IND FORW,SFA

SOUR:DATA:TEL:OTN:ODU1:FTFL:IND? FORW

Returns: SFAIL

See Also

SOURce:DATA:TELecom:OTN:ODU[1..n]:FTFL:IDENtifier

SOURce:DATA:TELecom:OTN:ODU[1..n]:FTFL:IDENtifier?

:SOURce:DATA:TELecom:OTN:ODU[1..n]:FTFL:INDication?

Description

This query returns the selection of the Fault Type Fault Location (FTFL) Fault Indication message to be generated.

At *RST condition, this value is set to NFAult.

Navigation Path: Setup > Test Configurator > OTU > FTFL/PT > ODU > FTFL - Fault Indication

Syntax

:SOURce:DATA:TELecom:OTN:ODU[1..n]:FTFL:INDication? <wsp><Ftfl>

Parameter(s)

Ftfl:

The program data syntax for the first parameter is defined as a <CHARACTER PROGRAM DATA> element.

Sets the CONFig of the forward and backward ODU (Optical Channel Data Unit) FTFL (Fault Type Fault Location) to be generated.

FORWard, sets the Forward CONFig.

BACKward, sets the Backward CONFig.

Response Syntax

<Indication>

Response(s)

Indication:

The response data syntax for the first parameter is defined as a <CHARACTER RESPONSE DATA> element.

Returns the Fault Type Fault Location (FTFL) Fault Indication message to be generated.

Example(s)

SOUR:DATA:TEL:OTN:ODU1:FTFL:IND FORW,SFA

SOUR:DATA:TEL:OTN:ODU1:FTFL:IND? FORW

Returns: SFAIL

See Also

SOURce:DATA:TELecom:OTN:ODU[1..n]:FTFL:IDENtifier

SOURce:DATA:TELecom:OTN:ODU[1..n]:FTFL:IDENtifier?

:SOURce:DATA:TELecom:OTN:ODU[1..n]:FTFL:OPSPec

Description

This command sets the Fault Type Fault Location (FTFL) Operator Specific to be generated.

At *RST condition, this value is set to device-dependent.

Navigation Path: Setup > Test Configurator > OTU > FTFL/PT > ODU > FTFL - Operator Specific

Syntax

:SOURce:DATA:TELecom:OTN:ODU[1..n]:FTFL:OPSPec <wsp><Ftfl>, <Specific>

Parameter(s)

Ftfl:

The program data syntax for the first parameter is defined as a <CHARACTER PROGRAM DATA> element.

Sets the CONFig of the forward and backward ODU (Optical Channel Data Unit) FTFL (Fault Type Fault Location) to be generated.

FORWard, sets the Forward CONFig.

BACKward, sets the Backward CONFig.

Specific:

The program data syntax for the second parameter is defined as a <STRING PROGRAM DATA> element.

Sets the operator specific to be generated. A maximum of 118 characters are allowed.

Response Syntax

<Indication>

Example(s)

SOUR:DATA:TEL:OTN:ODU1:FTFL:OPSP FORW,exfo

SOUR:DATA:TEL:OTN:ODU1:FTFL:OPSP? FORW

Returns: exfo

See Also

SOURce:DATA:TELecom:OTN:ODU[1..n]:FTFL:INDication

SOURce:DATA:TELecom:OTN:ODU[1..n]:FTFL:INDication?

:SOURce:DATA:TELecom:OTN:ODU[1..n]:FTFL:OPSPec?

Description

This query returns the Fault Type Fault Location (FTFL) Operator Specific to be generated.

At *RST condition, this value is set to device-dependent.

Navigation Path: Setup > Test Configurator > OTU > FTFL/PT > ODU > FTFL - Opertor Specific

Syntax

:SOURce:DATA:TELecom:OTN:ODU[1..n]:FTFL:OPSPec? <wsp><Ftfl>

Parameter(s)

Ftfl:

The program data syntax for the first parameter is defined as a <CHARACTER PROGRAM DATA> element.

Sets the CONFig of the forward and backward ODU FTFL (Fault Type Fault Location) to be generated.

FORWard, sets the Forward CONFig.

BACKward, sets the Backward CONFig.

Response Syntax

<Specific>

Response(s)

Specific:

The response data syntax for the first parameter is defined as a <STRING RESPONSE DATA> element.

Returns the value of operator specific (bytes 10 to 127 for forward, byte 138 to 255 for backward) to be generated.

Example(s)

SOUR:DATA:TEL:OTN:ODU1:FTFL:OPSP FORW,exfo

SOUR:DATA:TEL:OTN:ODU1:FTFL:OPSP? FORW

Returns: exfo

See Also

SOURce:DATA:TELecom:OTN:ODU[1..n]:FTFL:OPSPec

:SOURce:DATA:TELecom:OTN:ODU[1..n]:FTFL:OVERwrite:ENABled

Description	This command enables/disables the Fault Type Fault Location (FTFL) Overwrite feature. At *RST condition, this value is set to OFF. Navigation Path: Setup > Test Configurator > OTU > FTFL/PT > ODU > FTFL - Overwrite
Syntax	:SOURce:DATA:TELecom:OTN:ODU[1..n]:FTFL:OVERwrite:ENABled <wsp><Status>
Parameter(s)	**Status**: The program data syntax for the first parameter is defined as a <BOOLEAN PROGRAM DATA> element. Enables/disables: ON: Enables OFF: Disables
Response Syntax	<Specific>
Example(s)	SOUR:DATA:TEL:OTN:ODU3:FTFL:OVER:ENAB ON SOUR:DATA:TEL:OTN:ODU3:FTFL:OVER:ENAB? Returns: 1
See Also	SOURce:DATA:TELecom:OTN:OTU[1..n]:SM:OVERwrite:ENABled?

:SOURce:DATA:TELecom:OTN:ODU[1..n]:FTFL:OVERwrite:ENABled?

Description	This query returns the status of Fault Type Fault Location (FTFL) Overwrite feature. At *RST condition, this value is set to OFF. Navigation Path: Setup > Test Configurator > OTU > FTFL/PT > ODU > FTFL - Overwrite
Syntax	:SOURce:DATA:TELecom:OTN:ODU[1..n]:FTFL:OVERwrite:ENABled?
Response Syntax	<Status>
Response(s)	**Status**: The response data syntax for the first parameter is defined as a <BOOLEAN RESPONSE DATA> element. Returns the enable/disable status: 1: Enabled 0: Disabled
Example(s)	SOUR:DATA:TEL:OTN:ODU3:FTFL:OVER:ENAB ON SOUR:DATA:TEL:OTN:ODU3:FTFL:OVER:ENAB? Returns: 1
See Also	SOURce:DATA:TELecom:OTN:OTU[1..n]:SM:OVERwrite:ENABled

:SOURce:DATA:TELecom:OTN:OPU[1..n]:E:PCODe

Description

This command sets the corresponding injected payload type as hexadecimal code for OTU1e/2e rate.

At *RST condition, this value is set to #H00.

Navigation Path: Test Configurator > OTU1e/2e > FTFL/PT > ODU1e/2e > PT - Code

Syntax

:SOURce:DATA:TELecom:OTN:OPU[1..n]:E:PCODe <wsp><Code>

Parameter(s)

Code:

The program data syntax for the first parameter is defined as a <NONDECIMAL NUMERIC PROGRAM DATA> element.

Sets the corresponding injected payload type in hexadecimal code.

The values are 00 to FF.

Response Syntax

<Status>

Example(s)

SOUR:DATA:TEL:OTN:OPU1:E:PCOD #H00

SOUR:DATA:TEL:OTN:OPU1:E:PCOD?

Returns: 00 (the decimal form of H00)

See Also

SENSe:DATA:TELecom:OTN:OPU[1..n]:PCODe

SENSe:DATA:TELecom:OTN:OPU[1..n]:PCODe?

:SOURce:DATA:TELecom:OTN:OPU[1..n]:E:PCODe?

Description

This query returns the corresponding injected payload type as hexadecimal code for OTU1e/2e rate.

At *RST condition, this value is set to #H03.

Navigation Path: Test Configurator > OTU1e/2e > FTFL/PT > ODU1e/2e > PT - Code

Syntax

:SOURce:DATA:TELecom:OTN:OPU[1..n]:E:PCODe?

Response Syntax

<Code>

Response(s)

Code:

The response data syntax for the first parameter is defined as a <NR1 NUMERIC RESPONSE DATA> element.

Returns the corresponding injected payload type as decimal code.

The values are 00 to 255.

Example(s)

SOUR:DATA:TEL:OTN:OPU1:E:PCOD #H00

SOUR:DATA:TEL:OTN:OPU1:E:PCOD?

Returns: 00 (the decimal form of H00)

See Also

SENSe:DATA:TELecom:OTN:OPU[1..n]:PCODe

SENSe:DATA:TELecom:OTN:OPU[1..n]:PCODe?

:SOURce:DATA:TELecom:OTN:OPU[1..n]:E:PTYPe

Description

This command sets the injected payload signal type to be generated for OTU1e/2e rate.

At *RST condition, this value is set to PRBStest.

Navigation Path: Setup > Test Configurator > OTU1e/2e > FTFL/PT > ODU1e/2e > PT - Payload Type

Syntax

:SOURce:DATA:TELecom:OTN:OPU[1..n]:E:PTYPe <wsp><Payload>

:SOURce:DATA:TELecom:OTN:OPU[1..n]:E:PTYPe

Parameter(s)

Payload:

The program data syntax for the first parameter is defined as a <CHARACTER PROGRAM DATA> element.

Sets the expected payload signal type to be generated.

RFSTandard: the Reserved for International Standardization

EXPerimental the Experimental mapping.

ASYNchronous: the Asynchronous CBR mapping.

BISYnch: the Bit Synchronous CBR mapping.

ATM: the ATM mapping

GFP1: the GFP mapping.

VCONcate: the Virtual Concatenation

PCSCODEWORD: the PCS Codeword Transparent Ethernet

FC1200ODU2E: the FC-1200 into ODU2e

GFPEOPU2: the GFP mapping into extended OPU2

OC3STM1ODU0: OC-3/STM-1 into ODU0

OC12STM4ODU0: OC-12/STM-4 into ODU0

FC100ODU0: the FC-100 into ODU0

FC200ODU1: the s FC-200 into ODU1

FC400: the FC-400 into ODUflex

FC800: the FC-800 into ODUflex

BSTiming: the Bit Stream Timing.

BSNTiming: Bit Stream No Timing.

IBSDRMAPPING: IB SDR mapping into ODUflex

IBDRMAPPING: IB DDR mapping into ODUflex

IBQDRMAPPING: IB QDR mapping into ODUflex

ODUODTUKTSODTUJK: ODU Multiplex with ODTUjk

ODUODTUJK: ODU Multiplex with ODTUk.ts/ODTUjk

NAVailable: Not Available.

RPRopriet: Reserved Codes for Proprietary Usec

NULLtest: NULL Test Signal mapping

PRBStest: PRBS Test Signal mapping

:SOURce:DATA:TELecom:OTN:OPU[1..n]:E:PTYPe

Response Syntax	<Code>
Example(s)	SOUR:DATA:TEL:OTN:OPU1:E:PTYP EXP SOUR:DATA:TEL:OTN:OPU1:E:PTYP? Returns: EXPERIMENTAL
See Also	SENSe:DATA:TELecom:OTN:OPU[1..n]:PTYPe SENSe:DATA:TELecom:OTN:OPU[1..n]:PTYPe?

:SOURce:DATA:TELecom:OTN:OPU[1..n]:E:PTYPe:OVERwrite:ENABled

Description	This command enables/disables PT Overwrite for OTU1f/2f rate. At *RST condition, this value is set to OFF. Navigation Path: Setup > Test Configurator > OTU1e/2e > FTFL/PT > ODU1e/2e > PT - Overwrite
Syntax	:SOURce:DATA:TELecom:OTN:OPU[1..n]:E:PTYPe:OVERwrite:ENABled <wsp><Status>
Parameter(s)	**Status**: The program data syntax for the first parameter is defined as a <BOOLEAN PROGRAM DATA> element. Enables/disables: ON: Enables OFF: Disables
Response Syntax	<Code>
Example(s)	SOUR:DATA:TEL:OTN:OPU1:E:PTYP:OVER:ENAB ON SOUR:DATA:TEL:OTN:OPU1:E:PTYP:OVER:ENAB? Returns: 1
See Also	SOURce:DATA:TELecom:OTN:OPU[1..n]:E:PTYPe:OVERwrite:ENABled?

:SOURce:DATA:TELecom:OTN:OPU[1..n]:E:PTYPe:OVERwrite:ENABled?

Description

This query returns the status of the PT Overwrite for OTU1f/2f rate.

At *RST condition, this value is set to OFF.

Navigation Path: Setup > Test Configurator > OTU1e/2e > FTFL/PT > ODU1e/2e > PT - Overwrite

Syntax

:SOURce:DATA:TELecom:OTN:OPU[1..n]:E:PTYPe:OVERwrite:ENABled?

Response Syntax

<Status>

Response(s)

Status:

The response data syntax for the first parameter is defined as a <BOOLEAN RESPONSE DATA> element.

Returns the enable/disable status:

1: Enabled

0: Disabled

Example(s)

SOUR:DATA:TEL:OTN:OPU1:E:PTYP:OVER:ENAB ON

SOUR:DATA:TEL:OTN:OPU1:E:PTYP:OVER:ENAB?

Returns: 1

See Also

SOURce:DATA:TELecom:OTN:OPU[1..n]:E:PTYPe:OVERwrite:ENABled

:SOURce:DATA:TELecom:OTN:OPU[1..n]:E:PTYPe?

Description	This query returns the injected payload signal type to be generated for OTU1e/2e rate. At *RST condition, this value is set to PRBStest. Navigation Path: Setup > Test Configurator > OTU1e/2e > FTFL/PT > ODU1e/2e > PT - Payload Type
Syntax	:SOURce:DATA:TELecom:OTN:OPU[1..n]:E:PTYPe?
Response Syntax	<Payload>

:SOURce:DATA:TELecom:OTN:OPU[1..n]:E:PTYPe?

Response(s)

Payload:

The response data syntax for the first parameter is defined as a <CHARACTER RESPONSE DATA> element.

Returns the expected payload signal type to be generated.

RFSTandard, Reserved for International Standardization is selected.

EXPerimental, Experimental mapping is selected.

ASYNchronous, Asynchronous CBR mapping is selected.

BISYnch, Bit Synchronous CBR mapping as the payload type is selected.

ATM, ATM mapping is selected.

GFP1, GFP mapping is selected.

VCONcate, Virtual Concatenation is selected.

PCSCTE, PCS Codeword Transparent Ethernet is selected.

FC1200ODU2E,FC-1200 into ODU2e is selected.

GFPEOPU2, GFP mapping into extended OPU2 is selected.

OC3STM1ODU0, OC-3/STM-1 into ODU0 is selected.

OC12STM4ODU0, OC-12/STM-4 into ODU0 is selected.

FC100ODU0, FC-100 into ODU0 is selected.

FC200ODU1, FC-200 into ODU0 is selected.

FC400, FC-400 into ODUflex is selected.

FC800, FC-800 into ODUflex is selected.

BSTiming, Bit Stream with Octet Timing mapping is selected.

BSNTiming,Bit Stream Without Octet Timing mapping is selected.

IBDRMAPPING,IB DDR mapping into ODUflex is selected.

IBSDRMAPPING, IB SDR mapping into ODUflex is selected.

IBQDRMAPPINGIB QDR mapping into ODUflex is selected.

ODUODTUKTSODTUJK, ODU Multiplex with ODTUjk is selected.

ODUODTUJK, ODU Multiplex with ODTUk.ts/ODTUjk as the payload type is selected.

NAVailable, Not Available is selected.

RPROpriet, Reserved Codes for Proprietary is selected.

NULLtest, NULL Test Signal mapping is selected.

PRBStest, PRBS Test Signal mapping is selected.

:SOURce:DATA:TELecom:OTN:OPU[1..n]:E:PTYPe?

Example(s)

SOUR:DATA:TEL:OTN:OPU1:E:PTYP EXP
SOUR:DATA:TEL:OTN:OPU1:E:PTYP?
Returns: EXPERIMENTAL

See Also

SENSe:DATA:TELecom:OTN:OPU[1..n]:PTYPe
SENSe:DATA:TELecom:OTN:OPU[1..n]:PTYPe?

:SOURce:DATA:TELecom:OTN:OPU[1..n]:F:PCODe

Description

This command sets the corresponding injected payload type as hexadecimal code for OTU1f/2f rate.

At *RST condition, this value is set to #H00.

Navigation Path: Setup > Test Configurator > OTU1f/2f > FTFL/PT > ODU1f/2f > PT - Code

Syntax

:SOURce:DATA:TELecom:OTN:OPU[1..n]:F:PCODe <wsp><Code>

Parameter(s)

Code:

The program data syntax for the first parameter is defined as a <NONDECIMAL NUMERIC PROGRAM DATA> element.

Sets the corresponding injected payload type in hexadecimal code.

The values are 00 to FF.

Response Syntax

<Payload>

Example(s)

SOUR:DATA:TEL:OTN:OPU1:F:PCOD #H00

SOUR:DATA:TEL:OTN:OPU1:F:PCOD?

Returns: 00 (the decimal form of H00)

See Also

SENSe:DATA:TELecom:OTN:OPU[1..n]:PCODe

SENSe:DATA:TELecom:OTN:OPU[1..n]:PCODe?

:SOURce:DATA:TELecom:OTN:OPU[1..n]:F:PCODe?

Description

This query returns the corresponding injected payload type as hexadecimal code for OTU1f/2f rate.

At *RST condition, this value is set to #H03.

Navigation Path: Setup > Test Configurator > OTU1f/2f > FTFL/PT > ODU1f/2f > PT - Code

Syntax

:SOURce:DATA:TELecom:OTN:OPU[1..n]:F:PCODe?

Response Syntax

<Code>

Response(s)

Code:

The response data syntax for the first parameter is defined as a <NR1 NUMERIC RESPONSE DATA> element.

Returns the corresponding injected payload type as decimal code.

The values are 00 to 255.

Example(s)

SOUR:DATA:TEL:OTN:OPU1:F:PCOD #H00

SOUR:DATA:TEL:OTN:OPU1:F:PCOD?

Returns: 00 (the decimal form of H00)

See Also

SENSe:DATA:TELecom:OTN:OPU[1..n]:PCODe

SENSe:DATA:TELecom:OTN:OPU[1..n]:PCODe?

:SOURce:DATA:TELecom:OTN:OPU[1..n]:F:PTYPe

Description

This command sets the injected payload signal type to be generated for OTU1f/2f rate.

At *RST condition, this value is set to PRBStest.

Navigation Path: Setup > Test Configurator > OTU1f/2f > FTFL/PT > ODU1f/2f > PT - Payload Type

Syntax

:SOURce:DATA:TELecom:OTN:OPU[1..n]:F:PTYPe <wsp><Payload>

:SOURce:DATA:TELecom:OTN:OPU[1..n]:F:PTYPe

Parameter(s)

Payload:

The program data syntax for the first parameter is defined as a <CHARACTER PROGRAM DATA> element.

Sets the expected payload signal type to be generated.

RFSTandard: Reserved for international standardization

EXPerimental: Experimental mapping

ASYNchronous Asynchronous CBR mapping

BISYnch: Bit synchronous CBR mapping

ATM: ATM mapping

GFP1: GFP Mapping

VCONcate: Virtual Concatenated signal

PCSCODEWORD: PCS Codeword transparent Ethernet

FC1200ODU2E: FC-1200 into ODU2e

GFPEOPU2: GFP mapping into extended OPU2

OC3STM1ODU0: OC3/STM-1 into ODU0

OC12STM4ODU0: OC12/STM-4 into ODU0

FC100ODU0: FC-100 into ODU0

FC200ODU1: FC-200 into ODU1

FC400: FC-400 into ODUflex

FC800: FC-800 into ODUflex

BSTiming: Bit stream with octet timing mapping

BSNTiming: Bit stream without octet timing mapping

IBDRMAPPING: IB DDR mapping into ODUflex

IBSDRMAPPING: IB SDR mapping into ODUflex

IBQDRMAPPING: IB QDR mapping into ODUflex

ODUODTUJK: ODU multiplex with ODTUjk

ODUODTUKTSODTUJK: ODU multiplex with ODTUk.ts/ODTUjk

NAVailable: Not available

RPRopriet: Reserved codes for proprietary use

NULLtest: NULL test signal mapping

PRBStest: PRBS test signal mapping

:SOURce:DATA:TELecom:OTN:OPU[1..n]:F:PTYPe

Response Syntax	<Code>
Example(s)	SOUR:DATA:TEL:OTN:OPU1:F:PTYP EXP SOUR:DATA:TEL:OTN:OPU1:F:PTYP? Returns: EXPERIMENTAL
See Also	SENSe:DATA:TELecom:OTN:OPU[1..n]:PTYPe SENSe:DATA:TELecom:OTN:OPU[1..n]:PTYPe?

:SOURce:DATA:TELecom:OTN:OPU[1..n]:F:PTYPe:OVERwrite:ENABled

Description	This command enables/disables PT Overwrite for OTU1f/2f rate. At *RST condition, this value is set to OFF. Navigation Path: Setup > Test Configurator > OTU1f/2f > FTFL/PT > ODU1f/2f > PT - Overwrite
Syntax	:SOURce:DATA:TELecom:OTN:OPU[1..n]:F:PTYPe:OVERwrite:ENABled <wsp><Status>
Parameter(s)	**Status**: The program data syntax for the first parameter is defined as a <BOOLEAN PROGRAM DATA> element. Enables/disables: ON: Enables OFF: Disables
Response Syntax	<Code>
Example(s)	SOUR:DATA:TEL:OTN:OPU1:F:PTYP:OVER:ENAB ON SOUR:DATA:TEL:OTN:OPU1:F:PTYP:OVER:ENAB? Returns: 1
See Also	SOURce:DATA:TELecom:OTN:OPU[1..n]:F:PTYPe:OVERwrite:ENABled?

:SOURce:DATA:TELecom:OTN:OPU[1..n]:F:PTYPe:OVERwrite:ENABled?

Description

This query returns the status of the PT Overwrite for OTU1f/2f rate.

At *RST condition, this value is set to OFF.

Navigation Path: Setup > Test Configurator > OTU1f/2f > FTFL/PT > ODU1f/2f > PT - Overwrite

Syntax

:SOURce:DATA:TELecom:OTN:OPU[1..n]:F:PTYPe:OVERwrite:ENABled?

Response Syntax

<Status>

Response(s)

Status:

The response data syntax for the first parameter is defined as a <BOOLEAN RESPONSE DATA> element.

Returns the enable/disable status:

1: Enabled

0: Disabled

Example(s)

SOUR:DATA:TEL:OTN:OPU1:F:PTYP:OVER:ENAB ON

SOUR:DATA:TEL:OTN:OPU1:F:PTYP:OVER:ENAB?

Returns: 1

See Also

SOURce:DATA:TELecom:OTN:OPU[1..n]:F:PTYPe:OVERwrite:ENABled

:SOURce:DATA:TELecom:OTN:OPU[1..n]:F:PTYPe?

Description	This query returns the injected payload signal type to be generated for OTU1f/2f rate. At *RST condition, this value is set to PRBStest. Navigation Path: Setup > Test Configurator > OTU1f/2f > FTFL/PT > ODU1f/2f > PT - Payload Type
Syntax	:SOURce:DATA:TELecom:OTN:OPU[1..n]:F:PTYPe?
Response Syntax	<Payload>

:SOURce:DATA:TELecom:OTN:OPU[1..n]:F:PTYPe?

Response(s)

Payload:

The response data syntax for the first parameter is defined as a <CHARACTER RESPONSE DATA> element.

Returns the expected payload signal type to be generated.

RFSTANDARD, indicates Reserved for international standardization

EXPERIMENTAL, indicates Experimental mapping

ASYNCHRONOUS, indicates Asynchronous CBR mapping

BISYNCH, indicates Bit synchronous CBR mapping

ATM, indicates ATM mapping

GFP1, indicates GFP Mapping

VCONCATE, indicates Virtual Concatenated signal

PCSCODEWORD, indicates PCS Codeword transparent Ethernet

FC1200ODU2E, indicates FC-1200 into ODU2e

GFPEOPU2, indicates GFP mapping into extended OPU2

OC3STM1ODU0, indicates OC3/STM-1 into ODU0

OC12STM4ODU0, indicates OC12/STM-4 into ODU0

FC100ODU0, indicates FC-100 into ODU0

FC200ODU1, indicates FC-200 into ODU1

FC400, indicates FC-400 into ODUflex

FC800, indicates FC-800 into ODUflex

BSTIMING, indicates Bit stream with octet timing mapping

BSNTIMING, indicates Bit stream without octet timing mapping

IBDRMAPPING, indicates IB DDR mapping into ODUflex

IBSDRMAPPING, indicates IB SDR mapping into ODUflex

IBQDRMAPPING, indicates IB QDR mapping into ODUflex

ODUODTUJK, indicates ODU multiplex with ODTUjk

ODUODTUKTSODTUJK, indicates ODU multiplex with ODTUk.ts/ODTUjk

NAVAILABLE, indicates Not available

RPROPRIET, indicates Reserved codes for proprietary use

NULLTEST, indicates NULL test signal mapping

PRBSTEST, indicates PRBS test signal mapping

:SOURce:DATA:TELecom:OTN:OPU[1..n]:F:PTYPe?

Example(s)	SOUR:DATA:TEL:OTN:OPU1:F:PTYP EXP SOUR:DATA:TEL:OTN:OPU1:F:PTYP? Returns: EXPERIMENTAL
See Also	SENSe:DATA:TELecom:OTN:OPU[1..n]:PTYPe SENSe:DATA:TELecom:OTN:OPU[1..n]:PTYPe?

:SOURce:DATA:TELecom:OTN:OPU[1..n]:PCODe

Description

This command sets the corresponding injected payload type as hexadecimal code.

At *RST condition, this value is set to #H00.

Navigation Path: Setup > Test Configurator > OTU > FTFL/PT > PT- Payload Type

Syntax

:SOURce:DATA:TELecom:OTN:OPU[1..n]:PCODe <wsp><Code>

Parameter(s)

Code:

The program data syntax for the first parameter is defined as a <NONDECIMAL NUMERIC PROGRAM DATA> element.

Sets the corresponding injected payload type in hexadecimal code.

The values are 00 to FF.

Response Syntax

<Payload>

Example(s)

SOUR:DATA:TEL:OTN:OPU1:PCOD #H00

SOUR:DATA:TEL:OTN:OPU1:PCOD?

Returns: 00 (the decimal form of H00)

See Also

SENSe:DATA:TELecom:OTN:OPU[1..n]:PCODe

SENSe:DATA:TELecom:OTN:OPU[1..n]:PCODe?

:SOURce:DATA:TELecom:OTN:OPU[1..n]:PCODe?

Description	This query returns the corresponding injected payload type as hexadecimal code. At *RST condition, this value is set to #H03. Navigation Path: Setup > Test Configurator > OTU > FTFL/PT > PT- Payload Type
Syntax	:SOURce:DATA:TELecom:OTN:OPU[1..n]:PCODe?
Response Syntax	<Code>
Response(s)	**Code**: The response data syntax for the first parameter is defined as a <NR1 NUMERIC RESPONSE DATA> element. Returns the corresponding injected payload type as decimal code. The values are 00 to 255.
Example(s)	SOUR:DATA:TEL:OTN:OPU1:PCOD #H00 SOUR:DATA:TEL:OTN:OPU1:PCOD? Returns: 00 (the decimal form of #H00)
See Also	SENSe:DATA:TELecom:OTN:OPU[1..n]:PCODe SENSe:DATA:TELecom:OTN:OPU[1..n]:PCODe?

:SOURce:DATA:TELecom:OTN:OPU[1..n]:PTYPe

Description

This command sets the injected payload signal type to be generated.

At *RST condition, this value is set to PRBStest.

Navigation Path: Setup > Test Configurator > OTU > FTFL/PT > ODU > PT- Payload Type

Syntax

:SOURce:DATA:TELecom:OTN:OPU[1..n]:PTYPe <wsp><Payload Type>

:SOURce:DATA:TELecom:OTN:OPU[1..n]:PTYPe

Parameter(s)

Payload Type:

The program data syntax for the first parameter is defined as a <CHARACTER PROGRAM DATA> element.

Sets the injected payload signal type to be generated.

_1485_1001OPU1: (1.485/1.001) Gbit/s SDI mapping into OPU1

_1485OPU1: 1.485 Gbit/s SDI mapping in to OPU1

_200GBASER: 200GBASE-R mapping into OPUflex

_25GBASER: 25GBASE-R mapping into OPUflex

_2970_1001OPUFLEX: (2.970/1.001) Gbit/s SDI mapping into OPUflex

_2970OPUFLEX: 2.970 Gbit/s SDI mapping into OPUflex

_400GBASER: 400GBASE-R mapping into OPUflex

ASYNchronous: Asynchronous CBR mapping

ATM: ATM mapping

BISYnch: Bit synchronous CBR mapping

BSNTiming: Bit stream without octet timing mapping

BSTiming: Bit stream with octet timing mapping

DVBASIOPU0: DVB_ASI mapping into OPU0

EXPerimental: Experimental mapping

FC100ODU0: FC-100 into ODU0

FC1200ODU2E: FC-1200 into ODU2e

FC1600: FC-1600 mapping into OPUflex

FC200ODU1: FC-200 into ODU1

FC3200: FC-3200 mapping into OPUflex

FC400: FC-400 into ODUflex

FC800: FC-800 into ODUflex

FLEXEAWARE: FlexE aware (partial rate) mapping into OPUflex

FLEXECLIENT: FlexE Client mapping into OPUflex

GFP1: GFP Mapping

GFPEOPU2: GFP mapping into extended OPU2

IBDRMAPPING: IB DDR mapping into ODUflex

IBQDRMAPPING: IB QDR mapping into ODUflex

:SOURce:DATA:TELecom:OTN:OPU[1..n]:PTYPe

Parameter(s)

IBSDRMAPPING: IB SDR mapping into ODUflex
NAVailable: Not available
NULLtest: NULL test signal mapping
OC12STM4ODU0: OC12/STM-4 into ODU0
OC3STM1ODU0: OC3/STM-1 into ODU0
ODUODTUCNTS: ODU multiplex with ODTUCn.ts
ODUODTUJK: ODU multiplex with ODTUjk
ODUODTUKTSODTUJK: ODU multiplex with ODTUk.ts/ODTUjk
PCSCODEWORD: PCS Codeword transparent Ethernet
PRBStest: PRBS test signal mapping
RFSTandard: Reserved for international standardization
RPRopriet: Reserved codes for proprietary use
SBCONESCONOPU0: SBCON/ESCON mapping into OPU0
SDIMAPPING: SDI mapping into OPU0
VCONcate: Virtual Concatenated signal

Response Syntax

<Code>

Example(s)

SOUR:DATA:TEL:OTN:OPU1:PTYP EXP
SOUR:DATA:TEL:OTN:OPU1:PTYP?
Returns: EXPERIMENTAL

See Also

SENSe:DATA:TELecom:OTN:OPU[1..n]:PTYPe
SENSe:DATA:TELecom:OTN:OPU[1..n]:PTYPe?

:SOURce:DATA:TELecom:OTN:OPU[1..n]:PTYPe:OVERwrite:ENABled

Description	This command enables/disables the Payload Type Overwrite feature. At *RST condition, this value is set to OFF. Navigation Path: Setup > Test Configurator > OTU > FTFL/PT > ODU > PT - Overwrite
Syntax	:SOURce:DATA:TELecom:OTN:OPU[1..n]:PTYPe:OVERwrite:ENABled <wsp><Status>
Parameter(s)	**Status**: The program data syntax for the first parameter is defined as a <BOOLEAN PROGRAM DATA> element. Enables/disables: ON: Enables OFF: Disables
Response Syntax	<Code>
Example(s)	SOUR:DATA:TEL:OTN:OPU3:PTYP:OVER:ENAB ON SOUR:DATA:TEL:OTN:OPU3:PTYP:OVER:ENAB? Returns: 1
See Also	SOURce:DATA:TELecom:OTN:OTU[1..n]:FTFL:OVERwrite:ENABled

:SOURce:DATA:TELecom:OTN:OPU[1..n]:PTYPe:OVERwrite:ENABled?

Description	This query returns the status of Payload Type Overwrite feature. At *RST condition, this value is set to OFF. Navigation Path: Setup > Test Configurator > OTU > FTFL/PT > ODU > PT - Overwrite
Syntax	:SOURce:DATA:TELecom:OTN:OPU[1..n]:PTYPe:OVERwrite:ENABled?
Response Syntax	<Status>
Response(s)	**Status**: The response data syntax for the first parameter is defined as a <BOOLEAN RESPONSE DATA> element. Returns the enable/disable status: 1: Enabled 0: Disabled
Example(s)	SOUR:DATA:TEL:OTN:OPU3:PTYP:OVER:ENAB ON SOUR:DATA:TEL:OTN:OPU3:PTYP:OVER:ENAB? Returns: 1
See Also	SOURce:DATA:TELecom:OTN:OTU[1..n]:FTFL:OVERwrite:ENABled

:SOURce:DATA:TELecom:OTN:OPU[1..n]:PTYPe?

Description	This query returns the injected payload signal type to be generated. At *RST condition, this value is set to PRBStest. Navigation Path: Setup > Test Configurator > OTU > FTFL/PT > ODU > PT- Payload Type
Syntax	:SOURce:DATA:TELecom:OTN:OPU[1..n]:PTYPe?
Response Syntax	<Payload>

:SOURce:DATA:TELecom:OTN:OPU[1..n]:PTYPe?

Response(s)

Payload:

The response data syntax for the first parameter is defined as a <CHARACTER RESPONSE DATA> element.

Returns the expected payload signal type to be generated.

_1485_1001OPU1: (1.485/1.001) Gbit/s SDI mapping into OPU1

_1485OPU1: 1.485 Gbit/s SDI mapping in to OPU1

_200GBASER: 200GBASE-R mapping into OPUflex

_25GBASER: 25GBASE-R mapping into OPUflex

_2970_1001OPUFLEX: (2.970/1.001) Gbit/s SDI mapping into OPUflex

_2970OPUFLEX: 2.970 Gbit/s SDI mapping into OPUflex

_400GBASER: 400GBASE-R mapping into OPUflex

ASYNchronous: Asynchronous CBR mapping

ATM: ATM mapping

BISYnch: Bit synchronous CBR mapping

BSNTiming: Bit stream without octet timing mapping

BSTiming: Bit stream with octet timing mapping

DVBASIOPU0: DVB_ASI mapping into OPU0

EXPerimental: Experimental mapping

FC100ODU0: FC-100 into ODU0

FC1200ODU2E: FC-1200 into ODU2e

FC1600: FC-1600 mapping into OPUflex

FC200ODU1: FC-200 into ODU1

FC3200: FC-3200 mapping into OPUflex

FC400: FC-400 into ODUflex

FC800: FC-800 into ODUflex

FLEXEAWARE: FlexE aware (partial rate) mapping into OPUflex

FLEXECLIENT: FlexE Client mapping into OPUflex

GFP1: GFP Mapping

GFPEOPU2: GFP mapping into extended OPU2

IBDRMAPPING: IB DDR mapping into ODUflex

IBQDRMAPPING: IB QDR mapping into ODUflex

:SOURce:DATA:TELecom:OTN:OPU[1..n]:PTYPe?

Response(s)

IBSDRMAPPING: IB SDR mapping into ODUflex
NAVailable: Not available
NULLtest: NULL test signal mapping
OC12STM4ODU0: OC12/STM-4 into ODU0
OC3STM1ODU0: OC3/STM-1 into ODU0
ODUODTUCNTS: ODU multiplex with ODTUCn.ts
ODUODTUJK: ODU multiplex with ODTUjk
ODUODTUKTSODTUJK: ODU multiplex with ODTUk.ts/ODTUjk
PCSCODEWORD: PCS Codeword transparent Ethernet
PRBStest: PRBS test signal mapping
RFSTandard: Reserved for international standardization
RPRopriet: Reserved codes for proprietary use
SBCONESCONOPU0: SBCON/ESCON mapping into OPU0
SDIMAPPING: SDI mapping into OPU0
VCONcate: Virtual Concatenated signal

Example(s)

SOUR:DATA:TEL:OTN:OPU1:PTYP EXP
SOUR:DATA:TEL:OTN:OPU1:PTYP?
Returns: EXPERIMENTAL

See Also

SENSe:DATA:TELecom:OTN:OPU[1..n]:PTYPe
SENSe:DATA:TELecom:OTN:OPU[1..n]:PTYPe?

MAC/IP/UDP

:SENSe:DATA:TELecom:ETHernet:STReam:DESTination:IPVersion

Description

This command sets the Destination IPv6 address.

At *RST condition, this value is set to 0000:0000:0000:0000:0000:0000:0000:0000.

Navigation Path: Setup > Test Configurator > MAC/IP/UDP > IPv6 > IPv6 Destination Address

Navigation Path: Setup > Test Configurator > Streams/Services > MAC/IP/UDP > IPv6 > IPv6 Destination Address

Syntax

:SENSe:DATA:TELecom:ETHernet:STReam:DESTination:IPVersion <wsp><Number>, <Address>

Parameter(s)

Number:

The program data syntax for the first parameter is defined as a <DECIMAL NUMERIC PROGRAM DATA> element.

Depending on the test application, selects a number as follows:

- 1 to 16 Streams for Traffic Gen & Mon

- 1 to 10 Services for EtherSAM

Address:

The program data syntax for the second parameter is defined as a <STRING PROGRAM DATA> element.

Sets the Destination IPv6 address.

Response Syntax

<Llayer>

Example(s)

SENSe:DATA:TELecom:ETHernet:STReam:DESTination:IPV 1, FE80:0000:0000:0000:0200:00FF:FE00:0000

SENSe:DATA:TELecom:ETHernet:STReam:DESTination:IPV? 1

Returns: 0000:0000:0000:0000:0000:0000:0000:0000

See Also

SENSe:DATA:TELecom:ETHernet:STReam:FILTer:SOURce:IPV?

:SENSe:DATA:TELecom:ETHernet:STReam:DESTination:IPVersion?

Description

This query returns the Destination IPv6 address.

At *RST condition, this value is set to 0000:0000:0000:0000:0000:0000:0000:0000.

Navigation Path: Setup > Test Configurator > MAC/IP/UDP > IPv6 > IPv6 Destination Address

Navigation Path: Setup > Test Configurator > Streams/Services > MAC/IP/UDP > IPv6 > IPv6 Destination Address

Syntax

:SENSe:DATA:TELecom:ETHernet:STReam:DESTination:IPVersion? <wsp><Number>

Parameter(s)

Number:

The program data syntax for the first parameter is defined as a <DECIMAL NUMERIC PROGRAM DATA> element.

Depending on the test application, selects a number as follows:

- 1 to 16 Streams for Traffic Gen & Mon

- 1 to 10 Services for EtherSAM

Response Syntax

<Address>

Response(s)

Address:

The response data syntax for the first parameter is defined as a <STRING RESPONSE DATA> element.

Returns the Destination IPv6 address.

Example(s)

SENSe:DATA:TELecom:ETHernet:STReam:DESTination:IPV 1, FE80:0000:0000:0000:0200:00FF:FE00:0000

SENSe:DATA:TELecom:ETHernet:STReam:DESTination:IPV? 1

Returns: 0000:0000:0000:0000:0000:0000:0000:0000

See Also

SENSe:DATA:TELecom:ETHernet:STReam:FILTer:SOURce:IPV

:SENSe:DATA:TELecom:ETHernet:STReam:FLABel:IPVersion

Description

This command sets the IPv6 Flow Label.

At *RST condition, this value is set to 0.

Navigation Path: Setup > Test Configurator > MAC/IP/UDP > IPv6 > Flow Label

Navigation Path: Setup > Test Configurator > Streams/Services > MAC/IP/UDP > IPv6 > Flow Label

Syntax

:SENSe:DATA:TELecom:ETHernet:STReam:FLABel:IPVersion <wsp><Stream>, <Flow Label>

Parameter(s)

Stream:

The program data syntax for the first parameter is defined as a <DECIMAL NUMERIC PROGRAM DATA> element.

EtherSAM - Selects the service from 1 to 10.

Traffic Gen and Mon - Selects the stream from 1 to 16.

Flow Label:

The program data syntax for the second parameter is defined as a <DECIMAL NUMERIC PROGRAM DATA> element.

Sets the IPv6 Flow Label.

MAXimum: Biggest supported value

MINimum: Smallest supported value

DEFault: Default value

Response Syntax

<Address>

Example(s)

SENS:DATA:TEL:ETH:STR:FLAB:IPV 1, 20

SENS:DATA:TEL:ETH:STR:FLAB:IPV? 1

Returns: 20

See Also

SENSe:DATA:TELecom:ETHernet:STReam:FILTer:DESTination:IPV?

:SENSe:DATA:TELecom:ETHernet:STReam:FLABel:IPVersion?

Description

This query returns the IPv6 Flow Label.

At *RST condition, this value is set to 0

Navigation Path: Setup > Test Configurator > MAC/IP/UDP > IPv6 > Flow Label

Navigation Path: Setup > Test Configurator > Streams/Services > MAC/IP/UDP > IPv6 > Flow Label

Syntax

:SENSe:DATA:TELecom:ETHernet:STReam:FLABel:IPVersion? <wsp><Stream>,[<Flow Label>]

Parameter(s)

Stream:

The program data syntax for the first parameter is defined as a <DECIMAL NUMERIC PROGRAM DATA> element.

EtherSAM - Selects the service from 1 to 10.

Traffic Gen and Mon - Selects the stream from 1 to 16.

Flow Label:

The program data syntax for the second parameter is defined as a <CHARACTER PROGRAM DATA> element.

This parameter is optional.

If no token is specified, the current flow label is returned.

MAXimum: Biggest supported value

MINimum: Smallest supported value

DEFault: Default value

Response Syntax

<Flabel>

Response(s)

Flabel:

The response data syntax for the first parameter is defined as a <NR1 NUMERIC RESPONSE DATA> element.

Returns the IPv6 Flow Label.

Example(s)

SENS:DATA:TEL:ETH:STR:FLAB:IPV 1, 20

SENS:DATA:TEL:ETH:STR:FLAB:IPV? 1

Returns: 21

See Also

SENSe:DATA:TELecom:ETHernet:STReam:FILTer:DESTination:IPV

:SOURce:DATA:TELecom:ETHernet:ESAM:CONFig:SERVices:VLAN:ID

Description

This command sets the Virtual Local Area Network (VLAN) Identification for frame of the selected service, direction, and stack.

At *RST condition, this value is set to 2.

Navigation Path: Setup > Test Configurator > Services > MAC/IP/UDP > VLAN > VLAN ID

Syntax

:SOURce:DATA:TELecom:ETHernet:ESAM:CONFig:SERVices:VLAN:ID <wsp><Service>, <Direction>, <Stacked>, <Id>

Parameter(s)

Service:

The program data syntax for the first parameter is defined as a <DECIMAL NUMERIC PROGRAM DATA> element.

Selects the Service number 1 or 10.

Direction:

The program data syntax for the second parameter is defined as a <CHARACTER PROGRAM DATA> element.

Selects the Direction.

(For DTS used both LTOR and RTOL as direction, For Non DTS use LTOR as direction and for Dual port topology use P1TOP2 and P2TOP1)

LTORemote: Local to Remote

RTOLocal: Remote to Local

P1TOP2: P1 -TO-P2

P2TOP1: P2 -TO-P1

Stacked:

The program data syntax for the third parameter is defined as a <DECIMAL NUMERIC PROGRAM DATA> element.

Selects the VLAN stacked.

Id:

The program data syntax for the fourth parameter is defined as a <DECIMAL NUMERIC PROGRAM DATA> element.

Select the VLAN ID.

MAXimum: Biggest supported value

MINimum: Smallest supported value

DEFault: Default value

:SOURce:DATA:TELecom:ETHernet:ESAM:CONFig:SERVices:VLAN:ID

Response Syntax	<Flabel>
Example(s)	SOUR:DATA:TEL:ETH:ESAM:CONF:SERV:VLAN 1, LTOR,ON SOUR:DATA:TEL:ETH:ESAM:CONF:SERV:VLAN:STAC 1, LTOR,2 SOUR:DATA:TEL:ETH:ESAM:CONF:SERV:VLAN:ID 1, LTOR,1, 50
See Also	SOURce:DATA:TELecom:ETHernet:ESAM: CONFig:SERVices:VLAN:TYPE

:SOURce:DATA:TELecom:ETHernet:ESAM:CONFig:SERVices:VLAN:ID:ELIGiblebit

Description

This command enables/disables the user Virtual Local Area Network (VLAN) eligible bit for frame parameters for selected service, direction, and stack.

At *RST condition, this value is set to 0.

Navigation Path: Setup > Test Configurator > Services > MAC/IP/UDP > VLAN > Drop Eligible

Syntax

:SOURce:DATA:TELecom:ETHernet:ESAM:CONFig:SERVices:VLAN:ID:ELIGiblebit <wsp><Service>, <Direction>, <Stacked>, <Set>

Parameter(s)

Service:

The program data syntax for the first parameter is defined as a <DECIMAL NUMERIC PROGRAM DATA> element.

Selects the Service number 1 or 10.

Direction:

The program data syntax for the second parameter is defined as a <CHARACTER PROGRAM DATA> element.

Selects the Direction.

(For DTS used both LTOR and RTOL as direction, For Non DTS use LTOR as direction and for Dual port topology use P1TOP2 and P2TOP1)

LTORemote: Local to Remote

RTOLocal: Remote to Local

P1TOP2: P1 -TO-P2

P2TOP1: P2 -TO-P1

Stacked:

The program data syntax for the third parameter is defined as a <DECIMAL NUMERIC PROGRAM DATA> element.

Selects the VLAN stacked.

Set:

The program data syntax for the fourth parameter is defined as a <BOOLEAN PROGRAM DATA> element.

Enable or disable the eligible bit for the specific VLAN Id.

ON: Enabled

OFF: Disabled

:SOURce:DATA:TELecom:ETHernet:ESAM:CONFig:SERVices:VLAN:ID:ELIGiblebit

Response Syntax	<Flabel>
Example(s)	SOURce:DATA:TELecom:ETHernet:ESAM:CONFig:SERVices:VLAN 1, LTOR,ON SOURce:DATA:TELecom:ETHernet:ESAM:CONFig:SERVices:VLAN:STAC 1, LTOR,2 SOURce:DATA:TELecom:ETHernet:ESAM:CONFig:SERVices:VLAN:ID:ELIGiblebit 1, LTOR,2,ON
See Also	SOURce:DATA:TELecom:ETHernet:ESAM: CONFig:SERVices:VLAN:STAC

:SOURce:DATA:TELecom:ETHernet:ESAM:CONFig:SERVices:VLAN:ID:ELIGiblebit?

Description

This query returns the status of user VLAN eligible bit for frame parameters for selected service, direction, and stack.

At *RST condition, this value is set to OFF.

Navigation Path: Setup > Test Configurator > Services > MAC/IP/UDP > VLAN > Drop Eligible

Syntax

:SOURce:DATA:TELecom:ETHernet:ESAM:CONFig:SERVices:VLAN:ID:ELIGiblebit? <wsp><Service>, <Direction>, <Stacked>

Parameter(s)

Service:

The program data syntax for the first parameter is defined as a <DECIMAL NUMERIC PROGRAM DATA> element.

Selects the Service number 1 or 10.

Direction:

The program data syntax for the second parameter is defined as a <CHARACTER PROGRAM DATA> element.

Selects the Direction.

(For DTS used both LTOR and RTOL as direction, For Non DTS use LTOR as direction and for Dual port topology use P1TOP2 and P2TOP1)

LTORemote: Local to Remote

RTOLocal: Remote to Local

P1TOP2: P1 -TO-P2

P2TOP1: P2 -TO-P1

Stacked:

The program data syntax for the third parameter is defined as a <DECIMAL NUMERIC PROGRAM DATA> element.

Selects the VLAN stacked.

Response Syntax

<Status>

:SOURce:DATA:TELecom:ETHernet:ESAM:CONFig:SERVices:VLAN:ID:ELIGiblebit?

Response(s)

Status:

The response data syntax for the first parameter is defined as a <BOOLEAN RESPONSE DATA> element.

Returns the status of eligible bit.

1, eligible bit is enabled.

0, eligible bit is disabled.

Example(s)

SOURce:DATA:TELecom:ETHernet:ESAM:CONFig:SERVices:VLAN 1, LTOR,ON

SOURce:DATA:TELecom:ETHernet:ESAM:CONFig:SERVices:VLAN:STAC 1, LTOR,2

SOURce:DATA:TELecom:ETHernet:ESAM:CONFig:SERVices:VLAN:ID:ELIGiblebit 1, LTOR,2,ON

SOURce:DATA:TELecom:ETHernet:ESAM:CONFig:SERVices:VLAN:ID:ELIGiblebit? 1, LTOR,2

Returns: 1

See Also

SOURce:DATA:TELecom:ETHernet:ESAM: CONFig:SERVices:VLAN:STAC?

:SOURce:DATA:TELecom:ETHernet:ESAM:CONFig:SERVices:VLAN:ID?

Description

This query returns the available VLAN ID for frame of the selected service, direction, and stack.

At *RST condition, this value is set to 2.

Navigation Path: Setup > Test Configurator > Services > MAC/IP/UDP > VLAN > VLAN ID

Syntax

:SOURce:DATA:TELecom:ETHernet:ESAM:CONFig:SERVices:VLAN:ID? <wsp><Service>, <Direction>, <Stacked>,[<Id>]

Parameter(s)

Service:

The program data syntax for the first parameter is defined as a <DECIMAL NUMERIC PROGRAM DATA> element.

Selects the Service number 1 or 10.

Direction:

The program data syntax for the second parameter is defined as a <CHARACTER PROGRAM DATA> element.

Selects the Direction.

(For DTS used both LTOR and RTOL as direction, For Non DTS use LTOR as direction and for Dual port topology use P1TOP2 and P2TOP1)

LTORemote: Local to Remote

RTOLocal: Remote to Local

P1TOP2: P1 -TO-P2

P2TOP1: P2 -TO-P1

Stacked:

The program data syntax for the third parameter is defined as a <DECIMAL NUMERIC PROGRAM DATA> element.

Selects the VLAN stacked.

Id:

The program data syntax for the fourth parameter is defined as a <CHARACTER PROGRAM DATA> element.

Select the VLAN ID.

This parameter is optional. If no token is specified, the current VLAN ID value is returned.

MAXimum: Biggest supported value

MINimum: Smallest supported value

DEFault: Default value

:SOURce:DATA:TELecom:ETHernet:ESAM:CONFig:SERVices:VLAN:ID?

Response Syntax	<Id>
Response(s)	**Id**: The response data syntax for the first parameter is defined as a <NR1 NUMERIC RESPONSE DATA> element. Returns the value of VLAN identification.
Example(s)	SOURce:DATA:TEL:ETH:ESAM:CONF:SERV:VLAN 1, LTOR,ON SOUR:DATA:TEL:ETH:ESAM:CONF:SERV:VLAN:STAC 1, LTOR,2 SOUR:DATA:TEL:ETH:ESAM:CONF:SERV:VLAN:ID 1, LTOR,1, 50 SOUR:DATA:TEL:ETH:ESAM:CONF:SERV:VLAN:ID? 1, LTOR,1 Returns: 50
See Also	SOURce:DATA:TELecom:ETHernet:ESAM:CONFig:SERVices:VLAN:TYPE?

:SOURce:DATA:TELecom:ETHernet:ESAM:CONFig:SERVices:VLAN:PRIority

Description

This command sets the priority of the Virtual Local Area Network (VLAN) identification for frame parameters for selected service, direction, and stack.

At *RST condition, this value is set to 0.

Navigation Path: Setup > Test Configurator > Services > MAC/IP/UDP > VLAN > Priority

Syntax

:SOURce:DATA:TELecom:ETHernet:ESAM:CONFig:SERVices:VLAN:PRIority <wsp><Service>, <Direction>, <Stacked>, <Priority>

Parameter(s)

Service:

The program data syntax for the first parameter is defined as a <DECIMAL NUMERIC PROGRAM DATA> element.

Selects the Service number 1 or 10.

Direction:

The program data syntax for the second parameter is defined as a <CHARACTER PROGRAM DATA> element.

Selects the Direction.

(For DTS used both LTOR and RTOL as direction, For Non DTS use LTOR as direction and for Dual port topology use P1TOP2 and P2TOP1)

LTORemote: Local to Remote

RTOLocal: Remote to Local

P1TOP2: P1 -TO-P2

P2TOP1: P2 -TO-P1

Stacked:

The program data syntax for the third parameter is defined as a <DECIMAL NUMERIC PROGRAM DATA> element.

Selects the VLAN stacked.

Priority:

The program data syntax for the fourth parameter is defined as a <DECIMAL NUMERIC PROGRAM DATA> element.

Set the priority of the stream.

MAXimum: Biggest supported value

MINimum: Smallest supported value

DEFault: Deault value

:SOURce:DATA:TELecom:ETHernet:ESAM:CONFig:SERVices:VLAN:PRIority

Response Syntax	<Id>
Example(s)	SOURce:DATA:TELecom:ETHernet:ESAM:CONFig:SERVices:VLAN 1, LTOR,ON SOURce:DATA:TELecom:ETHernet:ESAM:CONFig:SERVices:VLAN:STAC 1, LTOR,2 SOURce:DATA:TELecom:ETHernet:ESAM:CONFig:SERVices:VLAN:PRIority 1, LTOR,2,5
See Also	SOURce:DATA:TELecom:ETHernet:ESAM:CONFig:BURSt:PARameters:BIRFrame

:SOURce:DATA:TELecom:ETHernet:ESAM:CONFig:SERVices:VLAN:PRIority?

Description	This query returns the priority of the Virtual Local Area Network (VLAN) identification for frame parameters for selected service, direction, and stack. At *RST condition, this value is set to 0. Navigation Path: Setup > Test Configurator > Services > MAC/IP/UDP > VLAN > Priority
Syntax	:SOURce:DATA:TELecom:ETHernet:ESAM:CONFig:SERVices:VLAN:PRIority? <wsp><Service>, <Direction>, <Stacked>,[<Priority>]

:SOURce:DATA:TELecom:ETHernet:ESAM:CONFig:SERVices:VLAN:PRIority?

Parameter(s)

Service:

The program data syntax for the first parameter is defined as a <DECIMAL NUMERIC PROGRAM DATA> element.

Selects the Service number 1 or 10.

Direction:

The program data syntax for the second parameter is defined as a <CHARACTER PROGRAM DATA> element.

Selects the Direction.

(For DTS used both LTOR and RTOL as direction, For Non DTS use LTOR as direction and for Dual port topology use P1TOP2 and P2TOP1)

LTORemote: Local to Remote

RTOLocal: Remote to Local

P1TOP2: P1 -TO-P2

P2TOP1: P2 -TO-P1

Stacked:

The program data syntax for the third parameter is defined as a <DECIMAL NUMERIC PROGRAM DATA> element.

Selects the VLAN stacked.

Priority:

The program data syntax for the fourth parameter is defined as a <CHARACTER PROGRAM DATA> element.

Set the priority of the stream.

MAXimum is used to retrieve the instrument's greatest supported Virtual Local Area Network (VLAN) priority Value.

MINimum is used to retrieve the instrument's smallest supported Virtual Local Area Network (VLAN) priority Value.

This parameter is optional. If no token is specified, the current priority of the Virtual Local Area Network (VLAN) value is returned.

DEFault is used to retrieve the instrument's default supported Virtual Local Area Network (VLAN) priority Value.

Response Syntax

<Priority>

:SOURce:DATA:TELecom:ETHernet:ESAM:CONFig:SERVices:VLAN:PRIority?

Response(s)

Priority:

The response data syntax for the first parameter is defined as a <NR1 NUMERIC RESPONSE DATA> element.

Returns value of VLAN priority.

Example(s)

SOURce:DATA:TELecom:ETHernet:ESAM:CONFig:SERVices:VLAN 1, LTOR,ON

SOURce:DATA:TELecom:ETHernet:ESAM:CONFig:SERVices:VLAN:STAC 1, LTOR,2

SOURce:DATA:TELecom:ETHernet:ESAM:CONFig:SERVices:VLAN:PRIority 1, LTOR,2,5

SOURce:DATA:TELecom:ETHernet:ESAM:CONFig:SERVices:VLAN:PRIority? 1, LTOR,2

Returns: 5

See Also

SOURce:DATA:TELecom:ETHernet:ESAM: CONFig:BURSt:PARameters:BIRFrame?

:SOURce:DATA:TELecom:ETHernet:ESAM:CONFig:SERVices:VLAN:TYPE

Description

This command sets the type of Virtual Local Area Network (VLAN) identification for frame parameters specific VLAN service, direction, and stack.

At *RST condition, this value is set to V8100.

Navigation Path: Setup > Test Configurator > Services > MAC/IP/UDP > VLAN > Type

Syntax

:SOURce:DATA:TELecom:ETHernet:ESAM:CONFig:SERVices:VLAN:TYPE <wsp><Service>, <Direction>, <Stacked>, <Idtype>

Parameter(s)

Service:

The program data syntax for the first parameter is defined as a <DECIMAL NUMERIC PROGRAM DATA> element.

Selects the Service number 1 or 10.

Direction:

The program data syntax for the second parameter is defined as a <CHARACTER PROGRAM DATA> element.

Selects the Direction.

(For DTS used both LTOR and RTOL as direction, For Non DTS use LTOR as direction and for Dual port topology use P1TOP2 and P2TOP1)

LTORemote: Local to Remote

RTOLocal: Remote to Local

P1TOP2: P1 -TO-P2

P2TOP1: P2 -TO-P1

Stacked:

The program data syntax for the third parameter is defined as a <DECIMAL NUMERIC PROGRAM DATA> element.

Selects the VLAN stacked.

Idtype:

The program data syntax for the fourth parameter is defined as a <CHARACTER PROGRAM DATA> element.

Selects VLAN type.

V8100: VLAN type 8100.

V88A8: VLAN type 88A8.

V9100: VLAN type 9100.

V9200: VLAN type 9200.

V9300: VLAN type 9300.

:SOURce:DATA:TELecom:ETHernet:ESAM:CONFig:SERVices:VLAN:TYPE

Response Syntax	<Priority>
Example(s)	SOURce:DATA:TELecom:ETHernet:ESAM:CONFig:SERVices:VLAN 1, LTOR,ON SOURce:DATA:TELecom:ETHernet:ESAM:CONFig:SERVices:VLAN:STAC 1, LTOR,2 SOURce:DATA:TELecom:ETHernet:ESAM:CONFig:SERVices:VLAN:TYPE 1, LTOR,1, V88A8 SOURce:DATA:TELecom:ETHernet:ESAM:CONFig:SERVices:VLAN:TYPE? 1, LTOR,1 Returns: V88A8
See Also	SOURce:DATA:TELecom:ETHernet:ESAM:CONFig:SERVices:VLAN:STAC

:SOURce:DATA:TELecom:ETHernet:ESAM:CONFig:SERVices:VLAN:TYPE?

Description

This command sets the type of Virtual Local Area Network (VLAN) identification for frame parameters specific VLAN service, direction, and stack.

At *RST condition, this value is set to V8100.

Navigation Path: Setup > Test Configurator > Services > MAC/IP/UDP > VLAN > Type

Syntax

:SOURce:DATA:TELecom:ETHernet:ESAM:CONFig:SERVices:VLAN:TYPE? <wsp><Service>, <Direction>, <Stacked>

Parameter(s)

Service:

The program data syntax for the first parameter is defined as a <DECIMAL NUMERIC PROGRAM DATA> element.

Selects the Service number 1 or 10.

Direction:

The program data syntax for the second parameter is defined as a <CHARACTER PROGRAM DATA> element.

Selects the Direction.

(For DTS used both LTOR and RTOL as direction, For Non DTS use LTOR as direction and for Dual port topology use P1TOP2 and P2TOP1)

LTORemote: Local to Remote

RTOLocal: Remote to Local

P1TOP2: P1 -TO-P2

P2TOP1: P2 -TO-P1

Stacked:

The program data syntax for the third parameter is defined as a <DECIMAL NUMERIC PROGRAM DATA> element.

Selects the VLAN stacked.

Response Syntax

<Idtype>

:SOURce:DATA:TELecom:ETHernet:ESAM:CONFig:SERVices:VLAN:TYPE?

Response(s)

Idtype:

The response data syntax for the first parameter is defined as a <CHARACTER RESPONSE DATA> element.

Returns the Virtual Local Area Network (VLAN) type.

V8100, VLAN type 8100 is selected.

V88A8, VLAN type 88A8 is selected.

V9100, VLAN type 9100 is selected.

V9200, VLAN type 9200 is selected.

V9300, VLAN type 9300 is selected.

Example(s)

SOURce:DATA:TELecom:ETHernet:ESAM:CONFig:SERVices:VLAN 1, LTOR,ON

SOURce:DATA:TELecom:ETHernet:ESAM:CONFig:SERVices:VLAN:STAC 1, LTOR,2

SOURce:DATA:TELecom:ETHernet:ESAM:CONFig:SERVices:VLAN:TYPE 1, LTOR,1, V88A8

SOURce:DATA:TELecom:ETHernet:ESAM:CONFig:SERVices:VLAN:TYPE? 1, LTOR,1

Returns: V88A8

See Also

SOURce:DATA:TELecom:ETHernet:ESAM:CONFig:SERVices:VLAN:STAC?

:SOURce:DATA:TELecom:ETHernet:STReam:ADDRess:DESTination

Description

This command sets the Media Access Control (MAC) destination address of the selected stream for 'Traffic Gen & Mon' or the selected client for 'FlexE BERT'.

At *RST condition, this value is device-dependent.

Navigation Path: Setup > Test Configurator > MAC/IP/UDP > MAC > Destination MAC Address

Navigation Path: Setup > Test Configurator > Streams/Services > MAC/IP/UDP > MAC > Destination MAC Address

Navigation Path: FlexE BERT > Setup > Test Configurator > Clients > MAC > Destination MAC Address

Syntax

:SOURce:DATA:TELecom:ETHernet:STReam:ADDRess:DESTination <wsp><Number>, <Address>

Parameter(s)

Number:

The program data syntax for the first parameter is defined as a <DECIMAL NUMERIC PROGRAM DATA> element.

Depending on the test application, selects a number as follows:

- 1 to 16 Streams for Traffic Gen & Mon

- 1 to 10 Services for EtherSAM

- 1 to n Client ID for FlexE BERT

Address:

The program data syntax for the second parameter is defined as a <STRING PROGRAM DATA> element.

Sets the destination MAC address.

Response Syntax

<Idtype>

Example(s)

SOUR:DATA:TEL:ETH:STR:ADDR:DEST 1, FE:FE:FE:00:00:00

SOUR:DATA:TEL:ETH:STR:ADDR:DEST? 1

Returns: FE:FE:FE:00:00:00

See Also

SOURce:DATA:TELecom:ETHernet:STReam:ADDRess:DESTination?

SOURce:DATA:TELecom:ETHernet:STReam:ADDRess:SOURce

:SOURce:DATA:TELecom:ETHernet:STReam:ADDRess:DESTination:FLOoding

Description

This command enables the Destination MAC Flooding.

At *RST condition, this value is set to OFF.

Navigation Path: Setup > Test Configurator > Streams > MAC/IP/UDP > MAC > Destination Flooding

Syntax

:SOURce:DATA:TELecom:ETHernet:STReam:ADDRess:DESTination:FLOoding <wsp><Stream>, <Set>

Parameter(s)

Stream:

The program data syntax for the first parameter is defined as a <DECIMAL NUMERIC PROGRAM DATA> element.

Selects the stream from 1 to 16.

Set:

The program data syntax for the second parameter is defined as a <BOOLEAN PROGRAM DATA> element.

enables/disables the Destination MAC Flooding.

ON, enables the Destination MAC Flooding.

OFF, disables the Destination MAC Flooding.

Response Syntax

<Idtype>

Example(s)

SOUR:DATA:TEL:ETH:STR:ADDR:DEST:FLO 1,ON

See Also

SOURce:DATA:TELecom:ETHernet:STReam:ADDRess:SOURce?

:SOURce:DATA:TELecom:ETHernet:STReam:ADDRess:DESTination:FLOoding?

Description

This query returns status of Destination MAC Flooding.

At *RST condition, this value is set to OFF.

Navigation Path: Setup > Test Configurator > Streams > MAC/IP/UDP > MAC > Destination Flooding

Syntax

:SOURce:DATA:TELecom:ETHernet:STReam:ADDRess:DESTination:FLOoding? <wsp><Stream>

Parameter(s)

Stream:

The program data syntax for the first parameter is defined as a <DECIMAL NUMERIC PROGRAM DATA> element.

Selects the stream from 1 to 16.

Response Syntax

<Set>

Response(s)

Set:

The response data syntax for the first parameter is defined as a <BOOLEAN RESPONSE DATA> element.

Returns the status of Destination MAC Flooding.

1, Destination MAC Flooding is enabled.

0, Destination MAC Flooding is disabled.

Example(s)

SOUR:DATA:TEL:ETH:STR:ADDR:DEST:FLO 1,ON

SOUR:DATA:TEL:ETH:STR:ADDR:DEST:FLO? 1

Returns: 1

See Also

SOURce:DATA:TELecom:ETHernet:STReam:ADDRess:SOURce

:SOURce:DATA:TELecom:ETHernet:STReam:ADDRess:DESTination:IP

Description

This command sets the IPv4 destination address.

At *RST condition, this value is set to 0.0.0.0.

Navigation Path: Setup > Test Configurator > MAC/IP/UDP > IP > Destination IP Address

Navigation Path: Setup > Test Configurator > Streams/Services > MAC/IP/UDP > IP > Destination IP Address

Syntax

:SOURce:DATA:TELecom:ETHernet:STReam:ADDRess:DESTination:IP <wsp><Number>, <Address>

Parameter(s)

Number:

The program data syntax for the first parameter is defined as a <DECIMAL NUMERIC PROGRAM DATA> element.

Depending on the test application, selects a number as follows:

- 1 to 16 Streams for Traffic Gen & Mon

- 1 to 10 Services for EtherSAM

Address:

The program data syntax for the second parameter is defined as a <STRING PROGRAM DATA> element.

Set the destination IP address.

Response Syntax

<Set>

Example(s)

SOUR:DATA:TEL:ETH:STR:ADDR:DEST:IP 1, 1.1.1.1

SOUR:DATA:TEL:ETH:STR:ADDR:DEST:IP? 1

Returns: 1.1.1.1

See Also

SOURce:DATA:TELecom:ETHernet:STReam:ADDRess:DESTination

SOURce:DATA:TELecom:ETHernet:STReam:ADDRess:DESTination:IP?

:SOURce:DATA:TELecom:ETHernet:STReam:ADDRess:DESTination:IP?

Description

This query returns the IPv4 destination address.

At *RST condition, this value is set to 0.0.0.0.

Navigation Path: Setup > Test Configurator > MAC/IP/UDP > IP > Destination IP Address

Navigation Path: Setup > Test Configurator > Streams/Services > MAC/IP/UDP > IP > Destination IP Address

Syntax

:SOURce:DATA:TELecom:ETHernet:STReam:ADDRess:DESTination:IP? <wsp><Number>

Parameter(s)

Number:

The program data syntax for the first parameter is defined as a <DECIMAL NUMERIC PROGRAM DATA> element.

Depending on the test application, selects a number as follows:

- 1 to 16 Streams for Traffic Gen & Mon

- 1 to 10 Services for EtherSAM

Response Syntax

<Address>

Response(s)

Address:

The response data syntax for the first parameter is defined as a <STRING RESPONSE DATA> element.

Returns the IP destination address in the form of a string.

Example(s)

SOUR:DATA:TEL:ETH:STR:ADDR:DEST:IP 1, 1.1.1.1

SOUR:DATA:TEL:ETH:STR:ADDR:DEST:IP? 1

Returns: 1.1.1.1

See Also

SOURce:DATA:TELecom:ETHernet:STReam:ADDRess:DESTination

SOURce:DATA:TELecom:ETHernet:STReam:ADDRess:DESTination:IP

:SOURce:DATA:TELecom:ETHernet:STReam:ADDRess:DESTination?

Description

This query returns the Media Access Control (MAC) destination address of the selected stream for 'Traffic Gen & Mon' or the selected client for 'FlexE BERT'.

At *RST condition, this value is device-dependent.

Navigation Path: Setup > Test Configurator > MAC/IP/UDP > MAC > Destination MAC Address

Navigation Path: Setup > Test Configurator > Streams/Services > MAC/IP/UDP > MAC > Destination MAC Address

Navigation Path: FlexE BERT > Setup > Test Configurator > Clients > MAC > Destination MAC Address

Syntax

:SOURce:DATA:TELecom:ETHernet:STReam:ADDRess:DESTination? <wsp><Number>

Parameter(s)

Number:

The program data syntax for the first parameter is defined as a <DECIMAL NUMERIC PROGRAM DATA> element.

Depending on the test application, selects a number as follows:

- 1 to 16 Streams for Traffic Gen & Mon
- 1 to 10 Services for EtherSAM
- 1 to n Client ID for FlexE BERT

Response Syntax

<Address>

Response(s)

Address:

The response data syntax for the first parameter is defined as a <STRING RESPONSE DATA> element.

Returns the MAC destination address in the form of a string.

Example(s)

SOUR:DATA:TEL:ETH:STR:ADDR:DEST 1, FE:FE:FE:00:00:00

SOUR:DATA:TEL:ETH:STR:ADDR:DEST? 1

Returns: FE:FE:FE:00:00:00

See Also

SOURce:DATA:TELecom:ETHernet:STReam:ADDRess:DESTination

SOURce:DATA:TELecom:ETHernet:STReam:ADDRess:SOURce?

:SOURce:DATA:TELecom:ETHernet:STReam:ADDRess:FLOoding:RANGe

Description

This command sets the Source/Destination MAC Flooding range.

At *RST condition, this value is set to 4096.

Navigation Path: Setup > Test Configurator > Streams > MAC/IP/UDP > MAC > Flooding Range

Syntax

:SOURce:DATA:TELecom:ETHernet:STReam:ADDRess:FLOoding:RANGe <wsp><Stream>, <Range>

Parameter(s)

Stream:

The program data syntax for the first parameter is defined as a <DECIMAL NUMERIC PROGRAM DATA> element.

Selects the stream from 1 to 16.

Range:

The program data syntax for the second parameter is defined as a <DECIMAL NUMERIC PROGRAM DATA> element.

Sets the Source/Destination MAC Flooding range.

Range is from 2 to 4096.

Response Syntax

<Address>

Example(s)

SOUR:DATA:TEL:ETH:STR:ADDR:FLO:RANG 1,64

See Also

SOURce:DATA:TELecom:ETHernet:STReam:ADDRess:DESTination?

:SOURce:DATA:TELecom:ETHernet:STReam:ADDRess:FLOoding:RANGe?

Description

This query returns the Source/Destination MAC Flooding range.

At *RST condition, this value is set to 4096.

Navigation Path: Setup > Test Configurator > Streams > MAC/IP/UDP > MAC > Flooding Range

Syntax

:SOURce:DATA:TELecom:ETHernet:STReam:ADDRess:FLOoding:RANGe? <wsp><Stream>

Parameter(s)

Stream:

The program data syntax for the first parameter is defined as a <DECIMAL NUMERIC PROGRAM DATA> element.

Selects the stream from 1 to 16.

Response Syntax

<Set>

Response(s)

Set:

The response data syntax for the first parameter is defined as a <NR1 NUMERIC RESPONSE DATA> element.

Returns the Source/Destination MAC Flooding range.

Example(s)

SOUR:DATA:TEL:ETH:STR:ADDR:FLO:RANG 1,64

SOUR:DATA:TEL:ETH:STR:ADDR:FLO:RANG? 1

Returns: 64

See Also

SOURce:DATA:TELecom:ETHernet:STReam:ADDRess:DESTination

:SOURce:DATA:TELecom:ETHernet:STReam:ADDRess:SOURce

Description

This command sets the Media Access Control (MAC) source address.

At *RST condition, this value is device-dependent.

Navigation Path: Setup > Test Configurator > MAC/IP/UDP > MAC > Source MAC Address

Navigation Path: Setup > Test Configurator > Streams/Services > MAC/IP/UDP > MAC > Source MAC Address

Navigation Path: Setup > Test Configurator > Clients > MAC > Source MAC Address

Syntax

:SOURce:DATA:TELecom:ETHernet:STReam:ADDRess:SOURce <wsp><Number>, <Address>

Parameter(s)

Number:

The program data syntax for the first parameter is defined as a <DECIMAL NUMERIC PROGRAM DATA> element.

Depending on the test application, selects a number as follows:

- 1 to 16 Streams for Traffic Gen & Mon
- 1 to 10 Services for EtherSAM
- 1 to n Client ID for FlexE BERT
- 1 for other test applications

Address:

The program data syntax for the second parameter is defined as a <STRING PROGRAM DATA> element.

Sets the source MAC address.

Response Syntax

<Set>

Example(s)

SOUR:DATA:TEL:ETH:STR:ADDR:SOUR 1, FE:FE:FE:00:00:00

SOUR:DATA:TEL:ETH:STR:ADDR:SOUR? 1

Returns: FE:FE:FE:00:00:00

See Also

SOURce:DATA:TELecom:ETHernet:STReam:ADDRess:SOURce?

SOURce:DATA:TELecom:ETHernet:STReam:ADDRess:DESTination

:SOURce:DATA:TELecom:ETHernet:STReam:ADDRess:SOURce :FLOoding

Description

This command enables the Source MAC Flooding.

At *RST condition, this value is set to OFF.

Navigation Path: Setup > Test Configurator > Streams > MAC/IP/UDP > MAC > Source Flooding

Syntax

:SOURce:DATA:TELecom:ETHernet:STReam:ADDRess:SOURce:FLOoding <wsp><Stream>, <Set>

Parameter(s)

Stream:

The program data syntax for the first parameter is defined as a <DECIMAL NUMERIC PROGRAM DATA> element.

Selects the stream from 1 to 16.

Set:

The program data syntax for the second parameter is defined as a <BOOLEAN PROGRAM DATA> element.

enables/disables the Source MAC Flooding.

ON, enables the Source MAC Flooding

OFF, disables the Source MAC Flooding

Response Syntax

<Set>

Example(s)

SOUR:DATA:TEL:ETH:STR:ADDR:SOUR:FLO 1,ON

See Also

SOURce:DATA:TELecom:ETHernet:STReam:ADDRess:SOURce:IP?

:SOURce:DATA:TELecom:ETHernet:STReam:ADDRess:SOURce:FLOoding?

Description

This query returns Source MAC Flooding.

At *RST condition, this value is set to OFF.

Navigation Path: Setup > Test Configurator > Streams > MAC/IP/UDP > MAC > Source Flooding

Syntax

:SOURce:DATA:TELecom:ETHernet:STReam:ADDRess:SOURce:FLOoding? <wsp><Stream>

Parameter(s)

Stream:

The program data syntax for the first parameter is defined as a <DECIMAL NUMERIC PROGRAM DATA> element.

Selects the stream from 1 to 16.

Response Syntax

<Set>

Response(s)

Set:

The response data syntax for the first parameter is defined as a <BOOLEAN RESPONSE DATA> element.

Returns the status of Source MAC Flooding.

1, Source MAC Flooding is enabled.

0, Source MAC Flooding is disabled.

Example(s)

SOUR:DATA:TEL:ETH:STR:ADDR:SOUR:FLO 1,ON

SOUR:DATA:TEL:ETH:STR:ADDR:SOUR:FLO? 1

Returns: 1

See Also

SOURce:DATA:TELecom:ETHernet:STReam:ADDRess:SOURce:IP

:SOURce:DATA:TELecom:ETHernet:STReam:ADDRess:SOURce:IP

Description

This command sets the IPv4 source address.

At *RST condition, this value is set to device-dependent.

Navigation Path: Setup > Test Configurator > MAC/IP/UDP > IP > Source IP Address

Navigation Path: Setup > Test Configurator > Streams/Services > MAC/IP/UDP > IP > Source IP Address

Syntax

:SOURce:DATA:TELecom:ETHernet:STReam:ADDRess:SOURce:IP <wsp><Number>, <Address>

Parameter(s)

Number:

The program data syntax for the first parameter is defined as a <DECIMAL NUMERIC PROGRAM DATA> element.

Depending on the test application, selects a number as follows:

- 1 to 16 Streams for Traffic Gen & Mon

- 1 to 10 Services for EtherSAM

Address:

The program data syntax for the second parameter is defined as a <STRING PROGRAM DATA> element.

Sets the source IP address.

Response Syntax

<Set>

Example(s)

SOUR:DATA:TEL:ETH:STR:ADDR:SOUR:IP 1, 1.1.1.1

SOUR:DATA:TEL:ETH:STR:ADDR:SOUR:IP? 1

Returns: 1.1.1.1

See Also

SOURce:DATA:TELecom:ETHernet:STReam:ADDRess:SOURce:IP?

:SOURce:DATA:TELecom:ETHernet:STReam:ADDRess:SOURce:IP?

Description

This query returns the source IPv4 address.

At *RST condition, this value is set to device-dependent.

Navigation Path: Setup > Test Configurator > MAC/IP/UDP > IP > Source IP Address

Navigation Path: Setup > Test Configurator > Streams/Services > MAC/IP/UDP > IP > Source IP Address

Syntax

:SOURce:DATA:TELecom:ETHernet:STReam:ADDRess:SOURce:IP? <wsp><Number>

Parameter(s)

Number:

The program data syntax for the first parameter is defined as a <DECIMAL NUMERIC PROGRAM DATA> element.

Depending on the test application, selects a number as follows:

- 1 to 16 Streams for Traffic Gen & Mon

- 1 to 10 Services for EtherSAM

Response Syntax

<Address>

Response(s)

Address:

The response data syntax for the first parameter is defined as a <STRING RESPONSE DATA> element.

Returns the source IP address in the form of a string.

Example(s)

SOUR:DATA:TEL:ETH:STR:ADDR:SOUR:IP 1, 1.1.1.1

SOUR:DATA:TEL:ETH:STR:ADDR:SOUR:IP? 1

Returns: 1.1.1.1

See Also

SOURce:DATA:TELecom:ETHernet:STReam:ADDRess:SOURce:IP

:SOURce:DATA:TELecom:ETHernet:STReam:ADDRess:SOURce?

Description

This query returns the Media Access Control (MAC) source address.

At *RST condition, this value is device-dependent.

Navigation Path: Setup > Test Configurator > MAC/IP/UDP > MAC > Source MAC Address

Navigation Path: Setup > Test Configurator > Streams/Services > MAC/IP/UDP > MAC > Source MAC Address

Navigation Path: Setup > Test Configurator > Clients > MAC > Source MAC Address

Syntax

:SOURce:DATA:TELecom:ETHernet:STReam:ADDRess:SOURce? <wsp><Number>

Parameter(s)

Number:

The program data syntax for the first parameter is defined as a <DECIMAL NUMERIC PROGRAM DATA> element.

Depending on the test application, selects a number as follows:

- 1 to 16 Streams for Traffic Gen & Mon
- 1 to 10 Services for EtherSAM
- 1 to n Client ID for FlexE BERT
- 1 for other test applications

Response Syntax

<Address>

Response(s)

Address:

The response data syntax for the first parameter is defined as a <STRING RESPONSE DATA> element.

Returns the source MAC address.

Example(s)

SOUR:DATA:TEL:ETH:STR:ADDR:SOUR 1, FE:FE:FE:FE:00:00

SOUR:DATA:TEL:ETH:STR:ADDR:SOUR? 1

Returns: FE:FE:FE:FE:00:00

See Also

SOURce:DATA:TELecom:ETHernet:STReam:ADDRess:SOURce

SOURce:DATA:TELecom:ETHernet:STReam:ADDRess:DESTination?

:SOURce:DATA:TELecom:ETHernet:STReam:COUPled:ENABle

Description

This command enables/disables the coupled status

At *RST condition, this value is set to OFF.

Navigation Path: setup > test Configurator > MAC/IP/UDP > Coupled with Interface

Navigation Path: Setup > Test Configurator > Streams/Services > MAC/IP/UDP > Coupled with Interface

Syntax

:SOURce:DATA:TELecom:ETHernet:STReam:COUPled:ENABle <wsp><Stream ID>, <Status>

Parameter(s)

Stream ID:

The program data syntax for the first parameter is defined as a <DECIMAL NUMERIC PROGRAM DATA> element.

Selects the stream from 1 to 16.

Status:

The program data syntax for the second parameter is defined as a <BOOLEAN PROGRAM DATA> element.

Enables/disables:

ON: Enables

OFF: Disables

Response Syntax

<Address>

Example(s)

SOURce:DATA:TEL:ETH:STR:COUP:ENAB 1, ON

SOURce:DATA:TEL:ETH:STR:COUP:ENAB? 1

Returns: 1

See Also

SOURce:DATA:TELecom:OPTical:ALARm:PORT:AUTomated

SOURce:DATA:TELecom:OPTical:ALARm:PORT:AUTomated?

:SOURce:DATA:TELecom:ETHernet:STReam:COUPled:ENABle?

Description

This query returns coupled status

At *RST condition, this value is set to OFF.

Navigation Path: setup > test Configurator > MAC/IP/UDP > Coupled with Interface

Navigation Path: Setup > Test Configurator > Streams/Services > MAC/IP/UDP > Coupled with Interface

Syntax

:SOURce:DATA:TELecom:ETHernet:STReam:COUPled:ENABle? <wsp><Stream ID>

Parameter(s)

Stream ID:

The program data syntax for the first parameter is defined as a <DECIMAL NUMERIC PROGRAM DATA> element.

Selects the stream from 1 to 16.

Response Syntax

<Status>

Response(s)

Status:

The response data syntax for the first parameter is defined as a <BOOLEAN RESPONSE DATA> element.

Returns the enable/disable status:

1: Enabled

0: Disabled

Example(s)

SOURce:DATA:TEL:ETH:STR:COUP:ENAB 1, ON

SOURce:DATA:TEL:ETH:STR:COUP:ENAB? 1

Returns: 1

See Also

SOURce:DATA:TELecom:OPTical:ALARm:PORT:AUTomated

SOURce:DATA:TELecom:OPTical:ALARm:PORT:AUTomated?

:SOURce:DATA:TELecom:ETHernet:STReam:DESTination:IP:GATeway

Description

This command enables/disables the IPv4 gateway status.

At *RST condition, this value is set to ON.

Navigation Path: Setup > Test Configurator > MAC/IP/UDP > IP > Default Gateway

Navigation Path: Setup > Test Configurator > Streams/Services > MAC/IP/UDP > IP > Default Gateway

Syntax

:SOURce:DATA:TELecom:ETHernet:STReam:DESTination:IP:GATeway <wsp><Number>,[<Set>]

Parameter(s)

Number:

The program data syntax for the first parameter is defined as a <DECIMAL NUMERIC PROGRAM DATA> element.

Depending on the test application, selects a number as follows:

- 1 to 16 Streams for Traffic Gen & Mon

- 1 to 10 Services for EtherSAM

Set:

The program data syntax for the second parameter is defined as a <BOOLEAN PROGRAM DATA> element.

enables/disables the IP gateway for the selected stream.

ON, Enables IP gateway for the selected stream.

OFF, disables IP gateway for the selected stream.

Response Syntax

<Status>

Example(s)

SOUR:DATA:TEL:ETH:STR:DEST:IP:GAT 1, ON

SOUR:DATA:TEL:ETH:STR:DEST:IP:GAT? 1

Returns: 1

See Also

SOURce:DATA:TELecom:ETHernet:STReam:DESTination:IP:GATeway?

:SOURce:DATA:TELecom:ETHernet:STReam:DESTination:IP:GATeway:ADDRess

Description

This command sets the default gateway IPv4 address.

At *RST condition, this value is set to 0.0.0.0.

Navigation Path: Setup > Test Configurator > MAC/IP/UDP > IP > Default Gateway

Navigation Path: Setup > Test Configurator > Streams/Services > MAC/IP/UDP > IP > Default Gateway

Syntax

:SOURce:DATA:TELecom:ETHernet:STReam:DESTination:IP:GATeway:ADDRess <wsp><Number>, <Address>

Parameter(s)

Number:

The program data syntax for the first parameter is defined as a <DECIMAL NUMERIC PROGRAM DATA> element.

Depending on the test application, selects a number as follows:

- 1 to 16 Streams for Traffic Gen & Mon

- 1 to 10 Services for EtherSAM

Address:

The program data syntax for the second parameter is defined as a <STRING PROGRAM DATA> element.

Selects the default IP gateway address.

Response Syntax

<Status>

Example(s)

SOUR:DATA:TEL:ETH:STR:DEST:IP:GAT 1, ON

SOUR:DATA:TEL:ETH:STR:DEST:IP:GAT:ADDR 1, 0.0.1.1

SOUR:DATA:TEL:ETH:STR:DEST:IP:GAT:ADDR? 1

Returns: 0.0.1.1

See Also

SOURce:DATA:TELecom:ETHernet:STReam:DESTination:IP:GATeway

SOURce:DATA:TELecom:ETHernet:STReam:DESTination:IP:GATeway:ADDRess?

:SOURce:DATA:TELecom:ETHernet:STReam:DESTination:IP:GATeway:ADDRess?

Description

This query returns the default gateway IPv4 address.

At *RST condition, this value is set to 0.0.0.0.

Navigation Path: Setup > Test Configurator > MAC/IP/UDP > IP > Default Gateway

Navigation Path: Setup > Test Configurator > Streams/Services > MAC/IP/UDP > IP > Default Gateway

Syntax

:SOURce:DATA:TELecom:ETHernet:STReam:DESTination:IP:GATeway:ADDRess? <wsp><Number>

Parameter(s)

Number:

The program data syntax for the first parameter is defined as a <DECIMAL NUMERIC PROGRAM DATA> element.

Depending on the test application, selects a number as follows:

- 1 to 16 Streams for Traffic Gen & Mon

- 1 to 10 Services for EtherSAM

Response Syntax

<Address>

Response(s)

Address:

The response data syntax for the first parameter is defined as a <STRING RESPONSE DATA> element.

Returns the default gateway IP address.

Example(s)

SOUR:DATA:TEL:ETH:STR:DEST:IP:GAT 1, ON

SOUR:DATA:TEL:ETH:STR:DEST:IP:GAT:ADDR 1, 0.0.1.1

SOUR:DATA:TEL:ETH:STR:DEST:IP:GAT:ADDR? 1

Returns: 0.0.1.1

See Also

SOURce:DATA:TELecom:ETHernet:STReam:DESTination:IP:GATeway

SOURce:DATA:TELecom:ETHernet:STReam:DESTination:IP:GATeway:ADDRess

:SOURce:DATA:TELecom:ETHernet:STReam:DESTination:IP:GATeway?

Description

This query returns the IPv4 gateway status.

At *RST condition, this value is set to ON.

Navigation Path: Setup > Test Configurator > MAC/IP/UDP > IP > Default Gateway

Navigation Path: Setup > Test Configurator > Streams/Services > MAC/IP/UDP > IP > Default Gateway

Syntax

:SOURce:DATA:TELecom:ETHernet:STReam:DESTination:IP:GATeway? <wsp><Number>

Parameter(s)

Number:

The program data syntax for the first parameter is defined as a <DECIMAL NUMERIC PROGRAM DATA> element.

Depending on the test application, selects a number as follows:

- 1 to 16 Streams for Traffic Gen & Mon

- 1 to 10 Services for EtherSAM

Response Syntax

<Set>

Response(s)

Set:

The response data syntax for the first parameter is defined as a <BOOLEAN RESPONSE DATA> element.

Returns the status of the IP gateway.

1, IP gateway is enabled.

0, IP gateway is disabled.

Example(s)

SOUR:DATA:TEL:ETH:STR:DEST:IP:GAT 1, ON

SOUR:DATA:TEL:ETH:STR:DEST:IP:GAT? 1

Returns: 1

See Also

SOURce:DATA:TELecom:ETHernet:STReam:DESTination:IP:GATeway

:SOURce:DATA:TELecom:ETHernet:STReam:DESTination:IP:TOSDs

Description

This command sets the Type of Service/Differentiated Services (TOS/DS) value.

At *RST condition, this value is set to 00.

Navigation Path: BERT > Setup > Test Configurator > MAC/IP/UDP > IP/IPv6 > IP TOS/DS

Navigation Path: Setup > Test Configurator > Streams/Services > MAC/IP/UDP > IP/IPv6 > IP TOS/DS

Syntax

:SOURce:DATA:TELecom:ETHernet:STReam:DESTination:IP:TOSDs <wsp><Number>, <Tosds>

Parameter(s)

Number:

The program data syntax for the first parameter is defined as a <DECIMAL NUMERIC PROGRAM DATA> element.

Depending on the test application, selects a number as follows:

- 1 to 16 Streams for Traffic Gen & Mon

- 1 to 10 Services for EtherSAM

Tosds:

The program data syntax for the second parameter is defined as a <NONDECIMAL NUMERIC PROGRAM DATA> element.

Selects the TOS/DS value.

Response Syntax

<Set>

Example(s)

SOUR:DATA:TEL:ETH:STR:DEST:IP:TOSD 1, #HFF

SOUR:DATA:TEL:ETH:STR:DEST:IP:TOSD? 1

Returns: 255

See Also

SOURce:DATA:TELecom:ETHernet:STReam:DESTination:IP:TOSDs?

:SOURce:DATA:TELecom:ETHernet:STReam:DESTination:IP:TOSDs?

Description

This query returns the Type of Service/Differentiated Services (TOS/DS) value.

At *RST condition, this value is set to 00.

Navigation Path: BERT > Setup > Test Configurator > MAC/IP/UDP > IP/IPv6 > IP TOS/DS

Navigation Path: Setup > Test Configurator > Streams/Services > MAC/IP/UDP > IP/IPv6 > IP TOS/DS

Syntax

:SOURce:DATA:TELecom:ETHernet:STReam:DESTination:IP:TOSDs? <wsp><Number>

Parameter(s)

Number:

The program data syntax for the first parameter is defined as a <DECIMAL NUMERIC PROGRAM DATA> element.

Depending on the test application, selects a number as follows:

- 1 to 16 Streams for Traffic Gen & Mon

- 1 to 10 Services for EtherSAM

Response Syntax

<Tosds>

Response(s)

Tosds:

The response data syntax for the first parameter is defined as a <NR1 NUMERIC RESPONSE DATA> element.

Returns the TOSDS value.

Example(s)

SOUR:DATA:TEL:ETH:STR:DEST:IP:TOSD 1, #HFF

SOUR:DATA:TEL:ETH:STR:DEST:IP:TOSD? 1

Returns: 255

See Also

SOURce:DATA:TELecom:ETHernet:STReam:DESTination:IP:TOSDs

:SOURce:DATA:TELecom:ETHernet:STReam:DESTination:IP:TTL

Description

This command sets the Time to Live (TTL) value (IPv4).

At *RST condition, this value is set to 128.

Navigation Path: Setup > Test Configurator > MAC/IP/UDP > IP > TTL

Navigation Path: Setup > Test Configurator > Streams/Services > MAC/IP/UDP > IP > TTL

Syntax

:SOURce:DATA:TELecom:ETHernet:STReam:DESTination:IP:TTL <wsp><Number>,[<TTL>]

Parameter(s)

Number:

The program data syntax for the first parameter is defined as a <DECIMAL NUMERIC PROGRAM DATA> element.

Depending on the test application, selects a number as follows:

- 1 to 16 Streams for Traffic Gen & Mon

- 1 to 10 Services for EtherSAM

TTL:

The program data syntax for the second parameter is defined as a <DECIMAL NUMERIC PROGRAM DATA> element.

Sets the TTL value.

Choices are 0 to 255.

MAXimum: Biggest supported value

MINimum: Smallest supported value

DEFault: Default value

Response Syntax

<Tosds>

Example(s)

SOUR:DATA:TEL:ETH:STR:DEST:IP:TTL 1, 200

SOUR:DATA:TEL:ETH:STR:DEST:IP:TTL? 1

Returns: 200

See Also

SOURce:DATA:TELecom:ETHernet:STReam:DESTination:IP:TTL?

:SOURce:DATA:TELecom:ETHernet:STReam:DESTination:IP:TTL?

Description

This query returns the Time to Live (TTL) value (IPv4).

At *RST condition, this value is set to 128.

Navigation Path: Setup > Test Configurator > MAC/IP/UDP > IP > TTL

Navigation Path: Setup > Test Configurator > Streams/Services > MAC/IP/UDP > IP > TTL

Syntax

:SOURce:DATA:TELecom:ETHernet:STReam:DESTination:IP:TTL? <wsp><Number>,[<TTL>]

Parameter(s)

Number:

The program data syntax for the first parameter is defined as a <DECIMAL NUMERIC PROGRAM DATA> element.

Depending on the test application, selects a number as follows:

- 1 to 16 Streams for Traffic Gen & Mon

- 1 to 10 Services for EtherSAM

TTL:

The program data syntax for the second parameter is defined as a <CHARACTER PROGRAM DATA> element.

Selects the TTL value.

This parameter is optional. If no token is specified, the current TTL value is returned.

MAXimum: Biggest supported value

MINimum: Smallest supported value

DEFault: Default value

Response Syntax

<Ttl>

Response(s)

Ttl:

The response data syntax for the first parameter is defined as a <NR1 NUMERIC RESPONSE DATA> element.

Returns the TTL value.

Example(s)

SOUR:DATA:TEL:ETH:STR:DEST:IP:TTL 1, 200

SOUR:DATA:TEL:ETH:STR:DEST:IP:TTL? 1

Returns: 200

See Also

SOURce:DATA:TELecom:ETHernet:STReam:DESTination:IP:TTL

:SOURce:DATA:TELecom:ETHernet:STReam:DESTination:PORT

Description

This command sets the UDP destination port number.

At *RST condition, this value is set to 7.

Navigation Path: BERT > Setup > Test Configurator > MAC/IP/UDP > UDP > Destination Port

Navigation Path: Setup > Test Configurator > Streams/Services > MAC/IP/UDP > UDP > Destination Port

Syntax

:SOURce:DATA:TELecom:ETHernet:STReam:DESTination:PORT <wsp><Number>,[<DPort>]

Parameter(s)

Number:

The program data syntax for the first parameter is defined as a <DECIMAL NUMERIC PROGRAM DATA> element.

Depending on the test application, selects a number as follows:

- 1 to 16 Streams for Traffic Gen & Mon

- 1 to 10 Services for EtherSAM

DPort:

The program data syntax for the second parameter is defined as a <DECIMAL NUMERIC PROGRAM DATA> element.

Sets the UDP destination port value for selected stream.

Choices are 0 to 65535.

MAXimum: Biggest supported value

MINimum: Smallest supported value

DEFault: Default value

Response Syntax

<Ttl>

Example(s)

SOUR:DATA:TEL:ETH:STR:DEST:PORT 1, 60

SOUR:DATA:TEL:ETH:STR:DEST:PORT? 1

Returns: 60

See Also

SOURce:DATA:TELecom:ETHernet:STReam:DESTination:PORT?

SOURce:DATA:TELecom:ETHernet:STReam:SOURce:PORT?

:SOURce:DATA:TELecom:ETHernet:STReam:DESTination:PORT:TCP

Description

This command sets the TCP destination port number.

At *RST condition, this value is set to 7.

Navigation Path: Setup > Test CONFig Bert > MAC/IP/UDP > TCP > Destination Port

Navigation Path: Setup > Test Configurator > Streams/Services > MAC/IP/UDP > TCP > Destination Port

Syntax

:SOURce:DATA:TELecom:ETHernet:STReam:DESTination:PORT:TCP <wsp><Number>,[<DPort>]

Parameter(s)

Number:

The program data syntax for the first parameter is defined as a <DECIMAL NUMERIC PROGRAM DATA> element.

Depending on the test application, selects a number as follows:

- 1 to 16 Streams for Traffic Gen & Mon

- 1 to 10 Services for EtherSAM

DPort:

The program data syntax for the second parameter is defined as a <DECIMAL NUMERIC PROGRAM DATA> element.

Sets the TCP destination port number.

MAXimum, sets the maximum destination port value.

MINimum, sets the minimum destination port value.

DEFault: Default value

Response Syntax

<Ttl>

Example(s)

SOUR:DATA:TEL:ETH:STR:DEST:PORT:TCP 1, 60

SOUR:DATA:TEL:ETH:STR:DEST:PORT:TCP? 1

Returns: 60

See Also

SOURce:DATA:TELecom:ETHernet:STReam:DESTination:PORT:TCP?

:SOURce:DATA:TELecom:ETHernet:STReam:DESTination:PORT:TCP?

Description

This query returns the TCP destination port value.

At *RST condition, this value is set to 7.

Navigation Path: Setup > Test CONFig Bert > MAC/IP/UDP > TCP > Destination Port

Navigation Path: Setup > Test Configurator > Streams/Services > MAC/IP/UDP > TCP > Destination Port

Syntax

:SOURce:DATA:TELecom:ETHernet:STReam:DESTination:PORT:TCP? <wsp><Number>,[<DPort>]

Parameter(s)

Number:

The program data syntax for the first parameter is defined as a <DECIMAL NUMERIC PROGRAM DATA> element.

Depending on the test application, selects a number as follows:

- 1 to 16 Streams for Traffic Gen & Mon

- 1 to 10 Services for EtherSAM

DPort:

The program data syntax for the second parameter is defined as a <CHARACTER PROGRAM DATA> element.

Sets the TCP destination port number.

MAXimum, sets the maximum destination port value.

MINimum, sets the minimum destination port value.

DEFault: Default value

Response Syntax

<Dport>

Response(s)

Dport:

The response data syntax for the first parameter is defined as a <NR1 NUMERIC RESPONSE DATA> element.

Returns destination port number.

Example(s)

SOUR:DATA:TEL:ETH:STR:DEST:PORT:TCP 1, 60

SOUR:DATA:TEL:ETH:STR:DEST:PORT:TCP? 1

Returns: 60

See Also

SOURce:DATA:TELecom:ETHernet:STReam:DESTination:PORT:TCP

:SOURce:DATA:TELecom:ETHernet:STReam:DESTination:PORT?

Description

This query returns the UDP destination port number.

At *RST condition, this value is set to 7.

Navigation Path: BERT > Setup > Test Configurator > MAC/IP/UDP > UDP > Destination Port

Navigation Path: Setup > Test Configurator > Streams/Services > MAC/IP/UDP > UDP > Destination Port

Syntax

:SOURce:DATA:TELecom:ETHernet:STReam:DESTination:PORT? <wsp><Number>,[<DPort>]

Parameter(s)

Number:

The program data syntax for the first parameter is defined as a <DECIMAL NUMERIC PROGRAM DATA> element.

Depending on the test application, selects a number as follows:

- 1 to 16 Streams for Traffic Gen & Mon

- 1 to 10 Services for EtherSAM

DPort:

The program data syntax for the second parameter is defined as a <CHARACTER PROGRAM DATA> element.

Sets the UDP destination port value for the selected stream.

This parameter is optional. If no token is specified, the current UDP destination port number is returned.

Choices are 0 to 65535.

MAXimum: Biggest supported value

MINimum: Smallest supported value

DEFault: Default value

Response Syntax

<Dport>

:SOURce:DATA:TELecom:ETHernet:STReam:DESTination:PORT?

Response(s)	**Dport**: The response data syntax for the first parameter is defined as a <NR1 NUMERIC RESPONSE DATA> element. Returns UDP destination port number for the selected stream.
Example(s)	SOUR:DATA:TEL:ETH:STR:DEST:PORT 1, 60 SOUR:DATA:TEL:ETH:STR:DEST:PORT? 1 Returns: 60
See Also	SOURce:DATA:TELecom:ETHernet:STReam:DESTination:PORT SOURce:DATA:TELecom:ETHernet:STReam:SOURce:PORT?

:SOURce:DATA:TELecom:ETHernet:STReam:DESTination:RESolve

Description

This command sends a request to the network to retrieve the MAC address corresponding to the selected destination IP/IPv6 address.

At *RST condition, this value is set to ON.

Navigation Path: Setup > Test Configurator > MAC/IP/UDP > IP > Resolve MAC Address

Navigation Path: Setup > Test Configurator > Streams/Services > MAC/IP/UDP > IP/IPv6 > Resolve MAC Address

Syntax

:SOURce:DATA:TELecom:ETHernet:STReam:DESTination:RESolve[<wsp><Number>],[<Set>]

Parameter(s)

Number:

The program data syntax for the first parameter is defined as a <DECIMAL NUMERIC PROGRAM DATA> element.

Depending on the test application, selects a number as follows:

- 1 to 16 Streams for Traffic Gen & Mon

- 1 to 10 Services for EtherSAM

Set:

The program data syntax for the second parameter is defined as a <BOOLEAN PROGRAM DATA> element.

Sets the Resolved MAC address status.

ON, resolved MAC address status is enabled.

OFF, resolved MAC address status is disabled.

Response Syntax

<Dport>

Example(s)

SOUR:DATA:TEL:ETH:STR:DEST:RES 1, ON

SOUR:DATA:TEL:ETH:STR:DEST:RES? 1

Returns: 1

See Also

SOURce:DATA:TELecom:ETHernet:STReam:DESTination:RESolve?

:SOURce:DATA:TELecom:ETHernet:STReam:DESTination:RESolve:STATus?

Description

This query returns the status of the resolved MAC address. When enabled, will send an ARP request to the network to retrieve the MAC address corresponding to the selected IP/IPv6 address.

At *RST condition, this value is set to device-dependent.

Navigation Path: Setup > Test Configurator > MAC/IP/UDP > IP > Resolve MAC Address

Navigation Path: Setup > Test Configurator > Streams/Services > MAC/IP/UDP > IP/IPv6 > Resolve MAC Address

Syntax

:SOURce:DATA:TELecom:ETHernet:STReam:DESTination:RESolve:STATus?[<wsp><Number>]

Parameter(s)

Number:

The program data syntax for the first parameter is defined as a <DECIMAL NUMERIC PROGRAM DATA> element.

Depending on the test application, selects a number as follows:

- 1 to 16 Streams for Traffic Gen & Mon

- 1 to 10 Services for EtherSAM

Response Syntax

<Status>

Response(s)

Status:

The response data syntax for the first parameter is defined as a <CHARACTER RESPONSE DATA> element.

Returns the resolved MAC address status.

FAILED, Failed is retrieved.

NRESOLVED, Not Resolved is retrieved.

RESOLVED, Resolved is retrieved.

Example(s)

SOUR:DATA:TEL:ETH:STR:DEST:RES 1, ON

SOUR:DATA:TEL:ETH:STR:DEST:RES:STAT? 1

See Also

SOURce:DATA:TELecom:ETHernet:STReam:DESTination:RESolve

:SOURce:DATA:TELecom:ETHernet:STReam:DESTination:RESolve?

Description

This query returns the status of the resolved MAC address setting corresponding to the selected destination IP/IPv6 address.

At *RST condition, this value is set to ON.

Navigation Path: Setup > Test Configurator > MAC/IP/UDP > IP > Resolve MAC Address

Navigation Path: Setup > Test Configurator > Streams/Services > MAC/IP/UDP > IP/IPv6 > Resolve MAC Address

Syntax

:SOURce:DATA:TELecom:ETHernet:STReam:DESTination:RESolve?[<wsp><Number>]

Parameter(s)

Number:

The program data syntax for the first parameter is defined as a <DECIMAL NUMERIC PROGRAM DATA> element.

Depending on the test application, selects a number as follows:

- 1 to 16 Streams for Traffic Gen & Mon

- 1 to 10 Services for EtherSAM

Response Syntax

<Set>

Response(s)

Set:

The response data syntax for the first parameter is defined as a <BOOLEAN RESPONSE DATA> element.

Returns the status of resolved MAC destination address.

1, resolved MAC destination address is Enabled.

0, resolved MAC destination address is disabled.

Example(s)

SOUR:DATA:TEL:ETH:STR:DEST:RES 1, ON

SOUR:DATA:TEL:ETH:STR:DEST:RES? 1

Returns: 1

See Also

SOURce:DATA:TELecom:ETHernet:STReam:DESTination:RESolve

:SOURce:DATA:TELecom:ETHernet:STReam:ETHer

Description

This command sets the ether type for the selected traffic stream.

At *RST condition, this value is set to 0x0000 when Network Layer is set to None; 0x0800 for IPv4; 0x86DD for IPv6; 0x8847 for MPLS; 0x8902 for S-OAM (available with EtherSAM)

Navigation Path: Setup > Test Configurator > MAC/IP/UDP > MAC > EtherType

Syntax

:SOURce:DATA:TELecom:ETHernet:STReam:ETHer <wsp><Number>, <Set>

Parameter(s)

Number:

The program data syntax for the first parameter is defined as a <DECIMAL NUMERIC PROGRAM DATA> element.

Depending on the test application, selects a number as follows:

- 1 to 16 Streams for Traffic Gen & Mon

- 1 to 10 Services for EtherSAM

Set:

The program data syntax for the second parameter is defined as a <DECIMAL NUMERIC PROGRAM DATA> element.

Sets the EtherType for the selected stream: 0x0000 to 0xFFFF. Available when the Network Layer is set to None.

Response Syntax

<Set>

Example(s)

SOUR:DATA:TEL:ETH:STR:ETH 1, 0080

SOUR:DATA:TEL:ETH:STR:ETH? 1

Returns: 0080

See Also

SOURce:DATA:TELecom:ETHernet:STReam:DESTination:IP:TTL

:SOURce:DATA:TELecom:ETHernet:STReam:ETHer?

Description

At *RST condition, this value is set to 0x0000 when Network Layer is set to None; 0x0800 for IPv4; 0x86DD for IPv6; 0x8847 for MPLS; 0x88B7 when Network Layer is set to None with EtherBERT test; 0x8902 for S-OAM (available with EtherSAM).

Navigation Path: Setup > Test Configurator > MAC/IP/UDP > MAC > EtherType

Syntax

:SOURce:DATA:TELecom:ETHernet:STReam:ETHer? <wsp><Number>

Parameter(s)

Number:

The program data syntax for the first parameter is defined as a <DECIMAL NUMERIC PROGRAM DATA> element.

Depending on the test application, selects a number as follows:

- 1 to 16 Streams for Traffic Gen & Mon

- 1 to 10 Services for EtherSAM

Response Syntax

<Type>

Response(s)

Type:

The response data syntax for the first parameter is defined as a <NR1 NUMERIC RESPONSE DATA> element.

Returns the EtherType.

Example(s)

SOUR:DATA:TEL:ETH:STR:ETH? 1

See Also

SOURce:DATA:TELecom:ETHernet:STReam:SOURce:PORT?

:SOURce:DATA:TELecom:ETHernet:STReam:IP:AUTomatic:STATus

Description

This command enables/disables the IPv4 Automatic (DHCP) status.

At *RST condition, this value is set to OFF.

Navigation Path: Setup > Test Configurator > MAC/IP/UDP > IP > Automatic IP (DHCP)

Navigation Path: Setup > Test Configurator > Streams/Services > MAC/IP/UDP > IP > Automatic IP (DHCP)

Syntax

:SOURce:DATA:TELecom:ETHernet:STReam:IP:AUTomatic:STATus <wsp><Tgen>,[<Set>]

Parameter(s)

Tgen:

The program data syntax for the first parameter is defined as a <DECIMAL NUMERIC PROGRAM DATA> element.

Selects the stream from 1 to 16.

Set:

The program data syntax for the second parameter is defined as a <BOOLEAN PROGRAM DATA> element.

enables/disables the IP Automatic status for the selected stream.

ON, Enables IP Automatic status for the selected stream.

OFF, disables IP Automatic status for the selected stream.

Response Syntax

<Type>

Example(s)

SOUR:DATA:TEL:ETH:STR:IP:AUT:STAT 1, ON

SOUR:DATA:TEL:ETH:STR:IP:AUT:STAT? 1

Returns: 1

See Also

SOURce:DATA:TELecom:ETHernet:STReam:DESTination:IP:TTL

:SOURce:DATA:TELecom:ETHernet:STReam:IP:AUTomatic:STATus?

Description

This query returns the IPv4 Automatic (DHCP) status.

At *RST condition, this value is set to OFF.

Navigation Path: Setup > Test Configurator > MAC/IP/UDP > IP > Automatic IP (DHCP)

Navigation Path: Setup > Test Configurator > Streams/Services > MAC/IP/UDP > IP > Automatic IP (DHCP)

Syntax

:SOURce:DATA:TELecom:ETHernet:STReam:IP:AUTomatic:STATus? <wsp><Tgen>

Parameter(s)

Tgen:

The program data syntax for the first parameter is defined as a <DECIMAL NUMERIC PROGRAM DATA> element.

Selects the stream from 1 to 16.

Response Syntax

<Set>

Response(s)

Set:

The response data syntax for the first parameter is defined as a <BOOLEAN RESPONSE DATA> element.

Returns the status of Automatic IP.

1, Automatic IP is enabled.

0, Automatic IP is disabled.

Example(s)

SOUR:DATA:TEL:ETH:STR:IP:AUT:STAT 1, ON

SOUR:DATA:TEL:ETH:STR:IP:AUT:STAT? 1

Returns: 1

See Also

SOURce:DATA:TELecom:ETHernet:STReam:IP:AUTomatic:STATus

:SOURce:DATA:TELecom:ETHernet:STReam:IPVersion:HOP:LIMit

Description

This command Set The Hop Limit field of the IPv6 header shall be configurable.

At *RST condition, this value is set to 128.

Navigation Path: Setup > Test Configurator > MAC/IP/UDP > IPv6 > Hop Limit

Navigation Path: Setup > Test Configurator > Streams/Services > MAC/IP/UDP > IPv6 > Hop Limit

Syntax

:SOURce:DATA:TELecom:ETHernet:STReam:IPVersion:HOP:LIMit <wsp><Stream>, <HOP Limit>

Parameter(s)

Stream:

The program data syntax for the first parameter is defined as a <DECIMAL NUMERIC PROGRAM DATA> element.

EtherSAM - Selects the service from 1 to 10.

Traffic Gen and Mon - Selects the stream from 1 to 16.

HOP Limit:

The program data syntax for the second parameter is defined as a <DECIMAL NUMERIC PROGRAM DATA> element.

Sets the HOP Limit

MAXimum: Biggest supported value

MINimum: Smallest supported value

DEFault: Default value

Response Syntax

<Set>

Example(s)

SOURce:DATA:TELecom:ETHernet:STReam:IPV:HOP:LIMit 1, 25

SOURce:DATA:TELecom:ETHernet:STReam:IPV:HOP:LIMit? 1

See Also

SOURce:DATA:TELecom:ETHernet:PORT:GLOB:IPV:ADDRess?

SOURce:DATA:TELecom:ETHernet:PORT:GLOB:IPV:MODE

SOURce:DATA:TELecom:ETHernet:PORT:GLOB:IPV:IICoupled

:SOURce:DATA:TELecom:ETHernet:STReam:IPVersion:HOP:LIMit?

Description

This query returns The Hop Limit field of the IPv6 header shall be configurable.

At *RST condition, this value is set to 128.

Navigation Path: Setup > Test Configurator > MAC/IP/UDP > IPv6 > Hop Limit

Navigation Path: Setup > Test Configurator > Streams/Services > MAC/IP/UDP > IPv6 > Hop Limit

Syntax

:SOURce:DATA:TELecom:ETHernet:STReam:IPVersion:HOP:LIMit? <wsp><Stream>,[<HOP Limit>]

Parameter(s)

Stream:

The program data syntax for the first parameter is defined as a <DECIMAL NUMERIC PROGRAM DATA> element.

EtherSAM - Selects the service from 1 to 10.

Traffic Gen and Mon - Selects the stream from 1 to 16.

HOP Limit:

The program data syntax for the second parameter is defined as a <CHARACTER PROGRAM DATA> element.

This parameter is optional. If no token is specified, the current Hop Limit is returned.

MAXimum: Biggest supported value

MINimum: Smallest supported value

DEFault: Default value

Response Syntax

<HOP Limit>

Response(s)

HOP Limit:

The response data syntax for the first parameter is defined as a <NR1 NUMERIC RESPONSE DATA> element.

Returns the IPv6 Hop Limit.

Example(s)

SOURce:DATA:TELecom:ETHernet:STReam:IPV:HOP:LIMit 1, 25

SOURce:DATA:TELecom:ETHernet:STReam:IPV:HOP:LIMit? 2

See Also

SOURce:DATA:TELecom:ETHernet:PORT:GLOB:IPV:ADDRess

SOURce:DATA:TELecom:ETHernet:PORT:GLOB:IPV:MODE

SOURce:DATA:TELecom:ETHernet:PORT:GLOB:IPV:IICoupled

:SOURce:DATA:TELecom:ETHernet:STReam:MAC:OUI

Description

This command sets the frame format OUI type for 802.3 SNAP frame format.

At *RST condition, this value is device dependent.

Navigation Path: BERT > Setup > Test Configurator > MAC/IP/UDP > MAC > OUI

Navigation Path: Setup > Test Configurator > Streams/Services > MAC/IP/UDP > MAC > OUI

Syntax

:SOURce:DATA:TELecom:ETHernet:STReam:MAC:OUI <wsp><Type>

Parameter(s)

Type:

The program data syntax for the first parameter is defined as a <CHARACTER PROGRAM DATA> element.

Sets Frame format type

RFC1042, sets frame format type to RFC1042

8021H,sets frame format type to 8021H

USERDEFined, sets frame format type to USERDEFINED

Response Syntax

<HOP Limit>

Example(s)

SOUR:DATA:TEL:ETH:STR:MAC:OUI RFC1042

SOUR:DATA:TEL:ETH:STR:MAC:OUI?

Returns: RFC1042

See Also

SOURce:DATA:TELecom:ETHernet:PORT:NETWork:FRAMe:FORMat:OUI RFC1042

SOURce:DATA:TELecom:ETHernet:PORT:NETWork:FRAMe:FORMat:OUI? Returns RFC1042

:SOURce:DATA:TELecom:ETHernet:STReam:MAC:OUI?

Description

This query returns the frame format OUI type for 802.3 SNAP frame format.

At *RST condition, this value is device dependent.

Navigation Path: BERT > Setup > Test Configurator > MAC/IP/UDP > MAC > OUI

Navigation Path: Setup > Test Configurator > Streams/Services > MAC/IP/UDP > MAC > OUI

Syntax

:SOURce:DATA:TELecom:ETHernet:STReam:MAC:OUI?

Response Syntax

<OUI>

Response(s)

OUI:

The response data syntax for the first parameter is defined as a <CHARACTER RESPONSE DATA> element.

Returns Frame format type

RFC1042, Returns as RFC1042 frame format.

8021H,Returns 8021H as frame format.

USERDEFINED,Returns USERDEFINED as frame format.

Example(s)

SOUR:DATA:TEL:ETH:STR:MAC:OUI RFC1042

SOUR:DATA:TEL:ETH:STR:MAC:OUI?

Returns: RFC1043

See Also

SOURce:DATA:TELecom:ETHernet:PORT:NETWork:FRAMe:FORMat:OUI RFC1042

SOURce:DATA:TELecom:ETHernet:PORT:NETWork:FRAMe:FORMat:OUI? Returns RFC1042

:SOURce:DATA:TELecom:ETHernet:STReam:MPLS:COSexp

Description

This command selects the COS/EXP value.

At *RST condition, this value is st to 0 (000 - Low) (default).

Navigation Path: Setup > Test Configurator > Streams/Services > MAC/IP/UDP > MPLS > COS

Syntax

:SOURce:DATA:TELecom:ETHernet:STReam:MPLS:COSexp <wsp><Number>, <Label Index>, <Cosexp>

Parameter(s)

Number:

The program data syntax for the first parameter is defined as a <DECIMAL NUMERIC PROGRAM DATA> element.

Depending on the test application, selects a number as follows:

- 1 to 16 Streams for Traffic Gen & Mon

- 1 to 10 Services for EtherSAM

Label Index:

The program data syntax for the second parameter is defined as a <DECIMAL NUMERIC PROGRAM DATA> element.

Selects the Label Index.

Cosexp:

The program data syntax for the third parameter is defined as a <CHARACTER PROGRAM DATA> element.

Selects the COS/EXP value.

Sets the Class Of Service for the instrument.

000LOW: 0 (000 - Low)

001LOW: 1 (001 - Low)

010LOW: 2 (010 - Low)

011LOW: 3 (011 - Low)

100HIGH: 4 (100 - High)

101HIGH: 5 (101 - High)

110HIGH: 6 (110 - High)

111HIGH: 7 (111 - High)

:SOURce:DATA:TELecom:ETHernet:STReam:MPLS:COSexp

Response Syntax	<OUI>
Example(s)	SOUR:DATA:TEL:ETH:STR:MPLS:COS 1, 1, 111HIGH SOUR:DATA:TEL:ETH:STR:MPLS:COS? 1, 1 Returns: 111HIGH
See Also	SOURce:DATA:TELecom:ETHernet:MPLS:HEADers SOURce:DATA:TELecom:ETHernet:MPLS:HEADers?

:SOURce:DATA:TELecom:ETHernet:STReam:MPLS:COSexp?

Description

This query returns the COS/EXP value.

At *RST condition, this value is device dependent.

Navigation Path: Setup > Test Configurator > Streams/Services > MAC/IP/UDP > MPLS > COS

Syntax

:SOURce:DATA:TELecom:ETHernet:STReam:MPLS:COSexp? <wsp><Number>, <Label Index>

Parameter(s)

Number:

The program data syntax for the first parameter is defined as a <DECIMAL NUMERIC PROGRAM DATA> element.

Depending on the test application, selects a number as follows:

- 1 to 16 Streams for Traffic Gen & Mon

- 1 to 10 Services for EtherSAM

Label Index:

The program data syntax for the second parameter is defined as a <DECIMAL NUMERIC PROGRAM DATA> element.

Selects the Label Index.

Response Syntax

<Cosexp>

:SOURce:DATA:TELecom:ETHernet:STReam:MPLS:COSexp?

Response(s)

Cosexp:

The response data syntax for the first parameter is defined as a <CHARACTER RESPONSE DATA> element.

Returns Class Of Service for the instrument.

000LOW, returns 0 (000 - Low) as Class Of Service.

001LOW, returns 1 (001 - Low) as Class Of Service.

010LOW, returns 2 (010 - Low) as Class Of Service.

011LOW, returns 3 (011 - Low) as Class Of Service.

100HIGH, returns 4 (100 - High) as Class Of Service.

101HIGH, returns 5 (101 - High) as Class Of Service.

110HIGH, returns 6 (110 - High) as Class Of Service.

111HIGH, returns 7 (111 - High) as Class Of Service.

Example(s)

SOUR:DATA:TEL:ETH:STR:MPLS:COS 1, 1, 000LOW

SOUR:DATA:TEL:ETH:STR:MPLS:COS? 1, 1

Returns: 000LOW

See Also

SOURce:DATA:TELecom:ETHernet:STReam:MPLS

:SOURce:DATA:TELecom:ETHernet:STReam:MPLS:LABel

Description

This command sets the Multi Protocol Label Switching (MPLS) label type.

At *RST condition, this value is set to 16.

Navigation Path: Setup > Test Configurator > Streams/Services > MAC/IP/UDP > MPLS > Label

Syntax

:SOURce:DATA:TELecom:ETHernet:STReam:MPLS:LABel <wsp><Number>, <Label Index>, <Label Value>

Parameter(s)

Number:

The program data syntax for the first parameter is defined as a <DECIMAL NUMERIC PROGRAM DATA> element.

Depending on the test application, selects a number as follows:

- 1 to 16 Streams for Traffic Gen & Mon

- 1 to 10 Services for EtherSAM

Label Index:

The program data syntax for the second parameter is defined as a <DECIMAL NUMERIC PROGRAM DATA> element.

Selects the Label Index.

Label Value:

The program data syntax for the third parameter is defined as a <DECIMAL NUMERIC PROGRAM DATA> element.

Sets the label value.

Choices are 0 through 1048575.

MAXimum: Biggest supported value

MINimum: Smallest supported value

DEFault: Default value

Response Syntax

<Cosexp>

Example(s)

SOUR:DATA:TEL:ETH:STR:MPLS:LAB 1, 1, 16

SOUR:DATA:TEL:ETH:STR:MPLS:LAB? 1, 1

Returns: 16

See Also

SOURce:DATA:TELecom:ETHernet:STReam:MPLS:TTL

:SOURce:DATA:TELecom:ETHernet:STReam:MPLS:LABel?

Description

This query returns the Multi Protocol Label Switching (MPLS) label type.

At *RST condition, this value is set to 16.

Navigation Path: Setup > Test Configurator > Streams/Services > MAC/IP/UDP > MPLS > Label

Syntax

:SOURce:DATA:TELecom:ETHernet:STReam:MPLS:LABel? <wsp><Number>, <Label Index>,[<Label Value>]

Parameter(s)

Number:

The program data syntax for the first parameter is defined as a <DECIMAL NUMERIC PROGRAM DATA> element.

Depending on the test application, selects a number as follows:

- 1 to 16 Streams for Traffic Gen & Mon

- 1 to 10 Services for EtherSAM

Label Index:

The program data syntax for the second parameter is defined as a <DECIMAL NUMERIC PROGRAM DATA> element.

Selects the Label Index.

Label Value:

The program data syntax for the third parameter is defined as a <CHARACTER PROGRAM DATA> element.

This parameter is optional. If no token is specified, the current label number is returned.

MAXimum: Biggest supported value

MINimum: Smallest supported value

DEFault: Default value

Response Syntax

<Label>

:SOURce:DATA:TELecom:ETHernet:STReam:MPLS:LABel?

Response(s)

Label:

The response data syntax for the first parameter is defined as a <NR1 NUMERIC RESPONSE DATA> element.

Returns the label value.

Example(s)

SOUR:DATA:TEL:ETH:STR:MPLS:LAB 1, 1, 16

SOUR:DATA:TEL:ETH:STR:MPLS:LAB? 1, 1

Returns: 16

See Also

SOURce:DATA:TELecom:ETHernet:MPLS:HEADers

SOURce:DATA:TELecom:ETHernet:MPLS:HEADers?

:SOURce:DATA:TELecom:ETHernet:STReam:MPLS:TTL

Description

This command sets the Time to Live (TTL) value of Multi Protocol Label Switching (MPLS).

At *RST condition, this value is set to 128.

Navigation Path: Setup > Test Configurator > Streams/Services > MAC/IP/UDP > MPLS > TTL

Syntax

:SOURce:DATA:TELecom:ETHernet:STReam:MPLS:TTL <wsp><Number>, <Label Index>, <TTL>

Parameter(s)

Number:

The program data syntax for the first parameter is defined as a <DECIMAL NUMERIC PROGRAM DATA> element.

Depending on the test application, selects a number as follows:

- 1 to 16 Streams for Traffic Gen & Mon

- 1 to 10 Services for EtherSAM

Label Index:

The program data syntax for the second parameter is defined as a <DECIMAL NUMERIC PROGRAM DATA> element.

Selects the Label Index.

TTL:

The program data syntax for the third parameter is defined as a <DECIMAL NUMERIC PROGRAM DATA> element.

Sets the TTL value.

MAXimum: Biggest supported value

MINimum: Smallest supported value

DEFault: Default value

Response Syntax

<Label>

Example(s)

SOUR:DATA:TEL:ETH:STR:MPLS:TTL 1, 1, 200

SOUR:DATA:TEL:ETH:STR:MPLS:TTL? 1, 1

Returns: 200

See Also

SOURce:DATA:TELecom:ETHernet:STReam:MPLS:COSexp

:SOURce:DATA:TELecom:ETHernet:STReam:MPLS:TTL?

Description

This query returns the Time to Live (TTL) value of Multi Protocol Label Switching (MPLS).

At *RST condition, this value is set to 128.

Navigation Path: Setup > Test Configurator > Streams/Services > MAC/IP/UDP > MPLS > TTL

Syntax

:SOURce:DATA:TELecom:ETHernet:STReam:MPLS:TTL? <wsp><Number>, <Label Index>,[<TTL>]

Parameter(s)

Number:

The program data syntax for the first parameter is defined as a <DECIMAL NUMERIC PROGRAM DATA> element.

Depending on the test application, selects a number as follows:

- 1 to 16 Streams for Traffic Gen & Mon

- 1 to 10 Services for EtherSAM

Label Index:

The program data syntax for the second parameter is defined as a <DECIMAL NUMERIC PROGRAM DATA> element.

Selects the Label Index.

TTL:

The program data syntax for the third parameter is defined as a <CHARACTER PROGRAM DATA> element.

This parameter is optional. If no token is specified, the current TTL value is returned.

MAXimum: Biggest supported value

MINimum: Smallest supported value

DEFault: Default value

Response Syntax

<TTL>

Response(s)

TTL:

The response data syntax for the first parameter is defined as a <NR1 NUMERIC RESPONSE DATA> element.

Returns the TTL value.

Example(s)

SOUR:DATA:TEL:ETH:STR:MPLS:TTL 1, 1, 200

SOUR:DATA:TEL:ETH:STR:MPLS:TTL? 1, 1

Returns: 200

See Also

SOURce:DATA:TELecom:ELECtrical:STReam:MPLS:LABel?

:SOURce:DATA:TELecom:ETHernet:STReam:PAYLoad

Description

This command sets the payload pattern.

At *RST condition, this value is set to #HCC.

Navigation Path: Setup > Test Configurator > Streams > MAC/IP/UDP > Payload > Pattern

Syntax

:SOURce:DATA:TELecom:ETHernet:STReam:PAYLoad <wsp><Tgen>, <Pattern>

Parameter(s)

Tgen:

The program data syntax for the first parameter is defined as a <DECIMAL NUMERIC PROGRAM DATA> element.

Selects the stream from 1 to 16.

Pattern:

The program data syntax for the second parameter is defined as a <NONDECIMAL NUMERIC PROGRAM DATA> element.

Selects the payload pattern value.

Choices are #H00 through #HFF.

Response Syntax

<TTL>

Example(s)

SOUR:DATA:TEL:ETH:STR:PAYL 1, #HFF

SOUR:DATA:TEL:ETH:STR:PAYL? 1

Returns: 255

See Also

SOURce:DATA:TEL:ETH:STR:PROFile:RATE

:SOURce:DATA:TELecom:ETHernet:STReam:PAYLoad:UDHeader

Description

This command sets the User Defined Header value.

At *RST condition, this value is set to "00000000000000000000000000000000".

Navigation Path: Setup > Test Configurator > Streams > MAC/IP/UDP > Payload > User Defined Header

Syntax

:SOURce:DATA:TELecom:ETHernet:STReam:PAYLoad:UDHeader <wsp><Stream>, <Set>

Parameter(s)

Stream:

The program data syntax for the first parameter is defined as a <DECIMAL NUMERIC PROGRAM DATA> element.

Selects the stream from 1 to 16.

Set:

The program data syntax for the second parameter is defined as a <STRING PROGRAM DATA> element.

Sets the User Defined Header.

Response Syntax

<TTL>

Example(s)

SOUR:DATA:TEL:ETH:STR:PAYL:UDH 1, "00000000000000000000000000000011"

SOUR:DATA:TEL:ETH:STR:PAYL:UDH? 1

Returns: "00000000000000000000000000000011"

See Also

SOUR:DATA:TEL:ETH:STR:PAYL:UDH:ENAB

:SOURce:DATA:TELecom:ETHernet:STReam:PAYLoad:UDHeader:ENABle

Description

This command enables/disables User Defined Header.

At *RST condition, this value is set to OFF.

Navigation Path: Setup > Test Configurator > Streams > MAC/IP/UDP > Payload > User Defined Header

Syntax

:SOURce:DATA:TELecom:ETHernet:STReam:PAYLoad:UDHeader:ENABle <wsp><Stream>, <Status>

Parameter(s)

Stream:

The program data syntax for the first parameter is defined as a <DECIMAL NUMERIC PROGRAM DATA> element.

Selects the stream from 1 to 16.

Status:

The program data syntax for the second parameter is defined as a <BOOLEAN PROGRAM DATA> element.

Enables/disables:

ON: Enables

OFF: Disables

Response Syntax

<TTL>

Example(s)

SOUR:DATA:TEL:ETH:STR:PAYL:UDH:ENAB 1, ON

SOUR:DATA:TEL:ETH:STR:PAYL:UDH:ENAB? 1

Returns: 1

See Also

SOURce:DATA:TEL:ETH:STR:PROFile:RATE

:SOURce:DATA:TELecom:ETHernet:STReam:PAYLoad:UDHeader:ENABle?

Description

This query returns the enable/disable statuf of User Defined Header.

At *RST condition, this value is set to OFF.

Navigation Path: Setup > Test Configurator > Streams > MAC/IP/UDP > Payload > User Defined Header

Syntax

:SOURce:DATA:TELecom:ETHernet:STReam:PAYLoad:UDHeader:ENABle? <wsp><Stream>

Parameter(s)

Stream:

The program data syntax for the first parameter is defined as a <DECIMAL NUMERIC PROGRAM DATA> element.

Selects the stream from 1 to 16.

Response Syntax

<Status>

Response(s)

Status:

The response data syntax for the first parameter is defined as a <BOOLEAN RESPONSE DATA> element.

Returns the enable/disable status:

1: Enabled

0: Disabled

Example(s)

SOUR:DATA:TEL:ETH:STR:PAYL:UDH:ENAB 1, ON

SOUR:DATA:TEL:ETH:STR:PAYL:UDH:ENAB? 1

Returns: 1

See Also

SOURce:DATA:TEL:ETH:STR:PROFile:RATE

:SOURce:DATA:TELecom:ETHernet:STReam:PAYLoad:UDHeader?

Description

This query returns the User Defined Header value.

At *RST condition, this value is set to "00000000000000000000000000000000".

Navigation Path: Setup > Test Configurator > Streams > MAC/IP/UDP > Payload > User Defined Header

Syntax

:SOURce:DATA:TELecom:ETHernet:STReam:PAYLoad:UDHeader? <wsp><Stream>

Parameter(s)

Stream:

The program data syntax for the first parameter is defined as a <DECIMAL NUMERIC PROGRAM DATA> element.

Selects the stream from 1 to 16.

Response Syntax

<Header>

Response(s)

Header:

The response data syntax for the first parameter is defined as a <STRING RESPONSE DATA> element.

Returns the User Defined Header value.

Example(s)

SOUR:DATA:TEL:ETH:STR:PAYL:UDH 1, "00000000000000000000000000000011"

SOUR:DATA:TEL:ETH:STR:PAYL:UDH? 1

Returns: "00000000000000000000000000000011"

See Also

SOUR:DATA:TEL:ETH:STR:PAYL:UDH:ENAB

:SOURce:DATA:TELecom:ETHernet:STReam:PAYLoad?

Description

This query returns payload pattern.

At *RST condition, this value is set to #HCC.

Navigation Path: Setup > Test Configurator > Streams > MAC/IP/UDP > Payload > Pattern

Syntax

:SOURce:DATA:TELecom:ETHernet:STReam:PAYLoad? <wsp><Tgen>

Parameter(s)

Tgen:

The program data syntax for the first parameter is defined as a <DECIMAL NUMERIC PROGRAM DATA> element.

Selects the stream from 1 to 16.

Response Syntax

<Pattern>

Response(s)

Pattern:

The response data syntax for the first parameter is defined as a <NR1 NUMERIC RESPONSE DATA> element.

Return the payload value.

Example(s)

SOUR:DATA:TEL:ETH:STR:PAYL 1, #HFF

SOUR:DATA:TEL:ETH:STR:PAYL? 1

See Also

SOURce:DATA:TEL:ETH:STR:PROFile:RATE?

:SOURce:DATA:TELecom:ETHernet:STReam:QPINg

Description

This command quick pings with parameters for mentioned stream.

Navigation Path: Setup > Test Configurator > MAC/IP/UDP > IP/IPv6 > Quick Ping

Navigation Path: Setup > Test Configurator > Streams/Services > MAC/IP/UDP > IP/IPv6 > Quick Ping

Syntax

:SOURce:DATA:TELecom:ETHernet:STReam:QPINg <wsp><Tgen>

Parameter(s)

Tgen:

The program data syntax for the first parameter is defined as a <DECIMAL NUMERIC PROGRAM DATA> element.

Sets the stream number.

Range: 1 to 16

Response Syntax

<Pattern>

Example(s)

SOUR:DATA:TEL:ETH:STR:QPING 1

SOUR:DATA:TEL:ETH:STR:QPING?

See Also

SOURce:DATA:TELecom:ETHernet:PINJection:MAC:DESTination:ADDRess:ENABle

:SOURce:DATA:TELecom:ETHernet:STReam:QPINg?

Description

This query returns the status of last Quick ping done

Navigation Path: Setup > Test Configurator > MAC/IP/UDP > IP/IPv6 > Quick Ping

Navigation Path: Setup > Test Configurator > Streams/Services > MAC/IP/UDP > IP/IPv6 > Quick Ping

Syntax

:SOURce:DATA:TELecom:ETHernet:STReam:QPINg?

Response Syntax

<Ping Status>

Response(s)

Ping Status:

The response data syntax for the first parameter is defined as a <STRING RESPONSE DATA> element.

Returns the Quick ping status.

INPROGRESS | SUCCESSFUL | FAIL | NOPINGDONE

Example(s)

SOUR:DATA:TEL:ETH:STR:QPING 1

SOUR:DATA:TEL:ETH:STR:QPING?

See Also

SOURce:DATA:TELecom:ETHernet:PINJection:MAC:DESTination:ADDRess:ENABle?

:SOURce:DATA:TELecom:ETHernet:STReam:SOURce:IP:MULTiplicat

Description

This command enables/disables the IPv4 multiplicator.

At *RST condition, this value is set to OFF.

Navigation Path: Setup > Test Configurator > MAC/IP/UDP > IP > Source IP Multiplicator

Navigation Path: Setup > Test Configurator > Streams/Services > MAC/IP/UDP > IP > Source IP Multiplicator

Syntax

:SOURce:DATA:TELecom:ETHernet:STReam:SOURce:IP:MULTiplicat <wsp><Stream>, <Status>

Parameter(s)

Stream:

The program data syntax for the first parameter is defined as a <DECIMAL NUMERIC PROGRAM DATA> element.

EtherSAM - Selects the service from 1 to 10.

Traffic Gen and Mon - Selects the stream from 1 to 16.

Status:

The program data syntax for the second parameter is defined as a <BOOLEAN PROGRAM DATA> element.

Enables/disables:

ON: Enables

OFF: Disables

Response Syntax

<Ping Status>

Example(s)

SOUR:DATA:TEL:ETH:STR:SOUR:IP:MULT 1, ON

SOUR:DATA:TEL:ETH:STR:SOUR:IP:MULT? 1

Returns: 1

See Also

SOURce:DATA:TELecom:ETHernet:STReam:IPVersion:HOP:LIMit?

:SOURce:DATA:TELecom:ETHernet:STReam:SOURce:IP:MULTiplicat?

Description

This query returns the status of IPv4 multiplicator.

At *RST condition, this value is set to OFF.

Navigation Path: Setup > Test Configurator > MAC/IP/UDP > IP > Source IP Multiplicator

Navigation Path: Setup > Test Configurator > Streams/Services > MAC/IP/UDP > IP > Source IP Multiplicator

Syntax

:SOURce:DATA:TELecom:ETHernet:STReam:SOURce:IP:MULTiplicat? <wsp><Stream>

Parameter(s)

Stream:

The program data syntax for the first parameter is defined as a <DECIMAL NUMERIC PROGRAM DATA> element.

EtherSAM - Selects the service from 1 to 10.

Traffic Gen and Mon - Selects the stream from 1 to 16.

Response Syntax

<IPv4 Multiplicator Status>

Response(s)

IPv4 Multiplicator Status:

The response data syntax for the first parameter is defined as a <BOOLEAN RESPONSE DATA> element.

Returns the status of IPv4 multiplicator.

1, IPv4 multiplicator is Enabled.

0, IPv4 multiplicator is disabled.

Example(s)

SOUR:DATA:TEL:ETH:STR:SOUR:IP:MULT 1, ON

SOUR:DATA:TEL:ETH:STR:SOUR:IP:MULT? 1

Returns: 1

See Also

SOURce:DATA:TELecom:ETHernet:STReam:IPVersion:HOP:LIMit

:SOURce:DATA:TELecom:ETHernet:STReam:SOURce:IP:RANGe

Description

This command sets the IPv4 multiplicator range.

At *RST condition, this value is set to 0To127.

Navigation Path: Setup > Test Configurator > MAC/IP/UDP > IP > Source IP Multiplicator

Navigation Path: Setup > Test Configurator > Streams/Services > MAC/IP/UDP > IP > Source IP Multiplicator

Syntax

:SOURce:DATA:TELecom:ETHernet:STReam:SOURce:IP:RANGe <wsp><Stream>, <Range>

Parameter(s)

Stream:

The program data syntax for the first parameter is defined as a <DECIMAL NUMERIC PROGRAM DATA> element.

EtherSAM - Selects the service from 1 to 10.

Traffic Gen and Mon - Selects the stream from 1 to 16.

Range:

The program data syntax for the second parameter is defined as a <CHARACTER PROGRAM DATA> element.

Sets the range for IP multiplicator.

0T127: the range from 0 to 127.

1T128: the range from 1 to 128.

Response Syntax

<IPv4 Multiplicator Status>

Example(s)

SOUR:DATA:TEL:ETH:STR:SOUR:IP:MULT 1, ON

SOUR:DATA:TEL:ETH:STR:SOUR:IP:RANG 1, 1T128

SOUR:DATA:TEL:ETH:STR:SOUR:IP:RANG? 1

Returns: 1T128

See Also

SOURce:DATA:TELecom:ETHernet:PORT:GLOBal:IPVersion:PMASk?

:SOURce:DATA:TELecom:ETHernet:STReam:SOURce:IP:RANGe?

Description

This query returns the IPv4 multiplicator range.

At *RST condition, this value is set to 0To127.

Navigation Path: Setup > Test Configurator > MAC/IP/UDP > IP > Source IP Multiplicator

Navigation Path: Setup > Test Configurator > Streams/Services > MAC/IP/UDP > IP > Source IP Multiplicator

Syntax

:SOURce:DATA:TELecom:ETHernet:STReam:SOURce:IP:RANGe? <wsp><Stream>

Parameter(s)

Stream:

The program data syntax for the first parameter is defined as a <DECIMAL NUMERIC PROGRAM DATA> element.

EtherSAM - Selects the service from 1 to 10.

Traffic Gen and Mon - Selects the stream from 1 to 16.

Response Syntax

<Range>

Response(s)

Range:

The response data syntax for the first parameter is defined as a <CHARACTER RESPONSE DATA> element.

Returns the range for IPv4 multiplicator.

0T127, range from 1 to 128 is selected.

1T128, range from 0 to 127 is selected.

Example(s)

SOUR:DATA:TEL:ETH:STR:SOUR:IP:MULT 1, ON

SOUR:DATA:TEL:ETH:STR:SOUR:IP:RANG 1, 1T128

SOUR:DATA:TEL:ETH:STR:SOUR:IP:RANG? 1

Returns: 1T128

See Also

SOURce:DATA:TELecom:ETHernet:PORT:GLOBal:IPVersion:PMASk

:SOURce:DATA:TELecom:ETHernet:STReam:SOURce:IPVersion:MULTiplicat

Description

This command enables/disables the IPv6 multiplicator.

At *RST condition, this value is set to OFF.

Navigation Path: Setup > Test Configurator > MAC/IP/UDP > IPv6 > Source IP Multiplicator

Navigation Path: Setup > Test Configurator > Streams/Services > MAC/IP/UDP > IPv6 > Source IP Multiplicator

Syntax

:SOURce:DATA:TELecom:ETHernet:STReam:SOURce:IPVersion:MULTiplicat <wsp><Stream>, <Status>

Parameter(s)

Stream:

The program data syntax for the first parameter is defined as a <DECIMAL NUMERIC PROGRAM DATA> element.

EtherSAM - Selects the service from 1 to 10.

Traffic Gen and Mon - Selects the stream from 1 to 16.

Status:

The program data syntax for the second parameter is defined as a <BOOLEAN PROGRAM DATA> element.

Enables/disables:

ON: Enables

OFF: Disables

Response Syntax

<Range>

Example(s)

SOUR:DATA:TEL:ETH:STR:SOUR:IPV:MULT 1, ON

SOUR:DATA:TEL:ETH:STR:SOUR:IPV:MULT? 1

Returns: 1

See Also

SOURce:DATA:TELecom:ETHernet:IPv6:HOP:LIMit

:SOURce:DATA:TELecom:ETHernet:STReam:SOURce:IPVersion:MULTiplicat?

Description

This query returns the status of IPv6 multiplicator.

At *RST condition, this value is set to OFF.

Navigation Path: Setup > Test Configurator > MAC/IP/UDP > IPv6 > Source IP Multiplicator

Navigation Path: Setup > Test Configurator > Streams/Services > MAC/IP/UDP > IPv6 > Source IP Multiplicator

Syntax

:SOURce:DATA:TELecom:ETHernet:STReam:SOURce:IPVersion:MULTiplicat? <wsp><Stream>

Parameter(s)

Stream:

The program data syntax for the first parameter is defined as a <DECIMAL NUMERIC PROGRAM DATA> element.

EtherSAM - Selects the service from 1 to 10.

Traffic Gen and Mon - Selects the stream from 1 to 16.

Response Syntax

<Status>

Response(s)

Status:

The response data syntax for the first parameter is defined as a <BOOLEAN RESPONSE DATA> element.

Returns the status of IPv6 multiplicator.

1, IPv6 multiplicator is enabled.

0, IPv6 multiplicator is disabled.

Example(s)

SOUR:DATA:TEL:ETH:STR:SOUR:IPV:MULT 1, ON

SOUR:DATA:TEL:ETH:STR:SOUR:IPV:MULT? 1

Returns: 1

See Also

SOURce:DATA:TELecom:ETHernet:IPv6:HOP:LIMit?

:SOURce:DATA:TELecom:ETHernet:STReam:SOURce:IPVersion:RANGe

Description

This command sets the IPv6 multiplicator range.

At *RST condition, this value is set to 1TO128.

Navigation Path: Setup > Test Configurator > MAC/IP/UDP > IPv6 > Source IP Multiplicator

Navigation Path: Setup > Test Configurator > Streams/Services > MAC/IP/UDP > IPv6 > Source IP Multiplicator

Syntax

:SOURce:DATA:TELecom:ETHernet:STReam:SOURce:IPVersion:RANGe <wsp><Stream>, <Range>

Parameter(s)

Stream:

The program data syntax for the first parameter is defined as a <DECIMAL NUMERIC PROGRAM DATA> element.

EtherSAM - Selects the service from 1 to 10.

Traffic Gen and Mon - Selects the stream from 1 to 16.

Range:

The program data syntax for the second parameter is defined as a <CHARACTER PROGRAM DATA> element.

Sets the range for IPv6 multiplicator.

0T127: the range from 0T127.

1T128: the range from 1T128.

Response Syntax

<Status>

Example(s)

SOUR:DATA:TEL:ETH:STR:SOUR:IPV:MULT 1, ON

SOUR:DATA:TEL:ETH:STR:SOUR:IPV:RANG 1, 1T128

SOUR:DATA:TEL:ETH:STR:SOUR:IPV:RANG? 1

Returns: 1T128

See Also

SOURce:DATA:TELecom:ETHernet:PORT:GLOB:IPV:PMASk?

SOURce:DATA:TELecom:ETHernet:PORT:GLOB:IPV:MODE

:SOURce:DATA:TELecom:ETHernet:STReam:SOURce:IPVersion:RANGe?

Description

This query returns the IPv6 multiplicator range.

At *RST condition, this value is set to 1TO128.

Navigation Path: Setup > Test Configurator > MAC/IP/UDP > IPv6 > Source IP Multiplicator

Navigation Path: Setup > Test Configurator > Streams/Services > MAC/IP/UDP > IPv6 > Source IP Multiplicator

Syntax

:SOURce:DATA:TELecom:ETHernet:STReam:SOURce:IPVersion:RANGe? <wsp><Stream>

Parameter(s)

Stream:

The program data syntax for the first parameter is defined as a <DECIMAL NUMERIC PROGRAM DATA> element.

EtherSAM - Selects the service from 1 to 10.

Traffic Gen and Mon - Selects the stream from 1 to 16.

Response Syntax

<Range>

Response(s)

Range:

The response data syntax for the first parameter is defined as a <CHARACTER RESPONSE DATA> element.

Returns the range for IPv6 multiplicator.

1T128, range from 1T128 is selected.

0T127, range from 0T127 is selected.

Example(s)

SOUR:DATA:TEL:ETH:STR:SOUR:IPV:MULT 1, ON

SOUR:DATA:TEL:ETH:STR:SOUR:IPV:RANG 1, 1T128

SOUR:DATA:TEL:ETH:STR:SOUR:IPV:RANG? 1

Returns: 1T128

See Also

SOURce:DATA:TELecom:ETHernet:PORT:GLOB:IPV:PMASk

SOURce:DATA:TELecom:ETHernet:PORT:GLOB:IPV:MODE

:SOURce:DATA:TELecom:ETHernet:STReam:SOURce:MASK:IP

Description

This command sets the IPv4 subnet mask.

At *RST condition, this value is set to 255.255.0.0.

Navigation Path: BERT > Setup > Test Configurator > MAC/IP/UDP > IP > Subnet Mask

Navigation Path: Setup > Test Configurator > Streams/Services > MAC/IP/UDP > IP > Subnet Mask

Syntax

:SOURce:DATA:TELecom:ETHernet:STReam:SOURce:MASK:IP <wsp><Tgen>, <Mask>

Parameter(s)

Tgen:

The program data syntax for the first parameter is defined as a <DECIMAL NUMERIC PROGRAM DATA> element.

Selects the stream from 1 to 16.

Mask:

The program data syntax for the second parameter is defined as a <STRING PROGRAM DATA> element.

Sets the IP subnet mask in the form of a string.

Response Syntax

<Range>

Example(s)

SOUR:DATA:TEL:ETH:STR:SOUR:MASK:IP 1, 255.255.255.255

SOUR:DATA:TEL:ETH:STR:SOUR:MASK:IP? 1

Returns: 255.255.255.255

See Also

SOURce:DATA:TELecom:ETHernet:STReam:SOURce:MASK:IP?

SOURce:DATA:TELecom:ETHernet:STReam:DESTination:IP:GATeway:ADDRess

:SOURce:DATA:TELecom:ETHernet:STReam:SOURce:MASK:IP?

Description

This query returns the IPv4 subnet mask.

At *RST condition, this value is set to 255.255.0.0.

Navigation Path: BERT > Setup > Test Configurator > MAC/IP/UDP > IP > Subnet Mask

Navigation Path: Setup > Test Configurator > Streams/Services > MAC/IP/UDP > IP > Subnet Mask

Syntax

:SOURce:DATA:TELecom:ETHernet:STReam:SOURce:MASK:IP? <wsp><Tgen>

Parameter(s)

Tgen:

The program data syntax for the first parameter is defined as a <DECIMAL NUMERIC PROGRAM DATA> element.

Selects the stream from 1 to 16.

Response Syntax

<Address>

Response(s)

Address:

The response data syntax for the first parameter is defined as a <STRING RESPONSE DATA> element.

Returns the IP mask address in form of a string.

Example(s)

SOUR:DATA:TEL:ETH:STR:SOUR:MASK:IP 1, 255.255.255.255

SOUR:DATA:TEL:ETH:STR:SOUR:MASK:IP? 1

Returns: 255.255.255.255

See Also

SOURce:DATA:TELecom:ETHernet:STReam:SOURce:MASK:IP

SOURce:DATA:TELecom:ETHernet:STReam:DESTination:IP:GATeway:ADDRess

:SOURce:DATA:TELecom:ETHernet:STReam:SOURce:PORT

Description

This command sets the UDP source port number.

At *RST condition, this value is set to 49184.

Navigation Path: BERT > Setup > Test Configurator > MAC/IP/UDP > UDP > Source Port

Navigation Path: Setup > Test Configurator > Streams/Services > MAC/IP/UDP > UDP > Source Port

Syntax

:SOURce:DATA:TELecom:ETHernet:STReam:SOURce:PORT <wsp><Tgen>,[<Port>]

Parameter(s)

Tgen:

The program data syntax for the first parameter is defined as a <DECIMAL NUMERIC PROGRAM DATA> element.

Selects the stream from 1 to 16.

Port:

The program data syntax for the second parameter is defined as a <DECIMAL NUMERIC PROGRAM DATA> element.

Sets the UDP source port number. Choices are 0 to 65535.

MAXimum: Biggest supported value.

MINimum: Smallest supported value.

DEFault: Default value.

Response Syntax

<Address>

Example(s)

SOUR:DATA:TEL:ETH:STR:SOUR:PORT 1, 65500

SOUR:DATA:TEL:ETH:STR:SOUR:PORT? 1

Returns: 65500

See Also

SOURce:DATA:TELecom:ETHernet:STReam:SOURce:PORT?

SOURce:DATA:TELecom:ETHernet:STReam:DESTination:PORT

:SOURce:DATA:TELecom:ETHernet:STReam:SOURce:PORT:TCP

Description

This command sets the TCP source port number.

At *RST condition, this value is set to 49184.

Navigation Path: Setup > Test CONFig Bert > MAC/IP/UDP > TCP > Source Port

Navigation Path: Setup > Test Configurator > Streams/Services > MAC/IP/UDP > TCP > Source Port

Syntax

:SOURce:DATA:TELecom:ETHernet:STReam:SOURce:PORT:TCP <wsp><Tgen>,[<Port>]

Parameter(s)

Tgen:

The program data syntax for the first parameter is defined as a <DECIMAL NUMERIC PROGRAM DATA> element.

Selects the stream from 1 to 16.

Port:

The program data syntax for the second parameter is defined as a <DECIMAL NUMERIC PROGRAM DATA> element.

Sets the port number.

MAXimum: Biggest supported value.

MINimum: Smallest supported value.

DEFault: Default value.

Response Syntax

<Address>

Example(s)

SOUR:DATA:TEL:ETH:STR:SOUR:PORT:TCP 1, 65500

SOUR:DATA:TEL:ETH:STR:SOUR:PORT:TCP? 1

Returns: 65500

See Also

SOURce:DATA:TELecom:ETHernet:STReam:SOURce:PORT:TCP?

:SOURce:DATA:TELecom:ETHernet:STReam:SOURce:PORT:TCP?

Description

This query returns the TCP source port number.

At *RST condition, this value is set to 49184.

Navigation Path: Setup > Test CONFig Bert > MAC/IP/UDP > TCP > Source Port

Navigation Path: Setup > Test Configurator > Streams/Services > MAC/IP/UDP > TCP > Source Port

Syntax

:SOURce:DATA:TELecom:ETHernet:STReam:SOURce:PORT:TCP? <wsp><Tgen>,[<Port>]

Parameter(s)

Tgen:

The program data syntax for the first parameter is defined as a <DECIMAL NUMERIC PROGRAM DATA> element.

Selects the stream from 1 to 16.

Port:

The program data syntax for the second parameter is defined as a <CHARACTER PROGRAM DATA> element.

This parameter is optional. If no token is specified, the current value is returned.

MAXimum: Biggest supported value.

MINimum: Smallest supported value.

DEFault: Default value.

Response Syntax

<Address>

Response(s)

Address:

The response data syntax for the first parameter is defined as a <NR1 NUMERIC RESPONSE DATA> element.

Returns the source port number for the selected stream.

Example(s)

SOUR:DATA:TEL:ETH:STR:SOUR:PORT:TCP 1, 65500

SOUR:DATA:TEL:ETH:STR:SOUR:PORT:TCP? 1

Returns: 65500

See Also

SOURce:DATA:TELecom:ETHernet:STReam:SOURce:PORT:TCP

:SOURce:DATA:TELecom:ETHernet:STReam:SOURce:PORT?

Description

This query returns the UDP source port number.

At *RST condition, this value is set to 49184.

Navigation Path: BERT > Setup > Test Configurator > MAC/IP/UDP > UDP > Source Port

Navigation Path: Setup > Test Configurator > Streams/Services > MAC/IP/UDP > UDP > Source Port

Syntax

:SOURce:DATA:TELecom:ETHernet:STReam:SOURce:PORT? <wsp><Tgen>,[<Port>]

Parameter(s)

Tgen:

The program data syntax for the first parameter is defined as a <DECIMAL NUMERIC PROGRAM DATA> element.

Selects the stream from 1 to 16.

Port:

The program data syntax for the second parameter is defined as a <CHARACTER PROGRAM DATA> element.

This parameter is optional. If no token is specified, the current value is returned.

MAXimum: Biggest supported value.

MINimum: Smallest supported value.

DEFault: Default value.

Response Syntax

<Address>

Response(s)

Address:

The response data syntax for the first parameter is defined as a <NR1 NUMERIC RESPONSE DATA> element.

Returns the UDP source port number for the selected stream.

Example(s)

SOUR:DATA:TEL:ETH:STR:SOUR:PORT 1, 65500

SOUR:DATA:TEL:ETH:STR:SOUR:PORT? 1

Returns: 65500

See Also

SOURce:DATA:TELecom:ETHernet:STReam:SOURce:PORT

SOURce:DATA:TELecom:ETHernet:STReam:DESTination:PORT:TCP?

:SOURce:DATA:TELecom:ETHernet:STReam:VLAN:ID

Description

This command sets the Virtual Local Area Network (VLAN) Identification (ID) of the stream.

At *RST condition, this value is set to 2.

Navigation Path: BERT > Setup > Test Configurator > MAC/IP/UDP > VLAN > VLAN ID

Navigation Path: Setup > Test Configurator > Streams/Services > MAC/IP/UDP > VLAN > VLAN ID

Syntax

:SOURce:DATA:TELecom:ETHernet:STReam:VLAN:ID <wsp><Number>, <Stacked>, <ID>

Parameter(s)

Number:

The program data syntax for the first parameter is defined as a <DECIMAL NUMERIC PROGRAM DATA> element.

Depending on the test application, selects a number as follows:

- 1 to 16 Streams for Traffic Gen & Mon

- 1 to 10 Services for EtherSAM

Stacked:

The program data syntax for the second parameter is defined as a <DECIMAL NUMERIC PROGRAM DATA> element.

Select the Virtual Local Area Network (VLAN) stacked.

The value for stacked is set to 1 only.

ID:

The program data syntax for the third parameter is defined as a <DECIMAL NUMERIC PROGRAM DATA> element.

Sets the Virtual Local Area Network (VLAN) ID of the stream. Choices are 0 to 4095.

MAXimum: Biggest supported value.

MINimum: Smallest supported value.

DEFault: Default value.

Response Syntax

<Address>

Example(s)

SOUR:DATA:TEL:ETH:STR:VLAN 1, ON

SOUR:DATA:TEL:ETH:STR:VLAN:ID 1, 1, 50

SOUR:DATA:TEL:ETH:STR:VLAN:ID? 1, 1

Returns: 50

See Also

SOURce:DATA:TELecom:ETHernet:STReam:VLAN

SOURce:DATA:TELecom:ETHernet:STReam:VLAN:ID?

:SOURce:DATA:TELecom:ETHernet:STReam:VLAN:ID:ELIGible bit

Description

This command enables/disables the Virtual Local Area Network (VLAN) Identification (ID) eligible bit.

At *RST condition, this value is set to OFF.

Navigation Path: BERT > Setup > Test Configurator > MAC/IP/UDP > VLAN > Drop Eligible

Navigation Path: Setup > Test Configurator > Streams/Services > MAC/IP/UDP > VLAN > Drop Eligible

Syntax

:SOURce:DATA:TELecom:ETHernet:STReam:VLAN:ID:ELIGiblebit <wsp><Number>, <Stacked>,[<Set>]

Parameter(s)

Number:

The program data syntax for the first parameter is defined as a <DECIMAL NUMERIC PROGRAM DATA> element.

Depending on the test application, selects a number as follows:

- 1 to 16 Streams for Traffic Gen & Mon

- 1 to 10 Services for EtherSAM

Stacked:

The program data syntax for the second parameter is defined as a <DECIMAL NUMERIC PROGRAM DATA> element.

Selects the Virtual Local Area Network (VLAN) stacked.

Set:

The program data syntax for the third parameter is defined as a <BOOLEAN PROGRAM DATA> element.

enables/disables the eligible bit for the specific VLAN (Virtual Local Area Network) ID (Identification).

ON,Enables the eligible bit for the specific VLAN (Virtual Local Area Network) ID (Identification).

OFF,Disables the eligible bit for the specific VLAN (Virtual Local Area Network) ID (Identification).

:SOURce:DATA:TELecom:ETHernet:STReam:VLAN:ID:ELIGible bit

Response Syntax	<Address>
Example(s)	SOUR:DATA:TEL:ETH:STR:VLAN 1, ON SOUR:DATA:TEL:ETH:STR:VLAN:ID:ELIG 1, 1, ON SOUR:DATA:TEL:ETH:STR:VLAN:ID:ELIG? 1, 1 Returns: 1
See Also	SOURce:DATA:TELecom:ETHernet:STReam:VLAN SOURce:DATA:TELecom:ETHernet:STReam:VLAN:TYPE SOURce:DATA:TELecom:ETHernet:STReam:VLAN:ID:ELIGiblebit?

:SOURce:DATA:TELecom:ETHernet:STReam:VLAN:ID:ELIGiblebit?

Description

This query returns the status of Virtual Local Area Network (VLAN) Identification (ID) eligible bit.

At *RST condition, this value is set to OFF.

Navigation Path: BERT > Setup > Test Configurator > MAC/IP/UDP > VLAN > Drop Eligible

Navigation Path: Setup > Test Configurator > Streams/Services > MAC/IP/UDP > VLAN > Drop Eligible

Syntax

:SOURce:DATA:TELecom:ETHernet:STReam:VLAN:ID:ELIGiblebit? <wsp><Number>, <Stacked>

Parameter(s)

Number:

The program data syntax for the first parameter is defined as a <DECIMAL NUMERIC PROGRAM DATA> element.

Depending on the test application, selects a number as follows:

- 1 to 16 Streams for Traffic Gen & Mon

- 1 to 10 Services for EtherSAM

Stacked:

The program data syntax for the second parameter is defined as a <DECIMAL NUMERIC PROGRAM DATA> element.

Selects the Virtual Local Area Network (VLAN) stacked.

Response Syntax

<Set>

:SOURce:DATA:TELecom:ETHernet:STReam:VLAN:ID:ELIGible bit?

Response(s)

Set:

The response data syntax for the first parameter is defined as a <BOOLEAN RESPONSE DATA> element.

Returns the status of the Virtual Local Area Network (VLAN) ID eligible bit.

1, Virtual Local Area Network (VLAN) ID eligible bit is enabled.

0, Virtual Local Area Network (VLAN) ID eligible bit is disabled.

Example(s)

SOUR:DATA:TEL:ETH:STR:VLAN 1, ON

SOUR:DATA:TEL:ETH:STR:VLAN:ID:ELIG 1, 1, ON

SOUR:DATA:TEL:ETH:STR:VLAN:ID:ELIG? 1, 1

Returns: 1

See Also

SOURce:DATA:TELecom:ETHernet:STReam:VLAN

SOURce:DATA:TELecom:ETHernet:STReam:VLAN:TYPE

SOURce:DATA:TELecom:ETHernet:STReam:VLAN:ID:ELIGiblebit

:SOURce:DATA:TELecom:ETHernet:STReam:VLAN:ID?

Description

This query returns the Virtual Local Area Network (VLAN) Identification (ID) of the stream.

At *RST condition, this value is set to 2.

Navigation Path: BERT > Setup > Test Configurator > MAC/IP/UDP > VLAN > VLAN ID

Navigation Path: Setup > Test Configurator > Streams/Services > MAC/IP/UDP > VLAN > VLAN ID

Syntax

:SOURce:DATA:TELecom:ETHernet:STReam:VLAN:ID? <wsp><Number>, <ID>,[<Value>]

Parameter(s)

Number:

The program data syntax for the first parameter is defined as a <DECIMAL NUMERIC PROGRAM DATA> element.

Depending on the test application, selects a number as follows:

- 1 to 16 Streams for Traffic Gen & Mon

- 1 to 10 Services for EtherSAM

ID:

The program data syntax for the second parameter is defined as a <DECIMAL NUMERIC PROGRAM DATA> element.

Selects the Virtual Local Area Network (VLAN) stacked.

The value for stacked is set to 1 only.

Value:

The program data syntax for the third parameter is defined as a <CHARACTER PROGRAM DATA> element.

This parameter is optional. If no token is specified, the current value is returned.

MAXimum: Biggest supported value.

MINimum: Smallest supported value.

DEFault: Default value.

Response Syntax

<VLAN ID>

:SOURce:DATA:TELecom:ETHernet:STReam:VLAN:ID?

Response(s)

VLAN ID:

The response data syntax for the first parameter is defined as a <NR1 NUMERIC RESPONSE DATA> element.

Returns the Virtual Local Area Network (VLAN) ID of the stream.

Example(s)

SOUR:DATA:TEL:ETH:STR:VLAN 1, ON

SOUR:DATA:TEL:ETH:STR:VLAN:ID 1, 1, 50

SOUR:DATA:TEL:ETH:STR:VLAN:ID? 1, 1

Returns: 50

See Also

SOURce:DATA:TELecom:ETHernet:STReam:VLAN

SOURce:DATA:TELecom:ETHernet:STReam:VLAN:ID

:SOURce:DATA:TELecom:ETHernet:STReam:VLAN:PRIority

Description

This command sets the Virtual Local Area Network (VLAN) user priority.

At *RST condition, this value is set to 0.

Navigation Path: BERT > Setup > Test Configurator > MAC/IP/UDP > VLAN > Priority

Navigation Path: Setup > Test Configurator > Streams/Services > MAC/IP/UDP > VLAN > Priority

Syntax

:SOURce:DATA:TELecom:ETHernet:STReam:VLAN:PRIority <wsp><Number>, <Stacked>, <Priority>

Parameter(s)

Number:

The program data syntax for the first parameter is defined as a <DECIMAL NUMERIC PROGRAM DATA> element.

Depending on the test application, selects a number as follows:

- 1 to 16 Streams for Traffic Gen & Mon

- 1 to 10 Services for EtherSAM

Stacked:

The program data syntax for the second parameter is defined as a <DECIMAL NUMERIC PROGRAM DATA> element.

Select the Virtual Local Area Network (VLAN) stacked.

The value for stacked is set to 1 only.

Priority:

The program data syntax for the third parameter is defined as a <DECIMAL NUMERIC PROGRAM DATA> element.

Sets the Virtual Local Area Network (VLAN) user priority.

MAXimum: Biggest supported value.

MINimum: Smallest supported value.

DEFault: Default value.

Response Syntax

<VLAN ID>

Example(s)

SOUR:DATA:TEL:ETH:STR:VLAN 1, ON

SOUR:DATA:TEL:ETH:STR:VLAN:PRI 1, 1, 5

SOUR:DATA:TEL:ETH:STR:VLAN:PRI? 1, 1

Returns: 5

See Also

SOURce:DATA:TELecom:ETHernet:STReam:VLAN

SOURce:DATA:TELecom:ETHernet:STReam:VLAN:PRIority?

:SOURce:DATA:TELecom:ETHernet:STReam:VLAN:PRIority?

Description

This query returns the Virtual Local Area Network (VLAN) user priority.

At *RST condition, this value is set to 0.

Navigation Path: BERT > Setup > Test Configurator > MAC/IP/UDP > VLAN > Priority

Navigation Path: Setup > Test Configurator > Streams/Services > MAC/IP/UDP > VLAN > Priority

Syntax

:SOURce:DATA:TELecom:ETHernet:STReam:VLAN:PRIority? <wsp><Number>, <Stacked>,[<Value>]

Parameter(s)

Number:

The program data syntax for the first parameter is defined as a <DECIMAL NUMERIC PROGRAM DATA> element.

Depending on the test application, selects a number as follows:

- 1 to 16 Streams for Traffic Gen & Mon

- 1 to 10 Services for EtherSAM

Stacked:

The program data syntax for the second parameter is defined as a <DECIMAL NUMERIC PROGRAM DATA> element.

Select the Virtual Local Area Network (VLAN) stacked.

The value for stacked is set to 1 only.

Value:

The program data syntax for the third parameter is defined as a <CHARACTER PROGRAM DATA> element.

This parameter is optional. If no token is specified, the current value is returned.

MAXimum: Biggest supported value.

MINimum: Smallest supported value.

DEFault: Default value.

Response Syntax

<Priority>

:SOURce:DATA:TELecom:ETHernet:STReam:VLAN:PRIority?

Response(s)

Priority:

The response data syntax for the first parameter is defined as a <NR1 NUMERIC RESPONSE DATA> element.

Returns the Virtual Local Area Network (VLAN) user priority.

Example(s)

SOUR:DATA:TEL:ETH:STR:VLAN 1, ON

SOUR:DATA:TEL:ETH:STR:VLAN:PRI 1, 1, 5

SOUR:DATA:TEL:ETH:STR:VLAN:PRI? 1, 1

Returns: 5

See Also

SOURce:DATA:TELecom:ETHernet:STReam:VLAN

SOURce:DATA:TELecom:ETHernet:STReam:VLAN:PRIority

:SOURce:DATA:TELecom:ETHernet:STReam:VLAN:TYPE

Description

This command selects the type of Virtual Local Area Network (VLAN).

At *RST condition, this value is set to device-dependent.

Navigation Path: BERT > Setup > Test Configurator > MAC/IP/UDP > VLAN > Type

Navigation Path: Setup > Test Configurator > Streams/Services > MAC/IP/UDP > VLAN > Type

Syntax

:SOURce:DATA:TELecom:ETHernet:STReam:VLAN:TYPE <wsp><Number>, <Stacked>, <Vtype>

Parameter(s)

Number:

The program data syntax for the first parameter is defined as a <DECIMAL NUMERIC PROGRAM DATA> element.

Depending on the test application, selects a number as follows:

- 1 to 16 Streams for Traffic Gen & Mon

- 1 to 10 Services for EtherSAM

Stacked:

The program data syntax for the second parameter is defined as a <DECIMAL NUMERIC PROGRAM DATA> element.

Selects the VLAN stacked.

Vtype:

The program data syntax for the third parameter is defined as a <CHARACTER PROGRAM DATA> element.

Selects the VLAN type.

V8100: VLAN type 8100.

V88A8: VLAN type 88A8.

V9100: VLAN type 9100.

V9200: VLAN type 9200.

V9300: VLAN type 9300.

:SOURce:DATA:TELecom:ETHernet:STReam:VLAN:TYPE

Response Syntax	<Priority>
Example(s)	SOUR:DATA:TEL:ETH:STR:VLAN 1, ON SOUR:DATA:TEL:ETH:STR:VLAN:STAC 1, 3 SOUR:DATA:TEL:ETH:STR:VLAN:TYPE 1, 1, V9100 SOUR:DATA:TEL:ETH:STR:VLAN:TYPE? 1, 3 Returns: V9100
See Also	SOURce:DATA:TELecom:ETHernet:STReam:VLAN SOURce:DATA:TELecom:ETHernet:STReam:VLAN:STACked SOURce:DATA:TELecom:ETHernet:STReam:VLAN:TYPE?

:SOURce:DATA:TELecom:ETHernet:STReam:VLAN:TYPE?

Description

This query returns the type of the Virtual Local Area Network (VLAN).

At *RST condition, this value is set to device-dependent.

Navigation Path: BERT > Setup > Test Configurator > MAC/IP/UDP > VLAN > Type

Navigation Path: Setup > Test Configurator > Streams/Services > MAC/IP/UDP > VLAN > Type

Syntax

:SOURce:DATA:TELecom:ETHernet:STReam:VLAN:TYPE? <wsp><Number>, <Stacked>

Parameter(s)

Number:

The program data syntax for the first parameter is defined as a <DECIMAL NUMERIC PROGRAM DATA> element.

Depending on the test application, selects a number as follows:

- 1 to 16 Streams for Traffic Gen & Mon

- 1 to 10 Services for EtherSAM

Stacked:

The program data syntax for the second parameter is defined as a <DECIMAL NUMERIC PROGRAM DATA> element.

Selects the VLAN stacked.

Response Syntax

<Vtype>

:SOURce:DATA:TELecom:ETHernet:STReam:VLAN:TYPE?

Response(s)

Vtype:

The response data syntax for the first parameter is defined as a <CHARACTER RESPONSE DATA> element.

Returns the type of the VLAN.

V8100, the VLAN type 8100 is selected.

V88A8, the VLAN type 88A8 is selected.

V9100, the VLAN type 9100 is selected.

V9200, the VLAN type 9200 is selected.

V9300, the VLAN type 9300 is selected.

Example(s)

SOUR:DATA:TEL:ETH:STR:VLAN 1, ON

SOUR:DATA:TEL:ETH:STR:VLAN:STAC 1, 3

SOUR:DATA:TEL:ETH:STR:VLAN:TYPE 1, 1, V9100

SOUR:DATA:TEL:ETH:STR:VLAN:TYPE? 1, 1

Returns: V9100

See Also

SOURce:DATA:TELecom:ETHernet:STReam:VLAN

SOURce:DATA:TELecom:ETHernet:STReam:VLAN:STACked

SOURce:DATA:TELecom:ETHernet:STReam:VLAN:TYPE

EtherBERT, FC BERT, BERT (CPRI), and Unframed BERT

:FETCh:DATA:TELecom:EOTN:ALARm:LINK?

Description

This query returns the current status of Transcoding (EoOTN) alarm.

At *RST condition, this value is device dependent.

Navigation Path: Setup > Test Configurator > LINK (Transcoding)

Syntax

:FETCh:DATA:TELecom:EOTN:ALARm:LINK? <wsp><Alarm>

Parameter(s)

Alarm:

The program data syntax for the first parameter is defined as a <CHARACTER PROGRAM DATA> element.

Selects the alarm type whose status is to be retrieved.

LOAML1027B

LOBL1027B

HIBER1027B: Hi-BER1027B

Response Syntax

<Status>

Response(s)

Status:

The response data syntax for the first parameter is defined as a <CHARACTER RESPONSE DATA> element.

Returns the history alarm status:

PRESENT: At least one alarm has occurred during the test.

ABSENT: No alarm has occurred during the test.

INACTIVE: No test result available.

Example(s)

FETC:DATA:TEL:EOTN:ALAR:LINK? LOBL1027B

See Also

FETCh:DATA:TELecom:PATTern:ALARm:SYNCh?

:FETCh:DATA:TELecom:ETHernet:EOTN:ALARm:LINK?

Description

This query returns the current status of Ethernet (EoOTN) alarm.

At *RST condition, this value is device dependent.

Navigation Path: Setup > Test Configurator > LINK (Ethernet)

Syntax

:FETCh:DATA:TELecom:ETHernet:EOTN:ALARm:LINK? <wsp><Alarm>

Parameter(s)

Alarm:

The program data syntax for the first parameter is defined as a <CHARACTER PROGRAM DATA> element.

Selects the alarm:

LDOWn: Link Down

LFAR: L Fault Rcd

LFAD: L Fault Det

RFAult: Remote Fault

Response Syntax

<Status>

Response(s)

Status:

The response data syntax for the first parameter is defined as a <CHARACTER RESPONSE DATA> element.

Returns the history alarm status:

PRESENT: At least one alarm has occurred during the test.

ABSENT: No alarm has occurred during the test.

INACTIVE: No test result available.

Example(s)

FETC:DATA:TEL:ETHernet:EOTN:ALAR:LINK? RFAULT

See Also

FETCh:DATA:TELecom:PATTern:ALARm:SYNCh?

:SENSe:DATA:TELecom:COUPled

Description

This command enables/disables the receiver coupling.

At *RST condition, this value is set to ON.

Navigation Path: Setup > Test Configurator > EtherBERT > Pattern - Coupled RX to TX

Syntax

:SENSe:DATA:TELecom:COUPled <wsp><Set>

Parameter(s)

Set:

The program data syntax for the first parameter is defined as a <BOOLEAN PROGRAM DATA> element.

enables/disables the receiver coupling.

ON: Enabled

OFF: Disabled

Response Syntax

<Status>

Example(s)

SENS:DATA:TEL:COUP ON

SENS:DATA:TEL:COUP?

Returns: 1

See Also

SENSe:DATA:TELecom:PATTern:RXP:STATus ON

:SENSe:DATA:TELecom:COUPled?

Description

This query returns the status of the receiver coupling.

At *RST condition, this value is set to ON.

Navigation Path: Setup > Test Configurator > EtherBERT > Pattern - Coupled RX to TX

Syntax

:SENSe:DATA:TELecom:COUPled?

Response Syntax

<Set>

Response(s)

Set:

The response data syntax for the first parameter is defined as a <BOOLEAN RESPONSE DATA> element.

Returns the coupled status of the receiver.

1, Coupled status is enabled.

0, Coupled status is disabled.

Example(s)

SENS:DATA:TEL:COUP ON

SENS:DATA:TEL:COUP?

Returns: 1

See Also

SENSe:DATA:TELecom:PATTern:RXP:STATus?

:SENSe:DATA:TELecom:FIBer:RTLatency:THReshold

Description

This command sets Round-Trip Latency Threshold in milliseconds.

At *RST, this value is set to 15.

Navigation Path: Setup > Test Configurator > FC BERT > Latency Tags Insertion - Round-Trip Latency Threshold

Syntax

:SENSe:DATA:TELecom:FIBer:RTLatency:THReshold <wsp><Threshold Value>

Parameter(s)

Threshold Value:

The program data syntax for the first parameter is defined as a <DECIMAL NUMERIC PROGRAM DATA> element.

Sets the threshold value.

MAXimum: Maximum.

MINimum: Minimum.

Response Syntax

<Set>

Example(s)

SOUR:DATA:TEL:FIB:STR:LAT ON

SOUR:DATA:TEL:FIB:STR:LAT:VERD ON

SENS:DATA:TEL:FIB:RTL:THR 800.55

See Also

SOURce:DATA:TELecom:FIBer:STReam:SIZE

:SENSe:DATA:TELecom:FIBer:RTLatency:THReshold?

Description

This query returns Round-Trip Latency Threshold in milliseconds.

At *RST, this value is set to 15.

Navigation Path: Setup > Test Configurator > FC BERT > Latency Tags Insertion - Round-Trip Latency Threshold

Syntax

:SENSe:DATA:TELecom:FIBer:RTLatency:THReshold?[<wsp><Threshold Value>]

Parameter(s)

Threshold Value:

The program data syntax for the first parameter is defined as a <CHARACTER PROGRAM DATA> element.

This parameter is optional. If unspecified, the current value is returned.

MAXimum: Maximum.

MINimum: Minimum.

Response Syntax

<Threshold>

Response(s)

Threshold:

The response data syntax for the first parameter is defined as a <NR2 NUMERIC RESPONSE DATA> element.

Returns the round trip latency threshold value.

Example(s)

SOUR:DATA:TEL:FIB:STR:LAT ON

SOUR:DATA:TEL:FIB:STR:LAT:VERD ON

SENS:DATA:TEL:FIB:RTL:THR 800.56

SENS:DATA:TEL:FIB:RTL:THR?

Returns: 800.56

See Also

SOURce:DATA:TELecom:FIBer:STReam:SIZE?

:SENSe:DATA:TELecom:PATTern:RXPanalysis:STATus

Description

This command sets the status of the RX Pattern Analysis.

At *RST condition, this value is set to ON.

Navigation Path: Setup > Test Configurator > EtherBERT > Pattern - No Pattern Analysis (Live)

Syntax

:SENSe:DATA:TELecom:PATTern:RXPanalysis:STATus <wsp><Set>

Parameter(s)

Set:

The program data syntax for the first parameter is defined as a <BOOLEAN PROGRAM DATA> element.

Sets the status of the RX Pattern Analysis.

ON: Enabled

OFF: Disabled

Response Syntax

<Threshold>

Example(s)

SENS:DATA:TEL:PATT:RXP:STAT ON

SENS:DATA:TEL:PATT:RXP:STAT?

Returns: 1

See Also

SENSe:DATA:TELecom:COUPled

:SENSe:DATA:TELecom:PATTern:RXPanalysis:STATus?

Description

This query returns the status of the RX Pattern Analysis.

At *RST condition, this value is set to ON.

Navigation Path: Setup > Test Configurator > EtherBERT > Pattern - No Pattern Analysis (Live)

Syntax

:SENSe:DATA:TELecom:PATTern:RXPanalysis:STATus?

Response Syntax

<Set>

Response(s)

Set:

The response data syntax for the first parameter is defined as a <BOOLEAN RESPONSE DATA> element.

Returns the pattern analysis status of the receiver.

1, RX Pattern Analysis is enabled.

0, RX Pattern Analysis is disabled.

Example(s)

SENS:DATA:TEL:PATT:RXP:STAT ON

SENS:DATA:TEL:PATT:RXP:STAT?

Returns: 1

See Also

SENSe:DATA:TELecom:COUPled?

:SENSe:DATA:TELecom:PATTern:TYPE

Description

This command selects test pattern type for the receiver.

At *RST condition, this value is set to PRBs2E31.

Navigation Path: Setup > Test Configurator > EtherBERT > Pattern - RX Pattern

Syntax

:SENSe:DATA:TELecom:PATTern:TYPE <wsp><Type>

:SENSe:DATA:TELecom:PATTern:TYPE

Parameter(s)

Type:

The program data syntax for the first parameter is defined as a <CHARACTER PROGRAM DATA> element.

Selects the pattern type for the receiver.

CJTPat: CJTPAT

CRPat: CRPAT

CSPat: CSPAT

DALY: DALY Pattern

LCRTpat: LCRTPAT

MULtipattern: Multi-Pattern

NCLient: NULL CLIENT

P0000: 0000 Pattern

P1010: 1010 Pattern

P1100: 1100 Pattern

P1111: 1111 Pattern

P1IN16: 1in16 (1:15)

P1IN8: 1in8 (1:7)

P2IN8: 2in8

P3IN24: 3in24

P55Octet: 55 Octet

PRBS2E11: PRBS11

PRBS2E15: PRBS15

PRBS2E20: PRBS20

PRBS2E23: PRBS23

PRBS2E31: PRBS31

PRBS2E9: PRBS9

PRBS31UNScrambled: PRBS31 Unscrambled

QRSS: QRSS Pattern

SCRTpat: SCRTPAT

SEEDA: Seed A

SEEDB: Seed B

UPATtern: User Defined

:SENSe:DATA:TELecom:PATTern:TYPE

Response Syntax	<Set>
Example(s)	SENS:DATA:TEL:PATT:TYPE PRBs2E15 SENS:DATA:TEL:PATT:TYPE? Returns: PRBs2E15
See Also	SENSe:DATA:TELecom:PATTern:TYPE?

:SENSe:DATA:TELecom:PATTern:TYPE:USER:VALue

Description

This command sets the receiver user pattern value for the specified index.

At *RST condition, this value is set to #H00000000.

Navigation Path: Setup > Test Configurator > EtherBERT > Pattern - RX Pattern - User Pattern

Syntax

:SENSe:DATA:TELecom:PATTern:TYPE:USER:VALue[<wsp><Value>]

Parameter(s)

Value:

The program data syntax for the first parameter is defined as a <NONDECIMAL NUMERIC PROGRAM DATA> element.

Sets the receiver user pattern value for the specified index.

MAXimum: Biggest supported value

MINimum: Smallest supported value

DEFault:Default value

Response Syntax

<Set>

Example(s)

SENS:DATA:TEL:PATT:TYPE:USER:VAL #H00000001

SENS:DATA:TEL:PATT:TYPE:USER:VAL?

Returns: 1

See Also

SENSe:DATA:TELecom:PATTern:TYPE

SENSe:DATA:TELecom:PATTern:TYPE:USER:VALue?

:SENSe:DATA:TELecom:PATTern:TYPE:USER:VALue?

Description

This query returns the receiver user pattern value for the specified index.

At *RST condition, this value is set to #H00000000.

Navigation Path: Setup > Test Configurator > EtherBERT > Pattern - RX Pattern - User Pattern

Syntax

:SENSe:DATA:TELecom:PATTern:TYPE:USER:VALue?[<wsp><Value>]

Parameter(s)

Value:

The program data syntax for the first parameter is defined as a <CHARACTER PROGRAM DATA> element.

This parameter is optional. If no token is specified, the current value is returned.

MAXimum: Biggest supported value

MINimum: Smallest supported value

DEFault:Default value

Response Syntax

<Value>

Response(s)

Value:

The response data syntax for the first parameter is defined as a <NR1 NUMERIC RESPONSE DATA> element.

Returns the user pattern value for the receiver.

Example(s)

SENS:DATA:TEL:PATT:TYPE:USER:VAL #H00000001

SENS:DATA:TEL:PATT:TYPE:USER:VAL?

Returns: 1

See Also

SENSe:DATA:TELecom:PATTern:TYPE

SENSe:DATA:TELecom:PATTern:TYPE:USER:VALue

:SENSe:DATA:TELecom:PATTern:TYPE?

Description	This query returns test pattern type for the receiver. At *RST condition, this value is set to PRBs2E31. Navigation Path: Setup > Test Configurator > EtherBERT > Pattern - RX Pattern
Syntax	:SENSe:DATA:TELecom:PATTern:TYPE?
Response Syntax	<Pattern>

:SENSe:DATA:TELecom:PATTern:TYPE?

Response(s)

Pattern:

The response data syntax for the first parameter is defined as a <CHARACTER RESPONSE DATA> element.

Returns the pattern type for the receiver.

PRBs2E9, pattern type PRBS9 is selected.

PRBs2E11, pattern type PRBS11 is selected.

PRBs2E15, pattern type PRBS15 is selected.

PRBs2E20, pattern type PRBS20 is selected.

PRBs2E23, pattern type PRBS23 is selected.

PRBs2E31, pattern type PRBS31 is selected.

UPATTERN, pattern type User Defined is selected.

NCLIENT, pattern type NCLIENT is selected.

PRBS31UNSCRAMBLED, pattern type PRBS31 Unscrambled is selected.

SEEDA, pattern type Seed A is selected.

SEEDB, pattern type Seed B is selected.

P1111, pattern type 1111 Pattern is selected.

P1100, pattern type 1100 Pattern is selected.

P1010, pattern type 1010 Pattern is selected.

P0000, pattern type 0000 Pattern is selected.

P1IN8, pattern type 1in8 (1:7) is selected.

P1IN16, pattern type 1in16 (1:15) is selected.

P2IN8, pattern type 2in8 is selected.

P3IN24, pattern type 3in24 is selected.

P55OCTET, pattern type 55 Octet is selected.

QRSS, pattern type QRSS is selected.

DALY, pattern type DALY is selected.

MULTIPATTERN, pattern type Multi-Pattern is selected.

Example(s)

SENS:DATA:TEL:PATT:TYPE PRBs2E15

SENS:DATA:TEL:PATT:TYPE?

Returns: PRBs2E15

See Also

SENSe:DATA:TELecom:PATTern:TYPE

:SENSe:DATA:TELecom:POLarity

Description

This command sets the polarity pattern of the receiver.

At *RST condition, this value is set to NINVerted.

Navigation Path: Setup > Test Configurator > EtherBERT > Pattern - RX Pattern - Invert

Syntax

:SENSe:DATA:TELecom:POLarity <wsp><Polarity>

Parameter(s)

Polarity:

The program data syntax for the first parameter is defined as a <CHARACTER PROGRAM DATA> element.

Selects the polarity pattern for the receiver.

NINVerted: Non-inverted.

INVerted: Inverted.

Response Syntax

<Pattern>

Example(s)

SENS:DATA:TEL:POL INV

SENS:DATA:TEL:POL?

Returns: INVerted

See Also

SENSe:DATA:TELecom:PATTern:TYPE

SENSe:DATA:TELecom:PATTern:POLarity?

:SENSe:DATA:TELecom:POLarity?

Description

This query returns the polarity pattern of the receiver.

At *RST condition, this value is set to NINVerted.

Navigation Path: Setup > Test Configurator > EtherBERT > Pattern - RX Pattern - Invert

Syntax

:SENSe:DATA:TELecom:POLarity?

Response Syntax

<Polarity>

Response(s)

Polarity:

The response data syntax for the first parameter is defined as a <CHARACTER RESPONSE DATA> element.

Returns the polarity pattern of the receiver.

NINVERTED, priority as non-inverted is selected.

INVERTED, priority as inverted is selected.

Example(s)

SENS:DATA:TEL:POL INV

SENS:DATA:TEL:POL?

Returns: INVerted

See Also

SENSe:DATA:TELecom:PATTern:TYPE

SENSe]:DATA:TELecom:PATTern:POLarity

:SENSe:DATA:TELecom:SDT:DT

Description

This command selects the Debounce Time (ms).

At *RST condition, this value is set to 0.

Navigation Path: Setup > Test Configurator > EtherBERT > Service Disruption - Debounce Time

Syntax

:SENSe:DATA:TELecom:SDT:DT <wsp><Time>

Parameter(s)

Time:

The program data syntax for the first parameter is defined as a <DECIMAL NUMERIC PROGRAM DATA> element.

Selects the debounce time.

Choices are from 0 ms to 500 ms.

MAXimum: Biggest supported value

MINimum: Smallest supported value

DEFault: Default value

Response Syntax

<Polarity>

Example(s)

SENS:DATA:TEL:SDT:DT 20

See Also

SENSe:DATA:TELecom:SDT:NTTime

:SENSe:DATA:TELecom:SDT:DT?

Description

This query returns the debounce time (ms).

At *RST condition, this value is set to 0.

Navigation Path: Setup > Test Configurator > EtherBERT > Service Disruption - Debounce Time.

Syntax

:SENSe:DATA:TELecom:SDT:DT?[<wsp><Debounce Time>]

Parameter(s)

Debounce Time:

The program data syntax for the first parameter is defined as a <CHARACTER PROGRAM DATA> element.

This parameter is optionnal.

If no token is specified, the current debounce time is returned.

MAXimum: Biggest supported value.

MINimum: Smallest supported value.

DEFault: Default value.

Response Syntax

<Time>

Response(s)

Time:

The response data syntax for the first parameter is defined as a <NR2 NUMERIC RESPONSE DATA> element.

Returns the debounce time.

Example(s)

SENS:DATA:TEL:SDT:DT?

See Also

SENSe:DATA:TELecom:SDT:NTTime?

:SENSe:DATA:TELecom:SDT:NTTime

Description

This command selects the no Traffic time(ms) without any Traffic before stopping SDT measurement.

At *RST condition, this value is set to 50.

Navigation Path: Setup > Test Configurator > EtherBERT > Service disruption - No Traffic Time

Syntax

:SENSe:DATA:TELecom:SDT:NTTime <wsp><Time>

Parameter(s)

Time:

The program data syntax for the first parameter is defined as a <DECIMAL NUMERIC PROGRAM DATA> element.

Selects the no traffic time without any traffic before stopping SDT measurement.

Choices are from 0.005ms to 1000 ms.

MAXimum: Biggest supported value

MINimum: Smallest supported value

DEFault: Default value

Response Syntax

<Time>

Example(s)

SENS:DATA:TEL:SDT:NTT 18

SENS:DATA:TEL:SDT:NTT?

Returns: 18

See Also

SENSe:DATA:TELecom:SDT:SONet:LAYer:TYPE

:SENSe:DATA:TELecom:SDT:NTTime?

Description

This query returns the no traffic time(ms) without any traffic before stopping SDT measurement.

At *RST condition, this value is set to 10000.

Navigation Path: Setup > Test Configurator > EtherBERT > Service disruption - No Traffic Time

Syntax

:SENSe:DATA:TELecom:SDT:NTTime?[<wsp><No Traffic Time>]

Parameter(s)

No Traffic Time:

The program data syntax for the first parameter is defined as a <CHARACTER PROGRAM DATA> element.

This parameter is optional.

If no token is specified, the current no traffic time without any traffic is returned.

MAXimum: Biggest supported value

MINimum: Smallest supported value

DEFault: Default value

Response Syntax

<Time>

Response(s)

Time:

The response data syntax for the first parameter is defined as a <NR2 NUMERIC RESPONSE DATA> element.

Returns the no traffic time without any traffic before stopping SDT measurement.

Example(s)

SENS:DATA:TEL:SDT:NTT 200

SENS:DATA:TEL:SDT:NTT?

Returns: 200

See Also

SENSe:DATA:TELecom:SDT:SONet:LAYer:TYPE?

:SENSe:DATA:TELecom:UPRBs:PATTern:GLOBal:ALL

Description

This command selects all lanes for further configuration.

At *RST condition, this value is set to OFF.

Navigation Path: Setup > Test Configurator > Unframed BERT > Pattern - All Lanes

Syntax

:SENSe:DATA:TELecom:UPRBs:PATTern:GLOBal:ALL <wsp><Status>

Parameter(s)

Status:

The program data syntax for the first parameter is defined as a <BOOLEAN PROGRAM DATA> element.

Selects all receiver lanes.

ON: Selects all lanes

OFF: Unselects all lanes

Response Syntax

<Time>

Example(s)

SENS:DATA:TEL:UPRB:PATT:GLOB:ALL OFF

SENS:DATA:TEL:UPRB:PATT:GLOB:ALL?

Returns: 0

See Also

SENSe:DATA:TELecom:COUPled?

:SENSe:DATA:TELecom:UPRBs:PATTern:GLOBal:ALL?

Description

This query returns the status of all lanes for further configuration.

At *RST condition, this value is set to NINVerted.

Navigation Path: Setup > Test Configurator > Unframed BERT > Pattern - All Lanes

Syntax

:SENSe:DATA:TELecom:UPRBs:PATTern:GLOBal:ALL?

Response Syntax

<Set>

Response(s)

Set:

The response data syntax for the first parameter is defined as a <BOOLEAN RESPONSE DATA> element.

Returns the status of all lanes of the receiver.

1, All lanes of the receiver status is enabled.

0, All lanes of the receiver status is disabled.

Example(s)

SENS:DATA:TEL:UPRB:PATT:GLOB:ALL ON

SENS:DATA:TEL:UPRB:PATT:GLOB:ALL?

Returns: 1

See Also

SENSe:DATA:TELecom:COUPled

:SENSe:DATA:TELecom:UPRBs:PATTern:GLOBal:COUPled

Description

This command sets the global pattern for the coupled status for the receiver.

At *RST condition, this value is set to OFF.

Navigation Path: Setup > Test Configurator > Unframed BERT > Pattern - Coupled RX to TX

Syntax

:SENSe:DATA:TELecom:UPRBs:PATTern:GLOBal:COUPled <wsp><Status>

Parameter(s)

Status:

The program data syntax for the first parameter is defined as a <BOOLEAN PROGRAM DATA> element.

Enables/disables:

ON: Enables

OFF: Disables

Response Syntax

<Set>

Example(s)

SENS:DATA:TEL:UPRB:PATT:GLOB:COUP ON

SENS:DATA:TEL:UPRB:PATT:GLOB:COUP?

Returns: 1

See Also

SENSe:DATA:TELecom:UPRBs:PATTern:GLOBal:ALL?

:SENSe:DATA:TELecom:UPRBs:PATTern:GLOBal:COUPled?

Description	This query returns the global pattern for the coupled status for the receiver. At *RST condition, this value is set to OFF. Navigation Path: Setup > Test Configurator > Unframed BERT > Pattern - Coupled RX to TX
Syntax	:SENSe:DATA:TELecom:UPRBs:PATTern:GLOBal:COUPled?
Response Syntax	<Set>
Response(s)	**Set**: The response data syntax for the first parameter is defined as a <BOOLEAN RESPONSE DATA> element. Returns the coupled status of the receiver. 1, coupled status of the receiver is enabled. 0, coupled status of the receiver is disabled.
Example(s)	SENS:DATA:TEL:UPRB:PATT:GLOB:COUP?
See Also	SENSe:DATA:TELecom:UPRBs:PATTern:GLOBal:ALL

:SENSe:DATA:TELecom:UPRBs:PATTern:GLOBal:POLarity:RX

Description

This command sets the global Invert pattern for the receiver.

At *RST condition, this value is set to NINVerted.

Navigation Path: Setup > Test Configurator > Unframed BERT > Pattern - RX Pattern - Invert

Syntax

:SENSe:DATA:TELecom:UPRBs:PATTern:GLOBal:POLarity:RX <wsp><Error>

Parameter(s)

Error:

The program data syntax for the first parameter is defined as a <CHARACTER PROGRAM DATA> element.

Selects the polarity for the receiver.

NINVerted: Non-Inverted

INVerted: Inverted

Response Syntax

<Set>

Example(s)

SENS:DATA:TEL:UPRB:PATT:GLOB:POL:RX INV

SENS:DATA:TEL:UPRB:PATT:GLOB:POL:RX?

Returns: INVerted

See Also

SENSe:DATA:TELecom:UPRBs:PATTern:GLOBal:PRBS:TYPE:RX?

:SENSe:DATA:TELecom:UPRBs:PATTern:GLOBal:POLarity:RX?

Description

This query returns the global Invert pattern for the receiver.

At *RST condition, this value is set to NINVerted.

Navigation Path: Setup > Test Configurator > Unframed BERT > Pattern - RX Pattern - Invert

Syntax

:SENSe:DATA:TELecom:UPRBs:PATTern:GLOBal:POLarity:RX?

Response Syntax

<Pattern>

Response(s)

Pattern:

The response data syntax for the first parameter is defined as a <CHARACTER RESPONSE DATA> element.

Returns the polarity type of the transmitter.

NINverted, indicates Non-Inverted as the polarity.

INVerted, indicates Inverted as the polarity.

Example(s)

SENS:DATA:TEL:UPRB:PATT:GLOB:POL:RX INV

SENS:DATA:TEL:UPRB:PATT:GLOB:POL:RX?

Returns: INVerted

See Also

SENSe:DATA:TELecom:UPRBs:PATTern:GLOBal:PRBS:TYPE:RX

:SENSe:DATA:TELecom:UPRBs:PATTern:GLOBal:PRBS:TYPE:RX

Description

This command sets the global test pattern type for the receiver.

At *RST condition, this value is set to PRBs2E23.

Navigation Path: Setup > Test Configurator > Unframed BERT > Pattern - RX Pattern

Syntax

:SENSe:DATA:TELecom:UPRBs:PATTern:GLOBal:PRBS:TYPE:RX <wsp><Type>

Parameter(s)

Type:

The program data syntax for the first parameter is defined as a <CHARACTER PROGRAM DATA> element.

Selects the test pattern for the receiver.

PRBS2E9: PRBS 2 ^ 9-1.

PRBS2E11: PRBS 2 ^ 11-1.

PRBS2E15: PRBS 2 ^ 15-1.

PRBS2E20: PRBS 2 ^ 20-1.

PRBS2E23: PRBS 2 ^ 23-1.

PRBS2E31: PRBS 2 ^ 31-1.

PSWAVE1: PSWAVE1.

PSWAVE2: PSWAVE2.

PSWAVE4: PSWAVE4.

PSWAVE8:PSWAVE8.

PSWAVE16: PSWAVE16.

PRBS31Q: PRBS31Q,

PRBS13Q: PRBS13Q,

SSPRQ: SSPRQ,

UPATtern: User Pattern

Response Syntax

<Pattern>

Example(s)

SENS:DATA:TEL:UPRB:PATT:GLOB:PRBS:TYPE:RX PRBs2E31

SENS:DATA:TEL:UPRB:PATT:GLOB:PRBS:TYPE:RX?

Returns: PRBs2E31

See Also

SENSe:DATA:TELecom:UPRBs:PATTern:GLOBal:PRBS:TYPE:RX?

:SENSe:DATA:TELecom:UPRBs:PATTern:GLOBal:PRBS:TYPE:RX?

Description

This query returns the global test pattern type for the receiver.

At *RST condition, this value is set to PRBs2E23.

Navigation Path: Setup > Test Configurator > Unframed BERT > Pattern - RX Pattern

Syntax

:SENSe:DATA:TELecom:UPRBs:PATTern:GLOBal:PRBS:TYPE:RX?

Response Syntax

<Pattern>

Response(s)

Pattern:

The response data syntax for the first parameter is defined as a <CHARACTER RESPONSE DATA> element.

Returns the test pattern for the Receiver.

PRBs2E9, PRBS 2^9-1 is selected.

PRBs2E11, PRBS 2^11-1 is selected.

PRBs2E15, PRBS 2^15-1 is selected.

PRBs2E20, PRBS 2^20-1 is selected.

PRBs2E23, PRBS 2^23-1 is selected.

PRBs2E31, PRBS 2^31-1 is selected.

PSWAVE1, PSWAVE1 is selected.

PSWAVE2, PSWAVE2 is selected.

PSWAVE4, PSWAVE4 is selected.

PSWAVE8, PSWAVE8 is selected.

PSWAVE16, PSWAVE16 is selected.

PRBS31Q, PRBS31Q is selected.

PRBS13Q, PRBS13Q is selected.

SSPRQ, SSPRQis selected.

Example(s)

SENS:DATA:TEL:UPRB:PATT:GLOB:PRBS:TYPE:RX?

See Also

SENSe:DATA:TELecom:UPRBs:PATTern:GLOBal:PRBS:TYPE:RX

:SENSe:DATA:TELecom:UPRBs:PATTern:POLarity:RX

Description

This command sets the Invert pattern per lane for the receiver.

At *RST condition, this value is set to NINVerted.

Navigation Path: Setup > Test Configurator > Unframed BERT > Pattern - RX Pattern - Invert

Syntax

:SENSe:DATA:TELecom:UPRBs:PATTern:POLarity:RX <wsp><Lane>, <Invert>

Parameter(s)

Lane:

The program data syntax for the first parameter is defined as a <DECIMAL NUMERIC PROGRAM DATA> element.

Selects the lane number.

Invert:

The program data syntax for the second parameter is defined as a <CHARACTER PROGRAM DATA> element.

Selects the polarity for the receiver.

NINVerted: Non-Inverted

INVerted: Inverted

Response Syntax

<Pattern>

Example(s)

SENS:DATA:TEL:UPRB:PATT:POL:RX 1, INV

See Also

SENSe:DATA:TELecom:UPRBs:PATTern:POLarity:RX?

SENSe:DATA:TELecom:UPRBs:PATTern:GLOBal:ALL

:SENSe:DATA:TELecom:UPRBs:PATTern:POLarity:RX?

Description

This query returns the Invert pattern per lane for the receiver.

At *RST condition, this value is set to NINVerted.

Navigation Path: Setup > Test Configurator > Unframed BERT > Pattern - RX Pattern - Invert

Syntax

:SENSe:DATA:TELecom:UPRBs:PATTern:POLarity:RX? <wsp><Lane>

Parameter(s)

Lane:

The program data syntax for the first parameter is defined as a <DECIMAL NUMERIC PROGRAM DATA> element.

Slects the lane number.

Response Syntax

<Invert>

Response(s)

Invert:

The response data syntax for the first parameter is defined as a <CHARACTER RESPONSE DATA> element.

Returns the Invert pattern setting for the selected lane.

Example(s)

SENS:DATA:TEL:UPRB:PATT:POL:RX? 1

See Also

SENSe:DATA:TELecom:UPRBs:PATTern:POLarity:RX

SENSe:DATA:TELecom:UPRBs:PATTern:GLOBal:ALL

:SENSe:DATA:TELecom:UPRBs:PATTern:PRBS:TYPE:RX

Description

This command sets the test pattern type for the receiver for the selected lane.

At *RST condition, this value is set to PRBs2E23.

Navigation Path: Setup > Test Configurator > Unframed BERT > PCS Lane - RX Pattern

Syntax

:SENSe:DATA:TELecom:UPRBs:PATTern:PRBS:TYPE:RX <wsp><Lane>, <Type>

Parameter(s)

Lane:

The program data syntax for the first parameter is defined as a <DECIMAL NUMERIC PROGRAM DATA> element.

Selects the lane for status of the transmitted error pattern. The range for the lane is from 0 to 19.

Type:

The program data syntax for the second parameter is defined as a <CHARACTER PROGRAM DATA> element.

Sets the test pattern type for the receiver.

PRBS2E9: PRBS 2 ^ 9-1.

PRBS2E11: PRBS 2 ^ 11-1.

PRBS2E15: PRBS 2 ^ 15-1.

PRBS2E20: PRBS 2 ^ 20-1.

PRBS2E23: PRBS 2 ^ 23-1.

PRBS2E31: PRBS 2 ^ 31-1.

Response Syntax

<Invert>

Example(s)

SENS:DATA:TEL:UPRB:PATT:PRBS:TYPE:RX 1, PRBs2E23

SENS:DATA:TEL:UPRB:PATT:PRBS:TYPE:RX? 1

Returns: PRBs2E23

See Also

SENSe:DATA:TELecom:UPRBs:PATTern:GLOBal:POLarity:RX?

:SENSe:DATA:TELecom:UPRBs:PATTern:PRBS:TYPE:RX?

Description

This query returns the test pattern type for the transmitter for the selected lane.

At *RST condition, this value is set to PRBs2E23.

Navigation Path: Setup > Test Configurator > Unframed BERT > PCS Lane - RX Pattern

Syntax

:SENSe:DATA:TELecom:UPRBs:PATTern:PRBS:TYPE:RX? <wsp><Lane>

Parameter(s)

Lane:

The program data syntax for the first parameter is defined as a <DECIMAL NUMERIC PROGRAM DATA> element.

Selects the lane for status of the transmitted error pattern. The range for the lane is from 0 to 19.

Response Syntax

<Pattern>

Response(s)

Pattern:

The response data syntax for the first parameter is defined as a <CHARACTER RESPONSE DATA> element.

Returns the test pattern type for the receiver.

PRBs2E9, PRBS 2^9-1 is selected.

PRBs2E11, PRBS 2^11-1 is selected.

PRBs2E15, PRBS 2^15-1 is selected.

PRBs2E20, PRBS 2^20-1 is selected.

PRBs2E23, PRBS 2^23-1 is selected.

PRBs2E31, PRBS 2^31-1 is selected.

PSWAVE1, PSWAVE1 is selected.

PSWAVE2, PSWAVE2 is selected.

PSWAVE4, PSWAVE4 is selected.

PSWAVE8, PSWAVE8 is selected.

PSWAVE16, PSWAVE16 is selected.

Example(s)

SENS:DATA:TEL:UPRB:PATT:PRBS:TYPE:RX? 1

See Also

SENSe:DATA:TELecom:UPRBs:PATTern:GLOBal:POLarity:RX

:SENSe:DATA:TELecom:UPRBs:PATTern:THReshold:VERDict:DISable

Description	This command disables Pass/Fail Verdict in Unframed Bert. This command is an event and is not associated with an *RST condition or a query form. Navigation Path: Setup > Test Configurator > BERT > Bit Error - Pass/Fail Verdict and BER Threshold
Syntax	:SENSe:DATA:TELecom:UPRBs:PATTern:THReshold:VERDict:DISable
Response Syntax	<Pattern>
Example(s)	SENS:DATA:TEL:UPRB:PATT:THR:VERD:DIS

:SOURce:DATA:TELecom:CPRI:OBSai:VERDict:ENABle

Description

This command enables/disables the pass/fail verdict.

At *RST condition, this value is set to ON.

Navigation Path: Setup > Test Configurator > BERT > OBSAI - Pass/Fail Verdict

Syntax

:SOURce:DATA:TELecom:CPRI:OBSai:VERDict:ENABle <wsp><Status>

Parameter(s)

Status:

The program data syntax for the first parameter is defined as a <BOOLEAN PROGRAM DATA> element.

Enables/disables:

ON: Enables

OFF: Disables

Response Syntax

<Pattern>

Example(s)

SOUR:DATA:TEL:CPRI:OBS:VERD:ENAB ON

See Also

SOURce:DATA:TELecom:CPRI:OBSai:VERDict:ENABle?

:SOURce:DATA:TELecom:CPRI:OBSai:VERDict:ENABle?

Description	This query returns the enable/disable verdict status. At *RST condition, this value is set to ON. Navigation Path: Setup > Test Configurator > BERT > OBSAI - Pass/Fail Verdict
Syntax	:SOURce:DATA:TELecom:CPRI:OBSai:VERDict:ENABle?
Response Syntax	<Status>
Response(s)	**Status**: The response data syntax for the first parameter is defined as a <BOOLEAN RESPONSE DATA> element. Returns the enable/disable status: 1: Enabled 0: Disabled
Example(s)	SOUR:DATA:TEL:CPRI:OBS:VERD:ENAB?
See Also	SOURce:DATA:TELecom:CPRI:OBSai:VERDict:ENABle

:SOURce:DATA:TELecom:CPRI:VERDict:ENABle

Description

This command sets status of CPRI Threshold Enable/Disable.

This command is an event and is not associated with an *RST condition or a query form.

Navigation Path: Setup > Test Configurator > BERT > CPRI - Pass/Fail Verdict

Syntax

:SOURce:DATA:TELecom:CPRI:VERDict:ENABle <wsp><Status>

Parameter(s)

Status:

The program data syntax for the first parameter is defined as a <BOOLEAN PROGRAM DATA> element.

Enables/disables:

ON: Enables

OFF: Disables

Response Syntax

<Status>

Example(s)

SOUR:DATa:TEL:CPRI:VERD:ENAB ON

See Also

SOURce:DATA:TELecom:CPRI:VERDict:ENABle?

:SOURce:DATA:TELecom:CPRI:VERDict:ENABle?

Description	This Query returns status of CPRI Threshold. This command is an event and is not associated with an *RST condition or a query form. Navigation Path: Setup > Test Configurator > BERT > CPRI - Pass/Fail Verdict
Syntax	:SOURce:DATA:TELecom:CPRI:VERDict:ENABle?
Response Syntax	<Status>
Response(s)	**Status**: The response data syntax for the first parameter is defined as a <BOOLEAN RESPONSE DATA> element. Returns the enable/disable status: 1: Enabled 0: Disabled
Example(s)	SOUR:DATa:TEL:CPRI:VERDict:ENAB?
See Also	SOURce:DATA:TELecom:CPRI:VERDict:ENABle

:SOURce:DATA:TELecom:ETHernet:STReam:LATency:MODE:TYPE

Description	This command selects the Latency Mode. At *RST condition, this value is set to Round-Trip. Navigation Path: Setup > Test Configuration > EtherBERT > Latency > Mode
Syntax	:SOURce:DATA:TELecom:ETHernet:STReam:LATency:MODE:TYPE <wsp><Mode>
Parameter(s)	**Mode**: The program data syntax for the first parameter is defined as a <CHARACTER PROGRAM DATA> element. Select the Latency Mode ROUNDTRIP: Round-Trip ONEWay: One-Way
Response Syntax	<Status>
Example(s)	SOUR:DATA:TEL:ETH:STR:LAT:MODE ONEW SOUR:DATA:TEL:ETH:STR:LAT:MODE? Returns: ONEWay
See Also	SOURce:DATA:TELecom:ETHernet:STReam:QOSMetrics:LATency:STATus

:SOURce:DATA:TELecom:ETHernet:STReam:LATency:MODE:TYPE?

Description	This query returns the Latency Mode. At *RST condition, this value is set to Round-Trip. Navigation Path: Setup > Test Configuration > EtherBERT > Latency > Mode
Syntax	:SOURce:DATA:TELecom:ETHernet:STReam:LATency:MODE:TYPE?
Response Syntax	<Mode>
Response(s)	**Mode**: The response data syntax for the first parameter is defined as a <CHARACTER RESPONSE DATA> element. Returns the Latency Mode. ROUNDTRIP: Round-Trip ONEWay: One-Way
Example(s)	SOUR:DATA:TEL:ETH:STR:LAT:MODE ONEW SOUR:DATA:TEL:ETH:STR:LAT:MODE? Returns: ONEWay
See Also	SOURce:DATA:TELecom:ETHernet:STReam:QOSMetrics:LATency:STATus?

:SOURce:DATA:TELecom:ETHernet:STReam:QOSMetrics:LATency:ENABle

Description

This command enables/disables QoS metrics Latency measurement.

At *RST condition, this value is OFF.

Navigation Path: Setup > Test Configurator > EtherBERT > Latency > Enable

Syntax

:SOURce:DATA:TELecom:ETHernet:STReam:QOSMetrics:LATency:ENABle <wsp><Latency Measurement Enable>

Parameter(s)

Latency Measurement Enable:

The program data syntax for the first parameter is defined as a <BOOLEAN PROGRAM DATA> element.

Enables/disables:

ON: Enables

OFF: Disables

Response Syntax

<Mode>

Example(s)

SOUR:DATA:TEL:ETH:STR:QOSM:LAT:ENAB ON

SOUR:DATA:TEL:ETH:STR:QOSM:LAT:ENAB?

Returns: 1

See Also

SOURce:DATA:TELecom:ETHernet:STReam:QOSMetrics:LATency:STATus

:SOURce:DATA:TELecom:ETHernet:STReam:QOSMetrics:LATency:ENABle?

Description	This query returns status of QoS metrics Latency measurement At *RST condition, this value is OFF. Navigation Path: Setup > Test Configurator > EtherBERT > Latency > Enabled
Syntax	:SOURce:DATA:TELecom:ETHernet:STReam:QOSMetrics:LATency:ENABle?
Response Syntax	<Status>
Response(s)	**Status**: The response data syntax for the first parameter is defined as a <BOOLEAN RESPONSE DATA> element. Returns the Latency measurement status. 1, Latency measurement is enabled. 0, Latency measurement is disabled.
Example(s)	SOUR:DATA:TEL:ETH:STR:QOSM:LAT:ENAB ON SOUR:DATA:TEL:ETH:STR:QOSM:LAT:ENAB ? Returns: 1
See Also	SOURce:DATA:TELecom:ETHernet:STReam:QOSMetrics:LATency:STATus?

:SOURce:DATA:TELecom:ETHernet:STReam:RATE

Description

This command sets the transmitter payload rate for the selected traffic payload type.

At *RST condition, this value is set to 100%.

Navigation Path: Setup > Test Configurator > EtherBERT > Shaping - TX Rate

Syntax

:SOURce:DATA:TELecom:ETHernet:STReam:RATE <wsp><Rate>

Parameter(s)

Rate:

The program data syntax for the first parameter is defined as a <DECIMAL NUMERIC PROGRAM DATA> element.

Sets the rate.

MAXimum: Biggest supported value.

MINimum: Smallest supported value.

DEFault: Default value.

Response Syntax

<Status>

Example(s)

SOUR:DATA:TEL:ETH:STR:RATE 56666

SOUR:DATA:TEL:ETH:STR:RATE?

Returns: 56666

See Also

SOURce:DATA:TELecom:ETHernet:STReam:RATE?

SOURce:DATA:TELecom:ETHernet:STReam:TRANsmit:NFRame

:SOURce:DATA:TELecom:ETHernet:STReam:RATE?

Description

This query returns the transmitter payload rate for the selected traffic payload type.

At *RST condition, this value is set to 100%.

Navigation Path: Setup > Test Configurator > EtherBERT > Shaping - TX Rate

Syntax

:SOURce:DATA:TELecom:ETHernet:STReam:RATE?[<wsp><Rate>]

Parameter(s)

Rate:

The program data syntax for the first parameter is defined as a <CHARACTER PROGRAM DATA> element.

This parameter is optional. If no token is specified, the current value is returned.

MAXimum: Biggest supported value.

MINimum: Smallest supported value.

DEFault: Default value.

Response Syntax

<Rate>

Response(s)

Rate:

The response data syntax for the first parameter is defined as a <NR2 NUMERIC RESPONSE DATA> element.

Returns the stream rate for the transmitter.

Example(s)

SOUR:DATA:TEL:ETH:STR:RATE 56666

SOUR:DATA:TEL:ETH:STR:RATE?

Returns: 56666

See Also

SOURce:DATA:TELecom:ETHernet:STReam:RATE

:SOURce:DATA:TELecom:ETHernet:STReam:TX:STATus

Description

This command enables/disable the transmitter.

At *RST condition, this value is set to OFF.

Navigation Path: Setup > Test Configurator > EtherBERT > Shaping - Enable TX

Syntax

:SOURce:DATA:TELecom:ETHernet:STReam:TX:STATus <wsp><Set>

Parameter(s)

Set:

The program data syntax for the first parameter is defined as a <BOOLEAN PROGRAM DATA> element.

Sets the transmitter status.

ON: Enabled

OFF: Disabled

Response Syntax

<Rate>

Example(s)

SOUR:DATA:TEL:ETH:STR:TX:STAT ON

SOUR:DATA:TEL:ETH:STR:TX:STAT?

Returns: 1

See Also

SOURce:DATA:TELcom:ETHernet:STReam:TX:STATus

:SOURce:DATA:TELecom:ETHernet:STReam:TX:STATus?

Description

This query returns the transmitter status.

At *RST condition, this value is set to OFF.

Navigation Path: Setup > Test Configurator > EtherBERT > Shaping - Enable TX

Syntax

:SOURce:DATA:TELecom:ETHernet:STReam:TX:STATus?

Response Syntax

<Set>

Response(s)

Set:

The response data syntax for the first parameter is defined as a <BOOLEAN RESPONSE DATA> element.

Returns the transmitter status.

1, Transmitter is enabled.

0, Transmitter is disabled.

Example(s)

SOUR:DATA:TEL:ETH:STR:TX:STAT ON

SOUR:DATA:TEL:ETH:STR:TX:STAT?

Returns: 1

See Also

SOURce:DATA:TELecom:ETHernet:STReam:TX:STATus?

:SOURce:DATA:TELecom:FETHernet:CLIent:IDentifier

Description

Selects the Client Identifier used by all subsequent client related commands or queries.

Needs to be part of the currently configured client into the FlexE calendar.

At *RST condition, this value is set to 0 (Invalid Client ID).

Syntax

:SOURce:DATA:TELecom:FETHernet:CLIent:IDentifier <wsp><Client Id>

Parameter(s)

Client Id:

The program data syntax for the first parameter is defined as a <DECIMAL NUMERIC PROGRAM DATA> element.

Selected Client Identifier

Response Syntax

<Set>

Example(s)

SOUR:DATA:TEL:FETH:CLI:ID 1

SOUR:DATA:TEL:FETH:CLI:ID?

Returns: 1

See Also

SOURce:DATA:TELecom:FETHernet:CLIent:IDentifier?

:SOURce:DATA:TELecom:FETHernet:CLIent:IDentifier?

Description	Returns the Client Identifier used by all subsequent client related commands or queries. At *RST condition, this value is set to 0 (Invalid Client ID)
Syntax	:SOURce:DATA:TELecom:FETHernet:CLIent:IDentifier?
Response Syntax	<Client Id>
Response(s)	**Client Id**: The response data syntax for the first parameter is defined as a <NR1 NUMERIC RESPONSE DATA> element. Selected Client Identifier
Example(s)	SOUR:DATA:TEL:FETH:CLI:ID 1 SOUR:DATA:TEL:FETH:CLI:ID? Returns: 1
See Also	SOURce:DATA:TELecom:FETHernet:CLIent:IDentifier

:SOURce:DATA:TELecom:FETHernet:PATTern:CLIent:IDentifier

Description	Selects the Client Identifier associated with Pattern. At *RST condition, this value is set to 1 (Default Client ID). Navigation Path: Setup > Test Configurator > Clients > BERT > Pattern on Client ID
Syntax	:SOURce:DATA:TELecom:FETHernet:PATTern:CLIent:IDentifier <wsp><Client ID>
Parameter(s)	**Client ID**: The program data syntax for the first parameter is defined as a <DECIMAL NUMERIC PROGRAM DATA> element. Selects Client Identifier.
Response Syntax	<Client Id>
Example(s)	SOUR:DATA:TEL:FETH:PATT:CLI:ID 2 SOUR:DATA:TEL:FETH:PATT:CLI:ID? Returns: 2

:SOURce:DATA:TELecom:FETHernet:PATTern:CLIent:IDentifier?

Description	Returns the Client Identifier Selected for Pattern. At *RST condition, this value is set to 1 (Default Client ID). Navigation Path: Setup > Test Configurator > Clients > BERT > Pattern on Client ID
Syntax	:SOURce:DATA:TELecom:FETHernet:PATTern:CLIent:IDentifier?
Response Syntax	<Client ID>
Response(s)	**Client ID**: The response data syntax for the first parameter is defined as a <NR1 NUMERIC RESPONSE DATA> element. Returns Client Identifier.
Example(s)	SOUR:DATA:TEL:FETH:PATT:CLI:ID 2 SOUR:DATA:TEL:FETH:PATT:CLI:ID? Returns: 2

:SOURce:DATA:TELecom:FIBer:STReam:LATency

Description

This command enables/disables the latency tags status.

At *RST, this value is set to ON.

Navigation Path: Setup > Test Configurator > FC BERT > Latency Tags Insertion - Latency Tags

Syntax

:SOURce:DATA:TELecom:FIBer:STReam:LATency <wsp><Status>

Parameter(s)

Status:

The program data syntax for the first parameter is defined as a <BOOLEAN PROGRAM DATA> element.

Enables/disables:

ON: Enables

OFF: Disables

Response Syntax

<Client ID>

Example(s)

SOUR:DATA:TEL:FIB:STR:LAT ON

See Also

SOURce:DATA:TELecom:FIBer:PORT:LOGin:STATus

:SOURce:DATA:TELecom:FIBer:STReam:LATency:VERDict

Description

This command sets the Pass/Fail Verdict for the instrument.

At *RST condition, this value is set to Enabled.

Navigation Path: Setup > Test Configurator > FC BERT > Latency Tags Insertion - Pass/Fail Verdict

Syntax

:SOURce:DATA:TELecom:FIBer:STReam:LATency:VERDict <wsp><Status>

Parameter(s)

Status:

The program data syntax for the first parameter is defined as a <BOOLEAN PROGRAM DATA> element.

Enables/disables:

ON: Enables

OFF: Disables

Response Syntax

<Client ID>

Example(s)

SOUR:DATA:TEL:FIB:STR:LAT ON

SOUR:DATA:TEL:FIB:STR:LAT:VERD ON

See Also

SOURce:DATA:TELecom:FIBer:PORT:LOGin:STATus

:SOURce:DATA:TELecom:FIBer:STReam:LATency:VERDict?

Description

This query returns the Pass/Fail Verdict for the instrument.

At *RST condition, this value is set to Enabled.

Navigation Path: Setup > Test Configurator > FC BERT > Latency Tags Insertion - Pass/Fail Verdict

Syntax

:SOURce:DATA:TELecom:FIBer:STReam:LATency:VERDict?

Response Syntax

<Set>

Response(s)

Set:

The response data syntax for the first parameter is defined as a <BOOLEAN RESPONSE DATA> element.

Returns the Pass/Failed Verdict status.

1 - Pass/Failed Verdict status is enabled.

0 - Pass/Failed Verdict status is disabled.

Example(s)

SOUR:DATA:TEL:FIB:STR:LAT ON

SOUR:DATA:TEL:FIB:STR:LAT:VERD ON

SOUR:DATA:TEL:FIB:STR:LAT:VERD?

Returns: 1

See Also

SOURce:DATA:TELecom:FIBer:PORT:LOGin:STATus?

:SOURce:DATA:TELecom:FIBer:STReam:LATency?

Description	This query returns the latency tags status. At *RST, this value is set to ON. Navigation Path: Setup > Test Configurator > FC BERT > Latency Tags Insertion - Latency Tags
Syntax	:SOURce:DATA:TELecom:FIBer:STReam:LATency?
Response Syntax	<Bbcredit>
Response(s)	**Bbcredit**: The response data syntax for the first parameter is defined as a <BOOLEAN RESPONSE DATA> element. Returns the Latency tags status. 1 - Latency tags is enabled. 0 - Latency tags is disabled.
Example(s)	SOUR:DATA:TEL:FIB:STR:LAT ON SOUR:DATA:TEL:FIB:STR:LAT? Returns: 1
See Also	SOURce:DATA:TELecom:FIBer:PORT:LOGin:STATus?

:SOURce:DATA:TELecom:FIBer:STReam:RATE

Description

This command sets the maximum bandwidth rate for fibre channel stream (%).

At *RST, this value is set to 100.

Navigation Path: Setup > Test Configurator > FC BERT > Shaping - TX Rate

Syntax

:SOURce:DATA:TELecom:FIBer:STReam:RATE <wsp><Rate>

Parameter(s)

Rate:

The program data syntax for the first parameter is defined as a <DECIMAL NUMERIC PROGRAM DATA> element.

Sets the rate in percentage.

MAXimum: Biggest supported value.

MINimum: Smallest supported value.

DEFault: Default value.

Response Syntax

<Bbcredit>

Example(s)

SOUR:DATA:TEL:FIB:STR:RATE 100

See Also

SOURce:DATA:TELecom:FIBer:STReam:SIZE

:SOURce:DATA:TELecom:FIBer:STReam:RATE?

Description

This query returns the maximum bandwidth rate for fibre channel stream (%).

At *RST, this value is set to 100.

Navigation Path: Setup > Test Configurator > FC BERT > Shaping - TX Rate

Syntax

:SOURce:DATA:TELecom:FIBer:STReam:RATE?[<wsp><Value>]

Parameter(s)

Value:

The program data syntax for the first parameter is defined as a <CHARACTER PROGRAM DATA> element.

This parameter is optional. If no token is specified, the current value is returned.

MAXimum: Biggest supported value.

MINimum: Smallest supported value.

DEFault: Default value.

Response Syntax

<Rate>

Response(s)

Rate:

The response data syntax for the first parameter is defined as a <NR2 NUMERIC RESPONSE DATA> element.

Returns the maximum bandwidth rate for fibre channel stream.

Example(s)

SOUR:DATA:TEL:FIB:STR:RATE 100

SOUR:DATA:TEL:FIB:STR:RATE?

Returns: 100

See Also

SOURce:DATA:TELecom:FIBer:STReam:SIZE?

:SOURce:DATA:TELecom:FIBer:STReam:SIZE

Description

This command sets the frame size for fibre channel network (Bytes).

At *RST, this value is set to 2148.

Navigation Path: Setup > Test Configurator > FC BERT > FC Frame - Frame Size

Syntax

:SOURce:DATA:TELecom:FIBer:STReam:SIZE <wsp><Size>

Parameter(s)

Size:

The program data syntax for the first parameter is defined as a <DECIMAL NUMERIC PROGRAM DATA> element.

Sets the frame size for fibre channel network. Choices are 32 through 2148.

MAXimum: Maximum.

MINimum: Minimum.

Response Syntax

<Rate>

Example(s)

SOUR:DATA:TEL:FIB:STR:SIZE 128

See Also

SOURce:DATA:TELecom:FIBer:STReam:RATE

:SOURce:DATA:TELecom:FIBer:STReam:SIZE?

Description

This query returns the frame size for fibre channel network (Bytes).

At *RST, this value is set to 2148.

Navigation Path: Setup > Test Configurator > FC BERT > FC Frame - Frame Size

Syntax

:SOURce:DATA:TELecom:FIBer:STReam:SIZE?[<wsp><Size>]

Parameter(s)

Size:

The program data syntax for the first parameter is defined as a <CHARACTER PROGRAM DATA> element.

This parameter is optional. If unspecified, the current value will be returned.

MAXimum: Maximum.

MINimum: Minimum.

Response Syntax

<Size>

Response(s)

Size:

The response data syntax for the first parameter is defined as a <NR1 NUMERIC RESPONSE DATA> element.

Returns the frame size for fibre channel network.

Example(s)

SOUR:DATA:TEL:FIB:STR:SIZE 128

SOUR:DATA:TEL:FIB:STR:SIZE?

Returns: 128

See Also

SOURce:DATA:TELecom:FIBer:STReam:RATE?

:SOURce:DATA:TELecom:PATTern:TYPE

Description

This command sets the test pattern type for the transmitter.

At *RST condition, this value is set to PRBs2E31.

Navigation Path: Setup > Test Configurator > EtherBERT > Pattern - TX Pattern

Syntax

:SOURce:DATA:TELecom:PATTern:TYPE <wsp><Type>

:SOURce:DATA:TELecom:PATTern:TYPE

Parameter(s)

Type:

The program data syntax for the first parameter is defined as a <CHARACTER PROGRAM DATA> element.

Selects the pattern type for the transmitter.

CJTPat: CJTPAT
CRPat: CRPAT
CSPat: CSPAT
DALY: DALY Pattern
LCRTpat: LCRTPAT
MULtipattern: Multi-Pattern
NCLient: NULL CLIENT
P0000: 0000 Pattern
P1010: 1010 Pattern
P1100: 1100 Pattern
P1111: 1111 Pattern
P1IN16: 1in16 (1:15)
P1IN8: 1in8 (1:7)
P2IN8: 2in8
P2E6: P2E6
P3iN24: 3in24
P55Octet: 55 Octet
PRBS2E11: PRBS11
PRBS2E15: PRBS15
PRBS2E20: PRBS20
PRBS2E23: PRBS23
PRBS2E31: PRBS31
PRBS2E9: PRBS9
PRBS31UNScrambled: PRBS31 Unscrambled
QRSS: QRSS
SCRTpat: SCRTPAT
SEEDA: Seed A
SEEDB: Seed B
UPATtern: User Defined

:SOURce:DATA:TELecom:PATTern:TYPE

Response Syntax	<Size>
Example(s)	SOUR:DATA:TEL:PATT:TYPE PRBs2E15 SOUR:DATA:TEL:PATT:TYPE? Returns: PRBs2E15
See Also	SOURce:DATA:TELecom:PATTern:TYPE?

:SOURce:DATA:TELecom:PATTern:TYPE:USER:VALue

Description

This command sets the transmitter user pattern value for the specified index.

At *RST condition, this value is set to #H00000000.

Navigation Path: Setup > Test Configurator > EtherBERT > Pattern - TX Pattern - User Pattern

Syntax

:SOURce:DATA:TELecom:PATTern:TYPE:USER:VALue[<wsp><Value>]

Parameter(s)

Value:

The program data syntax for the first parameter is defined as a <NONDECIMAL NUMERIC PROGRAM DATA> element.

Sets the transmitter user pattern value for the specified index.

Response Syntax

<Size>

Example(s)

SOUR:DATA:TEL:PATT:TYPE:USER:VAL #H00000001

SOUR:DATA:TEL:PATT:TYPE:USER:VAL?

Returns: 1

See Also

SOURce:DATA:TELecom:PATTern:TYPE

SOURce:DATA:TELecom:PATTern:TYPE:USER:VALue?

:SOURce:DATA:TELecom:PATTern:TYPE:USER:VALue?

Description

This query returns the transmitter user pattern value for the specified index.

At *RST condition, this value is set to #H00000000.

Navigation Path: Setup > Test Configurator > EtherBERT > Pattern - TX Pattern - User Pattern

Syntax

:SOURce:DATA:TELecom:PATTern:TYPE:USER:VALue?

Response Syntax

<Value>

Response(s)

Value:

The response data syntax for the first parameter is defined as a <NR2 NUMERIC RESPONSE DATA> element.

Returns the user pattern value for the transmitter.

Example(s)

SOUR:DATA:TEL:PATT:TYPE:USER:VAL #H00000001

SOUR:DATA:TEL:PATT:TYPE:USER:VAL?

Returns: 1

See Also

SOURce:DATA:TELecom:PATTern:TYPE

SOURce:DATA:TELecom:PATTern:TYPE:USER:VALue

:SOURce:DATA:TELecom:PATTern:TYPE?

Description	This query returns the test pattern type for transmitter. At *RST condition, this value is set to PRBs2E31. Navigation Path: Setup > Test Configurator > EtherBERT > Pattern - TX Pattern
Syntax	:SOURce:DATA:TELecom:PATTern:TYPE?
Response Syntax	<Pattern>

:SOURce:DATA:TELecom:PATTern:TYPE?

Response(s)

Pattern:

The response data syntax for the first parameter is defined as a <CHARACTER RESPONSE DATA> element.

Returns the pattern type for the transmitter.

PRBs2E9, pattern type PRBS9 is selected.

PRBs2E11, pattern type PRBS11 is selected.

PRBs2E15, pattern type PRBS15 is selected.

PRBs2E20, pattern type PRBS20 is selected.

PRBs2E23, pattern type PRBS23 is selected.

PRBs2E31, pattern type PRBS31 is selected.

UPATTERN, pattern type User Defined is selected.

NCLIENT, pattern type NCLIENT is selected.

PRBS31UNSCRAMBLED, pattern type PRBS31 Unscrambled is selected.

SEEDA, pattern type Seed A is selected.

SEEDB, pattern type Seed B is selected.

P1111, pattern type 1111 Pattern is selected.

P1100, pattern type 1100 Pattern is selected.

P1010, pattern type 1010 Pattern is selected.

P0000, pattern type 0000 Pattern is selected.

P1IN8, pattern type 1in8 (1:7) is selected.

P1IN16, pattern type 1in16 (1:15) is selected.

P2IN8, pattern type 2in8 is selected.

P3IN24, pattern type 3in24 is selected.

P55OCTET, pattern type 55 Octet is selected.

QRSS, pattern type QRSS is selected.

DALY, pattern type DALY is selected.

MULTIPATTERN, pattern type Multi-Pattern is selected.

Example(s)

SOUR:DATA:TEL:PATT:TYPE PRBs2E15

SOUR:DATA:TEL:PATT:TYPE?

Returns: PRBs2E15

See Also

SOURce:DATA:TELecom:PATTern:TYPE

:SOURce:DATA:TELecom:POLarity

Description

This command sets the polarity pattern for the transmitter.

At *RST condition, this value is set to NINVerted.

Navigation Path: Setup > Test Configurator > EtherBERT > Pattern - TX Pattern - Invert

Syntax

:SOURce:DATA:TELecom:POLarity <wsp><Polarity>

Parameter(s)

Polarity:

The program data syntax for the first parameter is defined as a <CHARACTER PROGRAM DATA> element.

Selects the transmitter polarity.

NINVerted: Non-inverted.

INVerted: Inverted.

Response Syntax

<Pattern>

Example(s)

SOUR:DATA:TEL:POL INV

SOUR:DATA:TEL:POL?

Returns: INVerted

See Also

SOURce:DATA:TELecom:PATTern:TYPE?

SOURce:DATA:TELecom:POLarity?

:SOURce:DATA:TELecom:POLarity?

Description

This query returns the polarity pattern of the transmitter.

At *RST condition, this value is set to NINVerted.

Navigation Path: Setup > Test Configurator > EtherBERT > Pattern - TX Pattern - Invert

Syntax

:SOURce:DATA:TELecom:POLarity?

Response Syntax

<Polarity>

Response(s)

Polarity:

The response data syntax for the first parameter is defined as a <CHARACTER RESPONSE DATA> element.

Returns the transmitter polarity pattern for specific stream.

NINVerted, indicates the polarity as non-inverted.

INVerted, indicates the polarity as inverted.

Example(s)

SOUR:DATA:TEL:POL INV

SOUR:DATA:TEL:POL?

Returns: INVerted

See Also

SOURce:DATA:TELecom:PATTern:TYPE

SOURce:DATA:TELecom:PATTern:POLarity

:SOURce:DATA:TELecom:UPRBs:PATTern:GLOBal:POLarity:TX

Description

This command sets the global polarity pattern for the transmitter.

At *RST condition, this value is set to NINVerted.

Navigation Path: Setup > Test Configurator > Unframed BERT > Pattern - TX Pattern - Invert

Syntax

:SOURce:DATA:TELecom:UPRBs:PATTern:GLOBal:POLarity:TX <wsp><Error>

Parameter(s)

Error:

The program data syntax for the first parameter is defined as a <CHARACTER PROGRAM DATA> element.

Selects the polarity for the transmitter.

NINVerted: Non-Inverted

INVerted: Inverted

Response Syntax

<Polarity>

Example(s)

SOUR:DATA:TEL:UPRB:PATT:GLOB:POL:TX INV

SOUR:DATA:TEL:UPRB:PATT:GLOB:POL:TX?

Returns: INVerted

See Also

SOURce:DATA:TELecom:PATTern:TYPE?

SOURce:DATA:TELecom:POLarity?

:SOURce:DATA:TELecom:UPRBs:PATTern:GLOBal:POLarity:TX?

Description

This query returns the global polarity pattern for the transmitter.

At *RST condition, this value is set to NINVerted.

Navigation Path: Setup > Test Configurator > Unframed BERT > Pattern - TX Pattern - Invert

Syntax

:SOURce:DATA:TELecom:UPRBs:PATTern:GLOBal:POLarity:TX?

Response Syntax

<Pattern>

Response(s)

Pattern:

The response data syntax for the first parameter is defined as a <CHARACTER RESPONSE DATA> element.

Returns the polarity type of the transmitter.

NINverted, indicates Non-Inverted as the polarity.

INVerted, indicates Inverted as the polarity.

Example(s)

SOUR:DATA:TEL:UPRB:PATT:GLOB:POL:TX INV

SOUR:DATA:TEL:UPRB:PATT:GLOB:POL:TX?

Returns: INVerted

See Also

SOURce:DATA:TELecom:PATTern:TYPE

SOURce:DATA:TELecom:PATTern:POLarity

:SOURce:DATA:TELecom:UPRBs:PATTern:GLOBal:PRBS:TYPE:TX

Description

This command sets the global test pattern type for the Transmitter.

At *RST condition, this value is set to PRBs2E23.

Navigation Path: Setup > Test Configurator > Unframed BERT > Pattern - TX Pattern

Syntax

:SOURce:DATA:TELecom:UPRBs:PATTern:GLOBal:PRBS:TYPE:TX <wsp><Type>

Parameter(s)

Type:

The program data syntax for the first parameter is defined as a <CHARACTER PROGRAM DATA> element.

Selects the test pattern for the transmitter.

PRBS2E9: PRBS 2 ^ 9-1

PRBS2E11: PRBS 2 ^ 11-1

PRBS2E15: PRBS 2 ^ 15-1

PRBS2E20: PRBS 2 ^ 20-1

PRBS2E23: PRBS 2 ^ 23-1

PRBS2E31: PRBS 2 ^ 31-1

PSWAVE1: PSWAVE1

PSWAVE2: PSWAVE2

PSWAVE4: PSWAVE4

PSWAVE8: PSWAVE8

PSWAVE16: PSWAVE16

PRBS31Q: PRBS31Q

PRBS13Q: PRBS13Q

SSPRQ: SSPRQ

UPATtern: User Pattern

Response Syntax

<Pattern>

Example(s)

SOUR:DATA:TEL:UPRB:PATT:GLOB:PRBS:TYPE:TX PRBs2E23

SOUR:DATA:TEL:UPRB:PATT:GLOB:PRBS:TYPE:TX?

Returns: PRBs2E23

See Also

SENSe:DATA:TELecom:UPRBs:PATTern:GLOBal:PRBS:TYPE:RX

:SOURce:DATA:TELecom:UPRBs:PATTern:GLOBal:PRBS:TYPE:TX?

Description

This query returns the global test pattern type for the Transmitter.

At *RST condition, this value is set to PRBs2E23.

Navigation Path: Setup > Test Configurator > Unframed BERT > Pattern - TX Pattern

Syntax

:SOURce:DATA:TELecom:UPRBs:PATTern:GLOBal:PRBS:TYPE:TX?

Response Syntax

<Pattern>

Response(s)

Pattern:

The response data syntax for the first parameter is defined as a <CHARACTER RESPONSE DATA> element.

Returns the test pattern for the Transmitter.

PRBs2E9, PRBS 2^9-1 is selected.

PRBs2E11, PRBS 2^11-1 is selected.

PRBs2E15, PRBS 2^15-1 is selected.

PRBs2E20, PRBS 2^20-1 is selected.

PRBs2E23, PRBS 2^23-1 is selected.

PRBs2E31, PRBS 2^31-1 is selected.

PSWAVE1, PSWAVE1 is selected.

PSWAVE2, PSWAVE2 is selected.

PSWAVE4, PSWAVE4 is selected.

PSWAVE8, PSWAVE8 is selected.

PSWAVE16, PSWAVE16 is selected.

PRBS31Q, PRBS31Q is selected.

PRBS13Q, PRBS13Q is selected.

SSPRQ, SSPRQ is selected.

UPATtern, User Pattern is selected

Example(s)

SOUR:DATA:TEL:UPRB:PATT:GLOB:PRBS:TYPE:TX?

See Also

SENSe:DATA:TELecom:UPRBs:PATTern:GLOBal:PRBS:TYPE:RX?

:SOURce:DATA:TELecom:UPRBs:PATTern:POLarity:TX

Description

This command sets the Invert pattern per lane for the transmitter.

At *RST condition, this value is set to NINVerted.

Navigation Path: Setup > Test Configurator > Unframed BERT > Pattern - TX Pattern - Invert

Syntax

:SOURce:DATA:TELecom:UPRBs:PATTern:POLarity:TX <wsp><Lane>, <Invert>

Parameter(s)

Lane:

The program data syntax for the first parameter is defined as a <DECIMAL NUMERIC PROGRAM DATA> element.

Selects the lane number.

Invert:

The program data syntax for the second parameter is defined as a <CHARACTER PROGRAM DATA> element.

Selects the polarity for the transmitter.

NINVerted: Non-Inverted

INVerted: Inverted

Response Syntax

<Pattern>

Example(s)

SOUR:DATA:TEL:UPRB:PATT:POL:TX 1, INV

See Also

SOURce:DATA:TELecom:UPRBs:PATTern:POLarity:TX?

SENSe:DATA:TELecom:UPRBs:PATTern:GLOBal:ALL

:SOURce:DATA:TELecom:UPRBs:PATTern:POLarity:TX?

Description

This query returns the Invert pattern per lane for the transmitter.

At *RST condition, this value is set to NINVerted.

Navigation Path: Setup > Test Configurator > Unframed BERT > Pattern - TX Pattern - Invert

Syntax

:SOURce:DATA:TELecom:UPRBs:PATTern:POLarity:TX? <wsp><Lane>

Parameter(s)

Lane:

The program data syntax for the first parameter is defined as a <DECIMAL NUMERIC PROGRAM DATA> element.

Selects the lane number.

Response Syntax

<Invert>

Response(s)

Invert:

The response data syntax for the first parameter is defined as a <CHARACTER RESPONSE DATA> element.

Returns the Invert pattern setting for the selected lane.

Example(s)

SOUR:DATA:TEL:UPRB:PATT:POL:TX? 1

See Also

SOURce:DATA:TELecom:UPRBs:PATTern:POLarity:TX

SENSe:DATA:TELecom:UPRBs:PATTern:GLOBal:ALL

:SOURce:DATA:TELecom:UPRBs:PATTern:PRBS:TYPE:TX

Description

This command sets the test pattern type for the transmitter for the selected lane.

At *RST condition, this value is set to PRBs2E23.

Navigation Path: Setup > Test Configurator > Unframed BERT > PCS Lane - TX Pattern

Syntax

:SOURce:DATA:TELecom:UPRBs:PATTern:PRBS:TYPE:TX <wsp><Lane>, <Type>

Parameter(s)

Lane:

The program data syntax for the first parameter is defined as a <DECIMAL NUMERIC PROGRAM DATA> element.

Selects the lane for status of the transmitted error pattern. The range for the lane is from 0 to 19.

Type:

The program data syntax for the second parameter is defined as a <CHARACTER PROGRAM DATA> element.

Sets the test pattern type for the transmitter.

PRBS2E9: PRBS 2 ^ 9-1.

PRBS2E11: PRBS 2 ^ 11-1.

PRBS2E15: PRBS 2 ^ 15-1.

PRBS2E20: PRBS 2 ^ 20-1.

PRBS2E23: PRBS 2 ^ 23-1.

PRBS2E31: PRBS 2 ^ 31-1.

PSWAVE1: PSWAVE1.

PSWAVE2: PSWAVE2.

PSWAVE4: PSWAVE4.

PSWAVE8: PSWAVE8.

PSWAVE16: PSWAVE16.

Response Syntax

<Invert>

Example(s)

SOUR:DATA:TEL:UPRB:PATT:PRBS:TYPE:TX 1, PRBs2E23

SOUR:DATA:TEL:UPRB:PATT:PRBS:TYPE:TX? 1

Returns: PRBs2E23

See Also

SOURce:DATA:TELecom:PATTern:TYPE

SOURce:DATA:TELecom:PATTern:TYPE:USER:VALue?

:SOURce:DATA:TELecom:UPRBs:PATTern:PRBS:TYPE:TX?

Description

This query returns the test pattern type for the transmitter for the selected lane.

At *RST condition, this value is set to PRBs2E23.

Navigation Path: Setup > Test Configurator > Unframed BERT > PCS Lane - TX Pattern

Syntax

:SOURce:DATA:TELecom:UPRBs:PATTern:PRBS:TYPE:TX? <wsp><Lane>

Parameter(s)

Lane:

The program data syntax for the first parameter is defined as a <DECIMAL NUMERIC PROGRAM DATA> element.

Selects the lane for status of the transmitted error pattern. The range for the lane is from 0 to 19.

Response Syntax

<Pattern>

Response(s)

Pattern:

The response data syntax for the first parameter is defined as a <CHARACTER RESPONSE DATA> element.

Returns the test pattern type for the transmitter for the selected traffic stream.

PRBs2E9, PRBS 2^9-1 is selected.

PRBs2E11, PRBS 2^11-1 is selected.

PRBs2E15, PRBS 2^15-1 is selected.

PRBs2E20, PRBS 2^20-1 is selected.

PRBs2E23, PRBS 2^23-1 is selected.

PRBs2E31, PRBS 2^31-1 is selected.

PSWAVE1, PSWAVE1 is selected.

PSWAVE2, PSWAVE2 is selected.

PSWAVE4, PSWAVE4 is selected.

PSWAVE8, PSWAVE8 is selected.

PSWAVE16, PSWAVE16 is selected.

Example(s)

SOUR:DATA:TEL:UPRB:PATT:PRBS:TYPE:TX? 1

See Also

SOURce:DATA:TELecom:PATTern:TYPE

SOURce:DATA:TELecom:PATTern:TYPE:USER:VALue

RFC 2544 - Global

:FETCh:DATA:TELecom:ETHernet:RFC:BCKTobck:MINtime?

Description	This query returns the minimum time for the back-to-back subtest required to run in best condition. At *RST condition, this value is set to device-dependent. Navigation Path: Setup > Test Configurator > RFC 2544 > Global > Back-to-Back - Estimated Time
Syntax	:FETCh:DATA:TELecom:ETHernet:RFC:BCKTobck:MINtime?
Response Syntax	<Time>
Response(s)	**Time**: The response data syntax for the first parameter is defined as a <STRING RESPONSE DATA> element. Returns the minimum time.
Example(s)	FETC:DATA:TEL:ETH:RFC:BCKT:MIN?
See Also	FETCh:DATA:TELecom:ETHernet:RFC:BCKTobck:ENABle

:FETCh:DATA:TELecom:ETHernet:RFC:FLOSs:MINtime?

Description	This query returns the minimum time the Frame Loss subtest is required to run in best condition. At *RST condition, this value is set to device-dependent. Navigation Path: Setup > Test Configurator > RFC 2544 > Global > Frame Loss - Estimated Time
Syntax	:FETCh:DATA:TELecom:ETHernet:RFC:FLOSs:MINtime?
Response Syntax	<Time>
Response(s)	**Time**: The response data syntax for the first parameter is defined as a <STRING RESPONSE DATA> element. Returns the minimum time.
Example(s)	FETC:DATA:TEL:ETH:RFC:FLOS:MIN?
See Also	FETCh:DATA:TELecom:ETHernet:RFC:FLOSs:ENABle

:FETCh:DATA:TELecom:ETHernet:RFC:LATency:MINtime?

Description	This query returns the minimum time the latency subtest is required to run in best condition. At *RST condition, this value is set to device-dependent. Navigation Path: Setup > Test Configurator > RFC 2544 > Global > Latency - Estimated Time
Syntax	:FETCh:DATA:TELecom:ETHernet:RFC:LATency:MINtime?
Response Syntax	<Time>
Response(s)	**Time**: The response data syntax for the first parameter is defined as a <STRING RESPONSE DATA> element. Returns the minimum time.
Example(s)	FETC:DATA:TEL:ETH:RFC:LAT:MIN?
See Also	FETCh:DATA:TELecom:ETHernet:RFC:LATency:ENABle

:FETCh:DATA:TELecom:ETHernet:RFC:THRoughput:MINtime?

Description	This query returns the minimum time the throughput subtest is required to run in best condition. At *RST condition, this value is set to device-dependent. Navigation Path: Setup > Test Configurator > RFC 2544 > Global > Throughput - Estimated Time
Syntax	:FETCh:DATA:TELecom:ETHernet:RFC:THRoughput:MINtime?
Response Syntax	<Time>
Response(s)	**Time**: The response data syntax for the first parameter is defined as a <STRING RESPONSE DATA> element. Returns the minimum time the test is required to run in best condition.
Example(s)	FETC:DATA:TEL:ETH:RFC:THR:MIN?
See Also	FETCh:DATA:TELecom:ETHernet:RFC:THRoughut:ENABle

:FETCh:DATA:TELecom:ETHernet:RFC:TOTal:MINtime?

Description	This query returns the total time the test is required to run in best condition. At *RST condition, this value is set to device-dependent. Navigation Path: Setup > Test Configurator > RFC 2544 > Global > Total - Extimated Time
Syntax	:FETCh:DATA:TELecom:ETHernet:RFC:TOTal:MINtime?
Response Syntax	<Total Time>
Response(s)	**Total Time**: The response data syntax for the first parameter is defined as a <STRING RESPONSE DATA> element. Returns the total time the test is required to run in best condition.
Example(s)	FETC:DATA:TEL:ETH:RFC:TOT:MIN?
See Also	FETCh:DATA:TELecom:ETHernet:RFC:FLOSs:MINtime?

:SOURce:DATA:TELecom:ETHernet:DUALtest:ENABled

Description

This command enables/disables Dual Test Set.

At *RST condition, this value is set to OFF.

Navigation Path: Setup > Test Configurator > RFC 2544 > Global > Dual Test Set > Dual Test Set

Navigation Path: Setup > Test Configurator > EtherSAM > Global > Dual Test Set > Dual Test Set

Syntax

:SOURce:DATA:TELecom:ETHernet:DUALtest:ENABled <wsp><Set>

Parameter(s)

Set:

The program data syntax for the first parameter is defined as a <BOOLEAN PROGRAM DATA> element.

Enables/disables:

ON: Enables

OFF: Disables

Response Syntax

<Total Time>

Example(s)

SOUR:DATA:TEL:ETH:DUAL:ENAB ON

See Also

SOURce:DATA:TELecom:ETHernet:REMote:CONNect?

:SOURce:DATA:TELecom:ETHernet:DUALtest:ENABled?

Description

This query returns the enable/disable Dual Test Set status.

At *RST condition, this value is set to OFF.

Navigation Path: Setup > Test Configurator > RFC 2544 > Global > Dual Test Set > Dual Test Set

Navigation Path: Setup > Test Configurator > EtherSAM > Global > Dual Test Set > Dual Test Set

Syntax

:SOURce:DATA:TELecom:ETHernet:DUALtest:ENABled?

Response Syntax

<Set>

Response(s)

Set:

The response data syntax for the first parameter is defined as a <BOOLEAN RESPONSE DATA> element.

Returns the enable/disable status:

1: Enabled

0: Disabled

Example(s)

SOUR:DATA:TEL:ETH:DUAL:ENAB ON

SOUR:DATA:TEL:ETH:DUAL:ENAB?

Returns: 1

See Also

SOURce:DATA:TELecom:ETHernet:REMote:CONNect

:SOURce:DATA:TELecom:ETHernet:RFC:BCKTobck:ENABle

Description

This command enables/disables the selected back-to-back subtest.

At *RST condition, this value is set to ON.

Navigation Path: Setup > Test Configurator > RFC 2544 > Global > Back-to-Back - Subtests

Syntax

:SOURce:DATA:TELecom:ETHernet:RFC:BCKTobck:ENABle <wsp><Status>

Parameter(s)

Status:

The program data syntax for the first parameter is defined as a <BOOLEAN PROGRAM DATA> element.

Enables/disables:

ON: Enables

OFF: Disables

Response Syntax

<Set>

Example(s)

SOUR:DATA:TEL:ETH:RFC:BCKT:ENAB ON

SOUR:DATA:TEL:ETH:RFC:BCKT:ENAB?

Returns: 1

See Also

SOURce:DATA:TELecom:ETHernet:RFC:THRoughput:ENABle

SOURce:DATA:TELecom:ETHernet:RFC:THRoughput:ENABle?

:SOURce:DATA:TELecom:ETHernet:RFC:BCKTobck:ENABle?

Description

This query returns the status of the back-to-back subtest.

At *RST condition, this value is set to ON.

Navigation Path: Setup > Test Configurator > RFC 2544 > Global > Back-to-Back - Subtests

Syntax

:SOURce:DATA:TELecom:ETHernet:RFC:BCKTobck:ENABle?

Response Syntax

<Status>

Response(s)

Status:

The response data syntax for the first parameter is defined as a <BOOLEAN RESPONSE DATA> element.

Returns the enable/disable status:

1: Enabled

0: Disabled

Example(s)

SOUR:DATA:TEL:ETH:RFC:BCKT:ENAB ON

SOUR:DATA:TEL:ETH:RFC:BCKT:ENAB?

Returns: 1

See Also

SOURce:DATA:TELecom:ETHernet:RFC:THRoughput:ENABle

SOURce:DATA:TELecom:ETHernet:RFC:THRoughput:ENABle?

:SOURce:DATA:TELecom:ETHernet:RFC:FDIRection

Description

This command sets the Flow Direction

At *RST condition, this value is set to device-dependent.

Navigation Path: Setup > Test Configurator > RFC 2544 > Global Options - Flow Direction

Syntax

:SOURce:DATA:TELecom:ETHernet:RFC:FDIRection <wsp><Direction>

Parameter(s)

Direction:

The program data syntax for the first parameter is defined as a <CHARACTER PROGRAM DATA> element.

Sets the Flow direction

TXTORX: TX To RX

P1TOP2: Port #1 To Port #2

P2TOP1: Port #2 To Port #1

FBIDIRCT: Bidirectional

LTORemote: Local To Remote

RTOLocal: Remote To Local

Response Syntax

<Status>

Example(s)

SOURce:DATA:TELecom:ETHernet:RFC:FDIRection TXTORX

See Also

FETCh:DATA:TELecom:ETHernet:RFC:LATency:FCOunt:TX

:SOURce:DATA:TELecom:ETHernet:RFC:FDIRection?

Description	This query returns the Flow Direction At *RST condition, this value is set to 1. Navigation Path: Setup > Test Configurator > RFC 2544 > Global Options - Flow Direction
Syntax	:SOURce:DATA:TELecom:ETHernet:RFC:FDIRection?
Response Syntax	<direction>
Response(s)	**direction**: The response data syntax for the first parameter is defined as a <CHARACTER RESPONSE DATA> element. Returns the Flow direction
Example(s)	SOURce:DATA:TELecom:ETHernet:RFC:FDIRection?
See Also	FETCh:DATA:TELecom:ETHernet:RFC:LATency:FCOunt:TX?

:SOURce:DATA:TELecom:ETHernet:RFC:FDIStrib

Description

This command selects frame size distribution from the list.

At *RST condition, this value is set to RFC2544.

Navigation Path: Setup > Test Configurator > RFC 2544 > Global > Frame Distribution - Frame Distribution

Syntax

:SOURce:DATA:TELecom:ETHernet:RFC:FDIStrib <wsp><Distribution>

Parameter(s)

Distribution:

The program data syntax for the first parameter is defined as a <CHARACTER PROGRAM DATA> element.

Selects frame size distribution from the list.

RFC2544: RFC2544

UDEFined: User Defined

Response Syntax

<direction>

Example(s)

SOUR:DATA:TEL:ETH:RFC:FDIS UDEF

SOUR:DATA:TEL:ETH:RFC:FDIS?

Returns: UDEFined

See Also

SOURce:DATA:TELecom:ETHernet:RFC:QUANtity

SOURce:DATA:TELecom:ETHernet:RFC:QUANtity?

:SOURce:DATA:TELecom:ETHernet:RFC:FDIStrib?

Description

This query returns the frame size distribution from the list.

At *RST condition, this value is set to RFC2544.

Navigation Path: Setup > Test Configurator > RFC 2544 > Global > Frame Distribution - Frame Distribution

Syntax

:SOURce:DATA:TELecom:ETHernet:RFC:FDIStrib?

Response Syntax

<Distribution>

Response(s)

Distribution:

The response data syntax for the first parameter is defined as a <CHARACTER RESPONSE DATA> element.

Returns the frame size distribution from the list.

RFC2544, RFC2544 is returned as frame size distribution.

UDEFined, User Defined (UDEFined) is returned as frame size distribution.

Example(s)

SOUR:DATA:TEL:ETH:RFC:FDIS RFC2544

SOUR:DATA:TEL:ETH:RFC:FDIS?

Returns: RFC2544

See Also

SOURce:DATA:TELecom:ETHernet:RFC:QUANtity

SOURce:DATA:TELecom:ETHernet:RFC:QUANtity?

:SOURce:DATA:TELecom:ETHernet:RFC:FLOSs:ENABle

Description

This command enables/disables the selected Frame Loss subtest.

At *RST condition, this value is set to ON.

Navigation Path: Setup > Test Configurator > RFC 2544 > Global > Frame Loss - Subtests

Syntax

:SOURce:DATA:TELecom:ETHernet:RFC:FLOSs:ENABle <wsp><Status>

Parameter(s)

Status:

The program data syntax for the first parameter is defined as a <BOOLEAN PROGRAM DATA> element.

Enables/disables:

ON: Enables

OFF: Disables

Response Syntax

<Distribution>

Example(s)

SOUR:DATA:TEL:ETH:RFC:FLOS:ENAB ON

SOUR:DATA:TEL:ETH:RFC:FLOS:ENAB?

Returns: 1

See Also

SOURce:DATA:TELecom:ETHernet:RFC:BCKTobck:ENABle

SOURce:DATA:TELecom:ETHernet:RFC:BCKTobck:ENABle?

:SOURce:DATA:TELecom:ETHernet:RFC:FLOSs:ENABle?

Description
This query returns the status of the Frame Loss subtest.
At *RST condition, this value is set to ON.
Navigation Path: Setup > Test Configurator > RFC 2544 > Global > Frame Loss - Subtests

Syntax
:SOURce:DATA:TELecom:ETHernet:RFC:FLOSs:ENABle?

Response Syntax
<Status>

Response(s)
Status:
The response data syntax for the first parameter is defined as a <BOOLEAN RESPONSE DATA> element.
Returns the enable/disable status:
1: Enabled
0: Disabled

Example(s)
SOUR:DATA:TEL:ETH:RFC:FLOS:ENAB ON
SOUR:DATA:TEL:ETH:RFC:FLOS:ENAB?
Returns: 1

See Also
SOURce:DATA:TELecom:ETHernet:RFC:BCKTobck:ENABle
SOURce:DATA:TELecom:ETHernet:RFC:BCKTobck:ENABle?

:SOURce:DATA:TELecom:ETHernet:RFC:FSIZe

Description

This command sets the predefined frame size distribution values for RFC 2544 distribution.

At *RST condition, this value is set to device-dependent.

Navigation Path: Setup > Test Configurator > RFC 2544 > Global > Frame Distribution - Frame Size

Syntax

:SOURce:DATA:TELecom:ETHernet:RFC:FSIZe <wsp><Quantity>, <Size>

Parameter(s)

Quantity:

The program data syntax for the first parameter is defined as a <DECIMAL NUMERIC PROGRAM DATA> element.

Sets the quantity of frame size.

Size:

The program data syntax for the second parameter is defined as a <DECIMAL NUMERIC PROGRAM DATA> element.

Sets the predefined frame size distribution value.

MAXimum: Biggest supported value

MINimum: Smallest supported value

DEFault: Default value

Response Syntax

<Status>

Example(s)

SOUR:DATA:TEL:ETH:RFC:FDIS UDEF

SOUR:DATA:TEL:ETH:RFC:QUAN 1

SOUR:DATA:TEL:ETH:RFC:FSIZ 1, 69

SOUR:DATA:TEL:ETH:RFC:FSIZ? 1

Returns: 69

See Also

SOURce:DATA:TELecom:ETHernet:RFC:QUANtity

:SOURce:DATA:TELecom:ETHernet:RFC:FSIZe?

Description

This query returns the predefined frame size distribution values for RFC 2544 distribution.

At *RST condition, this value is set to device-dependent.

Navigation Path: Setup > Test Configurator > RFC 2544 > Global > Frame Distribution - Frame Size

Syntax

:SOURce:DATA:TELecom:ETHernet:RFC:FSIZe? <wsp><Quantity>,[<Size>]

Parameter(s)

Quantity:

The program data syntax for the first parameter is defined as a <DECIMAL NUMERIC PROGRAM DATA> element.

Sets the quantity of frame size.

Size:

The program data syntax for the second parameter is defined as a <CHARACTER PROGRAM DATA> element.

This parameter is optional. If no token is specified, the current predefined frame size distribution is returned.

MAXimum: Biggest supported value

MINimum: Smallest supported value

DEFault: Default value

Response Syntax

<Fsize>

Response(s)

Fsize:

The response data syntax for the first parameter is defined as a <NR1 NUMERIC RESPONSE DATA> element.

Returns the predefined frame size distribution values.

Example(s)

SOUR:DATA:TEL:ETH:RFC:FDIS UDEF

SOUR:DATA:TEL:ETH:RFC:QUAN 1

SOUR:DATA:TEL:ETH:RFC:FSIZ 1, 65

SOUR:DATA:TEL:ETH:RFC:FSIZ? 1

Returns: 65

See Also

SOURce:DATA:TELecom:ETHernet:RFC:QUANtity?

:SOURce:DATA:TELecom:ETHernet:RFC:LATency:ENABle

Description

This command enables/disables the latency subtest.

At *RST condition, this value is set to ON.

Navigation Path: Setup > Test Configurator > RFC 2544 > Global > Latency - Subtests

Syntax

:SOURce:DATA:TELecom:ETHernet:RFC:LATency:ENABle <wsp><Status>

Parameter(s)

Status:

The program data syntax for the first parameter is defined as a <BOOLEAN PROGRAM DATA> element.

Enables/disables:

ON: Enables

OFF: Disables

Response Syntax

<Fsize>

Example(s)

SOUR:DATA:TEL:ETH:RFC:LAT:ENAB ON

SOUR:DATA:TEL:ETH:RFC:LAT:ENAB?

Returns: 1

See Also

SOURce:DATA:TELecom:ETHernet:RFC:BCKTobck:ENABle

:SOURce:DATA:TELecom:ETHernet:RFC:LATency:ENABle?

Description	This query returns the status of the latency subtest. At *RST condition, this value is set to ON. Navigation Path: Setup > Test Configurator > RFC 2544 > Global > Latency - Subtests
Syntax	:SOURce:DATA:TELecom:ETHernet:RFC:LATency:ENABle?
Response Syntax	<Status>
Response(s)	**Status**: The response data syntax for the first parameter is defined as a <BOOLEAN RESPONSE DATA> element. Returns the enable/disable status: 1: Enabled 0: Disabled
Example(s)	SOUR:DATA:TEL:ETH:RFC:LAT:ENAB ON SOUR:DATA:TEL:ETH:RFC:LAT:ENAB? Returns: 1
See Also	SOURce:DATA:TELecom:ETHernet:RFC:BCKTobck:ENABle?

:SOURce:DATA:TELecom:ETHernet:RFC:QUANtity

Description

This command selects quantity of frame size to be used for the test.

At *RST condition, this value is set to 7.

Navigation Path: Setup > Test Configurator > RFC 2544 > Global > Frame Distribution - Quantity

Syntax

:SOURce:DATA:TELecom:ETHernet:RFC:QUANtity <wsp><Quantity>

Parameter(s)

Quantity:

The program data syntax for the first parameter is defined as a <DECIMAL NUMERIC PROGRAM DATA> element.

Selects quantity of frame size.

Response Syntax

<Status>

Example(s)

SOUR:DATA:TEL:ETH:RFC:QUAN 7

SOUR:DATA:TEL:ETH:RFC:QUAN?

Returns: 7

See Also

SOURce:DATA:TELecom:ETHernet:RFC:FDIStribution

SOURce:DATA:TELecom:ETHernet:RFC:FDIStribution?

:SOURce:DATA:TELecom:ETHernet:RFC:QUANtity?

Description

This query returns the quantity of frame size used for the test.

At *RST condition, this value is set to 7.

Navigation Path: Setup > Test Configurator > RFC 2544 > Global > Frame Distribution - Quantity

Syntax

:SOURce:DATA:TELecom:ETHernet:RFC:QUANtity?

Response Syntax

<Quantity>

Response(s)

Quantity:

The response data syntax for the first parameter is defined as a <NR1 NUMERIC RESPONSE DATA> element.

Returns the quantity of frame size.

Example(s)

SOUR:DATA:TEL:ETH:RFC:QUAN 7

SOUR:DATA:TEL:ETH:RFC:QUAN?

Returns: 7

See Also

SOURce:DATA:TELecom:ETHernet:RFC:FDIStribution

SOURce:DATA:TELecom:ETHernet:RFC:FDIStribution?

:SOURce:DATA:TELecom:ETHernet:RFC:RESTore

Description	This command restores the default CONFig for RFC Frame Sizes. This command is an event and is not associated with an *RST condition or a query form. Navigation Path: Setup > Test Configurator > RFC 2544 > Global > Restore RFC 2544 Defaults
Syntax	:SOURce:DATA:TELecom:ETHernet:RFC:RESTore
Response Syntax	<Quantity>
Example(s)	SOUR:DATA:TEL:ETH:RFC:REST
See Also	SOURce:DATA:TELecom:ETHernet:RFC:FSIZe

:SOURce:DATA:TELecom:ETHernet:RFC:THRoughput:ENABle

Description

This command enables/disables the selected RFC 2544 throughput subtest.

At *RST condition, this value is set to ON.

Navigation Path: Setup > Test Configurator > RFC 2544 > Global > Throughput - Subtests

Syntax

:SOURce:DATA:TELecom:ETHernet:RFC:THRoughput:ENABle <wsp><Status>

Parameter(s)

Status:

The program data syntax for the first parameter is defined as a <BOOLEAN PROGRAM DATA> element.

Enables/disables:

ON: Enables

OFF: Disables

Response Syntax

<Quantity>

Example(s)

SOUR:DATA:TEL:ETH:RFC:THR:ENAB ON

SOUR:DATA:TEL:ETH:RFC:THR:ENAB?

Returns: 1

See Also

SOURce:DATA:TELecom:ETHernet:RFC:THRoughput:VALidations

:SOURce:DATA:TELecom:ETHernet:RFC:THRoughput:ENABle?

Description

This query returns the status of the selected throughput subtest.

At *RST condition, this value is set to ON.

Navigation Path: Setup > Test Configurator > RFC 2544 > Global > Throughput - Subtests

Syntax

:SOURce:DATA:TELecom:ETHernet:RFC:THRoughput:ENABle?

Response Syntax

<Status>

Response(s)

Status:

The response data syntax for the first parameter is defined as a <BOOLEAN RESPONSE DATA> element.

Returns the enable/disable status:

1: Enabled

0: Disabled

Example(s)

SOUR:DATA:TEL:ETH:RFC:THR:ENAB ON

SOUR:DATA:TEL:ETH:RFC:THR:ENAB?

Returns: 1

See Also

SOURce:DATA:TELecom:ETHernet:RFC:THRoughput:VALidations?

Smart Loopback

:SOURce:DATA:TELecom:ETHernet:SLOopback:MATChing:MAC:ADDRess:MODE?

Description	This query returns the MAC address of Smart Loopback application. At *RST condition, this value is set to device-dependent. Navigation Path: Setup > Test Configurator > Smart Loopback > Loopback - Matching & Swapping - MAC Address
Syntax	:SOURce:DATA:TELecom:ETHernet:SLOopback:MATChing:MAC:ADDRess:MODE?
Response Syntax	<Mode>
Response(s)	**Mode**: The response data syntax for the first parameter is defined as a <STRING RESPONSE DATA> element. Returns the MAC address.
Example(s)	SOUR:DATA:TEL:ETH:SLO:MATC:MAC:ADDR:MODE?
See Also	SOURce:DATA:TELecom:ETHernet:SLOopback:MODE?

:SOURce:DATA:TELecom:ETHernet:SLOopback:MATChing:UDP:PORT:MODE?

Description	This query returns the UDP/TCP port value of Smart Loopback application. At *RST condition, this value is set to All. Navigation Path: Setup > Test Configurator > Smart Loopback > Loopback - Matching & Swapping - UDP/TCP Port
Syntax	:SOURce:DATA:TELecom:ETHernet:SLOopback:MATChing:UDP:PORT:MODE?
Response Syntax	<Mode>
Response(s)	**Mode**: The response data syntax for the first parameter is defined as a <CHARACTER RESPONSE DATA> element. Returns the UDP port mode.
Example(s)	SOUR:DATA:TEL:ETH:SLO:MATC:UDP:PORT:MODE?
See Also	SOURce:DATA:TELecom:ETHernet:SLOopback:MODE?

:SOURce:DATA:TELecom:ETHernet:SLOopback:MODE

Description

This command selects the mode for Smart Loopback application.

At *RST condition, this value is set to UDP.

Navigation Path: Setup > Test Configurator > Smart Loopback > Loopback - Mode

Syntax

:SOURce:DATA:TELecom:ETHernet:SLOopback:MODE <wsp><Mode>

Parameter(s)

Mode:

The program data syntax for the first parameter is defined as a <CHARACTER PROGRAM DATA> element.

Selects the loopback mode for the smart loopback application.

UDPTCP, UDP mode is selected.

IP, IP mode is selected.

ETHernet, Ethernet mode is selected.

EAUNicast, Ethernet all unicast mode is selected.

Response Syntax

<Mode>

Example(s)

SOUR:DATA:TEL:ETH:SLO:MODE IP

See Also

SOURce:DATA:TELecom:ETHernet:SLOopback:MATChing:UDP:PORT:MODE?

:SOURce:DATA:TELecom:ETHernet:SLOopback:MODE?

Description

This query returns the selected mode for Smart Loopback application.

At *RST condition, this value is set to UDP.

Navigation Path: Setup > Test Configurator > Smart Loopback > Loopback - Mode

Syntax

:SOURce:DATA:TELecom:ETHernet:SLOopback:MODE?

Response Syntax

<Mode>

Response(s)

Mode:

The response data syntax for the first parameter is defined as a <CHARACTER RESPONSE DATA> element.

Returns the loopback mode.

IP, IP mode is selected.

UDPTCP, UDP mode is selected.

ETHERNET, Ethernet mode is selected.

EAUNICAST, Ethernet all unicast mode is selected.

Example(s)

SOUR:DATA:TEL:ETH:SLO:MODE IP

SOUR:DATA:TEL:ETH:SLO:MODE?

Returns: IP

See Also

SOURce:DATA:TELecom:ETHernet:SLOopback:MATChing:UDP:PORT:MODE?

BERT

:FETCh:DATA:TELecom:PATTern:ALARm:SYNC?

Description	This query returns the Sync status of pattern alarm for the selected lane. At *RST condition, this value is set to device-dependent. Navigation Path: Setup > Test Configurator > Unframed BERT > Sync
Syntax	:FETCh:DATA:TELecom:PATTern:ALARm:SYNC? <wsp><Lane>
Parameter(s)	**Lane**: The program data syntax for the first parameter is defined as a <DECIMAL NUMERIC PROGRAM DATA> element. Selects the lane of pattern alarm.
Response Syntax	<Sync>
Response(s)	**Sync**: The response data syntax for the first parameter is defined as a <CHARACTER RESPONSE DATA> element. Returns the Synch status of the pattern alarm. PRESENT, indicates that at least one alarm has occurred. ABSENT, indicates that no alarm occurred. INACTIVE, indicates that the test did not run yet.
Example(s)	FETC:DATA:TEL:PATT:ALAR:SYNC? 1
See Also	FETCh:DATA:TELecom:PATTern:GLOBal:ALARm:SYNC?

:FETCh:DATA:TELecom:PATTern:GLOBal:ALARm:SYNC?

Description

This query returns the Globally Sync status of the pattern alarm.

At *RST condition, this value is set to device-dependent.

Navigation Path: Setup > Test Configurator > Unframed BERT > Sync

Syntax

:FETCh:DATA:TELecom:PATTern:GLOBal:ALARm:SYNC?

Response Syntax

<Sync>

Response(s)

Sync:

The response data syntax for the first parameter is defined as a <CHARACTER RESPONSE DATA> element.

Returns the Globally Synch status of the pattern

alarm.

PRESENT, indicates that at least one alarm has occurred.

ABSENT, indicates that no alarm occurred.

INACTIVE, indicates that the test did not run yet.

Example(s)

FETC:DATA:TEL:PATT:GLOB:ALAR:SYNC?

See Also

FETCh:DATA:TELecom:PATTern:ALARm:SYNC?

:SENSe:DATA:TELecom:PATTern:THReshold:COUNt

Description

This command selects the Pass/Fail Verdict as Bit Error Count and sets the BER Threshold count value.

At *RST condition, this value is device dependent.

Navigation Path: Setup > Test Configurator > BERT > Bit Error - Pass/Fail Verdict and BER Threshold (Count)

Navigation Path: Setup > Test Configurator > Clients > BERT > Bit Error - Pass/Fail Verdict and BER Threshold (Count)

Syntax

:SENSe:DATA:TELecom:PATTern:THReshold:COUNt <wsp><Set>

Parameter(s)

Set:

The program data syntax for the first parameter is defined as a <DECIMAL NUMERIC PROGRAM DATA> element.

Selects the Pattern Threshold Count Value.

Choices are 0 to 999999

MAXimum: Biggest supported count

MINimum: Smallest supported count

DEFault: Default value

Response Syntax

<Sync>

Example(s)

SENS:DATA:TEL:PATTern:THReshold:COUN 1000

SENS:DATA:TEL:PATTern:THReshold:COUN? Returns: 1000

See Also

SENSe:DATA:TELecom:SDT:NDTime?

:SENSe:DATA:TELecom:PATTern:THReshold:COUNt?

Description

This query returns the BER Threshold count value.

At *RST condition, this value is device dependent.

Navigation Path: Setup > Test Configurator > BERT > Bit Error - Pass/Fail Verdict and BER Threshold (Count)

Navigation Path: Setup > Test Configurator > Clients > BERT > Bit Error - Pass/Fail Verdict and BER Threshold (Count)

Syntax

:SENSe:DATA:TELecom:PATTern:THReshold:COUNt?[<wsp><Threshold>]

Parameter(s)

Threshold:

The program data syntax for the first parameter is defined as a <CHARACTER PROGRAM DATA> element.

This parameter is optional.

If no token is specified, the Pattern Threshold Count Value is returned.

MAXimum: Biggest count

MINimum: Smallest count

DEFault: Default value

Response Syntax

<Value>

Response(s)

Value:

The response data syntax for the first parameter is defined as a <NR1 NUMERIC RESPONSE DATA> element.

Returns the pattern Threshold Count.

Example(s)

SENS:DATA:TEL:PATTern:THReshold:COUN 1000

SENS:DATA:TEL:PATTern:THReshold:COUN? Returns: 1000

See Also

SENSe:DATA:TELecom:SDT:NDTime

:SENSe:DATA:TELecom:PATTern:THReshold:RATE

Description

This command selects the Pass/Fail Verdict as Bit Error Rate and sets the BER Threshold rate value.

At *RST condition, this value is device dependent.

Navigation Path: Setup > Test Configurator > BERT > Bit Error - Pass/Fail Verdict and BER Threshold (Rate)

Navigation Path: Setup > Test Configurator > Clients > BERT > Bit Error - Pass/Fail Verdict and BER Threshold (Rate)

Syntax

:SENSe:DATA:TELecom:PATTern:THReshold:RATE <wsp><Set>

Parameter(s)

Set:

The program data syntax for the first parameter is defined as a <DECIMAL NUMERIC PROGRAM DATA> element.

Selects the Pattern threshold rate.

Choices are 1.0E-14 through 1.9E-01

MAXimum: Biggest rate

MINimum: Smallest rate

DEFault: Default rate

Response Syntax

<Value>

Example(s)

SENS:DATA:TEL:PATTern:THReshold:RATE 1.0E-12

SENS:DATA:TEL:PATTern:THReshold:RATE? Returns: 1.0E-12

See Also

SENSe:DATA:TELecom:SDT:PATTern:THReshold:COUNt?

:SENSe:DATA:TELecom:PATTern:THReshold:RATE?

Description

This query returns BER Threshold rate value.

At *RST condition, this value is device dependent.

Navigation Path: Setup > Test Configurator > BERT > Bit Error - BER Threshold (Rate)

Navigation Path: Setup > Test Configurator >Clients > BERT > Bit Error - BER Threshold (Rate)

Syntax

:SENSe:DATA:TELecom:PATTern:THReshold:RATE?[<wsp><Threshold>]

Parameter(s)

Threshold:

The program data syntax for the first parameter is defined as a <CHARACTER PROGRAM DATA> element.

This parameter is optional.

If no token is specified, the Pattern threshold rate is returned.

MAXimum: Biggest rate

MINimum: Smallest rate

DEFault: Default rate

Response Syntax

<Value>

Response(s)

Value:

The response data syntax for the first parameter is defined as a <NR3 NUMERIC RESPONSE DATA> element.

Returns the pattern BER Threshold rate.

Example(s)

SENS:DATA:TEL:PATTern:THReshold:RATE 1.0E-12

SENS:DATA:TEL:PATTern:THReshold:RATE? Returns: 1.0E-12

See Also

SENSe:DATA:TELecom:SDT:PATTern:THReshold:COUNt

:SENSe:DATA:TELecom:SDT

Description	This command enables/disables the disruption time measurements. At *RST condition, this value is set to OFF. Navigation Path: Setup > Test Configurator > BERT > Service Disruption - Disruption Monitoring
Syntax	:SENSe:DATA:TELecom:SDT <wsp><Status>
Parameter(s)	**Status**: The program data syntax for the first parameter is defined as a <BOOLEAN PROGRAM DATA> element. Enables/disables: ON: Enables OFF: Disables
Response Syntax	<Value>
Example(s)	SENS:DATA:TEL:SDT ON SENS:DATA:TEL:SDT? Returns: 1
See Also	SENSe:DATA:TELecom:SDT:OTN:LAYer:TYPE SENSe:DATA:TELecom:SDT:OTN:DSELection

:SENSe:DATA:TELecom:SDT:NDTime

Description

This command selects the no defect time(ms) without any defects before stopping SDT measurement.

At *RST condition, this value is set to 300 ms.

Navigation Path: Setup > Test Configurator > BERT > Service Disruption - No Defect Time

Syntax

:SENSe:DATA:TELecom:SDT:NDTime <wsp><Time>

Parameter(s)

Time:

The program data syntax for the first parameter is defined as a <DECIMAL NUMERIC PROGRAM DATA> element.

Selects the no defect time without any defects before stopping SDT measurement.Choices are from 0.005ms to 2000 ms.

MAXimum: Biggest supported value

MINimum: Smallest supported value

DEFault: Default Value

Response Syntax

<Value>

Example(s)

SENS:DATA:TEL:SDT:NDT 18

SENS:DATA:TEL:SDT:NDT?

Returns: 18

See Also

SENSe:DATA:TELecom:SDT:OTN:LAYer:TYPE

:SENSe:DATA:TELecom:SDT:NDTime?

Description

This query returns the no defect time(ms) without any defects before stopping SDT measurement.

At *RST condition, thisthis value is set to 300 ms.

Navigation Path: Setup > Test Configurator > BERT > Service Disruption - No Defect Time

Syntax

:SENSe:DATA:TELecom:SDT:NDTime?[<wsp><No Defect Time>]

Parameter(s)

No Defect Time:

The program data syntax for the first parameter is defined as a <CHARACTER PROGRAM DATA> element.

This parameter is optional.If no token is specified, the current no defect time without any defects is returned.

MAXimum: Biggest supported value

MINimum: Smallest supported value

DEFault: Default value

Response Syntax

<Time>

Response(s)

Time:

The response data syntax for the first parameter is defined as a <NR2 NUMERIC RESPONSE DATA> element.

Returns the no defect time without any defects before stopping SDT measurement.

Example(s)

SENS:DATA:TEL:SDT:NDT 200

SENS:DATA:TEL:SDT:NDT?

Returns: 200

See Also

SENSe:DATA:TELecom:SDT:OTN:LAYer:TYPE?

:SENSe:DATA:TELecom:SDT:OTN:DSELection

Description

This command selects the defect of selected layer.

At *RST condition, this value is device dependent.

Navigation Path: Setup > Test Configurator > BERT > Service Disruption - Defect

Syntax

:SENSe:DATA:TELecom:SDT:OTN:DSELection <wsp><Selection>

Parameter(s)

Selection:

The program data syntax for the first parameter is defined as a <CHARACTER PROGRAM DATA> element.

Selects the defect:

AISL, AISP, AISV, AULop,

B1, B2, B3, BIP2, BITerror, BPV,

CBIT, CRC6,

DS1AIS, DS1OOF, DS3AIS, DS3OOF,

E1AIS, E1CRC4, E1EBIT, E1FAS, E1LOF, E1RAI, E2AIS, E2FAS, E2LOF, E2RAI, E3AIS, E3FAS, E3LOF, E3RAI, E4AIS, E4FAS, E4LOF, E4RAI, EPCD, EPPD, EPSD, EVCD, EVPD, EVSD, EXZ,

FAS, FBIT, FCCW, FEBE, FRAMingbit, FUCW,

HOPTCMBIP, HOPTCMIAIS, HOPTCMIEC, HOPTCMLTC, HOPTCMODI, HOPTCMOEI, HOPTCMRDI, HOPTCMREI, HOPTCMTIM, HOPTCMUNEQ, HOPTCMVIOL, HPRei, HPUNEQ,

IDLE,

LOFLom, LOM, LOMF, LOPPLM, LOPTCMBIP, LOPTCMIAIS, LOPTCMIEC, LOPTCMLTC, LOPTCMODI, LOPTCMOEI, LOPTCMRDI, LOPTCMREI, LOPTCMTIM, LOPTCMUNEQ, LOPTCMVIOL, LOPTIM, LOPUNEQ, LOSE, LOSO, LPRDi, LPRei, LPRFi,

MFAS,

OAIS, OBDI, OBEI, OBIae, OBIP8, OBSD, OBSF, ODAis, ODBDi, ODBei, ODBIP8, OFSD, OFSF, OIAe, OLCK, OLOF, OLOM, OMSim, OOCI, OOM, OOOF, OPUAIS, OPUCSF, OPULOOMFI, OPUOMFI, OPUOOMFI, OPUPLM, OTLFAS, OTLINVMArKer, OTLLOF, OTLLOL, OTLLOR, OTLOOF, OTLOOR,

PBIT, PDIP, PLM, PLOSs,

RAI, RAIMf, RDI, RDIL, RDIP, REIL, REIP, RFAS, RLOF,

SEF,

TS16AIS, TU3AIS, TU3B3, TU3LOM, TU3LOP, TU3PCD, TU3PDI, TU3PLM, TU3PPD, TU3PSD, TU3RDI, TU3REI, TU3TCMBIP, TU3TCMIAIS, TU3TCMIEC, TU3TCMLTC, TU3TCMODI, TU3TCMOEI, TU3TCMRDI, TU3TCMREI, TU3TCMTIM, TU3TCMUNEQ, TU3TCMVIOL, TU3TIM, TU3UNEQ, TULop

:SENSe:DATA:TELecom:SDT:OTN:DSELection

Response Syntax	<Time>
Example(s)	SENS:DATA:TEL:SDT:OTN:DSEL BITERROR SENS:DATA:TEL:SDT:OTN:DSEL? Returns: BITERROR
See Also	SENSe:DATA:TELecom:SDT:OTN:LAYer:TYPE

:SENSe:DATA:TELecom:SDT:OTN:DSELection?

Description	This query returns the defect for selected layer. At *RST condition, this value is device dependent. Navigation Path: Setup > Test Configurator > BERT > Service Disruption - Defect
Syntax	:SENSe:DATA:TELecom:SDT:OTN:DSELection?
Response Syntax	<Selection>

:SENSe:DATA:TELecom:SDT:OTN:DSELection?

Response(s)

Selection:

The response data syntax for the first parameter is defined as a <CHARACTER RESPONSE DATA> element.

Returns the defect:

AISL, AISP, AISV, AULop,

B1, B2, B3, BIP2, BITerror, BPV,

CBIT, CRC6,

DS1AIS, DS1OOF, DS3AIS, DS3OOF,

E1AIS, E1CRC4, E1EBIT, E1FAS, E1LOF, E1RAI, E2AIS, E2FAS, E2LOF, E2RAI, E3AIS, E3FAS, E3LOF, E3RAI, E4AIS, E4FAS, E4LOF, E4RAI, EPCD, EPPD, EPSD, EVCD, EVPD, EVSD, EXZ,

FAS, FBIT, FCCW, FEBE, FRAMingbit, FUCW,

HOPTCMBIP, HOPTCMIAIS, HOPTCMIEC, HOPTCMLTC, HOPTCMODI, HOPTCMOEI, HOPTCMRDI, HOPTCMREI, HOPTCMTIM, HOPTCMUNEQ, HOPTCMVIOL, HPRei, HPUNEQ,

IDLE,

LOFLom, LOM, LOMF, LOPPLM, LOPTCMBIP, LOPTCMIAIS, LOPTCMIEC, LOPTCMLTC, LOPTCMODI, LOPTCMOEI, LOPTCMRDI, LOPTCMREI, LOPTCMTIM, LOPTCMUNEQ, LOPTCMVIOL, LOPTIM, LOPUNEQ, LOSE, LOSO, LPRDi, LPRei, LPRFi,

MFAS,

OAIS, OBDI, OBEI, OBIae, OBIP8, OBSD, OBSF, ODAis, ODBDi, ODBei, ODBIP8, OFSD, OFSF, OIAe, OLCK, OLOF, OLOM, OMSim, OOCI, OOM, OOOF, OPUAIS, OPUCSF, OPULOOMFI, OPUOMFI, OPUOOMFI, OPUPLM, OTLFAS, OTLINVMArKer, OTLLOF, OTLLOL, OTLLOR, OTLOOF, OTLOOR,

PBIT, PDIP, PLM, PLOSs,

RAI, RAIMf, RDI, RDIL, RDIP, REIL, REIP, RFAS, RLOF,

SEF,

TS16AIS, TU3AIS, TU3B3, TU3LOM, TU3LOP, TU3PCD, TU3PDI, TU3PLM, TU3PPD, TU3PSD, TU3RDI, TU3REI, TU3TCMBIP, TU3TCMIAIS, TU3TCMIEC, TU3TCMLTC, TU3TCMODI, TU3TCMOEI, TU3TCMRDI, TU3TCMREI, TU3TCMTIM, TU3TCMUNEQ, TU3TCMVIOL, TU3TIM, TU3UNEQ, TULopTU3TIM, TU3UNEQ, TU3TCMVIOL, TULop

Example(s)

SENS:DATA:TEL:SDT:OTN:DSEL BITERROR

SENS:DATA:TEL:SDT:OTN:DSEL?

Returns: BITERROR

See Also

SENSe:DATA:TELecom:SDT:OTN:LAYer:TYPE?

:SENSe:DATA:TELecom:SDT:OTN:LAYer:TYPE

Description

This command selects on which layer the service disruption time test is performed.

At *RST condition, this value is device dependent.

Navigation Path: Setup > Test Configurator > BERT > Service Disruption - Defect

Syntax

:SENSe:DATA:TELecom:SDT:OTN:LAYer:TYPE <wsp><Layer>

Parameter(s)

Layer:

The program data syntax for the first parameter is defined as a <CHARACTER PROGRAM DATA> element.

Selects on which layer the service disruption time test is performed. Choices depend on the selected test path.

DS0, DS1, DS2, DS3,

E0, E1, E2, E3, E4,

FEC,

HOP, HOPTCM,

INTERFACE,

LINE, LOP, LOPTCM,

NONE,

ODU0, ODU1, ODU1E, ODU1F, ODU2, ODU2E, ODU2F, ODU3, ODU3E1, ODU3E2, ODU4,

OPU0, OPU1, OPU1E, OPU1F, OPU2, OPU2E, OPU2F, OPU3, OPU3E1, OPU3E2, OPU4,

OTL,

OTU1, OTU1E, OTU1F, OTU2, OTU2E, OTU2F, OTU3, OTU3E1, OTU3E2, OTU4,

PATTern for BER,

SECTion,

TU3, TU3TCM

Response Syntax

<Selection>

Example(s)

SENS:DATA:TEL:SDT:OTN:LAY:TYPE OTU3e1

SENS:DATA:TEL:SDT:OTN:LAY:TYPE

Returns: OTU3e1

See Also

SENSe:DATA:TELecom:SDT:OTN:DSELection

:SENSe:DATA:TELecom:SDT:OTN:LAYer:TYPE?

Description

This query returns the layer for service disruption time test.

At *RST condition, this value is device dependent.

Navigation Path: Setup > Test Configurator > BERT > Service Disruption - Defect

Syntax

:SENSe:DATA:TELecom:SDT:OTN:LAYer:TYPE?

Response Syntax

<Layer>

Response(s)

Layer:

The response data syntax for the first parameter is defined as a <CHARACTER RESPONSE DATA> element.

Returns the layer on which service disruption time test is performed.

DS0, DS1, DS2, DS3,

E0, E1, E2, E3, E4,

FEC,

HOP, HOPTCM,

INTERFACE,

LINE, LOP, LOPTCM,

NONE,

ODU0, ODU1, ODU1E, ODU1F, ODU2, ODU2E, ODU2F, ODU3, ODU3E1, ODU3E2, ODU4,

OPU0, OPU1, OPU1E, OPU1F, OPU2, OPU2E, OPU2F, OPU3, OPU3E1, OPU3E2, OPU4,

OTL,

OTU1, OTU1E, OTU1F, OTU2, OTU2E, OTU2F, OTU3, OTU3E1, OTU3E2, OTU4,

PATTern for BER,

SECTion,

TU3, TU3TCM

Example(s)

SENS:DATA:TEL:SDT:OTN:LAY:TYPE Interface

SENS:DATA:TEL:SDT:OTN:LAY:TYPE?

Returns: Interface

See Also

SENSe:DATA:TELecom:SDT:OTN:DSELection?

:SENSe:DATA:TELecom:SDT:THReshold

Description

This command selects the configurable threshold value to declare the Service Disruption Pass/Fail verdict.

At *RST condition, this value is set to 1000 ms.

Navigation Path: Setup > Test Configurator > BERT > Service Disruption - SDT Threshold

Syntax

:SENSe:DATA:TELecom:SDT:THReshold <wsp><Threshold>

Parameter(s)

Threshold:

The program data syntax for the first parameter is defined as a <DECIMAL NUMERIC PROGRAM DATA> element.

Selects the configurable threshold value to declare the Service Disruption Pass/Fail verdict.

Choices are from 18.0 to 299999.995

MAXimum: Biggest supported value

MINimum: Smallest supported value.

DEFault: Default value

Response Syntax

<Layer>

Example(s)

SENS:DATA:TEL:SDT:THR 50

SENS:DATA:TEL:SDT:THR?

Returns: 50

See Also

SENS[1..n]:DATA:TEL:SDT:NTT 18

SENS[1..n]:DATA:TEL:SDT:NTT? Returns 18

:SENSe:DATA:TELecom:SDT:THReshold?

Description

This query returns the configurable threshold value to declare the Service Disruption Pass/Fail verdict.

At *RST condition, this value is set to 50 ms.

Navigation Path: Setup > Test Configurator > BERT > Service Disruption - SDT Threshold

Syntax

:SENSe:DATA:TELecom:SDT:THReshold?[<wsp><Threshold>]

Parameter(s)

Threshold:

The program data syntax for the first parameter is defined as a <CHARACTER PROGRAM DATA> element.

This parameter is optional.

If no token is specified, the current threshold value is returned.

MAXimum: Biggest supported value

MINimum: Smallest supported value

DEFault: Default value

Response Syntax

<Set>

Response(s)

Set:

The response data syntax for the first parameter is defined as a <NR2 NUMERIC RESPONSE DATA> element.

Returns the configurable threshold value

Example(s)

SENS:DATA:TEL:SDT:THR

SENS:DATA:TEL:SDT:THR?

Returns: 0

See Also

SENS[1..n]:DATA:TEL:SDT:NTT 200

SENS[1..n]:DATA:TEL:SDT:NTT? Returns 200

:SENSe:DATA:TELecom:SDT:VERDict

Description

This command sets the Pass/Fail Verdict.

At *RST condition, this value is set to Enabled.

Navigation Path: Setup > Test Configurator > BERT > Service Disruption - Pass/Fail Verdict

Syntax

:SENSe:DATA:TELecom:SDT:VERDict <wsp><Status>

Parameter(s)

Status:

The program data syntax for the first parameter is defined as a <BOOLEAN PROGRAM DATA> element.

Enables/disables:

ON: Enables

OFF: Disables

Response Syntax

<Set>

Example(s)

SENS:DATA:TEL:SDT:VERD ON

SENS:DATA:TEL:SDT:VERD?

Returns: 1

See Also

SENSe:DATA:TELecom:SDT:SONet:LAYer:TYPE

SENSe:DATA:TELecom:SDT:SONet:DSELection

:SENSe:DATA:TELecom:SDT:VERDict?

Description

This query returns the Pass/Fail Verdict.

At *RST condition, this value is set to Enabled.

Navigation Path: Setup > Test Configurator > BERT > Service Disruption - Pass/Fail Verdict

Syntax

:SENSe:DATA:TELecom:SDT:VERDict?

Response Syntax

<Set>

Response(s)

Set:

The response data syntax for the first parameter is defined as a <BOOLEAN RESPONSE DATA> element.

Returns the Pass/Failed Verdict status

1 - Pass/Failed Verdict status is enabled.

0 - Pass/Failed Verdict status is disabled.

Example(s)

SENS:DATA:TEL:SDT:VERD ON

SENS:DATA:TEL:SDT:VERD?

Returns: 1

See Also

SENSe:DATA:TELecom:SDT:SONet:LAYer:TYPE?

:SENSe:DATA:TELecom:SDT?

Description

This query returns the status of disruption time measurements.

At *RST condition, this value is set to OFF.

Navigation Path: Setup > Test Configurator > BERT > Service Disruption - Disruption Monitoring

Syntax

:SENSe:DATA:TELecom:SDT?

Response Syntax

<Set>

Response(s)

Set:

The response data syntax for the first parameter is defined as a <BOOLEAN RESPONSE DATA> element.

Returns the status of the disruption time measurements.

1 - measurement is enabled.

0 - measurement is disabled.

Example(s)

SENS:DATA:TEL:SDT ON

SENS:DATA:TEL:SDT? Returns: 1

See Also

SENSe:DATA:TELecom:SDT:OTN:LAYer:TYPE?

:SENSe:DATA:TELecom:UPRBs:PATTern:THReshold:COUNt

Description

This command selects the Pass/Fail Verdict as Bit Error Count and sets the BER Threshold count value.

At *RST condition, this value is set to 0.

Navigation Path: Setup > Test Configurator > Unframed BERT > Pattern > BERT Threshold

Syntax

:SENSe:DATA:TELecom:UPRBs:PATTern:THReshold:COUNt <wsp><Set>

Parameter(s)

Set:

The program data syntax for the first parameter is defined as a <DECIMAL NUMERIC PROGRAM DATA> element.

Selects the Pattern Threshold Count Value.

Choices are 0 to 999999

MAXimum: Biggest supported count

MINimum: Smallest supported count

DEFault: Default value

Response Syntax

<Set>

Example(s)

SENS:DATA:TEL:UPRB:PATTern:THReshold:COUN 1000

SENS:DATA:TEL:UPRB:PATTern:THReshold:COUN? Returns: 1000

See Also

SENSe:DATA:TELecom:SDT:NDTime?

:SENSe:DATA:TELecom:UPRBs:PATTern:THReshold:COUNt?

Description

This query returns the BER Threshold count value.

At *RST condition, this value is device dependent.

Navigation Path: Setup > Test Configurator > Unframed BERT > Pattern > BERT Threshold

Syntax

:SENSe:DATA:TELecom:UPRBs:PATTern:THReshold:COUNt?[<wsp><GET>]

Parameter(s)

GET:

The program data syntax for the first parameter is defined as a <CHARACTER PROGRAM DATA> element.

Returns the Pattern Threshold Count Value.

This parameter is optional. If no token is specified, the Pattern Threshold Count Value is returned.

MAXimum: Biggest count value

MINimum: Smallest count value

DEFault: Default value

Response Syntax

<Value>

Response(s)

Value:

The response data syntax for the first parameter is defined as a <NR1 NUMERIC RESPONSE DATA> element.

Returns the pattern Threshold Count.

Example(s)

SENS:DATA:TEL:UPRB:PATTern:THReshold:COUN 1000

SENS:DATA:TEL:UPRB:PATTern:THReshold:COUN? Returns: 1000

See Also

SENSe:DATA:TELecom:SDT:NDTime

:SENSe:DATA:TELecom:UPRBs:PATTern:THReshold:RATE

Description

This command selects the Pass/Fail Verdict as Bit Error Rate and sets the BER Threshold rate value.

At *RST condition, this value is device dependent.

Navigation Path: Setup > Test Configurator > Unframed BERT > Pattern > BERT Threshold

Syntax

:SENSe:DATA:TELecom:UPRBs:PATTern:THReshold:RATE <wsp><Set>

Parameter(s)

Set:

The program data syntax for the first parameter is defined as a <DECIMAL NUMERIC PROGRAM DATA> element.

Selects the Pattern threshold rate.

Choices are 1.0E-14 through 1.9E-01

MAXimum: Biggest rate

MINimum: Smallest rate

DEFault: Default value

Response Syntax

<Value>

Example(s)

SENS:DATA:TEL:UPRB:PATTern:THReshold:RATE 1.0E-12

SENS:DATA:TEL:UPRB:PATTern:THReshold:RATE? Returns: 1.0E-12

See Also

SENSe:DATA:TELecom:SDT:PATTern:THReshold:COUNt

:SENSe:DATA:TELecom:UPRBs:PATTern:THReshold:RATE?

Description

This query returns BER Threshold rate value.

At *RST condition, this value is device dependent.

Navigation Path: Setup > Test Configurator > Unframed BERT > Pattern > BERT Threshold

Syntax

:SENSe:DATA:TELecom:UPRBs:PATTern:THReshold:RATE?[<wsp><GET>]

Parameter(s)

GET:

The program data syntax for the first parameter is defined as a <CHARACTER PROGRAM DATA> element.

Returns the Pattern Threshold Rate.

This parameter is optional. If no token is specified, the Pattern Threshold Rate is returned.

MAXimum: Biggest supported rate

MINimum: Smallest supported rate

DEFault: Default value

Response Syntax

<Value>

Response(s)

Value:

The response data syntax for the first parameter is defined as a <NR3 NUMERIC RESPONSE DATA> element.

Returns the pattern Threshold rate.

Example(s)

SENS:DATA:TEL:UPRB:PATTern:THReshold:RATE 1.0E-12

SENS:DATA:TEL:UPRB:PATTern:THReshold:RATE? Returns: 1.0E-12

See Also

SENSe:DATA:TELecom:SDT:PATTern:THReshold:COUNt

:SOURce:DATA:TELecom:OTN:REStore:DEFault

Description	This command resets the test to its default factory settings. This command is an event and is not associated with an *RST condition or a query form. Navigation Path: OTN Test > Setup > BERT / Unframed BERT > Restore OTN BERT Defaults
Syntax	:SOURce:DATA:TELecom:OTN:REStore:DEFault
Response Syntax	<Value>
Example(s)	SOUR:DATA:TEL:OTN:REST:DEF
See Also	SOURce:DATA:TELecom:SDHSonet:OH:REStore:DEFault SOURce:DATA:TELecom:GFP:OH:RESTore:DEFault

:SOURce:DATA:TELecom:PATTern:VERDict:DISable

Description	This command disables the Pass/Fail Verdict. This command is an event and is not associated with an *RST condition or a query form. Navigation Path: Setup > Test Configurator > BERT > Bit Error - Pass/Fail Verdict Navigation Path: Setup > Test Configurator > Clients > BERT > Bit Error - Pass/Fail Verdict
Syntax	:SOURce:DATA:TELecom:PATTern:VERDict:DISable
Response Syntax	<Value>
Example(s)	SOUR:DATA:TEL:PATTern:VERDict:DISable
See Also	SOURce:DATA:TELecom:OTN:OH:OTU[1..n]:DEFault?

Interface - Laser ON/OFF

:SENSe:DATA:TELecom:ALASer

Description	This command enables/disables the All Lanes selection; once set use the following command to enable/disable the laser for all lanes OUTPut[1..n]:TELecom:LASer At *RST condition, this value is set to ON. Navigation Path: Setup > Test Configurator > OTU4/OTU3/100GE/40GE parallel interface > Interface/Signal > Physical Interface - Laser ON/OFF > All Lanes
Syntax	:SENSe:DATA:TELecom:ALASer <wsp><Set>
Parameter(s)	**Set**: The program data syntax for the first parameter is defined as a <BOOLEAN PROGRAM DATA> element. enables/disables the laser for all Lanes. ON: Enabled OFF: Disabled
Response Syntax	<Termination>
Example(s)	SENS:DATA:TEL:ALAS ON SENS:DATA:TEL:ALAS? Returns: 1
See Also	SENSe:DATA:TELecom:ALASer ON SENSe:DATA:TELecom:ALASer? Returns: 1

:SENSe:DATA:TELecom:ALASer?

Description

This query returns the state of the All Lanes selection.

At *RST condition, this value is set to ON.

Navigation Path: Setup > Test Configurator > OTU4/OTU3/100GE/40GE parallel interface > Interface/Signal > Physical Interface - Laser ON/OFF > All Lanes

Syntax

:SENSe:DATA:TELecom:ALASer?

Response Syntax

<Set>

Response(s)

Set:

The response data syntax for the first parameter is defined as a <BOOLEAN RESPONSE DATA> element.

Returns the status of the laser for all lanes.

1, returns the status of the laser for all lanes as ON.

0, returns the status of the laser for all lanes as OFF.

Example(s)

SENS:DATA:TEL:ALAS ON

SENS:DATA:TEL:ALAS?

Returns: 1

See Also

SENSe:DATA:TELecom:LASer?

SENSe:DATA:TELecom:LASer

:SENSe:DATA:TELecom:LASer

Description

This command enables/disables the laser for the selected lane. Available when the All Lanes setting is disabled.

At *RST condition, this value is set to ON.

Navigation Path: Setup > Test Configurator > Interface > Physical Interface > Laser ON/OFF > Lane

Syntax

:SENSe:DATA:TELecom:LASer <wsp><Lane>, <Set>

Parameter(s)

Lane:

The program data syntax for the first parameter is defined as a <DECIMAL NUMERIC PROGRAM DATA> element.

Selects the lane number.

Set:

The program data syntax for the second parameter is defined as a <BOOLEAN PROGRAM DATA> element.

enables/disables the laser according to per lane CONFig.

ON, sets the laser to ON.

OFF, sets the laser to OFF.

Response Syntax

<Set>

Example(s)

SENS:DATA:TEL:LAS 1, ON

SENS:DATA:TEL:LAS? 1

Returns: 1

See Also

SENSe:DATA:TELecom:LASer?

SENSe:DATA:TELecom:ALASer

:SENSe:DATA:TELecom:LASer?

Description

This query returns the enable/disable status of the laser for a specific lane.

At *RST condition, this value is set to ON.

Navigation Path: Setup > Test Configurator > Interface > Physical Interface > Laser ON/OFF > Lane

Syntax

:SENSe:DATA:TELecom:LASer? <wsp><Lane>

Parameter(s)

Lane:

The program data syntax for the first parameter is defined as a <DECIMAL NUMERIC PROGRAM DATA> element.

Selects the lane number.

Response Syntax

<Set>

Response(s)

Set:

The response data syntax for the first parameter is defined as a <BOOLEAN RESPONSE DATA> element.

Returns the enable/disable status of the laser for a specific lane.

1: Laser is ON

0: Lase is OFF

Example(s)

SENS:DATA:TEL:LAS 1, ON

SENS:DATA:TEL:LAS? 1

Returns: 1

See Also

SENSe:DATA:TELecom:ALASer

Signal - Signal Configuration (OTN) - Modify Tributary Slots/Port

:FETCh:DATA:TELecom:OTN:BITRate?

Description	This query returns the nominal bit rate value. At *RST condition, this value is set to 1. Navigation Path: Setup > Test Configurator > OTU > Signal > Modify Tributary Slots/Port > Nominal Bit Rate
Syntax	:FETCh:DATA:TELecom:OTN:BITRate?
Response Syntax	<Rate>
Response(s)	**Rate**: The response data syntax for the first parameter is defined as a <NR2 NUMERIC RESPONSE DATA> element. Returns the nominal bit rate value
Example(s)	FETC:DATA:TEL:OTN:BITRate?
See Also	FETCh:DATA:TELecom:OTN:SLOTs

:FETCh:DATA:TELecom:OTN:SLOTs?

Description	This query returns the number of tributary slot enabled/selected. At *RST condition, this value is set to 1. Navigation Path: Setup > Test Configurator > OTU > Signal > Modify Tributary Slots/Port > Number of Trib Slots
Syntax	:FETCh:DATA:TELecom:OTN:SLOTs?
Response Syntax	<Slots>
Response(s)	**Slots**: The response data syntax for the first parameter is defined as a <NR1 NUMERIC RESPONSE DATA> element. Returns the Count of No.of Tributory Slots selected.
Example(s)	FETC:DATA:TEL:OTN:SLOTs?
See Also	FETCh:DATA:TELecom:OTN:BITRate

:SOURce:DATA:TELecom:OTN:FSTRucture:ENABle

Description

This command enables/disables the fixed structure.

At *RST condition, this value is set to ON.

Navigation Path: Setup > Test Configurator > OTU > Signal > Modify Tributary Slots/Port > Fixed Structure

Syntax

:SOURce:DATA:TELecom:OTN:FSTRucture:ENABle <wsp><OduType>, <Status>

Parameter(s)

OduType:

The program data syntax for the first parameter is defined as a <STRING PROGRAM DATA> element.

Selects the ODU type value.

Status:

The program data syntax for the second parameter is defined as a <BOOLEAN PROGRAM DATA> element.

Enables/disables:

ON: Enables

OFF: Disables

Response Syntax

<Slots>

Example(s)

SOUR:DATA:TEL:OTN:FSTR:ENAB ODU3,ON

See Also

SOURce:DATA:TELecom:OTN:PORT

:SOURce:DATA:TELecom:OTN:FSTRucture:ENABle?

Description

This query returns the fixed structure status.

At *RST condition, this value is set to ON.

Navigation Path: Setup > Test Configurator > OTU > Signal > Modify Tributary Slots/Port > Fixed Structure

Syntax

:SOURce:DATA:TELecom:OTN:FSTRucture:ENABle? <wsp><OduType>

Parameter(s)

OduType:

The program data syntax for the first parameter is defined as a <STRING PROGRAM DATA> element.

Selects the ODU type value.

Response Syntax

<Status>

Response(s)

Status:

The response data syntax for the first parameter is defined as a <BOOLEAN RESPONSE DATA> element.

Returns the enable/disable status:

1: Enabled

0: Disabled

Example(s)

SOUR:DATA:TEL:OTN:FSTR:ENAB? ODU3

See Also

SOURce:DATA:TELecom:OTN:PORT

:SOURce:DATA:TELecom:OTN:PORT

Description

This command sets the tributary port value.

At *RST condition, this value is set to 1.

Navigation Path: Setup > Test Configurator > OTU > Signal > Modify Tributary Slots/Port > Tributary Port

Syntax

:SOURce:DATA:TELecom:OTN:PORT <wsp><OduType>,[<Set>]

Parameter(s)

OduType:

The program data syntax for the first parameter is defined as a <STRING PROGRAM DATA> element.

Selects the ODU type value.

Set:

The program data syntax for the second parameter is defined as a <DECIMAL NUMERIC PROGRAM DATA> element.

Sets the port value.

Response Syntax

<Status>

Example(s)

SOUR:DATA:TEL:OTN:PORT ODU3,3

See Also

SOURce:DATA:TELecom:OTN:FSTRucture:ENABle

:SOURce:DATA:TELecom:OTN:PORT?

Description

This query returns the tributary port value.

At *RST condition, this value is set to 1.

Navigation Path: Setup > Test Configurator > OTU > Signal > Modify Tributary Slots/Port > Tributary Port

Syntax

:SOURce:DATA:TELecom:OTN:PORT? <wsp><OduType>

Parameter(s)

OduType:

The program data syntax for the first parameter is defined as a <STRING PROGRAM DATA> element.

Selects the ODU type value.

Response Syntax

<port>

Response(s)

port:

The response data syntax for the first parameter is defined as a <NR1 NUMERIC RESPONSE DATA> element.

Returns the port value.

Example(s)

SOUR:DATA:TEL:OTN:PORT? ODU3

See Also

SOURce:DATA:TELecom:OTN:FSTRucture:ENABle

:SOURce:DATA:TELecom:OTN:POSition

Description

This command selects/un-selects a specific tributary slot.

At *RST condition, this value is set to 1 (ON).

Navigation Path: Setup > Test Configurator > OTU > Signal > Modify Tributary Slots/Port > Table of slot selection

Syntax

:SOURce:DATA:TELecom:OTN:POSition <wsp><OduType>, <Slot>, <Set>

Parameter(s)

OduType:

The program data syntax for the first parameter is defined as a <STRING PROGRAM DATA> element.

Selects the ODU type value.

Slot:

The program data syntax for the second parameter is defined as a <DECIMAL NUMERIC PROGRAM DATA> element.

Selects the slot value.

Set:

The program data syntax for the third parameter is defined as a <BOOLEAN PROGRAM DATA> element.

Sets the slot status whether selected or not selected.

ON, enables slot selection.

OFF, disables slot selection.

Response Syntax

<port>

Example(s)

SOUR:DATA:TEL:OTN:POS ODU2,1, ON

See Also

SOURce:DATA:TELecom:OTN:POSition?

SOURce:DATA:TELecom:OTN:POSition:RANGe

:SOURce:DATA:TELecom:OTN:POSition:RANGe

Description

This command selects/un-selects a group of tributary slots.

At *RST condition, this value is set to 1 (ON).

Navigation Path: Setup > Test Configurator > Signal (OTU) > Modify Tributary Slots/Port

Syntax

:SOURce:DATA:TELecom:OTN:POSition:RANGe <wsp><ODU>, <Slot-From>, <Slot-To>, <Set>

Parameter(s)

ODU:

The program data syntax for the first parameter is defined as a <STRING PROGRAM DATA> element.

Selects the ODU type value.

Slot-From:

The program data syntax for the second parameter is defined as a <DECIMAL NUMERIC PROGRAM DATA> element.

Selects the first slot in the range.

Slot-To:

The program data syntax for the third parameter is defined as a <DECIMAL NUMERIC PROGRAM DATA> element.

Selects the last slot in the range.

Set:

The program data syntax for the fourth parameter is defined as a <BOOLEAN PROGRAM DATA> element.

Enables/Disables the slots for the selected range.

ON: Enables slots

OFF: Disables slots

Response Syntax

<port>

Example(s)

SOUR:DATA:TEL:OTN:POS:RANG ODU4,1,31,ON

SOUR:DATA:TEL:OTN:POS:RANG? ODU4

See Also

SOURce:DATA:TELecom:OTN:POSition:RANGe?

SOURce:DATA:TELecom:OTN:POSition

:SOURce:DATA:TELecom:OTN:POSition:RANGe?

Description

This query returns the status for all slots, for selected ODU type.

At *RST condition, this value is set to 1 (ON).

Navigation Path: Setup > Test Configurator > OTU > Signal > Modify Tributary Slots/Port > Table of slot selection

Syntax

:SOURce:DATA:TELecom:OTN:POSition:RANGe? <wsp><OduType>

Parameter(s)

OduType:

The program data syntax for the first parameter is defined as a <STRING PROGRAM DATA> element.

Selects the ODU type value.

Response Syntax

<Slot status>

Response(s)

Slot status:

The response data syntax for the first parameter is defined as a <STRING RESPONSE DATA> element.

Returns all available slots and their status for specified ODU type.

1: Selected

0: Not selected

Example(s)

SOUR:DATA:TEL:OTN:POS:RANG ODU4,1,31,ON

SOUR:DATA:TEL:OTN:POS:RANG? ODU4

See Also

SOURce:DATA:TELecom:OTN:POSition:RANGe?

SOURce:DATA:TELecom:OTN:POSition?

:SOURce:DATA:TELecom:OTN:POSition?

Description

This query returns the state of a specific tributary slot.

At *RST condition, this value is set to 1 (ON).

Navigation Path: Setup > Test Configurator > OTU > Signal > Modify Tributary Slots/Port > Table of slot selection

Syntax

:SOURce:DATA:TELecom:OTN:POSition? <wsp><OduType>, <Slot>

Parameter(s)

OduType:

The program data syntax for the first parameter is defined as a <STRING PROGRAM DATA> element.

Selects the ODU type value.

Slot:

The program data syntax for the second parameter is defined as a <DECIMAL NUMERIC PROGRAM DATA> element.

Selects the slot value.

Response Syntax

<status>

Response(s)

status:

The response data syntax for the first parameter is defined as a <BOOLEAN RESPONSE DATA> element.

Returns the slot status, whether it is selected or not.

1: Selected

0: Not selected

Example(s)

SOUR:DATA:TEL:OTN:POS? ODU2,1

See Also

SOURce:DATA:TELecom:OTN:POSition

SOURce:DATA:TELecom:OTN:POSition:RANGe?

Signal - Signal Configuration (OTN) - Config TCM

:SOURce:DATA:TELecom:OTN:ODU[1..n]:CONFig:TCM[1..n]

Description

This command enables/disables TCM.

At *RST condition, this value is set to OFF.

Navigation Path: Setup > Test Configurator > OTU > Signal > Config TCM > TCMn

Syntax

:SOURce:DATA:TELecom:OTN:ODU[1..n]:CONFig:TCM[1..n] <wsp><Status>

Parameter(s)

Status:

The program data syntax for the first parameter is defined as a <BOOLEAN PROGRAM DATA> element.

enables/disables the TCM values.

ON, sets the TCM ON.

OFF, sets the TCM OFF.

Response Syntax

<List of ODUx Tributary Configuration>

Example(s)

SOUR:DATA:TEL:OTN:ODU3:CONF:TCM1 ON

SOUR:DATA:TEL:OTN:ODU3:CONF:TCM1?

Returns: 1

See Also

SOURce:DATA:TELecom:OTN:OTU[1..n]:SCRambler

SOURce:DATA:TELecom:OTN:OTU[1?n]:SCRambler?

:SOURce:DATA:TELecom:OTN:ODU[1..n]:CONFig:TCM[1..n]?

Description

This query returns the status of TCM.

At *RST condition, this value is set to OFF.

Navigation Path: Setup > Test Configurator > OTU > Signal > Config TCM > TCMn

Syntax

:SOURce:DATA:TELecom:OTN:ODU[1..n]:CONFig:TCM[1..n]?

Response Syntax

<Set>

Response(s)

Set:

The response data syntax for the first parameter is defined as a <BOOLEAN RESPONSE DATA> element.

Returns the status of the TCM values.

0, returns the status as OFF.

1, returns the status as ON.

Example(s)

SOUR:DATA:TEL:OTN:ODU3:CONF:TCM1 ON

SOUR:DATA:TEL:OTN:ODU3:CONF:TCM1?

Returns: 1

See Also

SOURce:DATA:TELecom:OTN:OTU[1..n]:SCRambler

SOURce:DATA:TELecom:OTN:OTU[1..n]:SCRambler?

:SOURce:DATA:TELecom:OTN:ODU[1..n]:E[1..n]:CONFig:TCM[1..n]

Description	This command sets the status of TCM values for OTU1e/2e and OTU3e1/e2 rates. At *RST condition, this value is set to OFF. Navigation Path: Setup > Test Configurator > OTU1e/2e / OTU3e1/e2 > Signal > Config TCM > TCMn
Syntax	:SOURce:DATA:TELecom:OTN:ODU[1..n]:E[1..n]:CONFig:TCM[1..n] <wsp><Status>
Parameter(s)	**Status**: The program data syntax for the first parameter is defined as a <BOOLEAN PROGRAM DATA> element. Enables/disables: ON: Enables OFF: Disables
Response Syntax	<Set>
Example(s)	SOUR:DATA:TEL:OTN:ODU3:E1:CONF:TCM1 ON SOUR:DATA:TEL:OTN:ODU3:E1:CONF:TCM1? Returns: 1
See Also	SOURce:DATA:TELecom:OTN:OTU[1..n]:E[1..n]:SCRambler SOURce:DATA:TELecom:OTN:OTU[1..n]:E[1..n]:SCRambler?

:SOURce:DATA:TELecom:OTN:ODU[1..n]:E[1..n]:CONFig:TCM[1..n]?

Description

This query returns the status of TCM for OTU1e/2e and OTU3e1/e2 rates.

At *RST condition, this value is set to OFF.

Navigation Path: Setup > Test Configurator > OTU1e/2e / OTU3e1/e2 > Signal > Config TCM > TCMn

Syntax

:SOURce:DATA:TELecom:OTN:ODU[1..n]:E[1..n]:CONFig:TCM[1..n]?

Response Syntax

<Set>

Response(s)

Set:

The response data syntax for the first parameter is defined as a <BOOLEAN RESPONSE DATA> element.

Returns the status of the TCM values.

0, returns the status as OFF.

1, returns the status as ON.

Example(s)

SOUR:DATA:TEL:OTN:ODU3:E1:CONF:TCM1 OFF

SOUR:DATA:TEL:OTN:ODU3:E1:CONF:TCM1?

Returns: 0

See Also

SOURce:DATA:TELecom:OTN:OTU[1..n]:E[1..n]:SCRambler

SOURce:DATA:TELecom:OTN:OTU[1..n]:E[1..n]:SCRambler?

:SOURce:DATA:TELecom:OTN:ODU[1..n]:F:CONFig:TCM[1..n]

Description

This command sets the status of TCM for OTU1f/2f rate.

At *RST condition, this value is set to OFF.

Navigation Path: Setup > Test Configurator > OTU1f/2f > Signal > Config TCM > TCMn

Syntax

:SOURce:DATA:TELecom:OTN:ODU[1..n]:F:CONFig:TCM[1..n] <wsp><Status>

Parameter(s)

Status:

The program data syntax for the first parameter is defined as a <BOOLEAN PROGRAM DATA> element.

Enables/disables:

ON: Enables

OFF: Disables

Response Syntax

<Set>

Example(s)

SOUR:DATA:TEL:OTN:ODU1:F:CONFig:TCM1 ON

SOUR:DATA:TEL:OTN:ODU1:F:CONFig:TCM1?

Returns: 1

See Also

SOURce:DATA:TELecom:OTN:OTU[1..n]:E[1..n]:SCRambler

SOURce:DATA:TELecom:OTN:OTU[1..n]:E[1..n]:SCRambler?

:SOURce:DATA:TELecom:OTN:ODU[1..n]:F:CONFig:TCM[1..n]?

Description

This query returns the status of TCM for OTU1f/2f rate.

At *RST condition, this value is set to OFF.

Navigation Path: Setup > Test Configurator > OTU1f/2f > Signal > Config TCM > TCMn

Syntax

:SOURce:DATA:TELecom:OTN:ODU[1..n]:F:CONFig:TCM[1..n]?

Response Syntax

<Set>

Response(s)

Set:

The response data syntax for the first parameter is defined as a <BOOLEAN RESPONSE DATA> element.

Returns the status of the TCM values.

0, returns the status of the TCM values is disabled.

1, returns the status of the TCM values is enabled.

Example(s)

SOUR:DATA:TEL:OTN:ODU1:F:CONFig:TCM1 OFF

SOUR:DATA:TEL:OTN:ODU1:F:CONFig:TCM1?

Returns: 0

See Also

SOURce:DATA:TELecom:OTN:OTU[1..n]:E[1..n]:SCRambler

SOURce:DATA:TELecom:OTN:OTU[1..n]:E[1..n]:SCRambler?

Modify Frame Structure

:SOURce:DATA:TELecom:ETHernet:ESAM:CONFig:SERVices:LAYermode

Description	This command sets the Layer mode for selected service. At *RST condition, the value is set to Mixed. Navigation Path: Setup > Test Configurator > Services > MAC/IP/UDP > Modify Frame Structure - Layer Mode
Syntax	:SOURce:DATA:TELecom:ETHernet:ESAM:CONFig:SERVices:LAYermode <wsp><Layer Mode>
Parameter(s)	**Layer Mode**: The program data syntax for the first parameter is defined as a <CHARACTER PROGRAM DATA> element. Sets the Layer mode. MIXED : Mixed LAYER2ONLY : L2 Only
Response Syntax	<Value>
Example(s)	SOUR:DATA:TEL:ETH:ESAM:CONF:SERV:LAY MIXED

:SOURce:DATA:TELecom:ETHernet:ESAM:CONFig:SERVices:LAYermode?

Description	This query returns the Layer mode for selected service. At *RST condition, the value is set to Mixed. Navigation Path: Setup > Test Configurator > Services > MAC/IP/UDP > Modify Frame Structure - Layer Mode
Syntax	:SOURce:DATA:TELecom:ETHernet:ESAM:CONFig:SERVices:LAYermode?
Response Syntax	<Layer Mode>
Response(s)	**Layer Mode**: The response data syntax for the first parameter is defined as a <CHARACTER RESPONSE DATA> element. Returns the Layer Mode. MIXED: Mixed LAYER2ONLY : L2 Only
Example(s)	SOUR:DATA:TEL:ETH:ESAM:CONF:SERV:LAY MIXED

:SOURce:DATA:TELecom:ETHernet:ESAM:CONFig:SERVices:VLAN

Description

This command enables/disables VLAN tags.

At *RST condition, this value is set to OFF.

Navigation Path: Setup > Test Configurator > Services > MAC/IP/UDP > Modify Frame Structure > VLAN - VLAN Tag

Syntax

:SOURce:DATA:TELecom:ETHernet:ESAM:CONFig:SERVices:VLAN <wsp><Service>, <Direction>, <Set>

Parameter(s)

Service:

The program data syntax for the first parameter is defined as a <DECIMAL NUMERIC PROGRAM DATA> element.

Selects the Service number 1 or 10.

Direction:

The program data syntax for the second parameter is defined as a <CHARACTER PROGRAM DATA> element.

Selects the Direction.

(For DTS used both LTOR and RTOL as direction, For Non DTS use LTOR as direction and for Dual port topology use P1TOP2 and P2TOP1)

LTORemote: Local to Remote

RTOLocal: Remote to Local

P1TOP2: P1 -TO-P2

P2TOP1: P2 -TO-P1

Set:

The program data syntax for the third parameter is defined as a <BOOLEAN PROGRAM DATA> element.

enables/disables the VLAN.

ON: Enabled

OFF: Disabled

Response Syntax

<Layer Mode>

Example(s)

SOURce:DATA:TELecom:ETHernet:ESAM:CONFig:SERVices:VLAN 1, LTOR,ON

See Also

FETCh:DATA:TELecom:ETHernet:ESAM:RESUlt:SCOTest:BURSt:TEST?

:SOURce:DATA:TELecom:ETHernet:ESAM:CONFig:SERVices:VLAN:STACked

Description

This command selects the number of staked VLAN tags.

At *RST condition, this value is set to 1.

Navigation Path: Setup > Test Configurator > Services > MAC/IP/UDP > Modify Frame Structure > VLAN - VLAN Tag

Syntax

:SOURce:DATA:TELecom:ETHernet:ESAM:CONFig:SERVices:VLAN:STACked <wsp><Service>, <Direction>, <Stacked>

Parameter(s)

Service:

The program data syntax for the first parameter is defined as a <DECIMAL NUMERIC PROGRAM DATA> element.

Selects the Service number 1 or 10.

Direction:

The program data syntax for the second parameter is defined as a <CHARACTER PROGRAM DATA> element.

Selects the Direction.

(For DTS used both LTOR and RTOL as direction, For Non DTS use LTOR as direction and for Dual port topology use P1TOP2 and P2TOP1)

LTORemote: Local to Remote

RTOLocal: Remote to Local

P1TOP2: P1 -TO-P2

P2TOP1: P2 -TO-P1

Stacked:

The program data syntax for the third parameter is defined as a <DECIMAL NUMERIC PROGRAM DATA> element.

Selects the VLAN stacked.

Response Syntax

<Layer Mode>

Example(s)

SOURce:DATA:TELecom:ETHernet:ESAM:CONFig:SERVices:VLAN 1, LTOR,ON

SOURce:DATA:TELecom:ETHernet:ESAM:CONFig:SERVices:VLAN:STAC 1, LTOR,3

See Also

SOURce:DATA:TELecom:ETHernet:ESAM:CONFig:SERVices:VLAN

:SOURce:DATA:TELecom:ETHernet:ESAM:CONFig:SERVices:VLAN:STACked?

Description

This query returns the number of staked VLAN tags.

At *RST condition, this value is set to 1.

Navigation Path: Setup > Test Configurator > Services > MAC/IP/UDP > Modify Frame Structure > VLAN - VLAN Tag

Syntax

:SOURce:DATA:TELecom:ETHernet:ESAM:CONFig:SERVices:VLAN:STACked? <wsp><Service>, <Direction>

Parameter(s)

Service:

The program data syntax for the first parameter is defined as a <DECIMAL NUMERIC PROGRAM DATA> element.

Selects the Service number 1 or 10.

Direction:

The program data syntax for the second parameter is defined as a <CHARACTER PROGRAM DATA> element.

Selects the Direction.

(For DTS used both LTOR and RTOL as direction, For Non DTS use LTOR as direction and for Dual port topology use P1TOP2 and P2TOP1)

LTORemote: Local to Remote

RTOLocal: Remote to Local

P1TOP2: P1 -TO-P2

P2TOP1: P2 -TO-P1

Response Syntax

<Stacked>

Response(s)

Stacked:

The response data syntax for the first parameter is defined as a <NR1 NUMERIC RESPONSE DATA> element.

Returns the VLAN stacked.

Example(s)

SOURce:DATA:TELecom:ETHernet:ESAM:CONFig:SERVices:VLAN 1, LTOR,ON

SOURce:DATA:TELecom:ETHernet:ESAM:CONFig:SERVices:VLAN:STAC 1, LTOR,3

SOURce:DATA:TELecom:ETHernet:ESAM:CONFig:SERVices:VLAN:STAC? 1, LTOR

Returns: 3

See Also

SOURce:DATA:TELecom:ETHernet:ESAM: CONFig:SERVices:VLAN?

:SOURce:DATA:TELecom:ETHernet:ESAM:CONFig:SERVices:VLAN?

Description

This query returns the status fo VLAN tags.

At *RST condition, this value is set to OFF.

Navigation Path: Setup > Test Configurator > Services > MAC/IP/UDP > Modify Frame Structure > VLAN - VLAN Tag

Syntax

:SOURce:DATA:TELecom:ETHernet:ESAM:CONFig:SERVices:VLAN? <wsp><Service>, <Direction>

Parameter(s)

Service:

The program data syntax for the first parameter is defined as a <DECIMAL NUMERIC PROGRAM DATA> element.

Selects the Service number 1 or 10.

Direction:

The program data syntax for the second parameter is defined as a <CHARACTER PROGRAM DATA> element.

Selects the Direction.

(For DTS used both LTOR and RTOL as direction, For Non DTS use LTOR as direction and for Dual port topology use P1TOP2 and P2TOP1)

LTORemote: Local to Remote

RTOLocal: Remote to Local

P1TOP2: P1 -TO-P2

P2TOP1: P2 -TO-P1

Response Syntax

<Set>

:SOURce:DATA:TELecom:ETHernet:ESAM:CONFig:SERVices:VLAN?

Response(s)

Set:

The response data syntax for the first parameter is defined as a <BOOLEAN RESPONSE DATA> element.

Returns the status of Virtual Local Area Network (VLAN) Configuration.

1, VLAN is enabled.

0, VLAN is disabled.

Example(s)

SOURce:DATA:TELecom:ETHernet:ESAM:CONFig:SERVices:VLAN 1, LTOR,ON

SOURce:DATA:TELecom:ETHernet:ESAM:CONFig:SERVices:VLAN? 1, LTOR

Returns: 1

See Also

SOURce:DATA:TELecom:ETHernet:STReam: ETHer?

:SOURce:DATA:TELecom:ETHernet:PORT:IPVersion

Description

This command selects the IP version.

At *RST condition, this value is set to IPv4.

Navigation Path: Setup > Test Configurator > MAC/IP/UDP > Modify Frame Structure > Global Option - IP Version

Navigation Path: Setup > Test Configurator > Streams/Services > MAC/IP/UDP > Modify Frame Structure > Global Option - IP Version

Syntax

:SOURce:DATA:TELecom:ETHernet:PORT:IPVersion <wsp><IP Version>

Parameter(s)

IP Version:

The program data syntax for the first parameter is defined as a <CHARACTER PROGRAM DATA> element.

Selects the IP version.

IPV6

IPV4

Response Syntax

<Set>

Example(s)

SOUR:DATA:TEL:ETH:PORT:IPV IPV6

SOUR:DATA:TEL:ETH:PORT:IPV?

Returns: IPV6

See Also

SOURce:DATA:TELecom:ETHernet:PORT:GLOBal:IPV:ADDRess?

:SOURce:DATA:TELecom:ETHernet:PORT:IPVersion?

Description

This query returns the IP version.

At *RST condition, this value is set to IPv4.

Navigation Path: Setup > Test Configurator > MAC/IP/UDP > Modify Frame Structure > Global Option - IP Version

Navigation Path: Setup > Test Configurator > Streams/Services > MAC/IP/UDP > Modify Frame Structure > Global Option - IP Version

Syntax

:SOURce:DATA:TELecom:ETHernet:PORT:IPVersion?

Response Syntax

<IP Version>

Response(s)

IP Version:

The response data syntax for the first parameter is defined as a <CHARACTER RESPONSE DATA> element.

Returns the IP version.

IPV4 | IPV6

Example(s)

SOUR:DATA:TEL:ETH:PORT:IPV IPV6

SOUR:DATA:TEL:ETH:PORT:IPV?

Returns: IPV6

See Also

SOURce:DATA:TELecom:ETHernet:PORT:GLOBal:IPV:MODE?

:SOURce:DATA:TELecom:ETHernet:STReam:DATalink

Description

This command sets the framing frame format.

At *RST condition, this value is set to ETHERNETII.

Navigation Path: Setup > Test Configurator > MAC/IP/UDP > Modify Frame Structure > Framing - Frame Format

Navigation Path: Setup > Test Configurator > Streams/Services > MAC/IP/UDP > Modify Frame Structure > Framing - Frame Format

Syntax

:SOURce:DATA:TELecom:ETHernet:STReam:DATalink[<wsp><Stream>], <Datalink>

Parameter(s)

Stream:

The program data syntax for the first parameter is defined as a <DECIMAL NUMERIC PROGRAM DATA> element.

Selects the stream from 1 to 16.

Datalink:

The program data syntax for the second parameter is defined as a <CHARACTER PROGRAM DATA> element.

Set the type of datalink.

ETHERNETII: ETHERNETII

8023LLCSNAP4: 802.3 SNAP

Response Syntax

<IP Version>

Example(s)

SOUR:DATA:TEL:ETH:STR:DAT 1, ETHERNETII

SOUR:DATA:TEL:ETH:STR:DAT? 1

Returns: ETHERNETII

See Also

SOURce:DATA:TELecom:ETHernet:STReam:DATalink?

:SOURce:DATA:TELecom:ETHernet:STReam:DATalink?

Description

This query returns the the framing frame format.

At *RST condition, this value is set to ETHERNETII.

Navigation Path: Setup > Test Configurator > MAC/IP/UDP > Modify Frame Structure > Framing - Frame Format

Navigation Path: Setup > Test Configurator > Streams/Services > MAC/IP/UDP > Modify Frame Structure > Framing - Frame Format

Syntax

:SOURce:DATA:TELecom:ETHernet:STReam:DATalink?[<wsp><Stream>]

Parameter(s)

Stream:

The program data syntax for the first parameter is defined as a <DECIMAL NUMERIC PROGRAM DATA> element.

Selects the stream from 1 to 16.

Response Syntax

<Datalink>

Response(s)

Datalink:

The response data syntax for the first parameter is defined as a <CHARACTER RESPONSE DATA> element.

Returns the selected datalink type.

ETHERNETII, ETHERNETII as datalink is selected.

8023LLCSNAP4,802.3 SNAP as datalink is selected.

Example(s)

SOUR:DATA:TEL:ETH:STR:DAT 1, ETHERNETII

SOUR:DATA:TEL:ETH:STR:DAT? 1

Returns: ETHERNETII

See Also

SOURce:DATA:TELecom:ETHernet:STReam:DATalink

SOURce:DATA:TELecom:ETHernet:STReam:NETWork?

:SOURce:DATA:TELecom:ETHernet:STReam:MPLS

Description

This command enables/disables MPLS labels.

At *RST condition, this value is set to OFF.

Navigation Path: Setup > Test Configurator > Streams/Services > MAC/IP/UDP > Modify Frame Structure > MPLS - MPLS Label

Syntax

:SOURce:DATA:TELecom:ETHernet:STReam:MPLS <wsp><Number>, <Set>

Parameter(s)

Number:

The program data syntax for the first parameter is defined as a <DECIMAL NUMERIC PROGRAM DATA> element.

Depending on the test application, selects a number as follows:

- 1 to 16 Streams for Traffic Gen & Mon

- 1 to 10 Services for EtherSAM

Set:

The program data syntax for the second parameter is defined as a <BOOLEAN PROGRAM DATA> element.

enables/disables the MPLS selection for selected stream

ON, Enables MPLS selection for selected stream.

OFF, Disables MPLS selection for selected stream.

Response Syntax

<Datalink>

Example(s)

SOURce:DATA:TELecom:ETHernet:STReam:MPLS 1, on

SOURce:DATA:TELecom:ETHernet:STReam:MPLS? 1

Returns: 1

See Also

SOURce:DATA:TELecom:ETHernet:STReam:MPLS:HEADers

:SOURce:DATA:TELecom:ETHernet:STReam:MPLS:HEADers

Description

This command set the number of MPLS header.

At *RST condition, this value is set to 2.

Navigation Path: Setup > Test Configurator > Streams/Services > MAC/IP/UDP > Modify Frame Structure > MPLS - MPLS Label

Syntax

:SOURce:DATA:TELecom:ETHernet:STReam:MPLS:HEADers <wsp><Number>, <Label Count>

Parameter(s)

Number:

The program data syntax for the first parameter is defined as a <DECIMAL NUMERIC PROGRAM DATA> element.

Depending on the test application, selects a number as follows:

- 1 to 16 Streams for Traffic Gen & Mon

- 1 to 10 Services for EtherSAM

Label Count:

The program data syntax for the second parameter is defined as a <DECIMAL NUMERIC PROGRAM DATA> element.

Sets the Label Count.

Response Syntax

<Datalink>

Example(s)

SOUR:DATA:TEL:ETH:STR:MPLS:HEAD 1, 1

SOUR:DATA:TEL:ETH:STR:MPLS:HEAD? 1

Returns: 1

See Also

SOURce:DATA:TELecom:ELECtrical:STReam:MPLS:LABel

:SOURce:DATA:TELecom:ETHernet:STReam:MPLS:HEADers?

Description

This query returns the number fo MPLS header.

At *RST condition, this value is set to 2.

Navigation Path: Setup > Test Configurator > Streams/Services > MAC/IP/UDP > Modify Frame Structure > MPLS - MPLS Label

Syntax

:SOURce:DATA:TELecom:ETHernet:STReam:MPLS:HEADers? <wsp><Number>

Parameter(s)

Number:

The program data syntax for the first parameter is defined as a <DECIMAL NUMERIC PROGRAM DATA> element.

Depending on the test application, selects a number as follows:

- 1 to 16 Streams for Traffic Gen & Mon

- 1 to 10 Services for EtherSAM

Response Syntax

<Label Count (header)>

Response(s)

Label Count (header):

The response data syntax for the first parameter is defined as a <NR1 NUMERIC RESPONSE DATA> element.

Returns the label count (Header).

Example(s)

SOUR:DATA:TEL:ETH:STR:MPLS:HEAD 1, 1

SOUR:DATA:TEL:ETH:STR:MPLS:HEAD? 1

Returns: 1

See Also

SOURce:DATA:TELecom:ETHernet:STReam:MPLS:COSexp?

:SOURce:DATA:TELecom:ETHernet:STReam:MPLS?

Description

This query returns the status of MPLS labels.

At *RST condition, this value is set to OFF.

Navigation Path: Setup > Test Configurator > Streams/Services > MAC/IP/UDP > Modify Frame Structure > MPLS - MPLS Label

Syntax

:SOURce:DATA:TELecom:ETHernet:STReam:MPLS? <wsp><Number>

Parameter(s)

Number:

The program data syntax for the first parameter is defined as a <DECIMAL NUMERIC PROGRAM DATA> element.

Depending on the test application, selects a number as follows:

- 1 to 16 Streams for Traffic Gen & Mon

- 1 to 10 Services for EtherSAM

Response Syntax

<Set>

Response(s)

Set:

The response data syntax for the first parameter is defined as a <BOOLEAN RESPONSE DATA> element.

Returns MPLS status.

1, MPLS is enabled.

0, MPLS is disabled.

Example(s)

SOURce:DATA:TELecom:ETHernet:STReam:MPLS 1, on

SOURce:DATA:TELecom:ETHernet:STReam:MPLS? 1

Returns: 1

See Also

SOURce:DATA:TELecom:ETHernet:STReam:MPLS:HEADers?

:SOURce:DATA:TELecom:ETHernet:STReam:NETWork

Description

This command sets framing network layer.

At *RST condition, this value is set to IPV4.

Navigation Path: Setup > Test Configurator > MAC/IP/UDP > Modify Frame Structure > Framing - Network Layer

Navigation Path: Setup > Test Configurator > Streams/Services > MAC/IP/UDP > Modify Frame Structure > Framing - Network Layer

Syntax

:SOURce:DATA:TELecom:ETHernet:STReam:NETWork[<wsp><Tgen>], <Network>

Parameter(s)

Tgen:

The program data syntax for the first parameter is defined as a <DECIMAL NUMERIC PROGRAM DATA> element.

Selects the stream from 1 to 16.

Network:

The program data syntax for the second parameter is defined as a <CHARACTER PROGRAM DATA> element.

Selects the type of network.

NONE: None

IPV4: Internet Protocol version 4

IPV6: Internet Protocol version 6

MPLSIPV4: IPV4 (Internet Protocol version 4) when MPLS is enabled

MPLSIPV6: IPV6 (Internet Protocol version 6) when MPLS is enabled

Response Syntax

<Set>

Example(s)

SOUR:DATA:TEL:ETH:STR:NETW 1, IPV4

SOUR:DATA:TEL:ETH:STR:NETW?

Returns: IPV4

See Also

SOURce:DATA:TELecom:ETHernet:STReam:NETWork?

SOURce:DATA:TELecom:ETHernet:STReam:DATalink

:SOURce:DATA:TELecom:ETHernet:STReam:NETWork?

Description

This query returns the framing network layer.

At *RST condition, this value is set to IPV4.

Navigation Path: Setup > Test Configurator > MAC/IP/UDP > Modify Frame Structure > Framing - Network Layer

Navigation Path: Setup > Test Configurator > Streams/Services > MAC/IP/UDP > Modify Frame Structure > Framing - Network Layer

Syntax

:SOURce:DATA:TELecom:ETHernet:STReam:NETWork?[<wsp><Tgen>]

Parameter(s)

Tgen:

The program data syntax for the first parameter is defined as a <DECIMAL NUMERIC PROGRAM DATA> element.

Selects the stream from 1 to 16.

Response Syntax

<Network>

Response(s)

Network:

The response data syntax for the first parameter is defined as a <CHARACTER RESPONSE DATA> element.

Returns the selected network type.

NONE, No network type is selected.

IPV4, IPV4 is selected as the network type.

IPV6, IPV6 is selected as the network type.

MPLSIPV4, MPLSIPV4 is selected as the network type.

MPLSIPV6,MPLSIPV6 is selected as the network type.

Example(s)

SOUR:DATA:TEL:ETH:STR:NETW 1, IPV4

SOUR:DATA:TEL:ETH:STR:NETW? 1

Returns: IPV4

See Also

SOURce:DATA:TELecom:ETHernet:STReam:NETWork

:SOURce:DATA:TELecom:ETHernet:STReam:TRANsport

Description

This command sets the framing transport layer.

At *RST condition, this value is set to UDP.

Navigation Path: Setup > Test Configurator > MAC/IP/UDP > Modify Frame Structure > Framing - Transport Layer

Navigation Path: Setup > Test Configurator > Streams/Services > MAC/IP/UDP > Modify Frame Structure > Framing - Transport Layer

Syntax

:SOURce:DATA:TELecom:ETHernet:STReam:TRANsport[<wsp><Stream>], <Transport>

Parameter(s)

Stream:

The program data syntax for the first parameter is defined as a <DECIMAL NUMERIC PROGRAM DATA> element.

Selects the stream from 1 to 16.

Transport:

The program data syntax for the second parameter is defined as a <CHARACTER PROGRAM DATA> element.

Selects the transport traffic type.

NONE, No transport traffic type is selected.

UDP: UDP (User Data Protocol).

TCP: TCP.

Response Syntax

<Network>

Example(s)

SOUR:DATA:TEL:ETH:STR:TRAN 1, UDP

SOUR:DATA:TEL:ETH:STR:TRAN? 1

Returns: UDP

See Also

SOURce:DATA:TELecom:ETHernet:STReam:TRANsport?

:SOURce:DATA:TELecom:ETHernet:STReam:TRANsport?

Description

This query returns the framing transport layer.

At *RST condition, this value is set to UDP.

Navigation Path: Setup > Test Configurator > MAC/IP/UDP > Modify Frame Structure > Framing - Transport Layer

Navigation Path: Setup > Test Configurator > Streams/Services > MAC/IP/UDP > Modify Frame Structure > Framing - Transport Layer

Syntax

:SOURce:DATA:TELecom:ETHernet:STReam:TRANsport?[<wsp><Stream>]

Parameter(s)

Stream:

The program data syntax for the first parameter is defined as a <DECIMAL NUMERIC PROGRAM DATA> element.

Selects the stream from 1 to 16.

Response Syntax

<Transport>

Response(s)

Transport:

The response data syntax for the first parameter is defined as a <CHARACTER RESPONSE DATA> element.

Returns the selected transport type.

UDP, transport link as UDP is selected.

TCP,transport link as TCP is selected.

Example(s)

SOUR:DATA:TEL:ETH:STR:TRAN 1, UDP

SOUR:DATA:TEL:ETH:STR:TRAN? 1

Returns: UDP

See Also

SOURce:DATA:TELecom:ETHernet:STReam:NETWork

:SOURce:DATA:TELecom:ETHernet:STReam:VLAN

Description

This command enables/disables VLAN tags.

At *RST condition, this value is set to OFF.

Navigation Path: Setup > Test Configurator > MAC/IP/UDP > Modify Frame Structure > VLAN - VLAN Tag

Navigation Path: Setup > Test Configurator > Streams/Services > MAC/IP/UDP > Modify Frame Structure > VLAN - VLAN Tag

Syntax

:SOURce:DATA:TELecom:ETHernet:STReam:VLAN[<wsp><Number>], <Set>

Parameter(s)

Number:

The program data syntax for the first parameter is defined as a <DECIMAL NUMERIC PROGRAM DATA> element.

Depending on the test application, selects a number as follows:

- 1 to 16 Streams for Traffic Gen & Mon

- 1 to 10 Services for EtherSAM

Set:

The program data syntax for the second parameter is defined as a <BOOLEAN PROGRAM DATA> element.

Set the VLAN for the stream.

ON, enables the VLAN

OFF, disables the VLAN.

Response Syntax

<Transport>

Example(s)

SOUR:DATA:TEL:ETH:STR:VLAN 1, ON

SOUR:DATA:TEL:ETH:STR:VLAN? 1

Returns: 1

See Also

SOURce:DATA:TELecom:ETHernet:STReam:VLAN?

:SOURce:DATA:TELecom:ETHernet:STReam:VLAN:STACked

Description

This command sets the number of stacked VLAN.

At *RST condition, this value is set to 1.

Navigation Path: Setup > Test Configurator > MAC/IP/UDP > Modify Frame Structure > VLAN - VLAN Tag

Navigation Path: Setup > Test Configurator > Streams/Services > MAC/IP/UDP > Modify Frame Structure > VLAN - VLAN Tag

Syntax

:SOURce:DATA:TELecom:ETHernet:STReam:VLAN:STACked <wsp><Number>, <Stacked>

Parameter(s)

Number:

The program data syntax for the first parameter is defined as a <DECIMAL NUMERIC PROGRAM DATA> element.

Depending on the test application, selects a number as follows:

- 1 to 16 Streams for Traffic Gen & Mon

- 1 to 10 Services for EtherSAM

Stacked:

The program data syntax for the second parameter is defined as a <DECIMAL NUMERIC PROGRAM DATA> element.

Selects the VLAN stacked.

Response Syntax

<Transport>

Example(s)

SOUR:DATA:TEL:ETH:STR:VLAN 1, ON

SOUR:DATA:TEL:ETH:STR:VLAN:STAC 1, 3

SOUR:DATA:TEL:ETH:STR:VLAN:STAC? 1

Returns: 3

See Also

SOURce:DATA:TELecom:ETHernet:STReam:VLAN

SOURce:DATA:TELecom:ETHernet:STReam:VLAN:STACked?

:SOURce:DATA:TELecom:ETHernet:STReam:VLAN:STACked?

Description

This query returns the number of stacked VLAN.

At *RST condition, this value is set to 1.

Navigation Path: Setup > Test Configurator > MAC/IP/UDP > Modify Frame Structure > VLAN - VLAN Tag

Navigation Path: Setup > Test Configurator > Streams/Services > MAC/IP/UDP > Modify Frame Structure > VLAN - VLAN Tag

Syntax

:SOURce:DATA:TELecom:ETHernet:STReam:VLAN:STACked? <wsp><Number>

Parameter(s)

Number:

The program data syntax for the first parameter is defined as a <DECIMAL NUMERIC PROGRAM DATA> element.

Depending on the test application, selects a number as follows:

- 1 to 16 Streams for Traffic Gen & Mon

- 1 to 10 Services for EtherSAM

Response Syntax

<Stacked>

Response(s)

Stacked:

The response data syntax for the first parameter is defined as a <NR1 NUMERIC RESPONSE DATA> element.

Returns the VLAN stacked.

Example(s)

SOUR:DATA:TEL:ETH:STR:VLAN 1, ON

SOUR:DATA:TEL:ETH:STR:VLAN:STAC 1, 3

SOUR:DATA:TEL:ETH:STR:VLAN:STAC? 1

Returns: 3

See Also

SOURce:DATA:TELecom:ETHernet:STReam:VLAN

SOURce:DATA:TELecom:ETHernet:STReam:VLAN:STACked

:SOURce:DATA:TELecom:ETHernet:STReam:VLAN?

Description

This query returns the status of VLAN tags.

At *RST condition, this value is set to OFF.

Navigation Path: Setup > Test Configurator > MAC/IP/UDP > Modify Frame Structure > VLAN - VLAN Tag

Navigation Path: Setup > Test Configurator > Streams/Services > MAC/IP/UDP > Modify Frame Structure > VLAN - VLAN Tag

Syntax

:SOURce:DATA:TELecom:ETHernet:STReam:VLAN?[<wsp><Number>]

Parameter(s)

Number:

The program data syntax for the first parameter is defined as a <DECIMAL NUMERIC PROGRAM DATA> element.

Depending on the test application, selects a number as follows:

- 1 to 16 Streams for Traffic Gen & Mon

- 1 to 10 Services for EtherSAM

Response Syntax

<Set>

Response(s)

Set:

The response data syntax for the first parameter is defined as a <BOOLEAN RESPONSE DATA> element.

Returns the status of VLAN type frames.

1, VLAN is enabled.

0, VLAN is disabled.

Example(s)

SOUR:DATA:TEL:ETH:STR:VLAN 1, ON

SOUR:DATA:TEL:ETH:STR:VLAN? 1

Returns: 1

See Also

SOURce:DATA:TELecom:ETHernet:STReam:VLAN

SOURce:DATA:TELecom:ETHernet:STReam:VLAN:STACked

TOS/DS Configuration

:SOURce:DATA:TELecom:ETHernet:STReam:DS

Description

This command enables/disables the differentiated service status for the selected traffic stream.

At *RST condition, this value is set to OFF.

Navigation Path: Setup > Test Configurator > MAC/IP/UDP > IP > TOS/DS Config > TOS/DS

Navigation Path: Setup > Test Configurator > Streams/Services > MAC/IP/UDP > IP > TOS/DS Config > TOS/DS

Syntax

:SOURce:DATA:TELecom:ETHernet:STReam:DS <wsp><Tgen>,[<Set>]

Parameter(s)

Tgen:

The program data syntax for the first parameter is defined as a <DECIMAL NUMERIC PROGRAM DATA> element.

Selects the stream from 1 to 16.

Set:

The program data syntax for the second parameter is defined as a <BOOLEAN PROGRAM DATA> element.

Enable or disable the DS.

ON, Enables the DS.

OFF, Disables the DS.

Response Syntax

<Profile>

Example(s)

SOUR:DATA:TEL:ETH:STR:DS 1, ON

SOUR:DATA:TEL:ETH:STR:DS? 1

Returns: 1

See Also

SOURce:DATA:TELecom:ETHernet:STReam:DS?

:SOURce:DATA:TELecom:ETHernet:STReam:DS:CODE

Description

This command sets the DSCP Codepoints value.

At *RST condition, this value is set to CS0.

Navigation Path: Setup > Test Configurator > MAC/IP/UDP > IP > TOS/DS Config > Differentiated Services - DSCP Codepoints

Navigation Path: Setup > Test Configurator > Streams/Services > MAC/IP/UDP > IP > TOS/DS Config > Differentiated Services - DSCP Codepoints

Syntax

:SOURce:DATA:TELecom:ETHernet:STReam:DS:CODE <wsp><Tgen>,[<Code>]

Parameter(s)

Tgen:

The program data syntax for the first parameter is defined as a <DECIMAL NUMERIC PROGRAM DATA> element.

Selects the stream from 1 to 16.

Code:

The program data syntax for the second parameter is defined as a <CHARACTER PROGRAM DATA> element.

Selects the code point for the differentiated services.

AF11, AF12, AF13, AF21, AF22, AF23, AF31, AF32, AF33, AF41, AF42, AF43

CS0, CS1, CS2,CS3, CS4, CS5, CS6, CS7

DSCP51

DSCP54

EF

UCODE: User Defined

Response Syntax

<Profile>

Example(s)

SOUR:DATA:TEL:ETH:STR:DS 1, ON

SOUR:DATA:TEL:ETH:STR:DS:CODE 1, CS1

SOUR:DATA:TEL:ETH:STR:DS:CODE? 1

Returns: CS1

See Also

SOURce:DATA:TELecom:ETHernet:STReam:DS

SOURce:DATA:TELecom:ETHernet:STReam:DS:CODE?

:SOURce:DATA:TELecom:ETHernet:STReam:DS:CODE?

Description

This query returns the DSCP Codepoints value.

At *RST condition, this value is set to CS0.

Navigation Path: Setup > Test Configurator > MAC/IP/UDP > IP > TOS/DS Config > Differentiated Services - DSCP Codepoints

Navigation Path: Setup > Test Configurator > Streams/Services > MAC/IP/UDP > IP > TOS/DS Config > Differentiated Services - DSCP Codepoints

Syntax

:SOURce:DATA:TELecom:ETHernet:STReam:DS:CODE? <wsp><Tgen>

Parameter(s)

Tgen:

The program data syntax for the first parameter is defined as a <DECIMAL NUMERIC PROGRAM DATA> element.

Selects the stream from 1 to 16.

Response Syntax

<Code>

:SOURce:DATA:TELecom:ETHernet:STReam:DS:CODE?

Response(s)

Code:

The response data syntax for the first parameter is defined as a <CHARACTER RESPONSE DATA> element.

Return the DS codepoint value.

CS0, selects CS0 as the DS code point.

CS1, selects CS1 as the DS code point.

CS2, selects CS2 as the DS code point.

CS3, selects CS3 as the DS code point.

CS4, selects CS4 as the DS code point.

CS5, selects CS5 as the DS code point.

CS6, selects CS6 as the DS code point.

CS7, selects CS7 as the DS code point.

AF11, selects AF11 as the DS code point.

AF12, selects AF12 as the DS code point.

AF13, selects AF13 as the DS code point.

AF21, selects AF21 as the DS code point.

AF22, selects AF22 as the DS code point.

AF23, selects AF23 as the DS code point.

AF31, selects AF31 as the DS code point.

AF32, selects AF32 as the DS code point.

AF33, selects AF33 as the DS code point.

AF41, selects AF41as the DS code point.

AF42, selects AF42 as the DS code point.

AF43, selects AF43 as the DS code point.

EF, selects EF as the DS code point.

DSCP51, selects 51 as the DS code point.

DSCP54, selects 54 as the DS code point.

UCODe, selects User Defined as the DS code point.

Example(s)

SOUR:DATA:TEL:ETH:STR:DS 1, ON

SOUR:DATA:TEL:ETH:STR:DS:CODE 1, CS1

SOUR:DATA:TEL:ETH:STR:DS:CODE? 1

Returns: CS1

:SOURce:DATA:TELecom:ETHernet:STReam:DS:CODE?

See Also

SOURce:DATA:TELecom:ETHernet:STReam:DS
SOURce:DATA:TELecom:ETHernet:STReam:DS:CODE

:SOURce:DATA:TELecom:ETHernet:STReam:DS:ECN

Description

This command sets the value of Explicit Congestion Notification (ECN).

At *RST condition, this value is set to 00 (Not-ECT).

Navigation Path: Setup > Test Configurator > MAC/IP/UDP > IP > TOS/DS Config > Differentiated Services - ECN

Navigation Path: Setup > Test Configurator > Streams/Services > MAC/IP/UDP > IP > TOS/DS Config > Differentiated Services - ECN

Syntax

:SOURce:DATA:TELecom:ETHernet:STReam:DS:ECN <wsp><Tgen>,[<Ecn>]

Parameter(s)

Tgen:

The program data syntax for the first parameter is defined as a <DECIMAL NUMERIC PROGRAM DATA> element.

Selects the stream from 1 to 16.

Ecn:

The program data syntax for the second parameter is defined as a <CHARACTER PROGRAM DATA> element.

Sets the value for ECN (Explicit Congestion Notification).

NECT: Not ECT (ECN Capable Transport)

ECT1: ECT-1

ECT0: ECT-0

CE: CE (European Conformity)

Response Syntax

<Code>

Example(s)

SOUR:DATA:TEL:ETH:STR:DS 1, ON

SOUR:DATA:TEL:ETH:STR:DS:ECN 1, NECT

SOUR:DATA:TEL:ETH:STR:DS:ECN? 1

Returns: NECT

See Also

SOURce:DATA:TELecom:ETHernet:STReam:DS

SOURce:DATA:TELecom:ETHernet:STReam:DS:ECN?

:SOURce:DATA:TELecom:ETHernet:STReam:DS:ECN?

Description

This query returns the value of the Explicit Congestion Notification (ECN).

At *RST condition, this value is set to 00 (Not-ECT).

Navigation Path: Setup > Test Configurator > MAC/IP/UDP > IP > TOS/DS Config > Differentiated Services - ECN

Navigation Path: Setup > Test Configurator > Streams/Services > MAC/IP/UDP > IP > TOS/DS Config > Differentiated Services - ECN

Syntax

:SOURce:DATA:TELecom:ETHernet:STReam:DS:ECN? <wsp><Tgen>

Parameter(s)

Tgen:

The program data syntax for the first parameter is defined as a <DECIMAL NUMERIC PROGRAM DATA> element.

Selects the stream from 1 to 16.

Response Syntax

<Ecn>

Response(s)

Ecn:

The response data syntax for the first parameter is defined as a <CHARACTER RESPONSE DATA> element.

Returns the value of Explicit Congestion

Notification (ECN).

NECT, indicates Not ECT (ECN Capable Transport) as the ECN value.

ECT1, indicates ECT-1 as the ECN value.

ECT0, indicates ECT-0 as the ECN value.

CE, indicates CE (European Conformity) as the ECN value.

Example(s)

SOUR:DATA:TEL:ETH:STR:DS 1, ON

SOUR:DATA:TEL:ETH:STR:DS:ECN 1, NECT

SOUR:DATA:TEL:ETH:STR:DS:ECN? 1

Returns: NECT

See Also

SOURce:DATA:TELecom:ETHernet:STReam:DS

SOURce:DATA:TELecom:ETHernet:STReam:DS:ECN

:SOURce:DATA:TELecom:ETHernet:STReam:DS?

Description

This query returns the status of the differentiated service status for the selected traffic stream.

At *RST condition, this value is set to OFF.

Navigation Path: Setup > Test Configurator > MAC/IP/UDP > IP > TOS/DS Config > TOS/DS

Navigation Path: Setup > Test Configurator > Streams/Services > MAC/IP/UDP > IP > TOS/DS Config > TOS/DS

Syntax

:SOURce:DATA:TELecom:ETHernet:STReam:DS? <wsp><Tgen>

Parameter(s)

Tgen:

The program data syntax for the first parameter is defined as a <DECIMAL NUMERIC PROGRAM DATA> element.

Selects the stream from 1 to 16.

Response Syntax

<Set>

Response(s)

Set:

The response data syntax for the first parameter is defined as a <BOOLEAN RESPONSE DATA> element.

Returns the status of differentiated service.

1, Differentiated service is enabled.

0, Differentiated service is disabled.

Example(s)

SOUR:DATA:TEL:ETH:STR:DS 1, ON

SOUR:DATA:TEL:ETH:STR:DS? 1

Returns: 1

See Also

SOURce:DATA:TELecom:ETHernet:STReam:DS

:SOURce:DATA:TELecom:ETHernet:STReam:TOS:BIT

Description

This command selects the reserved bit value of Type of Service (TOS).

At *RST condition, this value is set to 0.

Navigation Path: Setup > Test Configurator > MAC/IP/UDP > IP > TOS/DS Config > Type Of Service - Reserved Bit

Navigation Path: Setup > Test Configurator > Streams/Services > MAC/IP/UDP > IP > TOS/DS Config > Type Of Service - Reserved Bit

Syntax

:SOURce:DATA:TELecom:ETHernet:STReam:TOS:BIT <wsp><Tgen>, <Bit>

Parameter(s)

Tgen:

The program data syntax for the first parameter is defined as a <DECIMAL NUMERIC PROGRAM DATA> element.

Selects the stream from 1 to 16.

Bit:

The program data syntax for the second parameter is defined as a <NONDECIMAL NUMERIC PROGRAM DATA> element.

Selects the reserved bit value.

0

1

Response Syntax

<Set>

Example(s)

SOUR:DATA:TEL:ETH:STR:TOS:BIT 4,#B1

SOUR:DATA:TEL:ETH:STR:TOS:BIT? 4

Returns: 1

See Also

SOURce:DATA:TELecom:ETHernet:STReam:TOS:BIT?

:SOURce:DATA:TELecom:ETHernet:STReam:TOS:BIT?

Description

This query returns the reserved bit value of the Type of Service (TOS).

At *RST condition, this value is set to 0.

Navigation Path: Setup > Test Configurator > MAC/IP/UDP > IP > TOS/DS Config > Type Of Service - Reserved Bit

Navigation Path: Setup > Test Configurator > Streams/Services > MAC/IP/UDP > IP > TOS/DS Config > Type Of Service - Reserved Bit

Syntax

:SOURce:DATA:TELecom:ETHernet:STReam:TOS:BIT? <wsp><Tgen>

Parameter(s)

Tgen:

The program data syntax for the first parameter is defined as a <DECIMAL NUMERIC PROGRAM DATA> element.

Selects the stream from 1 to 16.

Response Syntax

<Bit>

Response(s)

Bit:

The response data syntax for the first parameter is defined as a <NR1 NUMERIC RESPONSE DATA> element.

Returns the reserved bit value.

Example(s)

SOUR:DATA:TEL:ETH:STR:TOS:BIT 4,#B1

SOUR:DATA:TEL:ETH:STR:TOS:BIT? 4

Returns: 1

See Also

SOURce:DATA:TELecom:ETHernet:STReam:TOS:BIT

:SOURce:DATA:TELecom:ETHernet:STReam:TOS:COST

Description

This command sets the monetary cost level of the Type of Service (TOS).

At *RST condition, this value is set to 0.

Navigation Path: Setup > Test Configurator > MAC/IP/UDP > IP > TOS/DS Config > Type Of Service - Monetary Cost

Navigation Path: Setup > Test Configurator > Streams/Services > MAC/IP/UDP > IP > TOS/DS Config > Type Of Service - Monetary Cost

Syntax

:SOURce:DATA:TELecom:ETHernet:STReam:TOS:COST <wsp><Tgen>, <Cost>

Parameter(s)

Tgen:

The program data syntax for the first parameter is defined as a <DECIMAL NUMERIC PROGRAM DATA> element.

Selects the stream from 1 to 16.

Cost:

The program data syntax for the second parameter is defined as a <CHARACTER PROGRAM DATA> element.

Selects the monetary cost level of the Type of Service.

NORMal: Normal

TLOW: Low

Response Syntax

<Bit>

Example(s)

SOUR:DATA:TEL:ETH:STR:TOS:COST 1, TLOW

SOUR:DATA:TEL:ETH:STR:TOS:COST? 1

Returns: TLOW

See Also

SOURce:DATA:TELecom:ETHernet:STReam:TOS:COST?

:SOURce:DATA:TELecom:ETHernet:STReam:TOS:COST?

Description

This query returns the monetary cost level of the Type of Service (TOS).

At *RST condition, this value is set to 0.

Navigation Path: Setup > Test Configurator > MAC/IP/UDP > IP > TOS/DS Config > Type Of Service - Monetary Cost

Navigation Path: Setup > Test Configurator > Streams/Services > MAC/IP/UDP > IP > TOS/DS Config > Type Of Service - Monetary Cost

Syntax

:SOURce:DATA:TELecom:ETHernet:STReam:TOS:COST? <wsp><Tgen>

Parameter(s)

Tgen:

The program data syntax for the first parameter is defined as a <DECIMAL NUMERIC PROGRAM DATA> element.

Selects the stream from 1 to 16.

Response Syntax

<Cost>

Response(s)

Cost:

The response data syntax for the first parameter is defined as a <CHARACTER RESPONSE DATA> element.

Returns the monetary cost level of the Type of Service.

NORMal, indicates Normal as the monetary cost level.

TLOW, indicates Low as the monetary cost level.

Example(s)

SOUR:DATA:TEL:ETH:STR:TOS:COST 1, TLOW

SOUR:DATA:TEL:ETH:STR:TOS:COST? 1

Returns: TLOW

See Also

SOURce:DATA:TELecom:ETHernet:STReam:TOS:COST

:SOURce:DATA:TELecom:ETHernet:STReam:TOS:DELay

Description

This command sets the delay level of the Type of Service (TOS).

At *RST condition, this value is set to 0.

Navigation Path: Setup > Test Configurator > MAC/IP/UDP > IP > TOS/DS Config > Type Of Service - Delay

Navigation Path: Setup > Test Configurator > Streams/Services > MAC/IP/UDP > IP > TOS/DS Config > Type Of Service - Delay

Syntax

:SOURce:DATA:TELecom:ETHernet:STReam:TOS:DELay <wsp><Tgen>, <Delay>

Parameter(s)

Tgen:

The program data syntax for the first parameter is defined as a <DECIMAL NUMERIC PROGRAM DATA> element.

Selects the stream from 1 to 16.

Delay:

The program data syntax for the second parameter is defined as a <CHARACTER PROGRAM DATA> element.

Selects the delay level of the Type of Service.

NORMal: Normal

TLOW: Low

Response Syntax

<Cost>

Example(s)

SOUR:DATA:TEL:ETH:STR:TOS:DEL 1, TLOW

SOUR:DATA:TEL:ETH:STR:TOS:DEL? 1

Returns: TLOW

See Also

SOURce:DATA:TELecom:ETHernet:STReam:TOS:DELay?

:SOURce:DATA:TELecom:ETHernet:STReam:TOS:DELay?

Description

This query returns the delay level of the Type of Service (TOS).

At *RST condition, this value is set to 0.

Navigation Path: Setup > Test Configurator > MAC/IP/UDP > IP > TOS/DS Config > Type Of Service - Delay

Navigation Path: Setup > Test Configurator > Streams/Services > MAC/IP/UDP > IP > TOS/DS Config > Type Of Service - Delay

Syntax

:SOURce:DATA:TELecom:ETHernet:STReam:TOS:DELay? <wsp><Tgen>

Parameter(s)

Tgen:

The program data syntax for the first parameter is defined as a <DECIMAL NUMERIC PROGRAM DATA> element.

Selects the stream from 1 to 16.

Response Syntax

<Delay>

Response(s)

Delay:

The response data syntax for the first parameter is defined as a <CHARACTER RESPONSE DATA> element.

Returns the delay level of the Type of Service.

NORMal, indicates Normal as the delay level.

TLOW, indicates Low as the delay level.

Example(s)

SOUR:DATA:TEL:ETH:STR:TOS:DEL 1, TLOW

SOUR:DATA:TEL:ETH:STR:TOS:DEL? 1

Returns: TLOW

See Also

SOURce:DATA:TELecom:ETHernet:STReam:TOS:DELay

:SOURce:DATA:TELecom:ETHernet:STReam:TOS:PRECedence

Description

This command sets the precedence of the Type of Service (TOS).

At *RST condition, this value is set to ROUTine.

Navigation Path: Setup > Test Configurator > MAC/IP/UDP > IP > TOS/DS Config > Type Of Service - Precedence

Navigation Path: Setup > Test Configurator > Streams/Services > MAC/IP/UDP > IP > TOS/DS Config > Type Of Service - Precedence

Syntax

:SOURce:DATA:TELecom:ETHernet:STReam:TOS:PRECedence <wsp><Tgen>,[<Precedence>]

Parameter(s)

Tgen:

The program data syntax for the first parameter is defined as a <DECIMAL NUMERIC PROGRAM DATA> element.

Selects the stream from 1 to 16.

Precedence:

The program data syntax for the second parameter is defined as a <CHARACTER PROGRAM DATA> element.

Selects the precedence of the Type of Service (TOS) for the selected traffic stream.

ROUTine: Routine.

PRIority: Priority.

IMMediate: Immediate.

FLASh: Flash.

FOVerride: Flash Override.

CRITic: Critic.

ICONtrol: Internet Control.

NCONtrol: Network Control.

Response Syntax

<Delay>

Example(s)

SOUR:DATA:TEL:ETH:STR:TOS:PREC 1, ROUT

SOUR:DATA:TEL:ETH:STR:TOS:PREC? 1

Returns: ROUTINE

See Also

SOURce:DATA:TELecom:ETHernet:STReam:TOS:PRECedence?

SOURce:DATA:TELecom:ETHernet:STReam:TOS:DELay

:SOURce:DATA:TELecom:ETHernet:STReam:TOS:PRECedence?

Description

This query returns the precedence of the Type of Service (TOS).

At *RST condition, this value is set to ROUTine.

Navigation Path: Setup > Test Configurator > MAC/IP/UDP > IP > TOS/DS Config > Type Of Service - Precedence

Navigation Path: Setup > Test Configurator > Streams/Services > MAC/IP/UDP > IP > TOS/DS Config > Type Of Service - Precedence

Syntax

:SOURce:DATA:TELecom:ETHernet:STReam:TOS:PRECedence? <wsp><Tgen>

Parameter(s)

Tgen:

The program data syntax for the first parameter is defined as a <DECIMAL NUMERIC PROGRAM DATA> element.

Selects the stream from 1 to 16.

Response Syntax

<Precedence>

Response(s)

Precedence:

The response data syntax for the first parameter is defined as a <CHARACTER RESPONSE DATA> element.

Returns the precedence of the Type of Service.

ROUTINE, Routine is selected as the TOS precedence.

PRIORITY, Priority is selected as precedence.

IMMEDIATE, Immediate is selected as precedence.

FLASH, Flash is selected as precedence.

FOVERRIDE, Flash Override is selected as precedence.

CRITIC, Critic is selected as precedence.

ICONTROL, Internet Control is selected as precedence.

NCONTROL, Network Control is selected as precedence.

Example(s)

SOUR:DATA:TEL:ETH:STR:TOS:PREC 1, ROUT

SOUR:DATA:TEL:ETH:STR:TOS:PREC? 1

Returns: ROUTINE

See Also

SOURce:DATA:TELecom:ETHernet:STReam:TOS:PRECedence

SOURce:DATA:TELecom:ETHernet:STReam:TOS:DELay

:SOURce:DATA:TELecom:ETHernet:STReam:TOS:RELiability

Description

This command sets the reliability level of the Type of Service (TOS).

At *RST condition, this value is set to 0.

Navigation Path: Setup > Test Configurator > MAC/IP/UDP > IP > TOS/DS Config > Type Of Service - Reliability

Navigation Path: Setup > Test Configurator > Streams/Services > MAC/IP/UDP > IP > TOS/DS Config > Type Of Service - Reliability

Syntax

:SOURce:DATA:TELecom:ETHernet:STReam:TOS:RELiability <wsp><Tgen>, <Reliability>

Parameter(s)

Tgen:

The program data syntax for the first parameter is defined as a <DECIMAL NUMERIC PROGRAM DATA> element.

Selects the stream from 1 to 16.

Reliability:

The program data syntax for the second parameter is defined as a <CHARACTER PROGRAM DATA> element.

Selects the reliability level of the Type of Service.

NORMal: Normal

HIGH: High

Response Syntax

<Precedence>

Example(s)

SOUR:DATA:TEL:ETH:STR:TOS:REL 1, HIGH

SOUR:DATA:TEL:ETH:STR:TOS:REL? 1

Returns: HIGH

See Also

SOURce:DATA:TELecom:ETHernet:STReam:TOS:RELiability?

SOURce:DATA:TELecom:ETHernet:STReam:TOS:PRECedence

:SOURce:DATA:TELecom:ETHernet:STReam:TOS:RELiability?

Description

This query returns the reliability level of the Type of Service (TOS).

At *RST condition, this value is set to 0.

Navigation Path: Setup > Test Configurator > MAC/IP/UDP > IP > TOS/DS Config > Type Of Service - Reliability

Navigation Path: Setup > Test Configurator > Streams/Services > MAC/IP/UDP > IP > TOS/DS Config > Type Of Service - Reliability

Syntax

:SOURce:DATA:TELecom:ETHernet:STReam:TOS:RELiability? <wsp><Tgen>

Parameter(s)

Tgen:

The program data syntax for the first parameter is defined as a <DECIMAL NUMERIC PROGRAM DATA> element.

Selects the stream from 1 to 16.

Response Syntax

<Reliability>

Response(s)

Reliability:

The response data syntax for the first parameter is defined as a <CHARACTER RESPONSE DATA> element.

Returns the reliability level of the Type of Service.

NORMal, indicates the reliability level as Normal.

HIGH, indicates the reliability level as High.

Example(s)

SOUR:DATA:TEL:ETH:STR:TOS:REL 1, HIGH

SOUR:DATA:TEL:ETH:STR:TOS:REL? 1

Returns: HIGH

See Also

SOURce:DATA:TELecom:ETHernet:STReam:TOS:RELiability

SOURce:DATA:TELecom:ETHernet:STReam:TOS:PRECedence

:SOURce:DATA:TELecom:ETHernet:STReam:TOS:THRoughput

Description

This command sets the throughput level of the Type of Service (TOS).

At *RST condition, this value is set to 0.

Navigation Path: Setup > Test Configurator > MAC/IP/UDP > IP > TOS/DS Config > Type Of Service - Throughput

Navigation Path: Setup > Test Configurator > Streams/Services > MAC/IP/UDP > IP > TOS/DS Config > Type Of Service - Throughput

Syntax

:SOURce:DATA:TELecom:ETHernet:STReam:TOS:THRoughput <wsp><Tgen>, <Throughput>

Parameter(s)

Tgen:

The program data syntax for the first parameter is defined as a <DECIMAL NUMERIC PROGRAM DATA> element.

Selects the stream from 1 to 16.

Throughput:

The program data syntax for the second parameter is defined as a <CHARACTER PROGRAM DATA> element.

Selects the throughput level of the Type of Service.

NORMal: Normal

HIGH: High

Response Syntax

<Reliability>

Example(s)

SOUR:DATA:TEL:ETH:STR:TOS:THR 1, HIGH

SOUR:DATA:TEL:ETH:STR:TOS:THR? 1

Returns: HIGH

See Also

SOURce:DATA:TELecom:ETHernet:STReam:TOS:THRoughput?

SOURce:DATA:TELecom:ETHernet:STReam:TOS:PRECedence

:SOURce:DATA:TELecom:ETHernet:STReam:TOS:THRoughput?

Description

This query returns the throughput level of the Type of Service (TOS).

At *RST condition, this value is set to 0.

Navigation Path: Setup > Test Configurator > MAC/IP/UDP > IP > TOS/DS Config > Type Of Service - Throughput

Navigation Path: Setup > Test Configurator > Streams/Services > MAC/IP/UDP > IP > TOS/DS Config > Type Of Service - Throughput

Syntax

:SOURce:DATA:TELecom:ETHernet:STReam:TOS:THRoughput? <wsp><Tgen>

Parameter(s)

Tgen:

The program data syntax for the first parameter is defined as a <DECIMAL NUMERIC PROGRAM DATA> element.

Selects the stream from 1 to 16.

Response Syntax

<Throughput>

Response(s)

Throughput:

The response data syntax for the first parameter is defined as a <CHARACTER RESPONSE DATA> element.

Returns the throughput level of the Type of Service.

NORMAL, Normal is selected as the throughput level.

HIGH, High is selected as the throughput level.

Example(s)

SOUR:DATA:TEL:ETH:STR:TOS:THR 1, HIGH

SOUR:DATA:TEL:ETH:STR:TOS:THR? 1

Returns: HIGH

See Also

SOURce:DATA:TELecom:ETHernet:STReam:TOS:THRoughput

SOURce:DATA:TELecom:ETHernet:STReam:TOS:PRECedence

Configure Per Frame Size

:SOURce:DATA:TELecom:ETHernet:RFC:LATency:ALL:FRAMe

Description	This command selects/clears the All Frames check box. At *RST condition, this value is set to OFF. Navigation Path: Setup > Test Configurator > RFC 2544 > Subtests > Config. Per Frame Size > All Frames
Syntax	:SOURce:DATA:TELecom:ETHernet:RFC:LATency:ALL:FRAMe <wsp><Test>
Parameter(s)	**Test**: The program data syntax for the first parameter is defined as a <BOOLEAN PROGRAM DATA> element. enables/disables All Frames. ON, enables All Frames. OFF, disables All Frames.
Response Syntax	<Validations>
Example(s)	SOUR:DATA:TEL:ETH:RFC:LAT:ALL:FRAM ON SOUR:DATA:TEL:ETH:RFC:LAT:ALL:FRAM? Returns: 1
See Also	SOURce:DATA:TELecom:ETHernet:RFC:FLOSs:TTIMe?

:SOURce:DATA:TELecom:ETHernet:RFC:LATency:ALL:FRAMe?

Description

This query returns the status the All Frames check box.

At *RST condition, this value is set to OFF.

Navigation Path: Setup > Test Configurator > RFC 2544 > Subtests > Config. Per Frame Size > All Frames

Syntax

:SOURce:DATA:TELecom:ETHernet:RFC:LATency:ALL:FRAMe?

Response Syntax

<Get>

Response(s)

Get:

The response data syntax for the first parameter is defined as a <BOOLEAN RESPONSE DATA> element.

Returns the status of 'All Frames'.

0, returns the status of checkbox as disabled.

1, returns the status of checkbox as enabled.

Example(s)

SOUR:DATA:TEL:ETH:RFC:LAT:ALL:FRAM ON

SOUR:DATA:TEL:ETH:RFC:LAT:ALL:FRAM?

Returns: 1

See Also

SOURce:DATA:TELecom:ETHernet:RFC:FLOSs:TTIMe

:SOURce:DATA:TELecom:ETHernet:RFC:LATency:MAXRate[1..n]

Description

This command selects the maximum rate per frame for the latency subtest.

At *RST condition, this value is set to 100.0000.

Navigation Path: Setup > Test Configurator > RFC 2544 > Subtests > Config. Per Frame Size > Max Rate (per frame)

NOTE: For MAXRate[1..n], use MAXR1 to MAXR10 corresponding to the frame number.

Syntax

:SOURce:DATA:TELecom:ETHernet:RFC:LATency:MAXRate[1..n] <wsp><Direction>, <Maxrate>

Parameter(s)

Direction:

The program data syntax for the first parameter is defined as a <CHARACTER PROGRAM DATA> element.

Selects the direction.

(For DTS used LTOR and RTOL as direction, for single port use TX2RX as direction and for Dual port topology use P1TOP2 and P2TOP1)

TX2RX: TX-to-RX (TX2RX) for single port topology.

LTORemote: Local-to-Remote direction.

RTOLocal: Remote-to-Local direction.

P1TOP2: P1 -TO-P2.

P2TOP1: P2 -TO-P1.

BIDirectional: Bidirectional

Maxrate:

The program data syntax for the second parameter is defined as a <DECIMAL NUMERIC PROGRAM DATA> element.

Selects the maximum rate for the Latency test.

MAXimum: Biggest supported value

MINimum: Smallest supported value

DEFault: Default value

:SOURce:DATA:TELecom:ETHernet:RFC:LATency:MAXRate[1..n]

Response Syntax	<Get>
Example(s)	SOUR:DATA:TEL:ETH:RFC:LAT:MAXR1 TX2RX,10.00 SOUR:DATA:TEL:ETH:RFC:LAT:MAXR1? TX2RX Returns: 10.00
See Also	SOURce:DATA:TELecom:ETHernet:RFC:LATency:MAXRate1?

:SOURce:DATA:TELecom:ETHernet:RFC:LATency:MAXRate[1..n]:SETall

Description

This command sets the maximum rate for all frame sizes.

At *RST condition, this value is set to device-dependent.

Navigation Path: Setup > Test Configurator > RFC 2544 > Subtests > Config. Per Frame Size > Max Rate (All)

NOTE: For MAXRate[1..n], use MAXR1 to MAXR10 corresponding to the frame number.

Syntax

:SOURce:DATA:TELecom:ETHernet:RFC:LATency:MAXRate[1..n]:SETall <wsp><Direction>, <Maxrate>

Parameter(s)

Direction:

The program data syntax for the first parameter is defined as a <CHARACTER PROGRAM DATA> element.

Selects the direction.

(For DTS used LTOR and RTOL as direction, for single port use TX2RX as direction and for Dual port topology use P1TOP2 and P2TOP1)

TX2RX: TX-to-RX (TX2RX) for single port topology.

LTORemote: Local-to-Remote direction.

RTOLocal: Remote-to-Local direction.

P1TOP2: P1 -TO-P2.

P2TOP1: P2 -TO-P1.

BIDirectional: Bidirectional

Maxrate:

The program data syntax for the second parameter is defined as a <DECIMAL NUMERIC PROGRAM DATA> element.

Sets the value for all frame sizes. Choices varies according to the selection of unit.

MAXimum: Biggest supported value

MINimum: Smallest supported value

DEFault: Default value

:SOURce:DATA:TELecom:ETHernet:RFC:LATency:MAXRate[1..n]:SETall

Response Syntax	<Get>
Example(s)	SOUR:DATA:TEL:ETH:RFC:LAT:MAXR:SET TX2RX,50.00 SOUR:DATA:TEL:ETH:RFC:LAT:MAXR:SET? TX2RX
See Also	SOURce:DATA:TELecom:ETHernet:RFC:FLOSs:TAVerage SOURce:DATA:TELecom:ETHernet:RFC:FLOSs:TAVerage?

:SOURce:DATA:TELecom:ETHernet:RFC:LATency:MAXRate[1..n]:SETall?

Description

This query returns the maximum rate for all frame sizes.

At *RST condition, this value is set to device-dependent.

Navigation Path: Setup > Test Configurator > RFC 2544 > Subtests > Config. Per Frame Size > Max Rate (All)

NOTE: For MAXRate[1..n], use MAXR1 to MAXR10 corresponding to the frame number.

Syntax

:SOURce:DATA:TELecom:ETHernet:RFC:LATency:MAXRate[1..n]:SETall? <wsp><Direction>,[<Maxrate>]

Parameter(s)

Direction:

The program data syntax for the first parameter is defined as a <CHARACTER PROGRAM DATA> element.

Selects the direction.

(For DTS used LTOR and RTOL as direction, for single port use TX2RX as direction and for Dual port topology use P1TOP2 and P2TOP1)

TX2RX: TX-to-RX (TX2RX) for single port topology.

LTORemote: Local-to-Remote direction.

RTOLocal: Remote-to-Local direction.

P1TOP2: P1 -TO-P2.

P2TOP1: P2 -TO-P1.

BIDirectional: Bidirectional

Maxrate:

The program data syntax for the second parameter is defined as a <CHARACTER PROGRAM DATA> element.

Sets the value for all frame sizes. Choices varies according to the selection of unit.

This parameter is optional. If no token is specified, the current value for all frame sizes is returned.

MAXimum: Biggest supported value

MINimum: Smallest supported value

DEFault: Default value

Response Syntax

<Maxrate>

:SOURce:DATA:TELecom:ETHernet:RFC:LATency:MAXRate[1..n]:SETall?

Response(s)	**Maxrate**: The response data syntax for the first parameter is defined as a <NR2 NUMERIC RESPONSE DATA> element. Returns the value for all frame sizes.
Example(s)	SOUR:DATA:TEL:ETH:RFC:LAT:MAXR:SETall TX2RX,50.00 SOUR:DATA:TEL:ETH:RFC:LAT:MAXR:SETall? TX2RX
See Also	SOURce:DATA:TELecom:ETHernet:RFC:LATency:MAXRate1?

:SOURce:DATA:TELecom:ETHernet:RFC:LATency:MAXRate[1..n]?

Description

This query returns the maximum rate per frame for the latency subtest.

At *RST condition, this value is set to device-dependent.

Navigation Path: Setup > Test Configurator > RFC 2544 > Subtests > Config. Per Frame Size > Max Rate (per frame)

NOTE: For MAXRate[1..n], use MAXR1 to MAXR10 corresponding to the frame number.

Syntax

:SOURce:DATA:TELecom:ETHernet:RFC:LATency:MAXRate[1..n]? <wsp><Direction>,[<Maxrate>]

Parameter(s)

Direction:

The program data syntax for the first parameter is defined as a <CHARACTER PROGRAM DATA> element.

Selects the direction.

(For DTS used LTOR and RTOL as direction, for single port use TX2RX as direction and for Dual port topology use P1TOP2 and P2TOP1)

TX2RX: TX-to-RX (TX2RX) for single port topology.

LTORemote: Local-to-Remote direction.

RTOLocal: Remote-to-Local direction.

P1TOP2: P1 -TO-P2.

P2TOP1: P2 -TO-P1.

BIDirectional: Bidirectional

Maxrate:

The program data syntax for the second parameter is defined as a <CHARACTER PROGRAM DATA> element.

Selects the maximum rate for the Latency test.

This parameter is optional. If no token is specified, the current maximum rate for the latency subtest is returned.

MAXimum: Biggest supported value

MINimum: Smallest supported value

DEFault: Default value

Response Syntax

<Maxrate>

:SOURce:DATA:TELecom:ETHernet:RFC:LATency:MAXRate[1..n]?

Response(s)	**Maxrate**: The response data syntax for the first parameter is defined as a <NR2 NUMERIC RESPONSE DATA> element. Returns the maximum rate for the latency test.
Example(s)	SOUR:DATA:TEL:ETH:RFC:LAT:MAXR1 TX2RX,10.00 SOUR:DATA:TEL:ETH:RFC:LAT:MAXR1? TX2RX Returns: 10.00
See Also	SOURce:DATA:TELecom:ETHernet:RFC:LATency:MAXRate

GFP-F/GFP-T

:SOURce:DATA:TELecom:GFP:CHANnel:CONFig:CID

Description	This command sets the Channel ID. At *RST condition, this value is 0. Navigation Path: Setup > Test Configurator > GFP-F/GFP-T > Extension Header - CID
Syntax	:SOURce:DATA:TELecom:GFP:CHANnel:CONFig:CID <wsp><Value>
Parameter(s)	**Value**: The program data syntax for the first parameter is defined as a <DECIMAL NUMERIC PROGRAM DATA> element. Selects Channel Id between 0 to 255. MAXimum, sets Channed Id to maximum value. MINimum, sets Channed Id to minimum value.
Response Syntax	<SkewDelayValue>
Example(s)	SOUR:DATA:TEL:GFP:CHAN:CONF:CID 230 SOUR:DATA:TEL:GFP:CHAN:CONF:CID? Returns: 230
See Also	SOURce:DATA:TELecom:GFP:CHANnel:CONFig:TYPE?

:SOURce:DATA:TELecom:GFP:CHANnel:CONFig:CID?

Description

This query returns the Channel ID.

At *RST condition, this value is set to 0.

Navigation Path: Setup > Test Configurator > GFP-F/GFP-T > Extension Header - CID

Syntax

:SOURce:DATA:TELecom:GFP:CHANnel:CONFig:CID?[<wsp><Value>]

Parameter(s)

Value:

The program data syntax for the first parameter is defined as a <CHARACTER PROGRAM DATA> element.

This parameter is optional. If no token is specified the CONFig is 0.

MAXimum, sets Channed Id to maximum value.

MINimum, sets Channed Id to minimum value.

Response Syntax

<Type>

Response(s)

Type:

The response data syntax for the first parameter is defined as a <NR1 NUMERIC RESPONSE DATA> element.

Returns the Channel used for reception.

Example(s)

SOUR:DATA:TEL:GFP:CHAN:CONF:CID 230

SOUR:DATA:TEL:GFP:CHAN:CONF:CID?

Returns: 230

See Also

SOURce:DATA:TELecom:GFP:CHANnel:CONFig:TYPE

:SOURce:DATA:TELecom:GFP:CHANnel:CONFig:TYPE

Description

This command sets the presence of expected payload FCS for Frames.

At *RST condition, this value is device dependent.

Navigation Path: Setup > Test Configurator > GFP-F/GFP-T > Type Header - CDF pFCS / CMF pFCS

Syntax

:SOURce:DATA:TELecom:GFP:CHANnel:CONFig:TYPE <wsp><Frames>, <Status>

Parameter(s)

Frames:

The program data syntax for the first parameter is defined as a <CHARACTER PROGRAM DATA> element.

Selects the Client Frame Type.

CDFRames

CMFRames

Status:

The program data syntax for the second parameter is defined as a <BOOLEAN PROGRAM DATA> element.

Enables/disables:

ON: Enables

OFF: Disables

Response Syntax

<Type>

Example(s)

SOUR:DATA:TEL:GFP:CHAN:CONF:TYPE CDFR,ON

SOUR:DATA:TEL:GFP:CHAN:CONF:TYPE? CDFR

Returns: 1

See Also

SOURce:DATA:TELecom:GFP:CHANnel:CONFig:CID?

:SOURce:DATA:TELecom:GFP:CHANnel:CONFig:TYPE?

Description

This query returns the presence of expected payload FCS for Frames.

At *RST condition, this value is device dependent.

Navigation Path: Setup > Test Configurator > GFP-F/GFP-T > Type Header - CDF pFCS / CMF pFCS

Syntax

:SOURce:DATA:TELecom:GFP:CHANnel:CONFig:TYPE? <wsp><Frames>

Parameter(s)

Frames:

The program data syntax for the first parameter is defined as a <CHARACTER PROGRAM DATA> element.

Selects the Client Frame Type.

CDFRames

CMFRames

Response Syntax

<Type>

Response(s)

Type:

The response data syntax for the first parameter is defined as a <BOOLEAN RESPONSE DATA> element.

Returns the presence of expected payload Gfp for Frames.

1 -expected payload Gfp for Frames is enabled.

0 -expected payload Gfp for Frames is disabled.

Example(s)

SOUR:DATA:TEL:GFP:CHAN:CONF:TYPE CDFR,ON

SOUR:DATA:TEL:GFP:CHAN:CONF:TYPE? CDFR

Returns: 1

See Also

SOURce:DATA:TELecom:GFP:CHANnel:CONFig:CID

:SOURce:DATA:TELecom:GFP:CONFig:EXI

Description

This command sets the Extension Header Identifier

At *RST condition, this value is set to Null.

Navigation Path: Setup > Test Configurator > GFP-F/GFP-T > Type Header - EXI

Syntax

:SOURce:DATA:TELecom:GFP:CONFig:EXI <wsp><Value>

Parameter(s)

Value:

The program data syntax for the first parameter is defined as a <CHARACTER PROGRAM DATA> element.

Selects the Extension Header Identifier value.

NULL

LINEar

Response Syntax

<Type>

Example(s)

SOUR:DATA:TEL:GFP:CONF:EXI NULL

SOUR:DATA:TEL:GFP:CONF:EXI?

Returns: NULL

See Also

SOURce:DATA:TELecom:GFP:CHANnel:CONFig:TYPE?

:SOURce:DATA:TELecom:GFP:CONFig:EXI?

Description	This query returns the Extension Header Identifier. At *RST condition, this value is set to Null. Navigation Path: Setup > Test Configurator > GFP-F/GFP-T > Type Header - EXI
Syntax	:SOURce:DATA:TELecom:GFP:CONFig:EXI?
Response Syntax	<Type>
Response(s)	**Type**: The response data syntax for the first parameter is defined as a <CHARACTER RESPONSE DATA> element. Returns the status of Extension Header Identifier. NULL, returns NULL as Extension Header Identifier LINEAR, returns LINEAR as Extension Header Identifier
Example(s)	SOUR:DATA:TEL:GFP:CONF:EXI NULL SOUR:DATA:TEL:GFP:CONF:EXI? Returns: NULL
See Also	SOURce:DATA:TELecom:GFP:CHANnel:CONFig:TYPE

Signal - Signal Configuration (SONET/SDH)

:SENSe:DATA:TELecom:POSition

Description

This command sets the RX mapping position for decoupled test.

At *RST condition, this value is device dependent.

Navigation Path: Setup > Test Configurator > OC-n/STM-n > Signal > Signal Configuration - STS/AU - Timeslot

Syntax

:SENSe:DATA:TELecom:POSition <wsp><Positionid>, <Position1>,[<Position2>],[<Position3>],[<Position4>],[<Position5>]

Parameter(s)

Positionid:

The program data syntax for the first parameter is defined as a <CHARACTER PROGRAM DATA> element.

Selects the mapping position.

HOPPosition: HOP (High Order Path)

LOPPosition: LOP (Low Order Path)

Position1:

The program data syntax for the second parameter is defined as a <DECIMAL NUMERIC PROGRAM DATA> element.

Selects the mapping position values.

Position2:

The program data syntax for the third parameter is defined as a <DECIMAL NUMERIC PROGRAM DATA> element.

Sets the mapping position 2 value.

Position3:

The program data syntax for the fourth parameter is defined as a <DECIMAL NUMERIC PROGRAM DATA> element.

Sets the mapping position 3 value.

Position4:

The program data syntax for the fifth parameter is defined as a <DECIMAL NUMERIC PROGRAM DATA> element.

Sets the mapping position 4 value.

Position5:

The program data syntax for the sixth parameter is defined as a <DECIMAL NUMERIC PROGRAM DATA> element.

Sets the mapping position 5 value.

:SENSe:DATA:TELecom:POSition

Response Syntax	<Information>
Example(s)	SOUR:DATA:TEL:POS HOPP,1, 1, 1, 3,1 SOUR:DATA:TEL:POS? HOPP Returns: (1, 1, 1, 3,1)
See Also	SENSe:DATA:TELecom:HOP:TYPE

:SENSe:DATA:TELecom:POSition?

Description

This query returns the RX mapping position for decoupled test.

At *RST condition, this value is device dependent.

Navigation Path: Setup > Test Configurator > OC-n/STM-n > Signal > Signal Configuration - STS/AU - Timeslot

Syntax

:SENSe:DATA:TELecom:POSition? <wsp><Positionid>

Parameter(s)

Positionid:

The program data syntax for the first parameter is defined as a <CHARACTER PROGRAM DATA> element.

Selects the mapping position.

HOPPosition: HOP (High Order Path)

LOPPosition: LOP (Low Order Path)

Response Syntax

<Position>

Response(s)

Position:

The response data syntax for the first parameter is defined as a <STRING RESPONSE DATA> element.

Returns the mapping positions.

Example(s)

SOUR:DATA:TEL:POS HOPP,1, 1, 1, 3,1

SOUR:DATA:TEL:POS? HOPP

Returns: (1, 1, 1, 3,1)

See Also

SENSe:DATA:TELecom:HOP:TYPE?

:SENSe:DATA:TELecom:SDHSonet:ALARm:HOP:TCM:TCUNeq:ENABle

Description

This command enables/disables the STS/AU Path TCM UNEQ.

At *RST condition, this value is set to OFF.

Navigation Path: Setup > Test Configurator > OC-n/STM-n > Signal > Signal Configuration > STS/AU > TC-UNEQ-P/HPTC-UNEQ

Syntax

:SENSe:DATA:TELecom:SDHSonet:ALARm:HOP:TCM:TCUNeq:ENABle <wsp><Status>

Parameter(s)

Status:

The program data syntax for the first parameter is defined as a <BOOLEAN PROGRAM DATA> element.

Enables/disables:

ON: Enables

OFF: Disables

Response Syntax

<Position>

Example(s)

SENS:DATA:TEL:SDHS:ALAR:HOP:TCM:TCUNeq:ENAB ON

SENS:DATA:TEL:SDHS:ALAR:HOP:TCM:TCUNeq:ENAB?

Returns: 1

See Also

SOURce:DATA:TELecom:SDHSonet:ALARm:LOP:TCM:TCUNeq:ENABle?

:SENSe:DATA:TELecom:SDHSonet:ALARm:HOP:TCM:TCUNeq:ENABle?

Description

This query returns the enable/disable status of STS/AU Path TCM UNEQ.

At *RST condition, this value is set to OFF.

Navigation Path: Setup > Test Configurator > OC-n/STM-n > Signal > Signal Configuration > STS/AU > TC-UNEQ-P/HPTC-UNEQ

Syntax

:SENSe:DATA:TELecom:SDHSonet:ALARm:HOP:TCM:TCUNeq:ENABle?

Response Syntax

<Status>

Response(s)

Status:

The response data syntax for the first parameter is defined as a <BOOLEAN RESPONSE DATA> element.

Returns the enable/disable status:

1: Enabled

0: Disabled

Example(s)

SENS:DATA:TEL:SDHS:ALAR:HOP:TCM:TCUNeq:ENAB ON

SENS:DATA:TEL:SDHS:ALAR:HOP:TCM:TCUNeq:ENAB?

Returns: 1

See Also

SOURce:DATA:TELecom:SDHSonet:ALARm:LOP:TCM:TCUNeq:ENABle

:SENSe:DATA:TELecom:SDHSonet:ALARm:LOP:TCM:TCUNeq:ENABle

Description	This command enables/disables the VT/TU Path TCM UNEQ. At *RST condition, this value is set to OFF. Navigation Path: Setup > Test Configurator > OC-n/STM-n > Signal > Signal Configuration > VT/TU > TC-UNEQ-V/LPTC-UNEQ
Syntax	:SENSe:DATA:TELecom:SDHSonet:ALARm:LOP:TCM:TCUNeq:ENABle <wsp><Status>
Parameter(s)	**Status**: The program data syntax for the first parameter is defined as a <BOOLEAN PROGRAM DATA> element. Enables/disables: ON: Enables OFF: Disables
Response Syntax	<Status>
Example(s)	SENS:DATA:TEL:SDHS:ALAR:LOP:TCM:TCUNeq:ENAB ON SENS:DATA:TEL:SDHS:ALAR:LOP:TCM:TCUNeq:ENAB? Returns: 1
See Also	SOURce:DATA:TELecom:SDHSonet:ALARm:HOP:TCM:TCUNeq:ENABle?

:SENSe:DATA:TELecom:SDHSonet:ALARm:LOP:TCM:TCUNeq:ENABle?

Description

This query returns the enable/disable status of the VT/TU Path TCM UNEQ.

At *RST condition, this value is set to OFF.

Navigation Path: Setup > Test Configurator > OC-n/STM-n > Signal > Signal Configuration > VT/TU > TC-UNEQ-V/LPTC-UNEQ

Syntax

:SENSe:DATA:TELecom:SDHSonet:ALARm:LOP:TCM:TCUNeq:ENABle?

Response Syntax

<Status>

Response(s)

Status:

The response data syntax for the first parameter is defined as a <BOOLEAN RESPONSE DATA> element.

Returns the enable/disable status:

1: Enabled

0: Disabled

Example(s)

SENS:DATA:TEL:SDHS:ALAR:LOP:TCM:TCUNeq:ENAB ON

SENS:DATA:TEL:SDHS:ALAR:LOP:TCM:TCUNeq:ENAB?

Returns: 1

See Also

SOURce:DATA:TELecom:SDHSonet:ALARm:HOP:TCM:TCUNeq:ENABle

:SENSe:DATA:TELecom:SDHSonet:HOP:CONFig:TCM:ENABle

Description

This command enables/disables the RX TCM for Higher rates.

At *RST condition, this value is set to OFF.

Navigation Path: Setup > Test Configurator > OC-n/STM-n > Signal > Signal Configuration - STS/AU - TCM

Syntax

:SENSe:DATA:TELecom:SDHSonet:HOP:CONFig:TCM:ENABle <wsp><Status>

Parameter(s)

Status:

The program data syntax for the first parameter is defined as a <BOOLEAN PROGRAM DATA> element.

Enables/disables:

ON: Enables

OFF: Disables

Response Syntax

<Status>

Example(s)

SENS:DATA:TEL:SDHS:HOP:CONF:TCM:ENAB ON

SENS:DATA:TEL:SDHS:HOP:CONF:TCM:ENAB?

Returns: 1

See Also

SENSe:DATA:TELecom:SDHSonet:LOP:CONFig:TCM:ENABle?

:SENSe:DATA:TELecom:SDHSonet:HOP:CONFig:TCM:ENABle?

Description

This query returns the status of RX TCM for Higher rates.

At *RST condition, this value is set to OFF.

Navigation Path: Setup > Test Configurator > OC-n/STM-n > Signal > Signal Configuration - STS/AU - TCM

Syntax

:SENSe:DATA:TELecom:SDHSonet:HOP:CONFig:TCM:ENABle?

Response Syntax

<Status>

Response(s)

Status:

The response data syntax for the first parameter is defined as a <BOOLEAN RESPONSE DATA> element.

Returns the enable/disable status:

1: Enabled

0: Disabled

Example(s)

SENS:DATA:TEL:SDHS:HOP:CONF:TCM:ENAB ON

SENS:DATA:TEL:SDHS:HOP:CONF:TCM:ENAB?

Returns: 1

See Also

SENSe:DATA:TELecom:SDHSonet:LOP:CONFig:TCM:ENABle

:SENSe:DATA:TELecom:SDHSonet:LOP:CONFig:TCM:ENABle

Description

This command enables/disables the RX TCM for Lower rates.

At *RST condition, this value is set to OFF.

Navigation Path: Setup > Test Configurator > OC-n/STM-n > Signal > Signal Configuration - VT/TU - TCM

Syntax

:SENSe:DATA:TELecom:SDHSonet:LOP:CONFig:TCM:ENABle <wsp><Status>

Parameter(s)

Status:

The program data syntax for the first parameter is defined as a <BOOLEAN PROGRAM DATA> element.

Enables/disables:

ON: Enables

OFF: Disables

Response Syntax

<Status>

Example(s)

SENS:DATA:TEL:SDHS:LOP:CONF:TCM:ENAB ON

SENS:DATA:TEL:SDHS:LOP:CONF:TCM:ENAB?

Returns: 1

See Also

SENSe:DATA:TELecom:SDHSonet:HOP:CONFig:TCM:ENABle?

:SENSe:DATA:TELecom:SDHSonet:LOP:CONFig:TCM:ENABle?

Description

This query returns the status of the RX TCM for Lower rates.

At *RST condition, this value is set to OFF.

Navigation Path: Setup > Test Configurator > OC-n/STM-n > Signal > Signal Configuration - VT/TU - TCM

Syntax

:SENSe:DATA:TELecom:SDHSonet:LOP:CONFig:TCM:ENABle?

Response Syntax

<Status>

Response(s)

Status:

The response data syntax for the first parameter is defined as a <BOOLEAN RESPONSE DATA> element.

Returns the enable/disable status:

1: Enabled

0: Disabled

Example(s)

SENS:DATA:TEL:SDHS:LOP:CONF:TCM:ENAB ON

SENS:DATA:TEL:SDHS:LOP:CONF:TCM:ENAB?

Returns: 1

See Also

SENSe:DATA:TELecom:SDHSonet:HOP:CONFig:TCM:ENABle

:SOURce:DATA:TELecom:BACKground:BULK

Description

This command enables/disables the Bulk Filled Overwrite Enable feature.

At *RST condition, this value is set to ON.

Navigation Path: Setup > Test Configurator > OC-n > Signal > Signal Configuration - STS-1 - Overwrite Fixed Stuff

Syntax

:SOURce:DATA:TELecom:BACKground:BULK <wsp><Set>

Parameter(s)

Set:

The program data syntax for the first parameter is defined as a <BOOLEAN PROGRAM DATA> element.

enables/disables the Overwrite Fixed Stuff feature.

ON - Enables Bulk overwrite Fixed Stuff status

OFF - Disables bulk overwrite Fixed Stuff status

Response Syntax

<Status>

Example(s)

SOUR:DATA:TEL:BACK:BULK ON

SOUR:DATA:TEL:BACK:BULK?

Returns: 1

See Also

SOURce:DATA:TELecom:BACKground:SDHSonet:HOP

:SOURce:DATA:TELecom:BACKground:BULK?

Description

This query returns the status of the Bulk Filled Overwrite Enable feature.

At *RST condition, this value is set to ON.

Navigation Path: Setup > Test Configurator > OC-n > Signal > Signal Configuration - STS-1 - Overwrite Fixed Stuff

Syntax

:SOURce:DATA:TELecom:BACKground:BULK?

Response Syntax

<Set>

Response(s)

Set:

The response data syntax for the first parameter is defined as a <BOOLEAN RESPONSE DATA> element.

Returns the status of the Bulk Filled Overwrite Enable feature.

1 - Bulk overwrite fixed Stuff Enabled.

0 - Bulk overwrite fixed Stuff Disabled.

Example(s)

SOUR:DATA:TEL:BACK:BULK ON

SOUR:DATA:TEL:BACK:BULK?

Returns: 1

See Also

SOURce:DATA:TELecom:BACKground:SDHSonet:HOP?

:SOURce:DATA:TELecom:BACKground:COMPutation

Description

This command selects of the computation method available for embedded OC-192/STM-64.

At *RST condition, this value set to M1ONLY

Navigation Path: Setup > Test Configurator > OC-n/STM-n > Signal > Signal Configuration - OC-n/STM-n - REI-L/MS-REI Computation Method

Syntax

:SOURce:DATA:TELecom:BACKground:COMPutation <wsp><COMPutation>

Parameter(s)

COMPutation:

The program data syntax for the first parameter is defined as a <CHARACTER PROGRAM DATA> element.

Selects the payload computation method.

M1only: M1.

M0M1: the M1 and M0

Response Syntax

<Set>

Example(s)

SOUR:DATA:TEL:BACK:COMP M0M1

SOUR:DATA:TEL:BACK:COMP?

Returns: M0M1

See Also

SOURce:DATA:TELecom:BACKground:SDHSonet:HOP?

:SOURce:DATA:TELecom:BACKground:COMPutation?

Description

This query returns the computation method available for embedded OC-192/STM-64.

At *RST condition, this value set to M1ONLY.

Navigation Path: Setup > Test Configurator > OC-n/STM-n > Signal > Signal Configuration - OC-n/STM-n - REI-L/MS-REI Computation Method

Syntax

:SOURce:DATA:TELecom:BACKground:COMPutation?

Response Syntax

<Computation>

Response(s)

Computation:

The response data syntax for the first parameter is defined as a <CHARACTER RESPONSE DATA> element.

Returns the computation method.

M1ONLY, M1 as computation method is selected.

M0M1, M1 and M0 as computation method is selected.

Example(s)

SOUR:DATA:TEL:BACK:COMP M0M1

SOUR:DATA:TEL:BACK:COMP?

Returns: M0M1

See Also

SOURce:DATA:TELecom:BACKground:SDHSonet:HOP

:SOURce:DATA:TELecom:BACKground:SDHSonet:HOP

Description

This command selects the High Order Path (HOP) background traffic.

At *RST condition, this value set to EQUIPPED1.

Navigation Path: Setup > Test Configurator > OC-n/STM-n > Signal > Signal Configuration - STS/AU - Background

Syntax

:SOURce:DATA:TELecom:BACKground:SDHSonet:HOP <wsp><Background Traffic>

Parameter(s)

Background Traffic:

The program data syntax for the first parameter is defined as a <CHARACTER PROGRAM DATA> element.

Selects the High Order Path (HOP) background traffic.

AIS: Alarm Indication Signal

UNEQUIPPED1: Unequipped

EQUIPPED1: Equipped

Response Syntax

<Computation>

Example(s)

SOUR:DATA:TEL:BACK:SDHS:HOP EQUIPPED1

SOUR:DATA:TEL:BACK:SDHS:HOP?

Returns: EQUIPPED1

See Also

SOURce:DATA:TELecom:BACKground:COMPutation

:SOURce:DATA:TELecom:BACKground:SDHSonet:HOP?

Description

This query returns the High Order Path (HOP) background traffic.

At *RST condition, this value set to EQUIPPED1.

Navigation Path: Setup > Test Configurator > OC-n/STM-n > Signal > Signal Configuration - STS/AU - Background

Syntax

:SOURce:DATA:TELecom:BACKground:SDHSonet:HOP?

Response Syntax

<Background traffic>

Response(s)

Background traffic:

The response data syntax for the first parameter is defined as a <CHARACTER RESPONSE DATA> element.

Returns the High Order Path (HOP) background traffic.

AIS, Alarm Indication Signal (AIS) as background traffic is selected.

UNEQUIPPED1, Unequipped as background traffic is selected.

EQUIPPED1, Equipped as background traffic is selected.

Example(s)

SOUR:DATA:TEL:BACK:SDHS:HOP EQUIPPED1

SOUR:DATA:TEL:BACK:SDHS:HOP?

Returns: EQUIPPED1

See Also

SOURce:DATA:TELecom:BACKground:COMPutation?

:SOURce:DATA:TELecom:BACKground:SDHSonet:LOP

Description

This command selects the Low Order Path (LOP) background traffic.

At *RST condition, this value set to EQUIPPED1.

Navigation Path: Setup > Test Configurator > OC-n/STM-n > Signal > Signal Configuration - VT/TU - Background

Syntax

:SOURce:DATA:TELecom:BACKground:SDHSonet:LOP <wsp><Background Traffic>

Parameter(s)

Background Traffic:

The program data syntax for the first parameter is defined as a <CHARACTER PROGRAM DATA> element.

Selects the LOP (Low Order Path) background traffic.

AIS: Alarm Indication Signal

UNEQUIPPED1: Unequipped

EQUIPPED1: Equipped

Response Syntax

<Background traffic>

Example(s)

SOUR:DATA:TEL:BACK:SDHS:LOP EQUIPPED1

SOUR:DATA:TEL:BACK:SDHS:LOP?

Returns: EQUIPPED1

See Also

SOURce:DATA:TELecom:BACKground:COMPutation?

:SOURce:DATA:TELecom:BACKground:SDHSonet:LOP?

Description

This query returns the Low Order Path (LOP) background traffic.

At *RST condition, this value set to EQUIPPED1.

Navigation Path: Setup > Test Configurator > OC-n/STM-n > Signal > Signal Configuration - VT/TU - Background

Syntax

:SOURce:DATA:TELecom:BACKground:SDHSonet:LOP?

Response Syntax

<Background traffic>

Response(s)

Background traffic:

The response data syntax for the first parameter is defined as a <CHARACTER RESPONSE DATA> element.

Returns the LOP (Low Order Path) background traffic.

AIS, Alarm Indication Signal (AIS) as background traffic is selected.

UNEQUIPPED1, Unequipped as background traffic is selected.

EQUIPPED1, Equipped as background traffic is selected.

Example(s)

SOUR:DATA:TEL:BACK:SDHS:LOP EQUIPPED1

SOUR:DATA:TEL:BACK:SDHS:LOP?

Returns: EQUIPPED1

See Also

SOURce:DATA:TELecom:BACKground:COMPutation

:SOURce:DATA:TELecom:POSition

Description

This command sets the TX mapping position.

At *RST condition, this value is device dependent.

Navigation Path: Setup > Test Configurator > OC-n/STM-n > Signal > Signal Configuration - STS/AU - Timeslot

For SONET HOP: The STS-1 is defined using the timeslot followed by the two-level [STS-3#,STS-1#] convention.

For SONET LOP: The VT Number is defined using the VTG followed by the VT number.

For SDH HOP: The AU is defined using a 2 to 5 level convention E,D,C,B,A depending on the rate of the STM-n used.

E: the AUG-64 are numbered 1 to 4 (Only used with rate STM-256)

D: the AUG-16 are numbered 1 to 4

C: the AUG-4 are numbered 1 to 4

B: the AUG-1 are numbered 1 to 4

A: the AU-3 are numbered 1 to 3. For AU-3 in STM-0e, A=0.

For SDH LOP: The TU is defined using a 2 or 3 level convention K,L,M depending on the rate of the AU-4 or AU-3 used.

K: the TUG-3 are numbered 1 to 3

L: the TUG-2 are numbered within the TUG-3 0 or from 1 to 7

M: the TU-2, TU-12, TU-11 are numbered within the TUG-2 1, 1 to 3, 1 to 4 respectively

Syntax

:SOURce:DATA:TELecom:POSition <wsp><Positionid>, <Position1>,[<Position2>],[<Position3>],[<Position4>],[<Position5>]

:SOURce:DATA:TELecom:POSition

Parameter(s)

Positionid:

The program data syntax for the first parameter is defined as a <CHARACTER PROGRAM DATA> element.

Selects the mapping position.

HOPPosition: HOP (High Order Path)

LOPPosition: LOP (Low Order Path)

Position1:

The program data syntax for the second parameter is defined as a <DECIMAL NUMERIC PROGRAM DATA> element.

For SONET HOP: Sets the Timeslot number. However, the next two parameters are mandatory and will overwrite this value for the corresponding timeslot number.

For SONET LOP: Sets the VTG number.

For SDH HOP : Sets the number for either AUG-16 for STM-64, AUG-4 for STM-16, AUG-1 for STM-4, or AU-3 for STM-1

For SDH LOP: The number for the highest TUG level (2 or 3 level convention).

Position2:

The program data syntax for the third parameter is defined as a <DECIMAL NUMERIC PROGRAM DATA> element.

For SONET HOP: Sets the STS-3 number.

For SONET LOP: Sets the VT number.

For SDH HOP: Sets the number for either AUG-4 for STM-64, AUG-1 for STM-16, or AU-3 for STM-4

For SDH LOP: The number for either the second TUG level (3 level convention) or TU number (2 level convention).

Position3:

The program data syntax for the fourth parameter is defined as a <DECIMAL NUMERIC PROGRAM DATA> element.

For SONET HOP: Sets the STS-1 number.

For SONET LOP: This parameter is not used.

For SDH HOP: Sets the number for either AUG-1 for STM-64, or AU-3 for STM-16

For SDH LOP: The TU number (3 level convention).

:SOURce:DATA:TELecom:POSition

Parameter(s)

Position4:

The program data syntax for the fifth parameter is defined as a <DECIMAL NUMERIC PROGRAM DATA> element.

For SONET HOP: This parameter is not used.

For SONET LOP: This parameter is not used.

For SDH LOP: Sets the number for AU-3 for STM-64

For SDH LOP: This parameter is not used.

Position5:

The program data syntax for the sixth parameter is defined as a <DECIMAL NUMERIC PROGRAM DATA> element.

This parameter is no longer used.

Response Syntax

<Background traffic>

Example(s)

SOUR:DATA:TEL:POS HOPP, 2, 1, 2

SOUR:DATA:TEL:POS? HOPP

Returns: 2:[1,2]

See Also

SOURce:DATA:TELecom:HOP:TYPE

:SOURce:DATA:TELecom:POSition?

Description

This query returns the TX mapping position.

At *RST condition, this value is device dependent.

Navigation Path: Setup > Test Configurator > OC-n/STM-n > Signal > Signal Configuration - STS/AU - Timeslot

Syntax

:SOURce:DATA:TELecom:POSition? <wsp><Positionid>

Parameter(s)

Positionid:

The program data syntax for the first parameter is defined as a <CHARACTER PROGRAM DATA> element.

Selects the mapping position.

HOPPosition: HOP (High Order Path)

LOPPosition: LOP (Low Order Path)

Response Syntax

<Position>

Response(s)

Position:

The response data syntax for the first parameter is defined as a <STRING RESPONSE DATA> element.

Returns the mapping positions.

Example(s)

SOUR:DATA:TEL:POS HOPP, 2, 1, 2

SOUR:DATA:TEL:POS? HOPP

Returns: 2:[1,2]

See Also

SOURce:DATA:TELecom:HOP:TYPE?

:SOURce:DATA:TELecom:SDHSonet:ADVanced:S:BITS:SSMessage

Description

This command selects the Bits 5-8 (Synchronization Status Message)

At *RST condition, this value is set to QUNKNOWN0000.

Navigation Path: Setup > Test Configurator > OC-n/STM-n > Signal > Signal Configuration - OC-n/STM-n - Synchronization Status Message (S1)

Syntax

:SOURce:DATA:TELecom:SDHSonet:ADVanced:S:BITS:SSMessage <wsp><Set>

Parameter(s)

Set:

The program data syntax for the first parameter is defined as a <CHARACTER PROGRAM DATA> element.

Sets the Bits 5-8 (Synchronization Status Message).

QUNKNOWN0000: Quality Unknown (0000) Bits Synchronization Status Message.

ST10001: ST1 (0001) Bits Synchronization Status Message.

RESERVED0010: RESERVED (0010)

RESERVED0011: Reserved (0011)

TNC0100: TNC (0100)

RESERVED0101: Reserved (0101)

RESERVED0110: Reserved (0110)

ST20111: ST2 (0111)

RESERVED1000: Reserved (1000)

RESERVED1001: Reserved (1001)

ST31010: ST3 (1010)

RESERVED1011: Reserved (1011)

SMC1100: SMC (1100)

PNO1101: PNO (1101)

ST3E1110: ST3E (1110)

DUSYNCH1111: Don't Use for Synchronization (1111)

:SOURce:DATA:TELecom:SDHSonet:ADVanced:S:BITS:SSMessage

Response Syntax	<Position>
Example(s)	SOUR:DATA:TEL:SDHS:ADV:S:BITS:SSM QUNKNOWN0000 SOUR:DATA:TEL:SDHS:ADV:S:BITS:SSM? Returns: QUNKNOWN0000
See Also	SOURce:DATA:TELecom:HOP:TYPE?

:SOURce:DATA:TELecom:SDHSonet:ADVanced:S:BITS:SSMessage?

Description	This query returns Bits 5-8 (Synchronization Status Message). At *RST condition, this value is set to QUNKNOWN0000. Navigation Path: Setup > Test Configurator > OC-n/STM-n > Signal > Signal Configuration - OC-n/STM-n - Synchronization Status Message (S1)
Syntax	:SOURce:DATA:TELecom:SDHSonet:ADVanced:S:BITS:SSMessage?
Response Syntax	<Type>

:SOURce:DATA:TELecom:SDHSonet:ADVanced:S:BITS:SSMessage?

Response(s)

Type:

The response data syntax for the first parameter is defined as a <CHARACTER RESPONSE DATA> element.

Sets the Bits 5-8 (Synchronization Status Message).

QUNKNOWN0000 - Quality Unknown (0000) Bits Synchronization Status Message is selected.

ST10001 - ST1 (0001) Bits Synchronization Status Message is selected.

RESERVED0001 -RESERVED (0010) Bits Synchronization Status Message is selected.

RESERVED0011 - Reserved (0011) Bits Synchronization Status Message is selected.

TNC0100 - TNC (0100) Bits Synchronization Status Message is selected.

RESERVED0101- Reserved (0101) Bits Synchronization Status Message is selected.

RESERVED0110- Reserved (0110) Bits Synchronization Status Message is selected.

ST20111 - ST2 (0111) Bits Synchronization Status Message is selected.

RESERVED1000 - RESERVED (1000) Bits Synchronization Status Message is selected.

RESERVED1001- Reserved (1001) Bits Synchronization Status Message is selected.

ST31010 - ST3 (1010) Bits Synchronization Status Message is selected.

RESERVED1010 - RESERVED (SEC) (1011) Bits Synchronization Status Message is selected.

SMC1100 - SMC (1100) Bits Synchronization Status Message is selected.

ST3E1101 - ST3E (1101) Bits Synchronization Status Message is selected.

PNO1110 - PNO (1110) Bits Synchronization Status Message is selected.

DUSYNCH1111- Don't Use for Synchronization (1111) Bits Synchronization Status Message is selected.

Example(s)

SOUR:DATA:TEL:SDHS:ADV:S:BITS:SSM QUNKNOWN0000

SOUR:DATA:TEL:SDHS:ADV:S:BITS:SSM?

Returns: QUNKNOWN0000

See Also

SOURce:DATA:TELecom:HOP:TYPE

:SOURce:DATA:TELecom:SDHSonet:HOP:CONFig:TCM:ENABle

Description

This command enables/disables the TX TCM for Higher rates.

At *RST condition, this value is set to OFF.

Navigation Path: Setup > Test Configurator > OC-n/STM-n > Signal > Signal Configuration - STS/AU - TCM

Syntax

:SOURce:DATA:TELecom:SDHSonet:HOP:CONFig:TCM:ENABle <wsp><Status>

Parameter(s)

Status:

The program data syntax for the first parameter is defined as a <BOOLEAN PROGRAM DATA> element.

Enables/disables:

ON: Enables

OFF: Disables

Response Syntax

<Type>

Example(s)

SOUR:DATA:TEL:SDHS:HOP:CONF:TCM:ENAB ON

SOUR:DATA:TEL:SDHS:HOP:CONF:TCM:ENAB?

Returns: 1

See Also

SOURce:DATA:TELecom:SDHSonet:LOP:CONFig:TCM:ENABle?

:SOURce:DATA:TELecom:SDHSonet:HOP:CONFig:TCM:ENABle?

Description

This query returns the status of TX TCM for Higher rates.

At *RST condition, this value is set to OFF.

Navigation Path: Setup > Test Configurator > OC-n/STM-n > Signal > Signal Configuration - STS/AU - TCM

Syntax

:SOURce:DATA:TELecom:SDHSonet:HOP:CONFig:TCM:ENABle?

Response Syntax

<Status>

Response(s)

Status:

The response data syntax for the first parameter is defined as a <BOOLEAN RESPONSE DATA> element.

Returns the enable/disable status:

1: Enabled

0: Disabled

Example(s)

SOUR:DATA:TEL:SDHS:HOP:CONF:TCM:ENAB ON

SOUR:DATA:TEL:SDHS:HOP:CONF:TCM:ENAB?

Returns: 1

See Also

SOURce:DATA:TELecom:SDHSonet:LOP:CONFig:TCM:ENABle

:SOURce:DATA:TELecom:SDHSonet:LOP:CONFig:TCM:ENABle

Description

This command enables/disables the TX TCM for Lower rates.

At *RST condition, this value is set to OFF.

Navigation Path: Setup > Test Configurator > OC-n/STM-n > Signal > Signal Configuration - VT/TU - TCM

Syntax

:SOURce:DATA:TELecom:SDHSonet:LOP:CONFig:TCM:ENABle <wsp><Status>

Parameter(s)

Status:

The program data syntax for the first parameter is defined as a <BOOLEAN PROGRAM DATA> element.

Enables/disables:

ON: Enables

OFF: Disables

Response Syntax

<Status>

Example(s)

SOUR:DATA:TEL:SDHS:LOP:CONF:TCM:ENAB ON

SOUR:DATA:TEL:SDHS:LOP:CONF:TCM:ENAB?

Returns: 1

See Also

SOURce:DATA:TELecom:SDHSonet:HOP:CONFig:TCM:ENABle?

:SOURce:DATA:TELecom:SDHSonet:LOP:CONFig:TCM:ENABle?

Description

This query returns the status of TX TCM for Lower rates.

At *RST condition, this value is set to OFF.

Navigation Path: Setup > Test Configurator > OC-n/STM-n > Signal > Signal Configuration - VT/TU - TCM

Syntax

:SOURce:DATA:TELecom:SDHSonet:LOP:CONFig:TCM:ENABle?

Response Syntax

<Status>

Response(s)

Status:

The response data syntax for the first parameter is defined as a <BOOLEAN RESPONSE DATA> element.

Returns the enable/disable status:

1: Enabled

0: Disabled

Example(s)

SOUR:DATA:TEL:SDHS:LOP:CONF:TCM:ENAB ON

SOUR:DATA:TEL:SDHS:LOP:CONF:TCM:ENAB?

Returns: 1

See Also

SOURce:DATA:TELecom:SDHSonet:HOP:CONFig:TCM:ENABle

Traces (SONET/SDH)

:SENSe:DATA:TELecom:SDHSonet:HOP:TCAPident:EXPected

Description	This command sets the TCM Access Point Identifier expected message High Order Path. At *RST condition, the configuration is set to a device-dependent value. Navigation Path: Setup > Test Configurator > Traces > TCM Access Point Identifier - STS/AU Path (N1) - Expected
Syntax	:SENSe:DATA:TELecom:SDHSonet:HOP:TCAPident:EXPected[<wsp><Message>]
Parameter(s)	**Message**: The program data syntax for the first parameter is defined as a <STRING PROGRAM DATA> element. Sets the expected message for 16 or 64 bytes format for Path overhead.
Response Syntax	<Label>
Example(s)	SENSe:DATA:TEL:SDHS:HOP:TCAP:EXPected tcmmessage SENSe:DATA:TEL:SDHS:HOP:TCAP:EXPected? Returns: tcmmessage
See Also	SENSe:DATA:TELecom:SDHSonet:SECTion:OVERhead:TIM:PATTern?

:SENSe:DATA:TELecom:SDHSonet:HOP:TCAPident:EXPected?

Description

This command sets the TCM Access Point Identifier expected message High Order Path.

At *RST condition, the configuration is set to a device-dependent value.

Navigation Path: Setup > Test Configurator > Traces > TCM Access Point Identifier - STS/AU Path (N1) - Expected

Syntax

:SENSe:DATA:TELecom:SDHSonet:HOP:TCAPident:EXPected?

Response Syntax

<Message>

Response(s)

Message:

The response data syntax for the first parameter is defined as a <STRING RESPONSE DATA> element.

Returns the expected TCM Access Point Identifier message for Path Overhead.

Example(s)

SENSe:DATA:TEL:SDHS:HOP:TCAP:EXPected tcmmessage

SENSe:DATA:TEL:SDHS:HOP:TCAP:EXPected?

Returns: tcmmessage

See Also

SENSe:DATA:TELecom:SDHSonet:SECTion:OVERhead:TIM:PATTern

:SENSe:DATA:TELecom:SDHSonet:HOP:TCAPident:TCTim

Description

This command enables/disables the TCMIM status for TCM Access Point Identifier High Order Path.

At *RST condition, this value is set to OFF.

Navigation Path: Setup > Test Configurator > Traces > TCM Access Point Identifier - TC-TIM-P/HPTC-TIM

Navigation Path: Results > Traces > TCM Access Point Identifier - TC-TIM-P/HPTC-TIM

Syntax

:SENSe:DATA:TELecom:SDHSonet:HOP:TCAPident:TCTim <wsp><Set>

Parameter(s)

Set:

The program data syntax for the first parameter is defined as a <BOOLEAN PROGRAM DATA> element.

enables/disables the status of Trace Identifier Mismatch (TIM).

ON, enables the status of Trace Identifier Mismatch (TIM)

OFF, disables the status of Trace Identifier Mismatch (TIM)

Response Syntax

<Message>

Example(s)

SENS:DATA:TEL:SDHS:HOP:TCAP:TCTim ON

SENS:DATA:TEL:SDHS:HOP:TCAP:TCTim?

See Also

SENSe:DATA:TELecom:SDHSonet:PATH:OVERhead:TIM?

:SENSe:DATA:TELecom:SDHSonet:HOP:TCAPident:TCTim?

Description

This query returns the the TCMIM status for TCM Access Point Identifier for High Order Path.

At *RST condition, this value is set to OFF.

Navigation Path: Setup > Test Configurator > Traces > TCM Access Point Identifier - TC-TIM-P/HPTC-TIM

Navigation Path: Results > Traces > TCM Access Point Identifier - TC-TIM-P/HPTC-TIM

Syntax

:SENSe:DATA:TELecom:SDHSonet:HOP:TCAPident:TCTim?

Response Syntax

<Set>

Response(s)

Set:

The response data syntax for the first parameter is defined as a <BOOLEAN RESPONSE DATA> element.

Returns the status of the Trace Identifier Mismatch (TIM).

1, TCM Access Point Identifier is enabled.

0, TCM Access Point Identifier is disabled.

Example(s)

SENS:DATA:TEL:SDHS:HOP:TCAP:TCTim ON

SENS:DATA:TEL:SDHS:HOP:TCAP:TCTim?

See Also

SENSe:DATA:TELecom:SDHSonet:PATH:OVERhead:TIM?

:SENSe:DATA:TELecom:SDHSonet:LOP:OVERhead:TIM

Description

This command enables/disables the Trace Identifier Mismatch (TIM) for the expected message defined for Low Path Overhead.

At *RST condition, this value is set to OFF.

Navigation Path: Setup > Test Configurator > Traces > Traces - TIM-V/LP-TIM

Navigation Path: Result > Traces > Traces - TIM-V/LP-TIM

Syntax

:SENSe:DATA:TELecom:SDHSonet:LOP:OVERhead:TIM <wsp><Status>

Parameter(s)

Status:

The program data syntax for the first parameter is defined as a <BOOLEAN PROGRAM DATA> element.

Enables/disables:

ON: Enables

OFF: Disables

Response Syntax

<Set>

Example(s)

SENS:DATA:TEL:SDHS:LOP:OVER:TIM ON

SENS:DATA:TEL:SDHS:LOP:OVER:TIM?

Returns: 1

See Also

SENSe:DATA:TELecom:SDHSonet:SECTion:OVERhead:TIM?

:SENSe:DATA:TELecom:SDHSonet:LOP:OVERhead:TIM:PATTern

Description

This command sets the Trace Identifier Mismatch value in 16 or 64 byte format for Low Path Overhead.

At *RST condition, this value is set to B16.

Navigation Path: Setup > Test Configurator > Traces > Traces - TIM-V/LP-TIM - Format

Navigation Path: Result > Traces > Traces - TIM-V/LP-TIM - Format

Syntax

:SENSe:DATA:TELecom:SDHSonet:LOP:OVERhead:TIM:PATTern <wsp><Pattern>

Parameter(s)

Pattern:

The program data syntax for the first parameter is defined as a <CHARACTER PROGRAM DATA> element.

Sets the format expected in the J1 trace for Path overhead.

B16: the 16 bytes format.

B64: the 64 bytes format.

Response Syntax

<Set>

Example(s)

SENS:DATA:TEL:SDHS:LOP:OVER:TIM:PATT B16

SENS:DATA:TEL:SDHS:LOP:OVER:TIM:PATT?

Returns: B16

See Also

SENSe:DATA:TELecom:SDHSonet:SECTion:OVERhead:TIM:PATTern?

:SENSe:DATA:TELecom:SDHSonet:LOP:OVERhead:TIM:PATTern:B

Description

This command sets the expected message for 16 OR 64 bytes format for Low Path Overhead.

At *RST condition, this value is set to EXFO SONET/SDH.

Navigation Path: Setup > Test Configurator > Traces > Traces - TIM-V/LP-TIM - Expected

Navigation Path: Result > Traces > Traces - TIM-V/LP-TIM - Expected

Syntax

:SENSe:DATA:TELecom:SDHSonet:LOP:OVERhead:TIM:PATTern:B <wsp><Pattern>, <Message>

Parameter(s)

Pattern:

The program data syntax for the first parameter is defined as a <CHARACTER PROGRAM DATA> element.

Sets the format expected in the J1 trace for Path overhead.

B16: the 16 bytes format.

B64: the 64 bytes format.

Message:

The program data syntax for the second parameter is defined as a <STRING PROGRAM DATA> element.

Sets the expected message for 16 or 64 bytes format for Path overhead.

Response Syntax

<Set>

Example(s)

SENS:DATA:TEL:SDHS:LOP:OVER:TIM:PATT:B B16, tyghjg

SENS:DATA:TEL:SDHS:LOP:OVER:TIM:PATT:B? B16

Returns: tyghjg

See Also

SENSe:DATA:TELecom:SDHSonet:SECTion:OVERhead:TIM:PATTern:B?

:SENSe:DATA:TELecom:SDHSonet:LOP:OVERhead:TIM:PATTern:B?

Description

This query returns the expected message for 16 or 64 bytes format for Low Path Overhead.

At *RST condition, this value is set to EXFO SONET/SDH.

Navigation Path: Setup > Test Configurator > Traces > Traces - TIM-V/LP-TIM - Expected

Navigation Path: Result > Traces > Traces - TIM-V/LP-TIM - Expected

Syntax

:SENSe:DATA:TELecom:SDHSonet:LOP:OVERhead:TIM:PATTern:B? <wsp><Pattern>

Parameter(s)

Pattern:

The program data syntax for the first parameter is defined as a <CHARACTER PROGRAM DATA> element.

Sets the format expected in the J1 trace for Path overhead.

B16: the 16 bytes format.

B64: the 64 bytes format.

Response Syntax

<Message>

Response(s)

Message:

The response data syntax for the first parameter is defined as a <STRING RESPONSE DATA> element.

Returns the expected message for 16 or 64 bytes format for Low Path Overhead

Example(s)

SENS:DATA:TEL:SDHS:LOP:OVER:TIM:PATT:B B16, tyghjg

SENS:DATA:TEL:SDHS:LOP:OVER:TIM:PATT:B? B16

Returns: tyghjg

See Also

SENSe:DATA:TELecom:SDHSonet:SECTion:OVERhead:TIM:PATTern:B

:SENSe:DATA:TELecom:SDHSonet:LOP:OVERhead:TIM:PATTern?

Description	This query returns the format expected for Low Path Overhead. At *RST condition, this value is set to B16. Navigation Path: Setup > Test Configurator > Traces > Traces - TIM-V/LP-TIM - Format Navigation Path: Result > Traces > Traces - TIM-V/LP-TIM - Format
Syntax	:SENSe:DATA:TELecom:SDHSonet:LOP:OVERhead:TIM:PATTern?
Response Syntax	<Pattern>
Response(s)	**Pattern**: The response data syntax for the first parameter is defined as a <CHARACTER RESPONSE DATA> element. Returns the format expected in the J1 trace for Low Path Overhead B16, 16 bytes format for Low Path Overhead is selected. B64, 64 bytes format for Low Path Overhead is selected.
Example(s)	SENS:DATA:TEL:SDHS:LOP:OVER:TIM:PATT B16 SENS:DATA:TEL:SDHS:LOP:OVER:TIM:PATT? Returns: B16
See Also	SENSe:DATA:TELecom:SDHSonet:SECTion:OVERhead:TIM:PATTern

:SENSe:DATA:TELecom:SDHSonet:LOP:OVERhead:TIM?

Description

This query returns the status of Trace Identifier Mismatch (TIM) for the expected message defined for Low Path Overhead.

At *RST condition, this value is set to OFF.

Navigation Path: Setup > Test Configurator > Traces > Traces - TIM-V/LP-TIM

Navigation Path: Result > Traces > Traces - TIM-V/LP-TIM

Syntax

:SENSe:DATA:TELecom:SDHSonet:LOP:OVERhead:TIM?

Response Syntax

<Set>

Response(s)

Set:

The response data syntax for the first parameter is defined as a <BOOLEAN RESPONSE DATA> element.

Returns the status of Trace Identifier Mismatch (TIM) for Low Path Overhead.

1 - Trace Identifier Mismatch (TIM) for Low Path Overhead is enabled.

0 - Trace Identifier Mismatch (TIM) for Low Path Overhead is disabled.

Example(s)

SENS:DATA:TEL:SDHS:LOP:OVER:TIM ON

SENS:DATA:TEL:SDHS:LOP:OVER:TIM?

Returns: 1

See Also

SENSe:DATA:TELecom:SDHSonet:SECTion:OVERhead:TIM

:SENSe:DATA:TELecom:SDHSonet:LOP:TCAPident:EXPected

Description

This command sets the TCM Access Point Identifier expected message Low Order Path.

At *RST condition, the configuration is set to a device-dependent value.

Navigation Path: Setup > Test Configurator > Traces > TCM Access Point Identifier - VT/TU Path (Z6) - Expected

Navigation Path: Setup > Test Configurator > Traces > TCM Access Point Identifier - TU3 Path (N1) - Expected

Syntax

:SENSe:DATA:TELecom:SDHSonet:LOP:TCAPident:EXPected[<wsp><Message>]

Parameter(s)

Message:

The program data syntax for the first parameter is defined as a <STRING PROGRAM DATA> element.

Sets the expected message for 16 or 64 bytes format for Path overhead.

Response Syntax

<Set>

Example(s)

SENSe:DATA:TEL:SDHS:LOP:TCAP:EXPected tcmmessage

SENSe:DATA:TEL:SDHS:LOP:TCAP:EXPected?

Returns: tcmmessage

See Also

SENSe:DATA:TELecom:SDHSonet:SECTion:OVERhead:TIM:PATTern?

:SENSe:DATA:TELecom:SDHSonet:LOP:TCAPident:EXPected?

Description

This command sets the TCM Access Point Identifier expected message Low Order Path.

At *RST condition, the configuration is set to a device-dependent value.

Navigation Path: Setup > Test Configurator > Traces > TCM Access Point Identifier - VT/TU Path (Z6) - Expected

Navigation Path: Setup > Test Configurator > Traces > TCM Access Point Identifier - TU3 Path (N1) - Expected

Syntax

:SENSe:DATA:TELecom:SDHSonet:LOP:TCAPident:EXPected?

Response Syntax

<Message>

Response(s)

Message:

The response data syntax for the first parameter is defined as a <STRING RESPONSE DATA> element.

Returns the expected TCM Access Point Identifier message for Path Overhead.

Example(s)

SENSe:DATA:TEL:SDHS:LOP:TCAP:EXPected tcmmessage

SENSe:DATA:TEL:SDHS:LOP:TCAP:EXPected?

Returns: tcmmessage

See Also

SENSe:DATA:TELecom:SDHSonet:SECTion:OVERhead:TIM:PATTern

:SENSe:DATA:TELecom:SDHSonet:LOP:TCAPident:TCTim

Description

This command enables/disables the TCMIM status for TCM Access Point Identifier Low Order Path.

At *RST condition, this value is set to OFF.

Navigation Path: Setup > Test Configurator > Traces > TCM Access Point Identifier - TC-TIM-V/LPTC-TIM

Navigation Path: Results > Traces > TCM Access Point Identifier - TC-TIM-V/LPTC-TIM

Syntax

:SENSe:DATA:TELecom:SDHSonet:LOP:TCAPident:TCTim <wsp><Status>

Parameter(s)

Status:

The program data syntax for the first parameter is defined as a <BOOLEAN PROGRAM DATA> element.

Enables/disables:

ON: Enables

OFF: Disables

Response Syntax

<Message>

Example(s)

SENS:DATA:TEL:SDHS:LOP:TCAP:TCTim ON

SENS:DATA:TEL:SDHS:LOP:TCAP:TCTim?

See Also

SENSe:DATA:TELecom:SDHSonet:PATH:OVERhead:TIM?

:SENSe:DATA:TELecom:SDHSonet:LOP:TCAPident:TCTim?

Description

This query returns the TCMIM status for TCM Access Point Identifier for Low Order Path.

At *RST condition, this value is set to OFF.

Navigation Path: Setup > Test Configurator > Traces > TCM Access Point Identifier - TC-TIM-V/LPTC-TIM

Navigation Path: Results > Traces > TCM Access Point Identifier - TC-TIM-V/LPTC-TIM

Syntax

:SENSe:DATA:TELecom:SDHSonet:LOP:TCAPident:TCTim?

Response Syntax

<Set>

Response(s)

Set:

The response data syntax for the first parameter is defined as a <BOOLEAN RESPONSE DATA> element.

Returns the status of the TCM Access Point Identifier for Path Overhead.

ENABLE, status of the TCM Access Point Identifier is enabled.

DISABLE, tatus of the TCM Access Point Identifier is disabled.

Example(s)

SENS:DATA:TEL:SDHS:LOP:TCAP:TCTim ON

SENS:DATA:TEL:SDHS:LOP:TCAP:TCTim?

See Also

SENSe:DATA:TELecom:SDHSonet:PATH:OVERhead:TIM?

:SENSe:DATA:TELecom:SDHSonet:PATH:OVERhead:TIM

Description

This command enables/disables the Trace Identifier Mismatch (TIM) for the expected message defined for Path Overhead.

At *RST condition, this value is set to OFF.

Navigation Path: Setup > Test Configurator > Traces > Traces - TIM-P/HP-TIM

Navigation Path: Result > Traces > Traces - TIM-P/HP-TIM

Syntax

:SENSe:DATA:TELecom:SDHSonet:PATH:OVERhead:TIM <wsp><Status>

Parameter(s)

Status:

The program data syntax for the first parameter is defined as a <BOOLEAN PROGRAM DATA> element.

Enables/disables:

ON: Enables

OFF: Disables

Response Syntax

<Set>

Example(s)

SENS:DATA:TEL:SDHS:PATH:OVER:TIM ON

SENS:DATA:TEL:SDHS:PATH:OVER:TIM?

Returns: 1

See Also

SENSe:DATA:TELecom:SDHSonet:SECTion:OVERhead:TIM?

:SENSe:DATA:TELecom:SDHSonet:PATH:OVERhead:TIM:PATTern

Description

This command sets the Trace Identifier Mismatch value of J1 in 16 or 64 byte format for Path Overhead.

At *RST condition, this value is set to B16.

Navigation Path: Setup > Test Configurator > Traces > Traces - TIM-P/HP-TIM - Format

Navigation Path: Result > Traces > Traces - TIM-P/HP-TIM - Format

Syntax

:SENSe:DATA:TELecom:SDHSonet:PATH:OVERhead:TIM:PATTern <wsp><Pattern>

Parameter(s)

Pattern:

The program data syntax for the first parameter is defined as a <CHARACTER PROGRAM DATA> element.

Sets the format expected in the J1 trace for Path overhead.

B16: the 16 bytes format.

B64: the 64 bytes format.

Response Syntax

<Set>

Example(s)

SENS:DATA:TEL:SDHS:PATH:OVER:TIM:PATT B16

SENS:DATA:TEL:SDHS:PATH:OVER:TIM:PATT?

Returns: B16

See Also

SENSe:DATA:TELecom:SDHSonet:SECTion:OVERhead:TIM:PATTern?

:SENSe:DATA:TELecom:SDHSonet:PATH:OVERhead:TIM:PATTern:B

Description

This command sets the expected message for 16 OR 64 bytes format of J1 trace for Path Overhead.

At *RST condition, this value is set to EXFO SONET/SDH.

Navigation Path: Setup > Test Configurator > Traces > Traces - TIM-P/HP-TIM - Expected

Navigation Path: Result > Traces > Traces - TIM-P/HP-TIM - Expected

Syntax

:SENSe:DATA:TELecom:SDHSonet:PATH:OVERhead:TIM:PATTern:B <wsp><Pattern>, <Message>

Parameter(s)

Pattern:

The program data syntax for the first parameter is defined as a <CHARACTER PROGRAM DATA> element.

Sets the format expected in the J1 trace for Path overhead.

B16: the 16 bytes format.

B64: the 64 bytes format.

Message:

The program data syntax for the second parameter is defined as a <STRING PROGRAM DATA> element.

Sets the expected message for 16 or 64 bytes format for Path overhead.

Response Syntax

<Set>

Example(s)

SENS:DATA:TEL:SDHS:PATH:OVER:TIM:PATT:B B16,tyghjg

SENS:DATA:TEL:SDHS:PATH:OVER:TIM:PATT:B? B16

Returns: tyghjg

See Also

SENSe:DATA:TELecom:SDHSonet:SECTion:OVERhead:TIM:PATTern:B?

:SENSe:DATA:TELecom:SDHSonet:PATH:OVERhead:TIM:PATTern:B?

Description

This query returns the expected message for 16 or 64 bytes format of J1 trace for Path Overhead.

At *RST condition, this value is set to EXFO SONET/SDH.

Navigation Path: Setup > Test Configurator > Traces > Traces - TIM-P/HP-TIM - Expected

Navigation Path: Result > Traces > Traces - TIM-P/HP-TIM - Expected

Syntax

:SENSe:DATA:TELecom:SDHSonet:PATH:OVERhead:TIM:PATTern:B? <wsp><Pattern>

Parameter(s)

Pattern:

The program data syntax for the first parameter is defined as a <CHARACTER PROGRAM DATA> element.

Sets the format expected in the J1 trace for Path overhead.

B16: the 16 bytes format.

B64: the 64 bytes format.

Response Syntax

<Message>

Response(s)

Message:

The response data syntax for the first parameter is defined as a <STRING RESPONSE DATA> element.

Returns the expected message for 16 or 64 bytes format for Path Overhead.

Example(s)

SENS:DATA:TEL:SDHS:PATH:OVER:TIM:PATT:B B16, tyghjg

SENS:DATA:TEL:SDHS:PATH:OVER:TIM:PATT:B? B16

Returns: tyghjg

See Also

SENSe:DATA:TELecom:SDHSonet:SECTion:OVERhead:TIM:PATTern:B

:SENSe:DATA:TELecom:SDHSonet:PATH:OVERhead:TIM:PATTern?

Description	This query returns the format expected in the J1 trace for Path Overhead. At *RST condition, this value is set to B16. Navigation Path: Setup > Test Configurator > Traces > Traces - TIM-P/HP-TIM - Format Navigation Path: Result > Traces > Traces - TIM-P/HP-TIM - Format
Syntax	:SENSe:DATA:TELecom:SDHSonet:PATH:OVERhead:TIM:PATTern?
Response Syntax	<Pattern>
Response(s)	**Pattern**: The response data syntax for the first parameter is defined as a <CHARACTER RESPONSE DATA> element. Returns the format expected in the J1 trace for Path Overhead. B16, 16 bytes format is selected. B64, 64 bytes format is selected.
Example(s)	SENS:DATA:TEL:SDHS:PATH:OVER:TIM:PATT B16 SENS:DATA:TEL:SDHS:PATH:OVER:TIM:PATT? Returns: B16
See Also	SENSe:DATA:TELecom:SDHSonet:SECTion:OVERhead:TIM:PATTern

:SENSe:DATA:TELecom:SDHSonet:PATH:OVERhead:TIM?

Description

This query returns the status of Trace Identifier Mismatch (TIM) for the expected message defined for Path Overhead.

At *RST condition, this value is set to OFF.

Navigation Path: Setup > Test Configurator > Traces > Traces - TIM-P/HP-TIM

Navigation Path: Result > Traces > Traces - TIM-P/HP-TIM

Syntax

:SENSe:DATA:TELecom:SDHSonet:PATH:OVERhead:TIM?

Response Syntax

<Set>

Response(s)

Set:

The response data syntax for the first parameter is defined as a <BOOLEAN RESPONSE DATA> element.

Returns the status of Trace Identifier Mismatch (TIM) for Path Overhead.

1 - TIM enabled.

0 - TIM disabled.

Example(s)

SENS:DATA:TEL:SDHS:PATH:OVER:TIM ON

SENS:DATA:TEL:SDHS:PATH:OVER:TIM?

Returns: 1

See Also

SENSe:DATA:TELecom:SDHSonet:SECTion:OVERhead:TIM

:SENSe:DATA:TELecom:SDHSonet:SECTion:OVERhead:TIM

Description

This command enables/disables the Trace Identifier Mismatch (TIM) for the expected message defined for Section Overhead.

At *RST condition, this value is set to OFF.

Navigation Path: Setup > Test Configurator > Traces > Traces - TIM-S/RS-TIM

Navigation Path: Result > Traces > Traces - TIM-S/RS-TIM

Syntax

:SENSe:DATA:TELecom:SDHSonet:SECTion:OVERhead:TIM <wsp><Status>

Parameter(s)

Status:

The program data syntax for the first parameter is defined as a <BOOLEAN PROGRAM DATA> element.

Enables/disables:

ON: Enables

OFF: Disables

Response Syntax

<Set>

Example(s)

SENS:DATA:TEL:SDHS:SECT:OVER:TIM ON

SENS:DATA:TEL:SDHS:SECT:OVER:TIM?

Returns: 1

See Also

SENSe:DATA:TELecom:SDHSonet:PATH:OVERhead:TIM?

:SENSe:DATA:TELecom:SDHSonet:SECTion:OVERhead:TIM:PATTern

Description

This command sets the format expected in the J0 trace for Section Overhead.

At *RST condition, this value is set to B16.

Navigation Path: Setup > Test Configurator > Traces > Traces - TIM-S/RS-TIM - Format

Navigation Path: Result > Traces > Traces - TIM-S/RS-TIM - Format

Syntax

:SENSe:DATA:TELecom:SDHSonet:SECTion:OVERhead:TIM:PATTern <wsp><Pattern>

Parameter(s)

Pattern:

The program data syntax for the first parameter is defined as a <CHARACTER PROGRAM DATA> element.

Sets the format expected in the J0 trace for Section overhead.

B16: the 16 bytes format.

B64: the 64 bytes format.

Response Syntax

<Set>

Example(s)

SENS:DATA:TEL:SDHS:SECT:OVER:TIM:PATT B16

SENS:DATA:TEL:SDHS:SECT:OVER:TIM:PATT?

Returns: B16

See Also

SENSe:DATA:TELecom:SDHSonet:PATH:OVERhead:TIM:PATTern?

:SENSe:DATA:TELecom:SDHSonet:SECTion:OVERhead:TIM:PATTern:B

Description

This command sets the expected message for 16 or 64 bytes format of J0 trace for Section Overhead.

At *RST condition, this value is set to EXFO SONET/SDH.

Navigation Path: Setup > Test Configurator > Traces > Traces - TIM-S/RS-TIM - Expected

Navigation Path: Result > Traces > Traces - TIM-S/RS-TIM - Expected

Syntax

:SENSe:DATA:TELecom:SDHSonet:SECTion:OVERhead:TIM:PATTern:B <wsp><Pattern>, <Message>

Parameter(s)

Pattern:

The program data syntax for the first parameter is defined as a <CHARACTER PROGRAM DATA> element.

Sets the format expected in the J0 trace for Section overhead.

B16: the 16 bytes format.

B64: the 64 bytes format.

Message:

The program data syntax for the second parameter is defined as a <STRING PROGRAM DATA> element.

Sets the expected message for 16 or 64 bytes format for Section overhead.

Response Syntax

<Set>

Example(s)

SENS:DATA:TEL:SDHS:SECT:OVER:TIM:PATT:B B16, tyghjg

SENS:DATA:TEL:SDHS:SECT:OVER:TIM:PATT:B? B16

Returns: tyghjg

See Also

SENSe:DATA:TELecom:SDHSonet:PATH:OVERhead:TIM:PATTern:B?

:SENSe:DATA:TELecom:SDHSonet:SECTion:OVERhead:TIM:PATTern:B?

Description

This query returns the expected message for 16 or 64 bytes format of J0 trace for Section Overhead.

At *RST condition, this value is set to EXFO SONET/SDH.

Navigation Path: Setup > Test Configurator > Traces > Traces - TIM-S/RS-TIM - Expected

Navigation Path: Result > Traces > Traces - TIM-S/RS-TIM - Expected

Syntax

:SENSe:DATA:TELecom:SDHSonet:SECTion:OVERhead:TIM:PATTern:B? <wsp><Pattern>

Parameter(s)

Pattern:

The program data syntax for the first parameter is defined as a <CHARACTER PROGRAM DATA> element.

Sets the format expected in the J0 trace for Section overhead.

B16: the 16 bytes format.

B64: the 64 bytes format.

Response Syntax

<Message>

Response(s)

Message:

The response data syntax for the first parameter is defined as a <STRING RESPONSE DATA> element.

Returns the expected message for 16 or 64 bytes format for Section Overhead.

Example(s)

SENS:DATA:TEL:SDHS:SECT:OVER:TIM:PATT:B B16, tyghjg

SENS:DATA:TEL:SDHS:SECT:OVER:TIM:PATT:B? B16

Returns: tyghjg

See Also

SENSe:DATA:TELecom:SDHSonet:PATH:OVERhead:TIM:PATTern:B

:SENSe:DATA:TELecom:SDHSonet:SECTion:OVERhead:TIM:PATTern?

Description	This query returns the format expected in the J0 trace for Section Overhead. At *RST condition, this value is set to B16. Navigation Path: Setup > Test Configurator > Traces > Traces - TIM-S/RS-TIM - Format Navigation Path: Result > Traces > Traces - TIM-S/RS-TIM - Format
Syntax	:SENSe:DATA:TELecom:SDHSonet:SECTion:OVERhead:TIM:PATTern?
Response Syntax	<Pattern>
Response(s)	**Pattern**: The response data syntax for the first parameter is defined as a <CHARACTER RESPONSE DATA> element. Returns the format expected in the J0 trace for Section Overhead. B16, 16 bytes format is selected. B64, 64 bytes format is selected.
Example(s)	SENS:DATA:TEL:SDHS:SECT:OVER:TIM:PATT B16 SENS:DATA:TEL:SDHS:SECT:OVER:TIM:PATT? Returns: B16
See Also	SENSe:DATA:TELecom:SDHSonet:PATH:OVERhead:TIM:PATTern

:SENSe:DATA:TELecom:SDHSonet:SECTion:OVERhead:TIM?

Description

This query returns the status of Trace Identifier Mismatch (TIM) for the expected message defined for Section Overhead.

At *RST condition, this value is set to OFF.

Navigation Path: Setup > Test Configurator > Traces > Traces - TIM-S/RS-TIM

Navigation Path: Result > Traces > Traces - TIM-S/RS-TIM

Syntax

:SENSe:DATA:TELecom:SDHSonet:SECTion:OVERhead:TIM?

Response Syntax

<Set>

Response(s)

Set:

The response data syntax for the first parameter is defined as a <BOOLEAN RESPONSE DATA> element.

Returns the status of Trace Identifier Mismatch (TIM) for Section Overhead.

1- TIM is Enabled

0 - TIM is Disabled

Example(s)

SENS:DATA:TEL:SDHS:SECT:OVER:TIM ON

SENS:DATA:TEL:SDHS:SECT:OVER:TIM?

Returns: 1

See Also

SENSe:DATA:TELecom:SDHSonet:PATH:OVERhead:TIM

:SOURce:DATA:TELecom:SDHSonet:HOP:TCAPident:N[1..n]:MESSage

Description

This command sets the TCM Access Point Identifier message High Order Path.

At *RST condition, the configuration is set to a device-dependent value.

Navigation Path: Setup > Test Configurator > Traces > TCM Access Point Identifier - STS/AU Path (N1) - Generated

Syntax

:SOURce:DATA:TELecom:SDHSonet:HOP:TCAPident:N[1..n]:MESSage[<wsp><Message>]

Parameter(s)

Message:

The program data syntax for the first parameter is defined as a <STRING PROGRAM DATA> element.

Sets the 16 or 64 byte format for TCM Access Point Identifier message.

Response Syntax

<Set>

Example(s)

SOUR:DATA:TEL:SDHS:HOP:TCAP:N1:MESSage tcmmessage

SOUR:DATA:TEL:SDHS:HOP:TCAP:N1:MESSage?

Returns: tcmmessage

See Also

SOURce:DATA:TELecom:SDHSonet:OVERhead:J1:PATTern:B16?

:SOURce:DATA:TELecom:SDHSonet:HOP:TCAPident:N[1..n]:MESSage?

Description

This query returns the TCM Access Point Identifier message High Order Path.

At *RST condition, the configuration is set to a device-dependent value.

Navigation Path: Setup > Test Configurator > Traces > TCM Access Point Identifier - STS/AU Path (N1) - Generated

Syntax

:SOURce:DATA:TELecom:SDHSonet:HOP:TCAPident:N[1..n]:MESSage?

Response Syntax

<Message>

Response(s)

Message:

The response data syntax for the first parameter is defined as a <STRING RESPONSE DATA> element.

Returns the 16 or 64 byte format TCM Access Point Identifier message for Path Overhead.

Example(s)

SOUR:DATA:TEL:SDHS:HOP:TCAP:N1:MESSage tcmmessage

SOUR:DATA:TEL:SDHS:HOP:TCAP:N1:MESSage?

Returns: tcmmessage

See Also

SOURce:DATA:TELecom:SDHSonet:OVERhead:J1:PATTern:B16

:SOURce:DATA:TELecom:SDHSonet:LOP:OVERhead:J[1..n]:PATTern

Description

This command sets the J1 and J2 trace format for Lower order Path Overhead.

At *RST condition, this value is set to 1BYTE.

Navigation Path: Setup > Test Configurator > Traces > Traces - VT/TU Path (J2) - Format

Navigation Path: Setup > Test Configurator > Traces > Traces - TU3 Path (J1) - Format

Syntax

:SOURce:DATA:TELecom:SDHSonet:LOP:OVERhead:J[1..n]:PATTern <wsp><Pattern>

Parameter(s)

Pattern:

The program data syntax for the first parameter is defined as a <CHARACTER PROGRAM DATA> element.

Sets the format for J2 trace for Low Path overhead.

1BYTE: the 1 bytes format.

B16: the 16 bytes format.

B64: the 64 bytes format.

Response Syntax

<Message>

Example(s)

SOUR:DATA:TEL:SDHS:LOP:OVER:J2:PATT B16

SOUR:DATA:TEL:SDHS:LOP:OVER:J2:PATT?

Returns: B16

See Also

SOURce:DATA:TELecom:SDHSonet:SECTion:OVERhead:J[1..n]:PATTern?

:SOURce:DATA:TELecom:SDHSonet:LOP:OVERhead:J[1..n]:PATTern:B

Description

This command sets the J2 and J1 trace value/message to be generated in selected format for Low Path Overhead.

At *RST condition, this value is set to 01.

Navigation Path: Setup > Test Configurator > Traces > Traces - VT/TU Path (J2) - Generated

Navigation Path: Setup > Test Configurator > Traces > Traces - TU3 Path (J1) - Generated

Syntax

:SOURce:DATA:TELecom:SDHSonet:LOP:OVERhead:J[1..n]:PATTern:B <wsp><Pattern>, <Message>

Parameter(s)

Pattern:

The program data syntax for the first parameter is defined as a <CHARACTER PROGRAM DATA> element.

Sets the format for J2 trace for Path overhead.

B16: the 16 bytes format.

B64: the 64 bytes format.

1BYTE: the 1BYTE byte format.

Message:

The program data syntax for the second parameter is defined as a <STRING PROGRAM DATA> element.

Sets the 16 or 64 byte format for J2 trace.

Response Syntax

<Message>

Example(s)

SOUR:DATA:TEL:SDHS:LOP:OVER:J2:PATT:B B16, RRWEREW

SOUR:DATA:TEL:SDHS:LOP:OVER:J2:PATT:B? B16

Returns: RRWEREW

See Also

SOURce:DATA:TELecom:SDHSonet:SECTion:OVERhead:J[1..n]:PATTern:B?

:SOURce:DATA:TELecom:SDHSonet:LOP:OVERhead:J[1..n]:PATTern:B?

Description

This query returns the J2 and J1 trace value/message to be generated in selected format for Low Path Overhead.

At *RST condition, this value is set to 01.

Navigation Path: Setup > Test Configurator > Traces > Traces - VT/TU Path (J2) - Generated

Navigation Path: Setup > Test Configurator > Traces > Traces - TU3 Path (J1) - Generated

Syntax

:SOURce:DATA:TELecom:SDHSonet:LOP:OVERhead:J[1..n]:PATTern:B? <wsp><Pattern>

Parameter(s)

Pattern:

The program data syntax for the first parameter is defined as a <CHARACTER PROGRAM DATA> element.

Sets the format for J2 trace for Path overhead.

B16: the 16 bytes format.

B64: the 64 bytes format.

1BYTE: the 1BYTE byte format.

Response Syntax

<Message>

Response(s)

Message:

The response data syntax for the first parameter is defined as a <STRING RESPONSE DATA> element.

Returns the J2 trace for Low Path Overhead.

Example(s)

SOUR:DATA:TEL:SDHS:LOP:OVER:J2:PATT:B B16, RRWEREW

SOUR:DATA:TEL:SDHS:LOP:OVER:J2:PATT:B? B16

Returns: RRWEREW

See Also

SOURce:DATA:TELecom:SDHSonet:SECTion:OVERhead:J[1..n]:PATTern:B

:SOURce:DATA:TELecom:SDHSonet:LOP:OVERhead:J[1..n]:PATTern?

Description

This query returns the J2 and J1 trace format for Lower order Path Overhead.

At *RST condition, this value is set to 1BYTE.

Navigation Path: Setup > Test Configurator > Traces > Traces - VT/TU Path (J2) - Format

Navigation Path: Setup > Test Configurator > Traces > Traces - TU3 Path (J1) - Format

Syntax

:SOURce:DATA:TELecom:SDHSonet:LOP:OVERhead:J[1..n]:PATTern?

Response Syntax

<Pattern>

Response(s)

Pattern:

The response data syntax for the first parameter is defined as a <CHARACTER RESPONSE DATA> element.

Returns the format for J2 trace for Lower Order Path Overhead.

B16, 16 bytes format is selected.

B64, 64 bytes format is selected.

1BYTE, 1 byte format is selected.

Example(s)

SOUR:DATA:TEL:SDHS:LOP:OVER:J2:PATT B16

SOUR:DATA:TEL:SDHS:LOP:OVER:J2:PATT?

Returns: B16

See Also

SOURce:DATA:TELecom:SDHSonet:SECTion:OVERhead:J[1..n]:PATTern

:SOURce:DATA:TELecom:SDHSonet:LOP:TCAPident:N[1..n]:MESSage

Description

This command sets the TCM Access Point Identifier message Low Order Path.

At *RST condition, the configuration is set to a device-dependent value.

Navigation Path: Setup > Test Configurator > Traces > TCM Access Point Identifier - VT/TU Path (Z6) - Generated

Navigation Path: Setup > Test Configurator > Traces > TCM Access Point Identifier - TU3 Path (N1) - Generated

Syntax

:SOURce:DATA:TELecom:SDHSonet:LOP:TCAPident:N[1..n]:MESSage[<wsp><Message>]

Parameter(s)

Message:

The program data syntax for the first parameter is defined as a <STRING PROGRAM DATA> element.

Sets the 16 or 64 byte format for TCM Access Point Identifier message.

Response Syntax

<Pattern>

Example(s)

SOUR:DATA:TEL:SDHS:LOP:TCAP:N2:MESSage tcmmessage

SOUR:DATA:TEL:SDHS:LOP:TCAP:N2:MESSage?

Returns: tcmmessage

See Also

SOURce:DATA:TELecom:SDHSonet:OVERhead:J1:PATTern:B16?

:SOURce:DATA:TELecom:SDHSonet:LOP:TCAPident:N[1..n]:MESSage?

Description

This query returns the TCM Access Point Identifier message Low Order Path.

At *RST condition, the configuration is set to a device-dependent value.

Navigation Path: Setup > Test Configurator > Traces > TCM Access Point Identifier - VT/TU Path (Z6) - Generated

Navigation Path: Setup > Test Configurator > Traces > TCM Access Point Identifier - TU3 Path (N1) - Generated

Syntax

:SOURce:DATA:TELecom:SDHSonet:LOP:TCAPident:N[1..n]:MESSage?

Response Syntax

<Message>

Response(s)

Message:

The response data syntax for the first parameter is defined as a <STRING RESPONSE DATA> element.

Returns the 16 or 64 byte format TCM Access Point Identifier message for Path Overhead.

Example(s)

SOUR:DATA:TEL:SDHS:LOP:TCAP:N2:MESSage tcmmessage

SOUR:DATA:TEL:SDHS:LOP:TCAP:N2:MESSage?

Returns: tcmmessage

See Also

SOURce:DATA:TELecom:SDHSonet:OVERhead:J1:PATTern:B16

:SOURce:DATA:TELecom:SDHSonet:PATH:OVERhead:J[1..n]:PATTern

Description	This command sets the J1 trace format for Path Overhead At *RST condition, this value is set to 1BYTE. Navigation Path: Setup > Test Configurator > Traces > Traces - STS/AU Path (J1) - Format
Syntax	:SOURce:DATA:TELecom:SDHSonet:PATH:OVERhead:J[1..n]:PATTern <wsp><Pattern>
Parameter(s)	**Pattern**: The program data syntax for the first parameter is defined as a <CHARACTER PROGRAM DATA> element. Sets the format for J1 trace for Path overhead. 1BYTE: the 1 bytes format. B16: the 16 bytes format. B64: the 64 bytes format.
Response Syntax	<Message>
Example(s)	SOUR:DATA:TEL:SDHS:PATH:OVER:J1:PATT B16 SOUR:DATA:TEL:SDHS:PATH:OVER:J1:PATT? Returns: B16
See Also	SOURce:DATA:TELecom:SDHSonet:SECTion:OVERhead:J[1..n]:PATTern?

:SOURce:DATA:TELecom:SDHSonet:PATH:OVERhead:J[1..n]:PATTern:B

Description

This command sets the J1 trace value/message to be generated in selected format for Path Overhead.

At *RST condition, this value is set to 01.

Navigation Path: Setup > Test Configurator > Traces > Traces - STS/AU Path (J1) - Generated

Syntax

:SOURce:DATA:TELecom:SDHSonet:PATH:OVERhead:J[1..n]:PATTern:B <wsp><Pattern>, <Message>

Parameter(s)

Pattern:

The program data syntax for the first parameter is defined as a <CHARACTER PROGRAM DATA> element.

Sets the format for J1 trace for Path overhead.

B16: the 16 bytes format.

B64: the 64 bytes format.

1BYTE: the 1BYTE byte format.

Message:

The program data syntax for the second parameter is defined as a <STRING PROGRAM DATA> element.

Sets the 16 or 64 byte format for J1 trace.

Response Syntax

<Message>

Example(s)

SOUR:DATA:TEL:SDHS:PATH:OVER:J1:PATT:B B16,RRWEREW

SOUR:DATA:TEL:SDHS:PATH:OVER:J1:PATT:B? B16

Returns: RRWEREW

See Also

SOURce:DATA:TELecom:SDHSonet:SECTion:OVERhead:J[1..n]:PATTern:B?

:SOURce:DATA:TELecom:SDHSonet:PATH:OVERhead:J[1..n]:PATTern:B?

Description

This query returns the J1 trace value/message to be generated in selected format for Path Overhead.

At *RST condition, this value is set to 01.

Navigation Path: Setup > Test Configurator > Traces > Traces - STS/AU Path (J1) - Generated

Syntax

:SOURce:DATA:TELecom:SDHSonet:PATH:OVERhead:J[1..n]:PATTern:B? <wsp><Pattern>

Parameter(s)

Pattern:

The program data syntax for the first parameter is defined as a <CHARACTER PROGRAM DATA> element.

Sets the format for J1 trace for Path overhead.

B16: the 16 bytes format.

B64: the 64 bytes format.

1BYTE: the 1BYTE byte format.

Response Syntax

<Message>

Response(s)

Message:

The response data syntax for the first parameter is defined as a <STRING RESPONSE DATA> element.

Returns the J1 trace value/message for Path Overhead.

Example(s)

SOUR:DATA:TEL:SDHS:PATH:OVER:J1:PATT:B B16,RRWEREW

SOUR:DATA:TEL:SDHS:PATH:OVER:J1:PATT:B? B16

Returns: RRWEREW

See Also

SOURce:DATA:TELecom:SDHSonet:SECTion:OVERhead:J[1..n]:PATTern:B

:SOURce:DATA:TELecom:SDHSonet:PATH:OVERhead:J[1..n]:PATTern?

Description

This query returns the J1 trace format for Path Overhead.

At *RST condition, this value is set to 1BYTE.

Navigation Path: Setup > Test Configurator > Traces > Traces - STS/AU Path (J1) - Format

Syntax

:SOURce:DATA:TELecom:SDHSonet:PATH:OVERhead:J[1..n]:PATTern?

Response Syntax

<Pattern>

Response(s)

Pattern:

The response data syntax for the first parameter is defined as a <CHARACTER RESPONSE DATA> element.

Returns the format for J1 trace for Path Overhead.

B16, 16 bytes format is selected.

B64, 64 bytes format is selected.

1BYTE, 1 byte format is selected.

Example(s)

SOUR:DATA:TEL:SDHS:PATH:OVER:J1:PATT B16

SOUR:DATA:TEL:SDHS:PATH:OVER:J1:PATT?

Returns: B16

See Also

SOURce:DATA:TELecom:SDHSonet:SECTion:OVERhead:J[1..n]:PATTern

:SOURce:DATA:TELecom:SDHSonet:SECTion:OVERhead:J[1..n]:PATTern

Description

This command sets the J0 trace format for Section Overhead.

At *RST condition, this value is set to 1BYTE.

Navigation Path: Setup > Test Configurator > Traces > Traces - Section/RS (J0) - Format

Syntax

:SOURce:DATA:TELecom:SDHSonet:SECTion:OVERhead:J[1..n]:PATTern <wsp><Pattern>

Parameter(s)

Pattern:

The program data syntax for the first parameter is defined as a <CHARACTER PROGRAM DATA> element.

Sets the format for J0 trace for Section overhead.

1BYTE: the 1 bytes format.

B16: the 16 bytes format.

B64: the 64 bytes format.

Response Syntax

<Pattern>

Example(s)

SOUR:DATA:TEL:SDHS:SECT:OVER:J100:PATT B16

SOUR:DATA:TEL:SDHS:SECT:OVER:J100:PATT?

Returns: B16

See Also

SOURce:DATA:TELecom:SDHSonet:PATH:OVERhead:J1:PATTern?

:SOURce:DATA:TELecom:SDHSonet:SECTion:OVERhead:J[1..n]:PATTern:B

Description

This command sets the J0 trace value/message to be generated in selected format for Section Overhead.

At *RST condition, this value is set to 01.

Navigation Path: Setup > Test Configurator > Traces > Traces - Section/RS (J0) - Generated

Syntax

:SOURce:DATA:TELecom:SDHSonet:SECTion:OVERhead:J[1..n]:PATTern:B <wsp><Pattern>, <Message>

Parameter(s)

Pattern:

The program data syntax for the first parameter is defined as a <CHARACTER PROGRAM DATA> element.

Sets the format for J0 trace for Section overhead.

B16: the 16 bytes format.

B64: the 64 bytes format.

1BYTE: the 1 byte format.

Message:

The program data syntax for the second parameter is defined as a <STRING PROGRAM DATA> element.

Sets the 16 or 64 byte format for J0 trace.

Response Syntax

<Pattern>

Example(s)

SOUR:DATA:TEL:SDHS:SECT:OVER:J100:PATT:B B16,RRWEREW

SOUR:DATA:TEL:SDHS:SECT:OVER:J100:PATT:B? B16

Returns: RRWEREW

See Also

SOURce:DATA:TELecom:SDHSonet:PATH:OVERhead:J1:PATTern:B?

:SOURce:DATA:TELecom:SDHSonet:SECTion:OVERhead:J[1..n]:PATTern:B?

Description	This query returns the J0 trace value/message to be generated in selected format for Section Overhead. At *RST condition, this value is set to 01. Navigation Path: Setup > Test Configurator > Traces > Traces - Section/RS (J0) - Generated
Syntax	:SOURce:DATA:TELecom:SDHSonet:SECTion:OVERhead:J[1..n]:PATTern:B? <wsp><Pattern>
Parameter(s)	**Pattern**: The program data syntax for the first parameter is defined as a <CHARACTER PROGRAM DATA> element. Sets the format for J0 trace for Section overhead. B16: the 16 bytes format. B64: the 64 bytes format. 1BYTE: the 1 byte format.
Response Syntax	<Message>
Response(s)	**Message**: The response data syntax for the first parameter is defined as a <STRING RESPONSE DATA> element. Returns the J0 trace value/message for Section Overhead.
Example(s)	SOUR:DATA:TEL:SDHS:SECT:OVER:J100:PATT:B B16,RRWEREW SOUR:DATA:TEL:SDHS:SECT:OVER:J100:PATT:B? B16 Returns: RRWEREW
See Also	SOURce:DATA:TELecom:SDHSonet:PATH:OVERhead:J1:PATTern:B?

:SOURce:DATA:TELecom:SDHSonet:SECTion:OVERhead:J[1..n]:PATTern?

Description	This query returns the J0 trace format for Section Overhead. At *RST condition, this value is set to 1BYTE. Navigation Path: Setup > Test Configurator > Traces > Traces - Section/RS (J0) - Format
Syntax	:SOURce:DATA:TELecom:SDHSonet:SECTion:OVERhead:J[1..n]:PATTern?
Response Syntax	<Pattern>
Response(s)	**Pattern**: The response data syntax for the first parameter is defined as a <CHARACTER RESPONSE DATA> element. Returns the format for J0 trace for Section Overhead. B16, 16 bytes format is selected. B64, 64 bytes format is selected. 1BYTE, 1 byte format is selected.
Example(s)	SOUR:DATA:TEL:SDHS:SECT:OVER:J100:PATT B16 SOUR:DATA:TEL:SDHS:SECT:OVER:J100:PATT? Returns: B16
See Also	SOURce:DATA:TELecom:SDHSonet:PATH:OVERhead:J1:PATTern

1588 PTP

:FETCh:DATA:TELecom:PACKetsync:PTP:DELay:MODE?

Description	This query returns the Delay Mode. At *RST condition, this value is set to One -way. Navigation Path: Setup > Test Configurator > 1588 PTP > PTP - Delay Mode
Syntax	:FETCh:DATA:TELecom:PACKetsync:PTP:DELay:MODE?
Response Syntax	<Mode>
Response(s)	**Mode**: The response data syntax for the first parameter is defined as a <CHARACTER RESPONSE DATA> element. Returns the delay Mode. PTPONEWAY, returns one way mode PTPTWOWAY, returns two way mode
Example(s)	FETC:DATA:TEL:PACK:PTP:DEL:MODE?
See Also	FETCh:DATA:TELecom:PACKetsync:PTP:MODe?

:FETCh:DATA:TELecom:PACKetsync:PTP:FRAMing?

Description

This query returns the Framing.

At *RST condition, this value is set to UDP/IPv4.

Navigation Path: Setup > Test Configurator > 1588 PTP > PTP - Framing

Syntax

:FETCh:DATA:TELecom:PACKetsync:PTP:FRAMing?

Response Syntax

<Framing>

Response(s)

Framing:

The response data syntax for the first parameter is defined as a <CHARACTER RESPONSE DATA> element.

Returns the Framing:

PTPUDPIPV4: UDP/IPv4 is selected as Framing.

PTPUDPIPV6: UDP/IPv6 is selected as Framing.

PTPETHERNET: Ethernet is selected as Framing.

Example(s)

FETC:DATA:TEL:PACK:PTP:FRAM?

See Also

FETCh:DATA:TELecom:PACKetsync:PTP:NEGotiation:STATus?

:FETCh:DATA:TELecom:PACKetsync:PTP:LEASe:DURation?

Description	This query returns the Lease Duration Parameter. At *RST condition, this value is set to 300 seconds. Navigation Path: Setup > Test Configurator > 1588 PTP > PTP - Service Duration - Lease Duration(s)
Syntax	:FETCh:DATA:TELecom:PACKetsync:PTP:LEASe:DURation?
Response Syntax	<Duration>
Response(s)	**Duration**: The response data syntax for the first parameter is defined as a <NR1 NUMERIC RESPONSE DATA> element. Returns the Lease Duration Parameter.
Example(s)	FETC:DATA:TEL:PACK:PTP:LEAS:DUR?
See Also	FETCh:DATA:TELecom:PACKetsync:PTP:IPDV?

:FETCh:DATA:TELecom:PACKetsync:PTP:MECHanism?

Description	This query returns the Mechanism. At *RST condition, this value is set to Request-Response Mechanism Navigation Path: Setup > Test Configurator > 1588 PTP > PTP - Mechanism
Syntax	:FETCh:DATA:TELecom:PACKetsync:PTP:MECHanism?
Response Syntax	<Mechanism>
Response(s)	**Mechanism**: The response data syntax for the first parameter is defined as a <CHARACTER RESPONSE DATA> element. Returns the PTP1588 mechanism. PTPREQRESP, returns PtpReqResp as a test type.
Example(s)	FETC:DATA:TEL:PACK:PTP:MECH?
See Also	FETCh:DATA:TELecom:PACKetsync:PTP:PROFile?

:FETCh:DATA:TELecom:PACKetsync:PTP:MODE?

Description	This query returns the Mode. At *RST condition, this value is set to Unicast. Navigation Path: Setup > Test Configurator > 1588 PTP > PTP - Mode
Syntax	:FETCh:DATA:TELecom:PACKetsync:PTP:MODE?
Response Syntax	<TransportMode>
Response(s)	**TransportMode**: The response data syntax for the first parameter is defined as a <CHARACTER RESPONSE DATA> element. Returns the Mode Unicast/Multicast. PTPUNICAST, Unicast is selected as Mode. PTPMULTICAST, Multicast is selected as Mode. PTPMIXED, Mixed is selected as Mode.
Example(s)	FETC:DATA:TEL:PACK:PTP:MODE?
See Also	FETCh:DATA:TELecom:PACKetsync:PTP:DELay:MODE?

:FETCh:DATA:TELecom:PACKetsync:PTP:NEGotiation:STATus?

Description

This query returns the Negotiation Status.

At *RST condition, this value is set to Request Granted/Session Canceled/No Reply/Pending/Inactive

Navigation Path: Setup > Test Configurator > 1588 PTP > PTP - Negotiation Status

Syntax

:FETCh:DATA:TELecom:PACKetsync:PTP:NEGotiation:STATus?

Response Syntax

<Status>

Response(s)

Status:

The response data syntax for the first parameter is defined as a <CHARACTER RESPONSE DATA> element.

Returns the Negotiation Status.

NOREPLY, No message is received from the Grand Master following transmission of 3 Signaling requests for a message type.

REQPENDING, Unicast negotiation has started and no message has been received from the Grand Master.

REQGRANTED, All the Signaling request types have been granted.

REQDENIED, The Signaling grant message has not been granted.

GRANTCANCELLED, The Grand Master has canceled the Unicast session.

INACTIVE, The Unicast negotiation is not active.

Example(s)

FETC:DATA:TEL:PACK:PTP:NEG:STAT?

See Also

FETCh:DATA:TELecom:PACKetsync:PTP:LEASe:DURation?

:FETCh:DATA:TELecom:PACKetsync:PTP:PROFile?

Description	This query returns the PTP Profile. At *RST condition, this value is set to ITU G.8265.1. Navigation Path: Setup > Test Configurator > 1588 PTP > PTP - Profile
Syntax	:FETCh:DATA:TELecom:PACKetsync:PTP:PROFile?
Response Syntax	<Profile>
Response(s)	**Profile**: The response data syntax for the first parameter is defined as a <CHARACTER RESPONSE DATA> element. Returns the profile type. PTPTG82651,ITUG.8265.1 is selected as profile type.
Example(s)	FETC:DATA:TEL:PACK:PTP:PROF?
See Also	FETCh:DATA:TELecom:PACKetsync:PTP:MECHanism?

:FETCh:DATA:TELecom:PACKetsync:PTP:RENewal:INTerval?

Description	This query returns the Renewal Interval Parameter. At *RST condition, this value is set to 150 seconds. Navigation Path: Setup > Test Configurator > 1588 PTP > PTP - Service Duration - Renewal Interval(s)
Syntax	:FETCh:DATA:TELecom:PACKetsync:PTP:RENewal:INTerval?
Response Syntax	<Interval>
Response(s)	**Interval**: The response data syntax for the first parameter is defined as a <NR1 NUMERIC RESPONSE DATA> element. Returns the Renewal Interval Parameter
Example(s)	FETC:DATA:TEL:PACK:PTP:REN:INT?
See Also	FETCh:DATA:TELecom:PACKetsync:PTP:QL:LAST:RECeived?

:FETCh:DATA:TELecom:PACKetsync:PTP:STATus?

Description	This query returns the PTP Link status. At *RST condition, this value is device dependent. Navigation Path: Setup > Test Configurator > 1588 PTP > LINK
Syntax	:FETCh:DATA:TELecom:PACKetsync:PTP:STATus?
Response Syntax	<Status>
Response(s)	**Status**: The response data syntax for the first parameter is defined as a <CHARACTER RESPONSE DATA> element. Returns the PTP Link status.
Example(s)	FETC:DATA:TEL:PACK:PTP:STAT?
See Also	FETCh:DATA:TELecom:CPRI:PORT:SSTate?

:SOURce:DATA:TELecom:PACKetsync:PTP:CONNect:ENABled

Description

This command initiates the Grand Master Connection process.

At *RST condition, this value is set Enable OFF.

Navigation Path: Setup > Test Configurator > 1588 PTP > PTP - Connect

Syntax

:SOURce:DATA:TELecom:PACKetsync:PTP:CONNect:ENABled <wsp><Status>

Parameter(s)

Status:

The program data syntax for the first parameter is defined as a <BOOLEAN PROGRAM DATA> element.

Enables/disables:

ON: Enables

OFF: Disables

Response Syntax

<Status>

Example(s)

SOUR:DATA:TEL:PACK:PTP:CONN:ENAB 1

SOUR:DATA:TEL:PACK:PTP:DEL:ENAB?

Returns: 1

See Also

SOURce:DATA:TELecom:PACKetsync:PTP:RATE:ANNounce

:SOURce:DATA:TELecom:PACKetsync:PTP:CONNect:ENABled?

Description	This query returns the status of Grand Master Connection process. At *RST condition, this value is set to OFF. Navigation Path: Setup > Test Configurator > 1588 PTP > PTP - Connect
Syntax	:SOURce:DATA:TELecom:PACKetsync:PTP:CONNect:ENABled?
Response Syntax	<Status>
Response(s)	**Status**: The response data syntax for the first parameter is defined as a <BOOLEAN RESPONSE DATA> element. Returns the enable/disable status: 1: Enabled 0: Disabled
Example(s)	SOUR:DATA:TEL:PACK:PTP:CONN:ENAB ON SOUR:DATA:TEL:PACK:PTP:CONN:ENAB? Returns: 1
See Also	SOURce:DATA:TELecom:PACKetsync:PTP:RATE:ANNounce?

:SOURce:DATA:TELecom:PACKetsync:PTP:DOMain

Description

This command sets the Domain Configurable.

At *RST condition, this value is set to Telecom Profile Range: 0-255

Navigation Path: Setup > Test Configurator > 1588 PTP > PTP - Domain

Syntax

:SOURce:DATA:TELecom:PACKetsync:PTP:DOMain <wsp><Domain>

Parameter(s)

Domain:

The program data syntax for the first parameter is defined as a <DECIMAL NUMERIC PROGRAM DATA> element.

Sets the Domain Configurable.

Range from 0 to 255

MAXimum: Biggest supported value

MINimum: Smallest supported value

Response Syntax

<Status>

Example(s)

SOUR:DATA:TEL:PACK:PTP:DOM 9

SOUR:DATA:TEL:PACK:PTP:DOM?

Returns: 9

See Also

SOURce:DATA:TELecom:PACKetsync:PTP:GMIPaddress

:SOURce:DATA:TELecom:PACKetsync:PTP:DOMain?

Description

This query returns the Domain.

At *RST condition, this value is Set to Telecom Profile Range: 0-255

Navigation Path: Setup > Test Configurator > 1588 PTP > PTP - Domain

Syntax

:SOURce:DATA:TELecom:PACKetsync:PTP:DOMain?[<wsp><Domain>]

Parameter(s)

Domain:

The program data syntax for the first parameter is defined as a <CHARACTER PROGRAM DATA> element.

Returns Domain Configured.

This parameter is optional. If no token is specified, the Domain Configured value is returned.

MAXimum: Biggest supported value

MINimum: Smallest supported value

Response Syntax

<Domain>

Response(s)

Domain:

The response data syntax for the first parameter is defined as a <NR1 NUMERIC RESPONSE DATA> element.

Returns the Domain number.

Example(s)

SOUR:DATA:TEL:PACK:PTP:DOM 9

SOUR:DATA:TEL:PACK:PTP:DOM?

Returns: 9

See Also

SOURce:DATA:TELecom:PACKetsync:PTP:GMIPaddress?

:SOURce:DATA:TELecom:PACKetsync:PTP:FLABel

Description	This command sets the PTP IPv6 Flow Label value. At *RST condition, this value is set to 0. Navigation Path: Setup > Test Configurator > 1588 PTP > PTP - Flow Label
Syntax	:SOURce:DATA:TELecom:PACKetsync:PTP:FLABel <wsp><Flow Label>
Parameter(s)	**Flow Label**: The program data syntax for the first parameter is defined as a <DECIMAL NUMERIC PROGRAM DATA> element. Flow label value to set
Response Syntax	<Domain>
Example(s)	SOUR:DATA:TEL:PACK:PTP:FLAB 108 SOUR:DATA:TEL:PACK:PTP:FLAB? Returns: 108

:SOURce:DATA:TELecom:PACKetsync:PTP:FLABel?

Description	This query returns the PTP IPv6 Flow Label value. At *RST condition, this value is set to 0. Navigation Path: Setup > Test Configurator > 1588 PTP > PTP - Flow Label
Syntax	:SOURce:DATA:TELecom:PACKetsync:PTP:FLABel?
Response Syntax	<Flow Label>
Response(s)	**Flow Label**: The response data syntax for the first parameter is defined as a <NR1 NUMERIC RESPONSE DATA> element. Flow Label for IPv6 protocol
Example(s)	SOUR:DATA:TEL:PACK:PTP:FLAB 108 SOUR:DATA:TEL:PACK:PTP:FLAB? Returns: 108

:SOURce:DATA:TELecom:PACKetsync:PTP:GMADdress:IPVersion

Description	This command sets the Grand Master IPv6 address. Navigation Path: Setup > Test Configurator > 1588 PTP > PTP - GM IP Address
Syntax	:SOURce:DATA:TELecom:PACKetsync:PTP:GMADdress:IPVersion <wsp><IPAddress>
Parameter(s)	**IPAddress**: The program data syntax for the first parameter is defined as a <STRING PROGRAM DATA> element. IPv6 address to set
Response Syntax	<Flow Label>
Example(s)	SOUR:DATA:TEL:PACK:PTP:GMAD:IPV 2000:1000:0001:1190:2333:1999:0000:0001 SOUR:DATA:TEL:PACK:PTP:GMAD:IPV? Returns: 2000:1000:0001:1190:2333:1999:0000:0001

:SOURce:DATA:TELecom:PACKetsync:PTP:GMADdress:IPVersion?

Description	This query returns the Grand Master IPv6 address. Navigation Path: Setup > Test Configurator > 1588 PTP > PTP - GM IP Address
Syntax	:SOURce:DATA:TELecom:PACKetsync:PTP:GMADdress:IPVersion?
Response Syntax	<IPAddress>
Response(s)	**IPAddress**: The response data syntax for the first parameter is defined as a <STRING RESPONSE DATA> element. IPv6 address of the Grand Master
Example(s)	SOUR:DATA:TEL:PACK:PTP:GMAD:IPV 2000:1000:0001:1190:2333:1999:0000:0001 SOUR:DATA:TEL:PACK:PTP:GMAD:IPV? Returns: 2000:1000:0001:1190:2333:1999:0000:0001

:SOURce:DATA:TELecom:PACKetsync:PTP:GMIPaddress

Description

This command sets the Grand Master IPv4 address.

At *RST condition, this value is set Set by user

Navigation Path: Setup > Test Configurator > 1588 PTP > PTP - GM IP Address

Syntax

:SOURce:DATA:TELecom:PACKetsync:PTP:GMIPaddress <wsp><IPAddress>

Parameter(s)

IPAddress:

The program data syntax for the first parameter is defined as a <STRING PROGRAM DATA> element.

Sets the IP address of the Grand Master Clock.

Response Syntax

<IPAddress>

Example(s)

SOUR:DATA:TEL:PACK:PTP:GMIP 10.10.0.1

SOUR:DATA:TEL:PACK:PTP:GMIP?

Returns: 10.10.0.1

See Also

SOURce:DATA:TELecom:PACKetsync:PTP:IPTosds

:SOURce:DATA:TELecom:PACKetsync:PTP:GMIPaddress?

Description	This query returns the Grand Master IPv4 address. At *RST condition, this value is set Set by user. Navigation Path: Setup > Test Configurator > 1588 PTP > PTP - GM IP Address
Syntax	:SOURce:DATA:TELecom:PACKetsync:PTP:GMIPaddress?
Response Syntax	<IPAddress>
Response(s)	**IPAddress**: The response data syntax for the first parameter is defined as a <STRING RESPONSE DATA> element. Returns the Grand Master IP address.
Example(s)	SOUR:DATA:TEL:PACK:PTP:GMIP 10.10.0.1 SOUR:DATA:TEL:PACK:PTP:GMIP? Returns: 10.10.0.1
See Also	SOURce:DATA:TELecom:PACKetsync:PTP:IPTosds?

:SOURce:DATA:TELecom:PACKetsync:PTP:IPDV:THReshold

Description

The command sets the IPDV Threshold Parameter.

At *RST condition, this value is set 2 msec.

Navigation Path: Setup > Test Configurator > 1588 PTP > Alarm Timeout/Threshold - IPDV Threshold

Syntax

:SOURce:DATA:TELecom:PACKetsync:PTP:IPDV:THReshold <wsp><Threshold>

Parameter(s)

Threshold:

The program data syntax for the first parameter is defined as a <DECIMAL NUMERIC PROGRAM DATA> element.

Sets the IPDV Threshold Parameter which defines the inter packet delay variation threshold used to raise the Unusable message alarm.

Response Syntax

<IPAddress>

Example(s)

SOUR:DATA:TEL:PACK:PTP:IPDV:THR 5.0

SOUR:DATA:TEL:PACK:PTP:IPDV:THR?

Returns: 5.0

See Also

SOURce:DATA:TELecom:PACKetsync:PTP:RATE:SYNC

:SOURce:DATA:TELecom:PACKetsync:PTP:IPDV:THReshold?

Description

This query returns the IPDV Threshold Parameter.

At *RST condition, this value is set to 2 msec.

Navigation Path: Setup > Test Configurator > 1588 PTP > Alarm Timeout/Threshold - IPDV Threshold

Syntax

:SOURce:DATA:TELecom:PACKetsync:PTP:IPDV:THReshold?[<wsp><Threshold>]

Parameter(s)

Threshold:

The program data syntax for the first parameter is defined as a <DECIMAL NUMERIC PROGRAM DATA> element.

Returns IPDV Threshold.This parameter is optional. If no token is specified, the IPDV Threshold value is returned.

MAXimum: Biggest supported value

MINimum: Smallest supported value

Response Syntax

<Threshold>

Response(s)

Threshold:

The response data syntax for the first parameter is defined as a <NR2 NUMERIC RESPONSE DATA> element.

Returns the IPDV Threshold Parameter shall determine the threshold used to raise an Alarm related to Packet Delay Variation.

Example(s)

SOUR:DATA:TEL:PACK:PTP:IPDV:THR 5.0

SOUR:DATA:TEL:PACK:PTP:IPDV:THR?

Returns: 5.0

See Also

SOURce:DATA:TELecom:PACKetsync:PTP:RATE:SYNC?

:SOURce:DATA:TELecom:PACKetsync:PTP:IPTosds

Description

This command sets the PTP TOS/DS Value.

At *RST condition, this value is set 0x00

Navigation Path: Setup > Test Configurator > 1588 PTP > PTP - IP TOS/DS / Traffic Class (TOS/DS)

Syntax

:SOURce:DATA:TELecom:PACKetsync:PTP:IPTosds <wsp><TOSDOS>

Parameter(s)

TOSDOS:

The program data syntax for the first parameter is defined as a <NONDECIMAL NUMERIC PROGRAM DATA> element.

Selects the TOS/DS value.

Response Syntax

<Threshold>

Example(s)

SOUR:DATA:TEL:PACK:PTP:IPT #H1

SOUR:DATA:TEL:PACK:PTP:IPT?

Returns: 1

See Also

SOURce:DATA:TELecom:PACKetsync:TEST:TYPE

:SOURce:DATA:TELecom:PACKetsync:PTP:IPTosds?

Description
This query returns the PTP TOS/DS Value.
At *RST condition, this value is set to 0x00
Navigation Path: Setup > Test Configurator > 1588 PTP > PTP - IP TOS/DS

Syntax
:SOURce:DATA:TELecom:PACKetsync:PTP:IPTosds?

Response Syntax
<IpToSds>

Response(s)
IpToSds:
The response data syntax for the first parameter is defined as a <NR1 NUMERIC RESPONSE DATA> element.
returns the PTP IP TOS DS Value

Example(s)
SOUR:DATA:TEL:PACK:PTP:IPT #H1
SOUR:DATA:TEL:PACK:PTP:IPT?
Returns: 1

See Also
SOURce:DATA:TELecom:PACKetsync:TEST:TYPE?

:SOURce:DATA:TELecom:PACKetsync:PTP:MMAC

Description

This command sets the G-8275.1 Multicast MAC address.

At *RST condition, this value is set to 00:00:00:00:00:00.

Navigation Path: Setup > Test Configurator > 1588 PTP > PTP - Multicast MAC

Syntax

:SOURce:DATA:TELecom:PACKetsync:PTP:MMAC <wsp><MAC address>

Parameter(s)

MAC address:

The program data syntax for the first parameter is defined as a <STRING PROGRAM DATA> element.

Sets the MAC address.

Response Syntax

<IpToSds>

Example(s)

SOUR:DATA:TEL:PACK:PTP:MMAC 01:1B:19:00:00:00

SOUR:DATA:TEL:PACK:PTP:MMAC?

Returns: 01:1B:19:00:00:00

See Also

SOURce:DATA:TELecom:PACKetsync:UDMA:ADDRess

:SOURce:DATA:TELecom:PACKetsync:PTP:MMAC?

Description	This query returns the G-8275.1 Multicast MAC address. At *RST condition, this value is set to 00:00:00:00:00:00. Navigation Path: Setup > Test Configurator > 1588 PTP > PTP - Multicast MAC
Syntax	:SOURce:DATA:TELecom:PACKetsync:PTP:MMAC?
Response Syntax	<MAC address>
Response(s)	**MAC address**: The response data syntax for the first parameter is defined as a <STRING RESPONSE DATA> element. Returns the MAC address.
Example(s)	SOUR:DATA:TEL:PACK:PTP:MMAC 01:1B:19:00:00:00 SOUR:DATA:TEL:PACK:PTP:MMAC? Returns: 01:1B:19:00:00:00
See Also	SOURce:DATA:TELecom:PACKetsync:UDMA:ADDRess?

:SOURce:DATA:TELecom:PACKetsync:PTP:PROFile

Description

This command sets the the PTP Profile.

At *RST condition, this value is set to ITU G.8265.1.

Navigation Path: Setup > Test Configurator > 1588 PTP > PTP - Profile

Syntax

:SOURce:DATA:TELecom:PACKetsync:PTP:PROFile <wsp><Profile>

Parameter(s)

Profile:

The program data syntax for the first parameter is defined as a <CHARACTER PROGRAM DATA> element.

Sets the PTP Profile.

PTPTG82651: G.8265.1

PTPTG82751: G.8275.1

Response Syntax

<MAC address>

Example(s)

SOUR:DATA:TEL:PACK:PTP:PROF PTPTG82751

SOUR:DATA:TEL:PACK:PTP:PROF?

Return: PTPTG82751

:SOURce:DATA:TELecom:PACKetsync:PTP:PROFile?

Description	This query returns the PTP Profile. At *RST condition, this value is set to ITU G.8265.1. Navigation Path: Setup > Test Configurator > 1588 PTP > PTP - Profile
Syntax	:SOURce:DATA:TELecom:PACKetsync:PTP:PROFile?
Response Syntax	<Profile>
Response(s)	**Profile**: The response data syntax for the first parameter is defined as a <CHARACTER RESPONSE DATA> element. Returns the PTP Profile Telecom G.8265.1/G.8275.1. PTPTG82651: G.8265.1 PTPTG82751: G.8275.1
Example(s)	SOUR:DATA:TEL:PACK:PTP:PROF PTPTG82751 SOUR:DATA:TEL:PACK:PTP:PROF? Return: PTPTG82751

:SOURce:DATA:TELecom:PACKetsync:PTP:QL:EXPected

Description

This command configure an Expected Quality Level value.

At *RST condition, this value is set to QL-PRS.

Navigation Path: Setup > Test Configurator > 1588 PTP > Quality Level - Expected QL

Syntax

:SOURce:DATA:TELecom:PACKetsync:PTP:QL:EXPected <wsp><Quality Level>

Parameter(s)

Quality Level:

The program data syntax for the first parameter is defined as a <CHARACTER PROGRAM DATA> element.

Configure an Expected Quality Level value.

QLPRS: QL-PRS (default) 80 Primary Reference Source Traceable (G.811)

QLSTUUNK: QL-STU/UNK 82 Synchronized

QLPRC: QL-PRC 84 Primary Reference Clock Traceable (G.811)

QLST2: QL-ST2 86 Traceable to Stratum 2 (G.812 Type II)

QLINV3: QL-INV3 88 Quality Level Invalid 3

QLSSUATNC: QL-SSU-A/TNC 90 Type I or V slave clock (G.812)

Traceable to Transit Node Clock (G.812 Type V)

QLINV5: QL-INV5 92 Quality Level Invalid 5

QLINV6: QL-INV6 94 Quality Level Invalid 6

QLSSUB: QL-SSU-B 96 Type VI slave clock (G.812)

QLINV9: QL-INV9 98 Quality Level Invalid 9

QLST3E: QL-ST3E 100 Traceable to Stratum 3E (G.812 Type III)

QLEEC2ST3: QL-EEC2/ST3 102 Ethernet Traceable to Stratum 3 (G.812 Type IV)

QLEEC1SEC: QL-EEC1/SEC 104 Ethernet Synchronous Equipment Clock (G.813 or G.8262, Option 1)

QLSMC: QL-SMC 106 Traceable to SONET Minimum Clock (G.813 or G.8262, Option 2)

QLPROV: QL-PROV 108 Provisionable by the Network Operator (PNO)

QLDNUDUS: QL-DNU/DUS 110 Do Not Use

Do Not Use for Synchronization

QLPRCPRS6: QL-PRC/PRS PRS traceable (Recommendation G.811).

QLSSUAST2: QL-SSU-A/ST2 Traceable to Stratum 2 (Recommendation G.812, Type II).

QLSSUBST3E: QL-SSU-B/ST3E Traceable to Stratum 3E (Recommendation G.812, Type III).

:SOURce:DATA:TELecom:PACKetsync:PTP:QL:EXPected

Response Syntax	<Profile>
Example(s)	SOUR:DATA:TEL:PACK:PTP:QL:EXP QLPRS SOUR:DATA:TEL:PACK:PTP:QL:EXP? Returns: QLPRS
See Also	SOURce:DATA:TELecom:PACKetsync:PTP:VERDict:ENABled?

:SOURce:DATA:TELecom:PACKetsync:PTP:QL:EXPected?

Description	This query returns the Expected Quality Level value. At *RST condition, this value is set to QL-PRS. Navigation Path: Setup > Test Configurator > 1588 PTP > Quality Level - Expected QL
Syntax	:SOURce:DATA:TELecom:PACKetsync:PTP:QL:EXPected?
Response Syntax	<Quality Level>

:SOURce:DATA:TELecom:PACKetsync:PTP:QL:EXPected?

Response(s)

Quality Level:

The response data syntax for the first parameter is defined as a <CHARACTER RESPONSE DATA> element.

Returns the Expected Quality Level value.

QL-PRS, returns QL-PRS as Quality Level

QL-STU/UNK, returns QL-STU/UNK as Quality Level

QL-PRC, returns QL-PRC as Quality Level

QL-ST2, returns QL-ST2 as Quality Level

QL-INV3, returns QL-INV3 as Quality Level

QL-SSU-A/TNC 90, returns QL-SSU-A/TNC as Quality Level

QL-INV5, returns QL-INV5 as Quality Level

QL-INV6, returns QL-INV6 as Quality Level

QL-SSU-B, returns QL-SSU-B as Quality Level

QL-INV9, returns QL-INV9 as Quality Level

QL-ST3E, returns QL-ST3E as Quality Level

QL-EEC2/ST3, returns QL-EEC2/ST3 as Quality Level

QL-EEC1/SEC, returns QL-EEC1/SEC as Quality Level

QL-SMC 106, returns QL-SMC 106 as Quality Level

QL-PROV 108, returns QL-PROV 108 as Quality Level

QL-DNU/DUS, returns QL-DNU/DUS as Quality Level

QLPRCPRS6, returns QL-PRC/PRS as Quality Level

QLSSUAST2, returns QL-SSU-A/ST2 as Quality Level

QLSSUBST3E, returns QL-SSU-B/ST3E as Quality Level

Example(s)

SOUR:DATA:TEL:PACK:PTP:QL:EXP QLPRS

SOUR:DATA:TEL:PACK:PTP:QL:EXP?

Returns: QLPRS

See Also

SOURce:DATA:TELecom:PACKetsync:PTP:RATE:DELay:REQuest

:SOURce:DATA:TELecom:PACKetsync:PTP:QL:MISMatch:ENABled

Description

This command enables/disables the QL mismatch monitoring.

At *RST condition, this value is set to ON.

Navigation Path: Setup > Test Configurator > 1588 PTP > Quality Level - QL Mismatch monitoring

Syntax

:SOURce:DATA:TELecom:PACKetsync:PTP:QL:MISMatch:ENABled <wsp><Status>

Parameter(s)

Status:

The program data syntax for the first parameter is defined as a <BOOLEAN PROGRAM DATA> element.

Enables/disables:

ON: Enables

OFF: Disables

Response Syntax

<Quality Level>

Example(s)

SOUR:DATA:TEL:PACK:PTP:QL:MISM:ENAB ON

SOUR:DATA:TEL:PACK:PTP:QL:MISM:ENAB?

Returns: 1

See Also

SOURce:DATA:TELecom:PACKetsync:PTP:RATE:DELay:REQuest

:SOURce:DATA:TELecom:PACKetsync:PTP:QL:MISMatch:ENABled?

Description	This query returns the QL Mismatch Monitoring Enable parameter. At *RST condition, this value is set to ON. Navigation Path: Setup > Test Configurator > 1588 PTP > Quality Level - QL Mismatch monitoring
Syntax	:SOURce:DATA:TELecom:PACKetsync:PTP:QL:MISMatch:ENABled?
Response Syntax	<Status>
Response(s)	**Status**: The response data syntax for the first parameter is defined as a <BOOLEAN RESPONSE DATA> element. Returns the enable/disable status: 1: Enabled 0: Disabled
Example(s)	SOUR:DATA:TEL:PACK:PTP:QL:MISM:ENAB ON SOUR:DATA:TEL:PACK:PTP:QL:MISM:ENAB? Returns: 1
See Also	SOURce:DATA:TELecom:PACKetsync:PTP:RATE:DELay:REQuest?

:SOURce:DATA:TELecom:PACKetsync:PTP:RATE:ANNounce

Description

This command sets the Announce Rate parameter.

At *RST condition, this value is set 1 message/2s (default).

Navigation Path: Setup > Test Configurator > 1588 PTP > PTP - Message Rate - Announce

Syntax

:SOURce:DATA:TELecom:PACKetsync:PTP:RATE:ANNounce <wsp><Rate>

Parameter(s)

Rate:

The program data syntax for the first parameter is defined as a <CHARACTER PROGRAM DATA> element.

Sets the Announce Rate parameter.

RATE1PER16SEC: 1 msg/16s

RATE1PER8SEC: 1 msg/8s

RATE1PER4SEC: 1 msg/4s

RATE1PER2SEC: 1 msg/2s

RATE1PERSEC: 1 msg/s

RATE2PERSEC: 2 msg/s

RATE4PERSEC: 4 msg/s

RATE8PERSEC: 8 msg/s

Response Syntax

<Status>

Example(s)

SOUR:DATA:TEL:PACK:PTP:RATE:ANN RATE1PER2SEC

SOUR:DATA:TEL:PACK:PTP:RATE:ANN?

Returns: RATE1PER2SEC

See Also

SOURce:DATA:TELecom:PACKetsync:PTP:RECeipt:TIMeout

:SOURce:DATA:TELecom:PACKetsync:PTP:RATE:ANNounce?

Description

This query returns the Announce Rate parameter.

At *RST condition, this value is set to 1 message/2s

Navigation Path: Setup > Test Configurator > 1588 PTP > PTP - Message Rate - Announce

Syntax

:SOURce:DATA:TELecom:PACKetsync:PTP:RATE:ANNounce?

Response Syntax

<Rate>

Response(s)

Rate:

The response data syntax for the first parameter is defined as a <CHARACTER RESPONSE DATA> element.

Returns the Announce Rate parameter.

RATE1PER16SEC: 1 msg/16s

RATE1PER8SEC: 1 msg/8s

RATE1PER4SEC: 1 msg/4s

RATE1PER2SEC: 1 msg/2s

RATE1PERSEC: 1 msg/s

RATE2PERSEC: 2 msg/s

RATE4PERSEC: 4 msg/s

RATE8PERSEC: 8 msg/s

Example(s)

SOUR:DATA:TEL:PACK:PTP:RATE:ANN RATE1PER2SEC

SOUR:DATA:TEL:PACK:PTP:RATE:ANN?

Returns: RATE1PER2SEC

See Also

SOURce:DATA:TELecom:PACKetsync:PTP:RECeipt:TIMeout?

:SOURce:DATA:TELecom:PACKetsync:PTP:RATE:DELay:REQuest

Description

This command sets the Delay Request Rate parameter.

At *RST condition, this value is set 32 message/s.

Navigation Path: Setup > Test Configurator > 1588 PTP > PTP - Message Rate - Delay-Request

Syntax

:SOURce:DATA:TELecom:PACKetsync:PTP:RATE:DELay:REQuest <wsp><Rate>

Parameter(s)

Rate:

The program data syntax for the first parameter is defined as a <CHARACTER PROGRAM DATA> element.

Sets the Delay Request Rate parameter.

RATE1PER16SEC: 1 msg/16s

RATE1PER8SEC: 1 msg/8s

RATE1PER4SEC: 1 msg/4s

RATE1PER2SEC: 1 msg/2s

RATE1PERSEC: 1 msg/s

RATE2PERSEC: 2 msg/s

RATE4PERSEC: 4 msg/s

RATE8PERSEC: 8 msg/s

RATE16PERSEC: 16 msg/s

RATE32PERSEC: 32 msg/s

RATE64PERSEC: 64 msg/s

RATE128PERSEC: 128 msg/s

Response Syntax

<Rate>

Example(s)

SOUR:DATA:TEL:PACK:PTP:RATE:DEL:REQ RATE1PERSEC

SOUR:DATA:TEL:PACK:PTP:RATE:DEL:REQ?

Returns: RATE1PERSEC

See Also

SOURce:DATA:TELecom:PACKetsync:PTP:QL:MISMatch:ENABled

:SOURce:DATA:TELecom:PACKetsync:PTP:RATE:DELay:REQuest?

Description

This query returns the Delay Request Rate parameter.

At *RST condition, this value is set to 32 message/s

Navigation Path: Setup > Test Configurator > 1588 PTP > PTP - Message Rate - Delay-Request

Syntax

:SOURce:DATA:TELecom:PACKetsync:PTP:RATE:DELay:REQuest?

Response Syntax

<Rate>

Response(s)

Rate:

The response data syntax for the first parameter is defined as a <CHARACTER RESPONSE DATA> element.

Returns the Sync Rate parameter.

RATE1PER16SEC: 1 msg/16s

RATE1PER8SEC: 1 msg/8s

RATE1PER4SEC: 1 msg/4s

RATE1PER2SEC: 1 msg/2s

RATE1PERSEC: 1 msg/s

RATE2PERSEC: 2 msg/s

RATE4PERSEC: 4 msg/s

RATE8PERSEC: 8 msg/s

RATE16PERSEC: 16 msg/s

RATE32PERSEC: 32 msg/s

RATE64PERSEC: 64 msg/s

RATE128PERSEC: 128 msg/s

Example(s)

SOUR:DATA:TEL:PACK:PTP:RATE:DEL:REQ RATE1PERSEC

SOUR:DATA:TEL:PACK:PTP:RATE:DEL:REQ?

Returns: RATE1PERSEC

See Also

SOURce:DATA:TELecom:PACKetsync:PTP:QL:MISMatch:ENABled?

:SOURce:DATA:TELecom:PACKetsync:PTP:RATE:SYNC

Description

This command sets the Sync Rate parameter.

At *RST condition, this value is set 32 message/s.

Navigation Path: Setup > Test Configurator > 1588 PTP > PTP - Message Rate - Sync

Syntax

:SOURce:DATA:TELecom:PACKetsync:PTP:RATE:SYNC <wsp><Rate>

Parameter(s)

Rate:

The program data syntax for the first parameter is defined as a <CHARACTER PROGRAM DATA> element.

Sets the Sync Rate parameter.

RATE1PER16SEC: 1 msg/16s

RATE1PER8SEC: 1 msg/8s

RATE1PER4SEC: 1 msg/4s

RATE1PER2SEC: 1 msg/2s

RATE1PERSEC: 1 msg/s

RATE2PERSEC: 2 msg/s

RATE4PERSEC: 4 msg/s

RATE8PERSEC: 8 msg/s

RATE16PERSEC: 16 msg/s

RATE32PERSEC: 32 msg/s

RATE64PERSEC: 64 msg/s

RATE128PERSEC: 128 msg/s

Response Syntax

<Rate>

Example(s)

SOUR:DATA:TEL:PACK:PTP:RATE:SYNC RATE32PERSEC

SOUR:DATA:TEL:PACK:PTP:RATE:SYNC?

Returns: RATE32PERSEC

See Also

SOURce:DATA:TELecom:PACKetsync:PTP:IPDV:THReshold

:SOURce:DATA:TELecom:PACKetsync:PTP:RATE:SYNC?

Description

This query returns the Sync Rate parameter.

At *RST condition, this value is set to 32 message/s

Navigation Path: Setup > Test Configurator > 1588 PTP > PTP - Message Rate - Sync

Syntax

:SOURce:DATA:TELecom:PACKetsync:PTP:RATE:SYNC?

Response Syntax

<Rate>

Response(s)

Rate:

The response data syntax for the first parameter is defined as a <CHARACTER RESPONSE DATA> element.

Returns the Sync Rate parameter.

RATE1PER16SEC: 1 msg/16s

RATE1PER8SEC: 1 msg/8s

RATE1PER4SEC: 1 msg/4s

RATE1PER2SEC: 1 msg/2s

RATE1PERSEC: 1 msg/s

RATE2PERSEC: 2 msg/s

RATE4PERSEC: 4 msg/s

RATE8PERSEC: 8 msg/s

RATE16PERSEC: 16 msg/s

RATE32PERSEC: 32 msg/s

RATE64PERSEC: 64 msg/s

RATE128PERSEC: 128 msg/s

Example(s)

SOUR:DATA:TEL:PACK:PTP:RATE:SYNC RATE32PERSEC

SOUR:DATA:TEL:PACK:PTP:RATE:SYNC?

Returns: RATE32PERSEC

See Also

SOURce:DATA:TELecom:PACKetsync:PTP:IPDV:THReshold?

:SOURce:DATA:TELecom:PACKetsync:PTP:RECeipt:TIMeout

Description

This command sets the Receipt Timeout Parameter.

At *RST condition, this value is set 3.

Navigation Path: Setup > Test Configurator > 1588 PTP > Alarm Timeout/Threshold - Receipt Timeout

Syntax

:SOURce:DATA:TELecom:PACKetsync:PTP:RECeipt:TIMeout <wsp><Timeout>

Parameter(s)

Timeout:

The program data syntax for the first parameter is defined as a <DECIMAL NUMERIC PROGRAM DATA> element.

Sets the Receipt Timeout.

MAXimum, sets Receipt Timeout to its Maximum value.

MINimum, sets Receipt Timeout to its Minimum value.

Response Syntax

<Rate>

Example(s)

SOUR:DATA:TEL:PACK:PTP:REC:TIM 5

SOUR:DATA:TEL:PACK:PTP:REC:TIM?

Returns: 5

See Also

SOURce:DATA:TELecom:PACKetsync:PTP:RATE:ANNounce

:SOURce:DATA:TELecom:PACKetsync:PTP:RECeipt:TIMeout?

Description

This query returns the Receipt Timeout Parameter.

At *RST condition, this value is set to 3.

Navigation Path: Setup > Test Configurator > 1588 PTP > Alarm Timeout/Threshold - Receipt Timeout

Syntax

:SOURce:DATA:TELecom:PACKetsync:PTP:RECeipt:TIMeout?[<wsp><Value>]

Parameter(s)

Value:

The program data syntax for the first parameter is defined as a <CHARACTER PROGRAM DATA> element.

Returns Receipt Timeout.This parameter is optional. If no token is specified, the Receipt time out value is returned.

MAXimum: Biggest supported value

MINimum: Smallest supported value

Response Syntax

<Timeout>

Response(s)

Timeout:

The response data syntax for the first parameter is defined as a <NR1 NUMERIC RESPONSE DATA> element.

Returns the Receipt Timeout Parameter shall determine the threshold point for raising Alarms related to loss of PTP messages

Example(s)

SOUR:DATA:TEL:PACK:PTP:REC:TIM 5

SOUR:DATA:TEL:PACK:PTP:REC:TIM?

Returns: 5

See Also

SOURce:DATA:TELecom:PACKetsync:PTP:RATE:ANNounce?

:SOURce:DATA:TELecom:PACKetsync:PTP:UDMAc:ADDRess

Description

This command sets the G-8275.1 User Defined MAC address.

At *RST condition, this value is set to 00:00:00:00:00:00.

Navigation Path: Setup > Test Configurator > 1588 PTP > PTP - Multicast MAC (User Defined address)

Syntax

:SOURce:DATA:TELecom:PACKetsync:PTP:UDMAc:ADDRess <wsp><MAC address>

Parameter(s)

MAC address:

The program data syntax for the first parameter is defined as a <STRING PROGRAM DATA> element.

Sets the MAC address.

Response Syntax

<Timeout>

Example(s)

SOUR:DATA:TEL:PACK:PTP:UDMA:ADDR 01:02:03:04:05:06

SOUR:DATA:TEL:ETH:NETW:MAC:ADDR?

Returns: 00:00:00:00:00:00

See Also

SOURce:DATA:TELecom:PACKetsync:MMAC

:SOURce:DATA:TELecom:PACKetsync:PTP:UDMAc:ADDRess?

Description	This query returns the G-8275.1 User Defined MAC address. At *RST condition, this value is set to 00:00:00:00:00:00. Navigation Path: Setup > Test Configurator > 1588 PTP > PTP - Multicast MAC (User Defined address)
Syntax	:SOURce:DATA:TELecom:PACKetsync:PTP:UDMAc:ADDRess?
Response Syntax	<MAC address>
Response(s)	**MAC address**: The response data syntax for the first parameter is defined as a <STRING RESPONSE DATA> element. Returns the MAC address.
Example(s)	SOUR:DATA:TEL:PACK:PTP:UDMA:ADDR? Returns: 00:00:00:00:00:00
See Also	SOURce:DATA:TELecom:PACKetsync:MMAC?

:SOURce:DATA:TELecom:PACKetsync:PTP:UDMAc:STATus

Description

This command enables/disable User Defined MAC Address.

At *RST condition, this value is set Enable OFF.

Navigation Path: Setup > Test Configurator > 1588 PTP > PTP - Multicast MAC (User Defined enable)

Syntax

:SOURce:DATA:TELecom:PACKetsync:PTP:UDMAc:STATus <wsp><Status>

Parameter(s)

Status:

The program data syntax for the first parameter is defined as a <BOOLEAN PROGRAM DATA> element.

Enables/disables:

ON: Enables

OFF: Disables

Response Syntax

<MAC address>

Example(s)

SOUR:DATA:TEL:PACK:PTP:UDMA:STAT ON

SOUR:DATA:TEL:PACK:PTP:DEL:ENAB?

Returns: 1

See Also

SOURce:DATA:TELecom:PACKetsync:UDMA:ADDRess

:SOURce:DATA:TELecom:PACKetsync:PTP:UDMAc:STATus?

Description

This query returns the status of the User Defined MAC Address.

At *RST condition, this value is set to OFF.

Navigation Path: Setup > Test Configurator > 1588 PTP > PTP - Multicast MAC (User Defined enable)

Syntax

:SOURce:DATA:TELecom:PACKetsync:PTP:UDMAc:STATus?

Response Syntax

<Set>

Response(s)

Set:

The response data syntax for the first parameter is defined as a <BOOLEAN RESPONSE DATA> element.

This query returns the status of the User Defined MAC Address.

1, Grand Master Connection process is enabled.

0, Grand Master Connection process is disabled.

Example(s)

SOUR:DATA:TEL:PACK:PTP:UDMA:STAT?

SOUR:DATA:TEL:PACK:PTP:CONN:ENAB?

Returns: 1

See Also

SOURce:DATA:TELecom:PACKetsync:UDMA:ADDRess?

:SOURce:DATA:TELecom:PACKetsync:PTP:VERDict:ENABled

Description

This command Set the PTP Pass/Fail Verdict.

At *RST condition, this value is set to ON.

Navigation Path: Setup > Test Configurator > 1588 PTP > Pass/Fail Verdict

Syntax

:SOURce:DATA:TELecom:PACKetsync:PTP:VERDict:ENABled <wsp><Status>

Parameter(s)

Status:

The program data syntax for the first parameter is defined as a <BOOLEAN PROGRAM DATA> element.

Enables/disables:

ON: Enables

OFF: Disables

Response Syntax

<Set>

Example(s)

SOUR:DATA:TEL:PACK:PTP:VERD:ENAB ON

SOUR:DATA:TEL:PACK:PTP:VERD:ENAB?

Returns: 1

See Also

SOURce:DATA:TELecom:PACKetsync:PTP:RATE:SYNC

:SOURce:DATA:TELecom:PACKetsync:PTP:VERDict:ENABled?

Description	This query returns the Global Pass/Fail Verdict. At *RST condition, this value is set to ON. Navigation Path: Setup > Test Configurator > 1588 PTP > Pass/Fail Verdict
Syntax	:SOURce:DATA:TELecom:PACKetsync:PTP:VERDict:ENABled?
Response Syntax	<Status>
Response(s)	**Status**: The response data syntax for the first parameter is defined as a <BOOLEAN RESPONSE DATA> element. Returns the enable/disable status: 1: Enabled 0: Disabled
Example(s)	SOUR:DATA:TEL:PACK:PTP:VERD:ENAB ON SOUR:DATA:TEL:PACK:PTP:VERD:ENAB? Returns: 1
See Also	SOURce:DATA:TELecom:PACKetsync:PTP:CONNect:ENABled

Grand Master Information

:FETCh:DATA:TELecom:PACKetsync:PTP:GMINfo:CLOCk:ACCUracy?

Description

This query returns Grand Master Information Clock Accuracy Desciption and Code.

Navigation Path: Setup > 1588 PTP > GM Info > Clock Accuracy

Navigation Path: Results > Summary > GM Info > Clock Accuracy

Syntax

:FETCh:DATA:TELecom:PACKetsync:PTP:GMINfo:CLOCk:ACCUracy? <wsp><Type>

Parameter(s)

Type:

The program data syntax for the first parameter is defined as a <CHARACTER PROGRAM DATA> element.

Selects the Grand Master Information Clock Accuracy.

DESCription

CODE

Response Syntax

<Accuracy>

Response(s)

Accuracy:

The response data syntax for the first parameter is defined as a <STRING RESPONSE DATA> element.

Returns Grand Master Information Clock Accuracy Desc and Code

Example(s)

FETCh:DATA:TELecom:PACKetsync:PTP:GMINfo:CLOCk:ACCuracy? Desc

See Also

FETCh:DATA:TELecom:PACKetsync:PTP:RX:TOTal:COUNt?

:FETCh:DATA:TELecom:PACKetsync:PTP:GMINfo:CLOCk:CLASs?

Description	This query returns Grand Master Information Clock Class Desciption and Code. Navigation Path: Setup > 1588 PTP > GM Info > Clock Class Navigation Path: Results > Summary > GM Info > Clock Class
Syntax	:FETCh:DATA:TELecom:PACKetsync:PTP:GMINfo:CLOCk:CLASs? <wsp><Type>
Parameter(s)	**Type**: The program data syntax for the first parameter is defined as a <CHARACTER PROGRAM DATA> element. Selects the Grand Master Information Clock Class. DESCription CODE
Response Syntax	<Class>
Response(s)	**Class**: The response data syntax for the first parameter is defined as a <STRING RESPONSE DATA> element. Returns Grand Master Information Clock Class Desc and Code
Example(s)	FETCh:DATA:TELecom:PACKetsync:PTP:GMINfo:CLOCk:CLASs? Desc
See Also	FETCh:DATA:TELecom:PACKetsync:PTP:RX:TOTal:COUNt?

:FETCh:DATA:TELecom:PACKetsync:PTP:GMINfo:CLOCk:MODE?

Description

This query returns Grand Master Information Clock Mode Description.

Navigation Path: Setup > 1588 PTP > GM Info > Clock Mode

Navigation Path: Results > Summary > GM Info > Clock Mode

Syntax

:FETCh:DATA:TELecom:PACKetsync:PTP:GMINfo:CLOCk:MODE? <wsp><Type>

Parameter(s)

Type:

The program data syntax for the first parameter is defined as a <CHARACTER PROGRAM DATA> element.

Selects the Grand Master Information Clock mode.

DESCription

Response Syntax

<Mode>

Response(s)

Mode:

The response data syntax for the first parameter is defined as a <CHARACTER RESPONSE DATA> element.

Returns Grand Master Information Clock Mode Desc and Code.

Example(s)

FETC:DATA:TEL:PACK:PTP:GMIN:CLOC:MODE? DESC

See Also

FETCh:DATA:TELecom:PACKetsync:PTP:RX:ANNounce:GRANt:RATE?

:FETCh:DATA:TELecom:PACKetsync:PTP:GMINfo:IDENtity?

Description

This query returns Grand Master Information Identity Code.

Navigation Path: Setup > 1588 PTP > GM Info > Identity

Navigation Path: Results > Summary > GM Info > Identity

Syntax

:FETCh:DATA:TELecom:PACKetsync:PTP:GMINfo:IDENtity? <wsp><Type>

Parameter(s)

Type:

The program data syntax for the first parameter is defined as a <CHARACTER PROGRAM DATA> element.

Selects the Grand Master Information Clock identity.

CODE

Response Syntax

<Identity>

Response(s)

Identity:

The response data syntax for the first parameter is defined as a <STRING RESPONSE DATA> element.

Returns Grand Master Information Identity Desc and Code.

Example(s)

FETCh:DATA:TELecom:PACKetsync:PTP:GMINfo:IDENtity? CODE

See Also

FETCh:DATA:TELecom:PACKetsync:PTP:RX:ANNounce:GRANt:RATE?

:FETCh:DATA:TELecom:PACKetsync:PTP:GMINfo:LMIAnnounce?

Description	This query returns Grand Master Information Log Message Interval for Announce Desciption and Code. Navigation Path: Setup > 1588 PTP > GM Info > Log Message Interval (Announce) Navigation Path: Results > Summary > GM Info > Log Message Interval (Announce)
Syntax	:FETCh:DATA:TELecom:PACKetsync:PTP:GMINfo:LMIAnnounce? <wsp><Type>
Parameter(s)	**Type**: The program data syntax for the first parameter is defined as a <CHARACTER PROGRAM DATA> element. Selects the Grand Master Information Log Message Interval For Announce . DESCription CODE
Response Syntax	<Log Message Interval For Announce>
Response(s)	**Log Message Interval For Announce**: The response data syntax for the first parameter is defined as a <STRING RESPONSE DATA> element. Returns Grand Master Information Log Message Interval For Announce Desc and Code
Example(s)	FETC:DATA:TEL:PACK:PTP:GMIN:LMIA? Desc
See Also	FETCh:DATA:TELecom:PACKetsync:PTP:RX:TOTal:COUNt?

:FETCh:DATA:TELecom:PACKetsync:PTP:GMINfo:LMISync?

Description

This query returns Grand Master Information Log Message Interval for Sync Description and Code.

Navigation Path: Setup > 1588 PTP > GM Info > Log Message Interval (Sync)

Navigation Path: Results > Summary > GM Info > Log Message Interval (Sync)

Syntax

:FETCh:DATA:TELecom:PACKetsync:PTP:GMINfo:LMISync? <wsp><Type>

Parameter(s)

Type:

The program data syntax for the first parameter is defined as a <CHARACTER PROGRAM DATA> element.

Selects the Grand Master Information Log Message Interval For Sync.

DESCription

CODE

Response Syntax

<Log Message Interval For Sync>

Response(s)

Log Message Interval For Sync:

The response data syntax for the first parameter is defined as a <STRING RESPONSE DATA> element.

Returns Grand Master Information Log Message Interval For Sync Desc and Code

Example(s)

FETC:DATA:TEL:PACK:PTP:GMIN:LMIS? Desc

See Also

FETCh:DATA:TELecom:PACKetsync:PTP:RX:TOTal:COUNt?

:FETCh:DATA:TELecom:PACKetsync:PTP:GMINfo:PIDEntity?

Description

This query returns Grand Master Information Port Identity Code.

Navigation Path: Setup > 1588 PTP > GM Info > Port Identity

Navigation Path: Results > Summary > GM Info > Port Identity

Syntax

:FETCh:DATA:TELecom:PACKetsync:PTP:GMINfo:PIDEntity? <wsp><Type>

Parameter(s)

Type:

The program data syntax for the first parameter is defined as a <CHARACTER PROGRAM DATA> element.

Selects the Grand Master Information Clock Port identity.

CODE

Response Syntax

<Port Identity>

Response(s)

Port Identity:

The response data syntax for the first parameter is defined as a <STRING RESPONSE DATA> element.

Returns Grand Master Information Port Identity Desc and Code.

Example(s)

FETC:DATA:TEL:PACK:PTP:GMIN:PIDEntity? code

See Also

FETCh:DATA:TELecom:PACKetsync:PTP:RX:ANNounce:GRANt:RATE?

:FETCh:DATA:TELecom:PACKetsync:PTP:GMINfo:PRIOrity:ONE?

Description	This query returns Grand Master Information Priority 1 Code. Navigation Path: Setup > 1588 PTP > GM Info > Priority 1 Navigation Path: Results > Summary > GM Info > Priority 1
Syntax	:FETCh:DATA:TELecom:PACKetsync:PTP:GMINfo:PRIOrity:ONE? <wsp><Type>
Parameter(s)	**Type**: The program data syntax for the first parameter is defined as a <CHARACTER PROGRAM DATA> element. Selects the Grand Master Information Priority 1. CODE
Response Syntax	<Priority 1>
Response(s)	**Priority 1**: The response data syntax for the first parameter is defined as a <STRING RESPONSE DATA> element. Returns Grand Master Information Priority 1 Desc and Code.
Example(s)	FETC:DATA:TEL:PACK:PTP:GMIN:PRIO:ONE? CODE
See Also	FETCh:DATA:TELecom:PACKetsync:PTP:RX:ANNounce:GRANt:RATE?

:FETCh:DATA:TELecom:PACKetsync:PTP:GMINfo:PRIOrity:TWO?

Description

This query returns Grand Master Information Priority 2 Code.

Navigation Path: Setup > 1588 PTP > GM Info > Priority 2

Navigation Path: Results > Summary > GM Info > Priority 2

Syntax

:FETCh:DATA:TELecom:PACKetsync:PTP:GMINfo:PRIOrity:TWO? <wsp><Type>

Parameter(s)

Type:

The program data syntax for the first parameter is defined as a <CHARACTER PROGRAM DATA> element.

Selects the Grand Master Information Priority 2.

CODE

Response Syntax

<Priority 2>

Response(s)

Priority 2:

The response data syntax for the first parameter is defined as a <STRING RESPONSE DATA> element.

Returns Grand Master Information Priority 2 Desc and Code.

Example(s)

FETC:DATA:TEL:PACK:PTP:GMIN:PRIO:TWO? CODE

See Also

FETCh:DATA:TELecom:PACKetsync:PTP:RX:ANNounce:GRANt:RATE?

:FETCh:DATA:TELecom:PACKetsync:PTP:GMINfo:SREMoved?

Description

This query returns Grand Master Information Steps Removed Code.

Navigation Path: Setup > 1588 PTP > GM Info > Step Removed

Navigation Path: Results > Summary > GM Info > Step Removed

Syntax

:FETCh:DATA:TELecom:PACKetsync:PTP:GMINfo:SREMoved? <wsp><Type>

Parameter(s)

Type:

The program data syntax for the first parameter is defined as a <CHARACTER PROGRAM DATA> element.

Selects the Grand Master Information Steps Removed.

CODE

Response Syntax

<Steps Removed>

Response(s)

Steps Removed:

The response data syntax for the first parameter is defined as a <STRING RESPONSE DATA> element.

Returns Grand Master Information Steps Removed Desc and Code.

Example(s)

FETC:DATA:TEL:PACK:PTP:GMIN:SREM? CODE

See Also

FETCh:DATA:TELecom:PACKetsync:PTP:RX:ANNounce:GRANt:RATE?

:FETCh:DATA:TELecom:PACKetsync:PTP:GMINfo:TSOUrce?

Description

This query returns Grand Master Information Time Source Description and Code.

Navigation Path: Setup > 1588 PTP > GM Info > Time Source

Navigation Path: Results > Summary > GM Info > Time Source

Syntax

:FETCh:DATA:TELecom:PACKetsync:PTP:GMINfo:TSOUrce? <wsp><Type>

Parameter(s)

Type:

The program data syntax for the first parameter is defined as a <CHARACTER PROGRAM DATA> element.

Selects the Grand Master Information Time Source.

DESCription

CODE

Response Syntax

<Time Source>

Response(s)

Time Source:

The response data syntax for the first parameter is defined as a <STRING RESPONSE DATA> element.

Returns Grand Master Information Time Source Desc and Code.

Example(s)

FETCh:DATA:TELecom:PACKetsync:PTP:GMINfo:TSOU? Code

See Also

FETCh:DATA:TELecom:PACKetsync:PTP:RX:ANNounce:GRANt:RATE?

Streams - Profile

:SOURce:DATA:TELecom:ETHernet:ENABled:BANDwidth?

Description	This query returns the total enabled bandwidth value for all the configured traffic streams. At *RST condition, this value is device dependent. Navigation Path: Setup > Test Configurator > Streams > Profile > Shaping - Total TX Rate.
Syntax	:SOURce:DATA:TELecom:ETHernet:ENABled:BANDwidth?
Response Syntax	<Bandwidth>
Response(s)	**Bandwidth**: The response data syntax for the first parameter is defined as a <NR2 NUMERIC RESPONSE DATA> element. Return the total enabled bandwidth.
Example(s)	SOUR:DATA:TEL:ETH:ENAB:BAND?
See Also	SOURce:DATA:TELecom:ETHernet:TOTal:BANDwidth?

:SOURce:DATA:TELecom:ETHernet:STReam:ENABled

Description

This command enables/disables the transmission of the selected stream for 'Traffic Gen & Mon' or the selected client for 'FlexE BERT'.

At *RST condition, this value is set to OFF in Traffic Gen & Mon.

At *RST condition, this value is set to ON in FlexE BERT.

Navigation Path: Traffic Gen & Mon > Setup > Test Configurator > Streams > Profile > Stream - Enable

Navigation Path: Traffic Gen & Mon > Setup > Test Configurator > Streams > Global > Enable stream check box

Navigation Path: FlexE BERT > Setup > Test Configurator > Clients > BERT > Shaping - Enable TX

Syntax

:SOURce:DATA:TELecom:ETHernet:STReam:ENABled <wsp><Stream number or client ID>, <Status>

Parameter(s)

Stream number or client ID:

The program data syntax for the first parameter is defined as a <DECIMAL NUMERIC PROGRAM DATA> element.

Selects the stream from 1 to 16 (Traffic Gen & Mon) or client ID from 1 to n (FlexE BERT)

Status:

The program data syntax for the second parameter is defined as a <BOOLEAN PROGRAM DATA> element.

Enables/disables:

ON: Enables

OFF: Disables

Response Syntax

<Bandwidth>

Example(s)

SOUR:DATA:TEL:ETH:STR:ENAB 1, ON

SOUR:DATA:TEL:ETH:STR:ENAB? 1

Returns: 1

See Also

SOURce:DATA:TELecom:ETHernet:STReam:STATus

:SOURce:DATA:TELecom:ETHernet:STReam:ENABled?

Description

This query returns the transmission status of the selected stream for 'Traffic Gen & Mon' or the selected client for 'FlexE BERT'.

At *RST condition, this value is set to OFF in Traffic Gen & Mon.

At *RST condition, this value is set to ON in FlexE BERT.

Navigation Path: Traffic Gen & Mon > Setup > Test Configurator > Streams > Profile > Stream - Enable

Navigation Path: Traffic Gen & Mon > Setup > Test Configurator > Streams > Global > Enable stream check box

Navigation Path: FlexE BERT > Setup > Test Configurator > Clients > BERT > Shaping - Enable TX

Syntax

:SOURce:DATA:TELecom:ETHernet:STReam:ENABled? <wsp><Stream number or client ID>

Parameter(s)

Stream number or client ID:

The program data syntax for the first parameter is defined as a <DECIMAL NUMERIC PROGRAM DATA> element.

Selects the stream from 1 to 16 (Traffic Gen & Mon) or client ID from 1 to n (FlexE BERT)

Response Syntax

<Status>

Response(s)

Status:

The response data syntax for the first parameter is defined as a <BOOLEAN RESPONSE DATA> element.

Returns the enable/disable status:

1: Enabled

0: Disabled

Example(s)

SOUR:DATA:TEL:ETH:STR:ENAB 1, ON

SOUR:DATA:TEL:ETH:STR:ENAB? 1

Returns: 1

See Also

SOURce:DATA:TELecom:ETHernet:STReam:STATus?

:SOURce:DATA:TELecom:ETHernet:STReam:FCOunt

Description

This command counts the number of frames transmitted for the selected traffic stream.

At *RST condition, this value is set to 1.

Navigation Path: Setup > Test Configurator > Streams > Profile > Shaping - Frame Count

Syntax

:SOURce:DATA:TELecom:ETHernet:STReam:FCOunt <wsp><Tgen>, <Fcount>

Parameter(s)

Tgen:

The program data syntax for the first parameter is defined as a <DECIMAL NUMERIC PROGRAM DATA> element.

Selects the stream from 1 to 16.

Fcount:

The program data syntax for the second parameter is defined as a <DECIMAL NUMERIC PROGRAM DATA> element.

Selects number of frame counts.

MAXimum: Biggest supported value

MINimum: Smallest supported value

DEFault: Default value

Response Syntax

<Status>

Example(s)

SOURce:DATA:TELecom:ETHernet:STReam:MODE 1, NFR

SOUR:DATA:TEL:ETH:STR:FCO 1, 500

SOUR:DATA:TEL:ETH:STR:FCO? 1

Returns: 500

See Also

SOURce:DATA:TELecom:ETHernet:STReam:MODE

:SOURce:DATA:TELecom:ETHernet:STReam:FCOunt?

Description

This query returns the number of frames transmitted for the selected traffic stream.

At *RST condition, this value is set to 1.

Navigation Path: Setup > Test Configurator > Streams > Profile > Shaping - Frame Count

Syntax

:SOURce:DATA:TELecom:ETHernet:STReam:FCOunt? <wsp><Tgen>,[<Fcount>]

Parameter(s)

Tgen:

The program data syntax for the first parameter is defined as a <DECIMAL NUMERIC PROGRAM DATA> element.

Selects the stream from 1 to 16.

Fcount:

The program data syntax for the second parameter is defined as a <CHARACTER PROGRAM DATA> element.

This parameter is optional. If no token is specified, the current frame count is returned.

MAXimum: Biggest supported value

MINimum: Smallest supported value

DEFault: Default value

Response Syntax

<Fcount>

Response(s)

Fcount:

The response data syntax for the first parameter is defined as a <NR2 NUMERIC RESPONSE DATA> element.

Returns the number of frame counts.

Example(s)

SOUR:DATA:TEL:ETH:STR:MODE 1, NFR

SOUR:DATA:TEL:ETH:STR:FCO 1, 500

SOUR:DATA:TEL:ETH:STR:FCO? 1

Returns: 500

See Also

SOURce:DATA:TELecom:ETHernet:STReam:MODE

?

:SOURce:DATA:TELecom:ETHernet:STReam:FRAMe:SIZE

Description

This command sets the frame size.

At *RST condition, this value is device-dependent.

Navigation Path: Setup > Test Configurator > Streams/Services > Profile > Profile - Frame Size

Navigation Path: Setup > Test Configurator > Clients > Profile > Ethernet Frame - Frame Size

Syntax

:SOURce:DATA:TELecom:ETHernet:STReam:FRAMe:SIZE <wsp><Number>, <Size>

Parameter(s)

Number:

The program data syntax for the first parameter is defined as a <DECIMAL NUMERIC PROGRAM DATA> element.

Depending on the test application, selects a number as follows:

- 1 to 16 Streams for Traffic Gen & Mon
- 1 to 10 Services for EtherSAM
- 1 to n Client ID for FlexE BERT
- 1 for other test applications

Size:

The program data syntax for the second parameter is defined as a <DECIMAL NUMERIC PROGRAM DATA> element.

Sets the frame size:

MAXimum: Biggest supported value

MINimum: Smallest supported value

DEFault: Default value

Response Syntax

<Fcount>

Example(s)

SOUR:DATA:TEL:ETH:STR:FRAM:SIZE:TYPE 1, FIXED

SOUR:DATA:TEL:ETH:STR:FRAM:SIZE 1, 500

See Also

SOURce:DATA:TELecom:ETHernet:STReam:FRAMe:SIZE:TYPE

:SOURce:DATA:TELecom:ETHernet:STReam:FRAMe:SIZE:TYPE

Description

This command sets the frame size type.

At *RST condition, this value is set to Fixed.

Navigation Path: Setup > Test Configurator > Streams/Services > Profile > Profile - Frame Size

Syntax

:SOURce:DATA:TELecom:ETHernet:STReam:FRAMe:SIZE:TYPE <wsp><Number>, <Type>

Parameter(s)

Number:

The program data syntax for the first parameter is defined as a <DECIMAL NUMERIC PROGRAM DATA> element.

Depending on the test application, selects a number as follows:

- 1 to 16 Streams for Traffic Gen & Mon

- 1 to 10 Services for EtherSAM

Type:

The program data syntax for the second parameter is defined as a <CHARACTER PROGRAM DATA> element.

Sets the frame size type:

FIXED

RANDOM

EMIX (EtherSAM)

SWEEP (Traffic Gen & Mon)

Response Syntax

<Fcount>

Example(s)

SOUR:DATA:TEL:ETH:STR:FRAM:SIZE:TYPE 1, FIXED

SOUR:DATA:TEL:ETH:STR:FRAM:SIZE:TYPE? 1

Returns: FIXED

See Also

SOURce:DATA:TELecom:ETHernet:STReam:FRAMe:SWEep:STARt?

:SOURce:DATA:TELecom:ETHernet:STReam:FRAMe:SIZE:TYPE?

Description

This query returns the frame size type.

At *RST condition, this value is set to Fixed.

Navigation Path: Setup > Test Configurator > Streams/Services > Profile > Profile - Frame Size

Syntax

:SOURce:DATA:TELecom:ETHernet:STReam:FRAMe:SIZE:TYPE? <wsp><Number>

Parameter(s)

Number:

The program data syntax for the first parameter is defined as a <DECIMAL NUMERIC PROGRAM DATA> element.

Depending on the test application, selects a number as follows:

- 1 to 16 Streams for Traffic Gen & Mon

- 1 to 10 Services for EtherSAM

Response Syntax

<Type>

Response(s)

Type:

The response data syntax for the first parameter is defined as a <CHARACTER RESPONSE DATA> element.

Returns the type frame size:

FIXED

RANDOM

EMIX (EtherSAM)

SWEEP (Traffic Gen & Mon)

Example(s)

SOUR:DATA:TEL:ETH:STR:FRAM:SIZE:TYPE 1, FIXED

SOUR:DATA:TEL:ETH:STR:FRAM:SIZE:TYPE? 1

Returns: FIXED

See Also

SOURce:DATA:TELecom:ETHernet:STReam:FRAMe:SWEep:STARt

:SOURce:DATA:TELecom:ETHernet:STReam:FRAMe:SIZE?

Description

This query returns the frame size.

At *RST condition, this value is device-dependent.

Navigation Path: Test Configurator > Streams/Servoces > Profile > Profile - Frame Size

Navigation Path: Setup > Test Configurator > Clients > BERT > Ethernet Frame - Frame Size

Syntax

:SOURce:DATA:TELecom:ETHernet:STReam:FRAMe:SIZE? <wsp><Number>,[<Size>]

Parameter(s)

Number:

The program data syntax for the first parameter is defined as a <DECIMAL NUMERIC PROGRAM DATA> element.

Depending on the test application, selects a number as follows:

- 1 to 16 Streams for Traffic Gen & Mon
- 1 to 10 Services for EtherSAM
- 1 to n Client ID for FlexE BERT
- 1 for other test applications

Size:

The program data syntax for the second parameter is defined as a <CHARACTER PROGRAM DATA> element.

frame size

MAXimum: Biggest supported value

MINimum: Smallest supported value

DEFault: Default value

Response Syntax

<Frame size>

Response(s)

Frame size:

The response data syntax for the first parameter is defined as a <NR1 NUMERIC RESPONSE DATA> element.

Returns the frame size.

Example(s)

SOUR:DATA:TEL:ETH:STR:FRAM:SIZE:TYPE 1, FIXED

SOUR:DATA:TEL:ETH:STR:FRAM:SIZE 1, 500

SOUR:DATA:TEL:ETH:STR:FRAM:SIZE? 1

Returns: 500

See Also

SOURce:DATA:TELecom:ETHernet:STReam:FRAMe:SIZE:TYPE? 1

:SOURce:DATA:TELecom:ETHernet:STReam:FRAMe:SWEep:END

Description

This command sets the maximum value of the sweep range.

At *RST condition, this value is set to 1518.

Navigation Path: Setup > Test Configurator > Streams > Profile > Profile - Sweep > Sweep Range - Max

Syntax

:SOURce:DATA:TELecom:ETHernet:STReam:FRAMe:SWEep:END <wsp><Stream>, <Sweep Range>

Parameter(s)

Stream:

The program data syntax for the first parameter is defined as a <DECIMAL NUMERIC PROGRAM DATA> element.

Selects the stream from 1 to 16.

Sweep Range:

The program data syntax for the second parameter is defined as a <DECIMAL NUMERIC PROGRAM DATA> element.

Sets the sweep frame end size.

MAXimum, sets the maximum sweep frame end size.

MINimum, sets the minimum sweep frame end size.

Response Syntax

<Frame size>

Example(s)

SOUR:DATA:TEL:ETH:STR:FRAM:SWE:END 1,67

See Also

SOURce:DATA:TELecom:ETHernet:STReam:ADDRess:DESTination:IP?

:SOURce:DATA:TELecom:ETHernet:STReam:FRAMe:SWEep:END?

Description

This query returns the maximum value of the sweep range.

At *RST condition, this value is set to 1518.

Navigation Path: Setup > Test Configurator > Streams > Profile > Profile - Sweep > Sweep Range - Max

Syntax

:SOURce:DATA:TELecom:ETHernet:STReam:FRAMe:SWEep:END? <wsp><Stream>,[<Sweep Range>]

Parameter(s)

Stream:

The program data syntax for the first parameter is defined as a <DECIMAL NUMERIC PROGRAM DATA> element.

Selects the stream from 1 to 16.

Sweep Range:

The program data syntax for the second parameter is defined as a <CHARACTER PROGRAM DATA> element.

This parameter is optional. If no token is specified, the current sweep frame end size is returned.

MAXimum: Biggest supported value

MINimum: Smallest supported value

Response Syntax

<Frame Size Type>

Response(s)

Frame Size Type:

The response data syntax for the first parameter is defined as a <NR1 NUMERIC RESPONSE DATA> element.

Returns the sweep frame end size.

Example(s)

SOUR:DATA:TEL:ETH:STR:FRAM:SWE:END 1,67

SOUR:DATA:TEL:ETH:STR:FRAM:SWE:END? 1

Returns: 67

See Also

SOURce:DATA:TELecom:ETHernet:STReam:ADDRess:DESTination:IP

:SOURce:DATA:TELecom:ETHernet:STReam:FRAMe:SWEep:STARt

Description

This command sets the minimum value of the sweep range.

At *RST condition, this value is set to 64.

Navigation Path: Setup > Test Configurator > Streams > Profile > Profile - Sweep > Sweep Range - Min

Syntax

:SOURce:DATA:TELecom:ETHernet:STReam:FRAMe:SWEep:STARt <wsp><Stream>, <Sweep Range>

Parameter(s)

Stream:

The program data syntax for the first parameter is defined as a <DECIMAL NUMERIC PROGRAM DATA> element.

Selects the stream from 1 to 16.

Sweep Range:

The program data syntax for the second parameter is defined as a <DECIMAL NUMERIC PROGRAM DATA> element.

Sets the sweep frame start size.

MAXimum, sets the maximum sweep frame start size.

MINimum, sets the minimum sweep frame start size.

Response Syntax

<Frame Size Type>

Example(s)

SOUR:DATA:TEL:ETH:STR:FRAM:SWE:STAR 1,64

See Also

SOURce:DATA:TELecom:ETHernet:STReam:FRAMe:SIZE?

:SOURce:DATA:TELecom:ETHernet:STReam:FRAMe:SWEep:STARt?

Description

This query returns the minimum value of the sweep range.

At *RST condition, this value is set to 64.

Navigation Path: Setup > Test Configurator > Streams > Profile > Profile - Sweep > Sweep Range - Min)

Syntax

:SOURce:DATA:TELecom:ETHernet:STReam:FRAMe:SWEep:STARt? <wsp><Stream>,[<Sweep Range>]

Parameter(s)

Stream:

The program data syntax for the first parameter is defined as a <DECIMAL NUMERIC PROGRAM DATA> element.

Selects the stream from 1 to 16.

Sweep Range:

The program data syntax for the second parameter is defined as a <CHARACTER PROGRAM DATA> element.

This parameter is optional. If no token is specified, the current sweep frame start size is returned.

MAXimum: Biggest supported value

MINimum: Smallest supported value

Response Syntax

<Frame Size Type>

Response(s)

Frame Size Type:

The response data syntax for the first parameter is defined as a <NR1 NUMERIC RESPONSE DATA> element.

Returns the sweep frame start size.

Example(s)

SOUR:DATA:TEL:ETH:STR:FRAM:SWE:STAR 1,64

SOUR:DATA:TEL:ETH:STR:FRAM:SWE:STAR? 1

Returns: 64

See Also

SOURce:DATA:TELecom:ETHernet:STReam:FRAMe:SIZE

:SOURce:DATA:TELecom:ETHernet:STReam:MODE

Description

This command sets the transmitter mode for the selected stream.

At *RST condition, this value is set to CONTinuous.

Navigation Path: Setup > Test Configurator > Streams > Profile > Shaping - TX Mode

Syntax

:SOURce:DATA:TELecom:ETHernet:STReam:MODE <wsp><Tgen>, <Mode>

Parameter(s)

Tgen:

The program data syntax for the first parameter is defined as a <DECIMAL NUMERIC PROGRAM DATA> element.

Selects the stream from 1 to 16.

Mode:

The program data syntax for the second parameter is defined as a <CHARACTER PROGRAM DATA> element.

Selects the transmitter mode for the selected stream.

CONTinuous: transmitter mode as Continuous

BURSt: Burst

RAMP: Ramp

NFRame: Number of Frame

NBURst: Number of Burst

NRAMp: Number of Ramp

Response Syntax

<Frame Size Type>

Example(s)

SOUR:DATA:TEL:ETH:STR:MODE 1, BURS

SOUR:DATA:TEL:ETH:STR:MODE? 1

Returns: BURST

See Also

SOURce:DATA:TELecom:ETHernet:STReam:CODec:VOICe 2,VG723

:SOURce:DATA:TELecom:ETHernet:STReam:MODE?

Description

This query returns the transmitter mode for the stream.

At *RST condition, this value is set to CONTinuous.

Navigation Path: Setup > Test Configurator > Streams > Profile > Shaping - TX Mode

Syntax

:SOURce:DATA:TELecom:ETHernet:STReam:MODE? <wsp><Tgen>

Parameter(s)

Tgen:

The program data syntax for the first parameter is defined as a <DECIMAL NUMERIC PROGRAM DATA> element.

Selects the stream from 1 to 16.

Response Syntax

<Mode>

Response(s)

Mode:

The response data syntax for the first parameter is defined as a <CHARACTER RESPONSE DATA> element.

Returns the transmitter mode for the selected stream.

CONTinuous, for Continuous.

BURSt, for Burst.

RAMP, for Ramp.

NFRame, for Number of Frame.

NBURst, for Number of Burst.

NRAMp, for Number of Ramp.

Example(s)

SOUR:DATA:TEL:ETH:STR:MODE 1, BURS

SOUR:DATA:TEL:ETH:STR:MODE? 1

Returns: BURST

See Also

SOURce:DATA:TELecom:ETHernet:STReam:CODec:VIDeo:CHANnels?

:SOURce:DATA:TELecom:ETHernet:STReam:PROFile:RATE

Description

This command sets the TX rate (in percent) of the selected stream for 'Traffic Gen & Mon' or the selected client for 'FlexE BERT'.

At *RST condition, this value is set to 100.

Navigation Path: Setup > Test Configurator > Streams > Profile > Shaping - TX Rate / Max TX Rate

Navigation Path: Setup > Test Configurator > Clients > BERT > Shaping - TX Rate / Max TX Rate

Syntax

:SOURce:DATA:TELecom:ETHernet:STReam:PROFile:RATE <wsp><Stream number or client ID>,[<RateInPercent>]

Parameter(s)

Stream number or client ID:

The program data syntax for the first parameter is defined as a <DECIMAL NUMERIC PROGRAM DATA> element.

Selects the stream from 1 to 16 (Traffic Gen & Mon) or client ID from 1 to n (FlexE BERT)

RateInPercent:

The program data syntax for the second parameter is defined as a <DECIMAL NUMERIC PROGRAM DATA> element.

Selects the stream or client TX rate, in percent, for the transmitter.

MAXimum: Biggest supported value

MINimum: Smallest supported value

DEFault: Default value

Response Syntax

<Mode>

Example(s)

SOUR:DATA:TEL:ETH:STR:PROFile:RATE 1, 105

SOUR:DATA:TEL:ETH:STR:PROFile:RATE? 1

Returns: 105

See Also

SOURce:DATA:TELecom:ETHernet:STReam:PROFile:RATE:MBPS

SOURce:DATA:TELecom:ETHernet:STReam:FCOunt

:SOURce:DATA:TELecom:ETHernet:STReam:PROFile:RATE:MBPS

Description

This command sets the TX rate (in Mbit/s) of the selected stream for 'Traffic Gen & Mon' or the selected client for 'FlexE BERT'.

At *RST condition, this value is set to the maximum rate of the interface or client rate.

Navigation Path: Setup > Test Configurator > Streams > Profile > Shaping - TX Rate / Max TX Rate

Navigation Path: Setup > Test Configurator > Clients > BERT > Shaping - TX Rate / Max TX Rate

Syntax

:SOURce:DATA:TELecom:ETHernet:STReam:PROFile:RATE:MBPS <wsp><Stream number or client ID>,[<RateInMbps>]

Parameter(s)

Stream number or client ID:

The program data syntax for the first parameter is defined as a <DECIMAL NUMERIC PROGRAM DATA> element.

Selects the stream from 1 to 16 (Traffic Gen & Mon) or client ID from 1 to n (FlexE BERT)

RateInMbps:

The program data syntax for the second parameter is defined as a <DECIMAL NUMERIC PROGRAM DATA> element.

Selects the stream or client TX rate, in Mbit/s, for the transmitter.

MAXimum: Biggest supported value

MINimum: Smallest supported value

Response Syntax

<Mode>

Example(s)

SOUR:DATA:TEL:ETH:STR:PROFile:RATE:MBPS 1, 10000

SOUR:DATA:TEL:ETH:STR:PROFile:RATE:MBPS? 1

Returns: 10000

See Also

SOURce:DATA:TELecom:ETHernet:STReam:PROFile:RATE

:SOURce:DATA:TELecom:ETHernet:STReam:PROFile:RATE:MBPS?

Description

This query returns the TX rate (in Mbit/s) of the selected stream for 'Traffic Gen & Mon' or the selected client for 'FlexE BERT'.

At *RST condition, this value is set to the maximum rate of the interface or client rate.

Navigation Path: Setup > Test Configurator > Streams > Profile > Shaping - TX Rate / Max TX Rate

Navigation Path: Setup > Test Configurator > Clients > BERT > Shaping - TX Rate / Max TX Rate

Syntax

:SOURce:DATA:TELecom:ETHernet:STReam:PROFile:RATE:MBPS? <wsp><Stream number or client ID>,[<MinOrMaxRate>]

Parameter(s)

Stream number or client ID:

The program data syntax for the first parameter is defined as a <DECIMAL NUMERIC PROGRAM DATA> element.

Selects the stream from 1 to 16 (Traffic Gen & Mon) or client ID from 1 to n (FlexE BERT)

MinOrMaxRate:

The program data syntax for the second parameter is defined as a <CHARACTER PROGRAM DATA> element.

This parameter is optional. If no token is specified, the current profile rate, in Mbit/s, is returned.

MAXimum: Biggest supported value, in Mbit/s.

MINimum: Smallest supported value, in Mbit/s.

Response Syntax

<RateInMbps>

Response(s)

RateInMbps:

The response data syntax for the first parameter is defined as a <NR2 NUMERIC RESPONSE DATA> element.

Returns the stream or client TX rate, in Mbit/s, for the transmitter.

Example(s)

SOUR:DATA:TEL:ETH:STR:PROFile:RATE:MBPS 1, 10000

SOUR:DATA:TEL:ETH:STR:PROFile:RATE:MBPS? 1

Returns: 10000

See Also

SOURce:DATA:TELecom:ETHernet:STReam:PROFile:RATE?

:SOURce:DATA:TELecom:ETHernet:STReam:PROFile:RATE?

Description

This query returns the TX rate (in percent) of the selected stream for 'Traffic Gen & Mon' or the selected client for 'FlexE BERT'.

At *RST condition, this value is set to 100.

Navigation Path: Setup > Test Configurator > Streams > Profile > Shaping - TX Rate / Max TX Rate

Navigation Path: Setup > Test Configurator > Clients > BERT > Shaping - TX Rate / Max TX Rate

Syntax

:SOURce:DATA:TELecom:ETHernet:STReam:PROFile:RATE? <wsp><Stream number or client ID>,[<MinOrMaxOrDefaultRate>]

Parameter(s)

Stream number or client ID:

The program data syntax for the first parameter is defined as a <DECIMAL NUMERIC PROGRAM DATA> element.

Selects the stream from 1 to 16 (Traffic Gen & Mon) or client ID from 1 to n (FlexE BERT)

MinOrMaxOrDefaultRate:

The program data syntax for the second parameter is defined as a <CHARACTER PROGRAM DATA> element.

This parameter is optional. If no token is specified, the current profile rate, in percent, is returned.

MAXimum: Biggest supported value, in percent.

MINimum: Smallest supported value, in percent.

DEFault: Default value, in percent

Response Syntax

<RateInPercent>

Response(s)

RateInPercent:

The response data syntax for the first parameter is defined as a <NR2 NUMERIC RESPONSE DATA> element.

Returns the stream or client TX rate, in percent, for the transmitter.

Example(s)

SOUR:DATA:TEL:ETH:STR:PROFile:RATE 1, 105

SOUR:DATA:TEL:ETH:STR:PROFile:RATE? 1

Returns: 105

See Also

SOURce:DATA:TELecom:ETHernet:STReam:PROFile:RATE:MBPS?

SOURce:DATA:TELecom:ETHernet:STReam:FCOunt?

:SOURce:DATA:TELecom:ETHernet:STReam:QOSMetrics:FLOSs:COUNt

Description

This command sets QoS metrics maximum Frame Loss count value.

At *RST condition, this value is set to 0.

Navigation Path: Setup > Test Configurator > Streams > Profile > QoS Metrics - Threshold - Frame Loss Count - Maximum

Syntax

:SOURce:DATA:TELecom:ETHernet:STReam:QOSMetrics:FLOSs:COUNt <wsp><Stream>,[<Value>]

Parameter(s)

Stream:

The program data syntax for the first parameter is defined as a <DECIMAL NUMERIC PROGRAM DATA> element.

Selects the stream from 1 to 16.

Value:

The program data syntax for the second parameter is defined as a <DECIMAL NUMERIC PROGRAM DATA> element.

Sets the frame loss count value.

Choices are from 0 to 9999999999

MAXimum: Biggest supported value

MINimum: Smallest supported value

Response Syntax

<RateInPercent>

Example(s)

SOUR:DATA:TEL:ETH:STR:QOSM:FLOS:COUN 1, 20

SOUR:DATA:TEL:ETH:STR:QOSM:FLOS:COUN? 1

Returns: 20

See Also

SOURce:DATA:TELecom:ETHernet:STReam:QOSMetrics:LATency:VAL 1, 12.00

SOURce:DATA:TELecom:ETHernet:STReam:QOSMetrics:LATency:VAL? 1 Returns 12.00

:SOURce:DATA:TELecom:ETHernet:STReam:QOSMetrics:FLOSs:COUNt?

Description

This query returns QoS metrics maximum Frame Loss count value.

At *RST condition, this value is set to 100.0.

Navigation Path: Setup > Test Configurator > Streams > Profile > QoS Metrics - Threshold - Frame Loss Count - Maximum

Syntax

:SOURce:DATA:TELecom:ETHernet:STReam:QOSMetrics:FLOSs:COUNt? <wsp><Stream>,[<Value>]

Parameter(s)

Stream:

The program data syntax for the first parameter is defined as a <DECIMAL NUMERIC PROGRAM DATA> element.

Selects the stream from 1 to 16.

Value:

The program data syntax for the second parameter is defined as a <CHARACTER PROGRAM DATA> element.

This parameter is optional. If no token is specified, the current frame loss count is returned.

MAXimum: Biggest supported value

MINimum: Smallest supported value

Response Syntax

<Value>

Response(s)

Value:

The response data syntax for the first parameter is defined as a <NR2 NUMERIC RESPONSE DATA> element.

Returns the frame loss count value

Example(s)

SOUR:DATA:TEL:ETH:STR:QOSM:FLOS:COUN 1, 20

SOUR:DATA:TEL:ETH:STR:QOSM:FLOS:COUN? 1

Returns: 20

See Also

SOURce:DATA:TELecom:ETHernet:STReam:QOSMetrics:LATency:VAL 1, 12.00

SOURce:DATA:TELecom:ETHernet:STReam:QOSMetrics:LATency:VAL? 1 Returns 12.00

:SOURce:DATA:TELecom:ETHernet:STReam:QOSMetrics:FLOSs:RATE

Description

This command sets QoS metrics maximum Frame Loss rate value.

At *RST condition, this value is set to 1.0E-02.

Navigation Path: Setup > Test Configurator > Streams > Profile > QoS Metrics - Threshold - Frame Loss Rate - Maximum

Syntax

:SOURce:DATA:TELecom:ETHernet:STReam:QOSMetrics:FLOSs:RATE <wsp><Stream>, <Value>

Parameter(s)

Stream:

The program data syntax for the first parameter is defined as a <DECIMAL NUMERIC PROGRAM DATA> element.

Selects the stream from 1 to 16.

Value:

The program data syntax for the second parameter is defined as a <DECIMAL NUMERIC PROGRAM DATA> element.

Sets the frame loss Rate value

Response Syntax

<Value>

Example(s)

SOUR:DATA:TEL:ETH:STR:QOSM:FLOS:RATE 1, 1.0E00

SOUR:DATA:TEL:ETH:STR:QOSM:FLOS:RATE? 1

Returns: 1.0E00

See Also

SOURce:DATA:TELecom:ETHernet:STReam:QOSMetrics:LATency:STATus 1, ON

SOURce:DATA:TELecom:ETHernet:STReam:QOSMetrics:LATency:STATus? 1 Returns ON

:SOURce:DATA:TELecom:ETHernet:STReam:QOSMetrics:FLOSs:RATE?

Description

This query returns QoS metrics maximum Frame Loss rate value.

At *RST condition, this value is set to 1.0E-02.

Navigation Path: Setup > Test Configurator > Streams > Profile > QoS Metrics - Threshold - Frame Loss Rate - Maximum

Syntax

:SOURce:DATA:TELecom:ETHernet:STReam:QOSMetrics:FLOSs:RATE? <wsp><Stream>, <Value>

Parameter(s)

Stream:

The program data syntax for the first parameter is defined as a <DECIMAL NUMERIC PROGRAM DATA> element.

Selects the stream from 1 to 16.

Value:

Response Syntax

<Value>

Response(s)

Value:

The response data syntax for the first parameter is defined as a <NR3 NUMERIC RESPONSE DATA> element.

Returns the frame loss rate value

Example(s)

SOUR:DATA:TEL:ETH:STR:QOSM:FLOS:RATE 1, 1.0E00

SOUR:DATA:TEL:ETH:STR:QOSM:FLOS:RATE? 1

Returns: 1.0E00

See Also

SOURce:DATA:TELecom:ETHernet:STReam:QOSMetrics:LATency:STATus 1, ON

SOURce:DATA:TELecom:ETHernet:STReam:QOSMetrics:LATency:STATus? 1 Returns ON

:SOURce:DATA:TELecom:ETHernet:STReam:QOSMetrics:FLOSs:STATus

Description

This command enables/disables QoS metrics Frame Loss pass/fail verdict.

At *RST condition, this value is device dependant.

Navigation Path: Setup > Test Configurator > Streams > Profile > QoS Metrics - Pass Fail Verdict - Frame Loss Count/Rate

Syntax

:SOURce:DATA:TELecom:ETHernet:STReam:QOSMetrics:FLOSs:STATus <wsp><Stream>,[<Type>],[<Status>]

Parameter(s)

Stream:

The program data syntax for the first parameter is defined as a <DECIMAL NUMERIC PROGRAM DATA> element.

Selects the stream from 1 to 16.

Type:

The program data syntax for the second parameter is defined as a <DECIMAL NUMERIC PROGRAM DATA> element.

Selects frame loss type.

COUNt Sets the frame loss type to COUN

RATE Sets the frame loss type to RATE

Status:

The program data syntax for the third parameter is defined as a <BOOLEAN PROGRAM DATA> element.

Sets the frame loss status.

ON,Enables frame loss.

OFF,Disables frame loss.

Response Syntax

<Value>

Example(s)

SOUR:DATA:TEL:ETH:STR:QOSM:FLOS:STAT 1, COUN,ON

SOUR:DATA:TEL:ETH:STR:QOSM:FLOS:STAT? 1, COUN

Returns: ON

See Also

SOURce:DATA:TELecom:ETHernet:STReam:QOSMetrics:JITTer:VAL 1, 12.00

SOURce:DATA:TELecom:ETHernet:STReam:QOSMetrics:JITTer:VAL? 1 Returns 12.00

:SOURce:DATA:TELecom:ETHernet:STReam:QOSMetrics:FLOSs:STATus?

Description

This query returns status of the QoS metrics Frame Loss pass/fail verdict setting.

At *RST condition, this value is device dependant.

Navigation Path: Setup > Test Configurator > Streams > Profile > QoS Metrics - Pass Fail Verdict - Frame Loss Count/Rate

Syntax

:SOURce:DATA:TELecom:ETHernet:STReam:QOSMetrics:FLOSs:STATus? <wsp><Stream>,[<Type>]

Parameter(s)

Stream:

The program data syntax for the first parameter is defined as a <DECIMAL NUMERIC PROGRAM DATA> element.

Selects the stream from 1 to 16.

Type:

The program data syntax for the second parameter is defined as a <DECIMAL NUMERIC PROGRAM DATA> element.

Selects frame loss type.

COUNt Sets the frame loss type to COUN

RATE Sets the frame loss type to RATE

Response Syntax

<Status>

Response(s)

Status:

The response data syntax for the first parameter is defined as a <BOOLEAN RESPONSE DATA> element.

Returns the QOS Metrics frame loss Status.

1, QOS Metrics frame loss is enabled.

0, QOS Metrics frame loss is disabled.

Example(s)

SOUR:DATA:TEL:ETH:STR:QOSM:FLOS:STAT 1, COUN,ON

SOUR:DATA:TEL:ETH:STR:QOSM:FLOS:STAT? 1, COUN

Returns: ON

See Also

SOURce:DATA:TELecom:ETHernet:STReam:QOSMetrics:JITTer:VAL 1, 12.00

SOURce:DATA:TELecom:ETHernet:STReam:QOSMetrics:JITTer:VAL? 1 Returns 12.00

:SOURce:DATA:TELecom:ETHernet:STReam:QOSMetrics:FLOSs:TYPE

Description

This command sets QoS metrics Frame Loss type.

At *RST condition, this value is set to count.

Navigation Path: Setup > Test Configurator > Streams > Profile > QoS Metrics > Global Thresholds Type > Frame Loss

Syntax

:SOURce:DATA:TELecom:ETHernet:STReam:QOSMetrics:FLOSs:TYPE[<wsp><Type>]

Parameter(s)

Type:

The program data syntax for the first parameter is defined as a <CHARACTER PROGRAM DATA> element.

Selects Frameloss Type.

COUNt

RATE

Response Syntax

<Status>

Example(s)

SOUR:DATA:TEL:ETH:STR:QOSM:FLOS:TYPE COUN

SOUR:DATA:TEL:ETH:STR:QOSM:FLOS:TYPE?

Returns: COUN

See Also

SOURce:DATA:TELecom:ETHernet:STReam:QOSMetrics:JITTer:STATus 1, ON

SOURce:DATA:TELecom:ETHernet:STReam:QOSMetrics:JITTer:STATus? 1 Returns ON

:SOURce:DATA:TELecom:ETHernet:STReam:QOSMetrics:FLOSs:TYPE?

Description

This query returns status of the QoS metrics Frame Loss pass/fail verdict setting.

At *RST condition, this value is set to Count.

Navigation Path: Setup > Test Configurator > Streams > Profile > QoS Metrics > Global Thresholds Type > FrameLoss

Syntax

:SOURce:DATA:TELecom:ETHernet:STReam:QOSMetrics:FLOSs:TYPE?

Response Syntax

<Frame Loss TYPE>

Response(s)

Frame Loss TYPE:

The response data syntax for the first parameter is defined as a <CHARACTER RESPONSE DATA> element.

Returns the QOSMetrics frame loss TYPE

COUNt, returns frame loss type as Count.

RATE, returns frame loss type as RATE.

Example(s)

SOUR:DATA:TEL:ETH:STR:QOSM:FLOS:TYPE COUN

SOUR:DATA:TEL:ETH:STR:QOSM:FLOS:TYPE?

Returns: COUN

See Also

SOURce:DATA:TELecom:ETHernet:STReam:QOSMetrics:JITTer:STATus 1, ON

SOURce:DATA:TELecom:ETHernet:STReam:QOSMetrics:JITTer:STATus? 1 Returns ON

:SOURce:DATA:TELecom:ETHernet:STReam:QOSMetrics:JITTer:STATus

Description

This command enables/disables QoS metrics Jitter pass/fail verdict.

At *RST condition, this value is device dependant.

Navigation Path: Setup > Test Configurator > Streams > Profile > QoS Metrics - Pass Fail Verdict - Jitter

Syntax

:SOURce:DATA:TELecom:ETHernet:STReam:QOSMetrics:JITTer:STATus <wsp><Stream>,[<Status>]

Parameter(s)

Stream:

The program data syntax for the first parameter is defined as a <DECIMAL NUMERIC PROGRAM DATA> element.

Selects the stream from 1 to 16.

Status:

The program data syntax for the second parameter is defined as a <BOOLEAN PROGRAM DATA> element.

Sets QOS metrics Jitter status.

ON,Enables the QOSmetrics Jitter.

OFF,Disables the QOSmetrics Jitter.

Response Syntax

<Frame Loss TYPE>

Example(s)

SOUR:DATA:TEL:ETH:STR:QOSM:JITT:STAT 1, ON

SOUR:DATA:TEL:ETH:STR:QOSM:JITT:STAT? 1

Returns: ON

See Also

SOURce:DATA:TELecom:ETHernet:STReam:QOSMetrics:FLOSs:TYPE COUNt

SOURce:DATA:TELecom:ETHernet:STReam:QOSMetrics:FLOSs:TYPE? Returns COUNt

:SOURce:DATA:TELecom:ETHernet:STReam:QOSMetrics:JITTer:STATus?

Description

This query returns status of QoS metrics Jitter pass/fail verdict setting.

At *RST condition, this value is device dependant.

Navigation Path: Setup > Test Configurator > Streams > Profile > QoS Metrics - Pass Fail Verdict - Jitter

Syntax

:SOURce:DATA:TELecom:ETHernet:STReam:QOSMetrics:JITTer:STATus? <wsp><Stream>

Parameter(s)

Stream:

The program data syntax for the first parameter is defined as a <DECIMAL NUMERIC PROGRAM DATA> element.

Selects the stream from 1 to 16.

Response Syntax

<Status>

Response(s)

Status:

The response data syntax for the first parameter is defined as a <BOOLEAN RESPONSE DATA> element.

Returns the QoS Jitter Status.

1, QOS metrics Jitter is enabled.

0, QOS metrics Jitter is disabled.

Example(s)

SOUR:DATA:TEL:ETH:STR:QOSM:JITT:STAT 1, ON

SOUR:DATA:TEL:ETH:STR:QOSM:JITT:STAT? 1

Returns: ON

See Also

SOURce:DATA:TELecom:ETHernet:STReam:QOSMetrics:FLOSs:TYPE COUNt

SOURce:DATA:TELecom:ETHernet:STReam:QOSMetrics:FLOSs:TYPE? Returns COUNt

:SOURce:DATA:TELecom:ETHernet:STReam:QOSMetrics:JITTer:VALue

Description

This command Sets QoS metrics maximum Jitter Value.

At *RST condition, this value is set to 15.0.

Navigation Path: Setup > Test Configurator > Streams > Profile > QoS Metrics - Threshold - Jitter - Maximum

Syntax

:SOURce:DATA:TELecom:ETHernet:STReam:QOSMetrics:JITTer:VALue <wsp><Stream>,[<Value>]

Parameter(s)

Stream:

The program data syntax for the first parameter is defined as a <DECIMAL NUMERIC PROGRAM DATA> element.

Selects the stream from 1 to 16.

Value:

The program data syntax for the second parameter is defined as a <DECIMAL NUMERIC PROGRAM DATA> element.

Sets the Jitter value

Choices are from 0.005 to 8000.0 for 10M rate and

0.001 to 8000.0 for all other rates.

MAXimum: Biggest supported value

MINimum: Smallest supported value

Response Syntax

<Status>

Example(s)

SOUR:DATA:TEL:ETH:STR:QOSM:JITT:VAL 1, 12.00

SOUR:DATA:TEL:ETH:STR:QOSM:JITT:VAL? 1

Returns: 12.00

See Also

SOURce:DATA:TELecom:ETHernet:STReam:QOSMetrics:FLOSs:STATus 1, COUNt,ON

SOURce:DATA:TELecom:ETHernet:STReam:QOSMetrics:FLOSs:STATus? 1, COUNt Returns ON

:SOURce:DATA:TELecom:ETHernet:STReam:QOSMetrics:JITTer:VALue?

Description

This query returns QoS metrics maximum Jitter Value.

At *RST condition, this value is set to 15.0.

Navigation Path: Setup > Test Configurator > Streams > Profile > QoS Metrics - Threshold - Jitter - Maximum

Syntax

:SOURce:DATA:TELecom:ETHernet:STReam:QOSMetrics:JITTer:VALue? <wsp><Stream>,[<Value>]

Parameter(s)

Stream:

The program data syntax for the first parameter is defined as a <DECIMAL NUMERIC PROGRAM DATA> element.

Selects the stream from 1 to 16.

Value:

The program data syntax for the second parameter is defined as a <CHARACTER PROGRAM DATA> element.

This parameter is optional. If no token is specified, the current Jitter is returned.

MAXimum: Biggest supported value

MINimum: Smallest supported value

Response Syntax

<Value>

Response(s)

Value:

The response data syntax for the first parameter is defined as a <NR2 NUMERIC RESPONSE DATA> element.

Returns the Jitter value

Example(s)

SOUR:DATA:TEL:ETH:STR:QOSM:JITT:VAL 1, 12.00

SOUR:DATA:TEL:ETH:STR:QOSM:JITT:VAL? 1

Returns: 12.00

See Also

SOURce:DATA:TELecom:ETHernet:STReam:QOSMetrics:FLOSs:STATus 1, COUNt,ON

SOURce:DATA:TELecom:ETHernet:STReam:QOSMetrics:FLOSs:STATus? 1, COUNt Returns ON

:SOURce:DATA:TELecom:ETHernet:STReam:QOSMetrics:LATency:STATus

Description

This command enables/disables QoS metrics Latency pass/fail verdict.

At *RST condition, this value is device dependant.

Navigation Path: Setup > Test Configurator > Streams > Profile > QoS Metrics - Pass Fail Verdict - Latency

Navigation Path: Setup > Test Configurator > EtherBERT > Latency > Pass/Fail Verdict

Syntax

:SOURce:DATA:TELecom:ETHernet:STReam:QOSMetrics:LATency:STATus <wsp><Stream>,[<Status>]

Parameter(s)

Stream:

The program data syntax for the first parameter is defined as a <DECIMAL NUMERIC PROGRAM DATA> element.

Selects the stream from 1 to 16.

Status:

The program data syntax for the second parameter is defined as a <BOOLEAN PROGRAM DATA> element.

QOS metrics latency status.

ON, Enables QOSmetrics latency.

OFF, Disables QOSmetrics latency.

Response Syntax

<Value>

Example(s)

SOUR:DATA:TEL:ETH:STR:QOSM:LAT:STAT 1, ON

SOUR:DATA:TEL:ETH:STR:QOSM:LAT:STAT? 1

Returns: 1

See Also

SOURce:DATA:TELecom:ETHernet:STReam:QOSMetrics:FLOSs:STATus 1, COUNt,ON

SOURce:DATA:TELecom:ETHernet:STReam:QOSMetrics:FLOSs:STATus? 1, COUNt Returns ON

:SOURce:DATA:TELecom:ETHernet:STReam:QOSMetrics:LATency:STATus?

Description

This query returns status of QoS metrics Latency pass/fail verdict setting.

At *RST condition, this value is device dependant.

Navigation Path: Setup > Test Configurator > Streams > Profile > QoS Metrics - Pass Fail Verdict - Latency

Navigation Path: Setup > Test Configurator > EtherBERT > Latency > Pass/Fail Verdict

Syntax

:SOURce:DATA:TELecom:ETHernet:STReam:QOSMetrics:LATency:STATus? <wsp><Stream>

Parameter(s)

Stream:

The program data syntax for the first parameter is defined as a <DECIMAL NUMERIC PROGRAM DATA> element.

Selects the stream from 1 to 16.

Response Syntax

<Status>

Response(s)

Status:

The response data syntax for the first parameter is defined as a <BOOLEAN RESPONSE DATA> element.

Returns the QoS Latency Status.

1, QOS metrics latency is enabled.

0, QOS metrics latency is disabled.

Example(s)

SOUR:DATA:TEL:ETH:STR:QOSM:LAT:STAT 1, ON

SOUR:DATA:TEL:ETH:STR:QOSM:LAT:STAT? 1

Returns: 1

See Also

SOURce:DATA:TELecom:ETHernet:STReam:QOSMetrics:FLOSs:RATE 1, 1.0E00

SOURce:DATA:TELecom:ETHernet:STReam:QOSMetrics:FLOSs:RATE? 1 Returns 1.0E01

:SOURce:DATA:TELecom:ETHernet:STReam:QOSMetrics:LATency:VALue

Description

This command Sets QoS metrics maximum Latency value.

At *RST condition, this value is device dependant.

Navigation Path: Setup > Test Configurator > Streams > Profile > QoS Metrics - Threshold - Latency - Maximum

Navigation Path: Setup > Test Configurator > EtherBERT > Latency > Threshold

Syntax

:SOURce:DATA:TELecom:ETHernet:STReam:QOSMetrics:LATency:VALue <wsp><Stream>,[<Value>]

Parameter(s)

Stream:

The program data syntax for the first parameter is defined as a <DECIMAL NUMERIC PROGRAM DATA> element.

Selects the stream from 1 to 16.

Value:

The program data syntax for the second parameter is defined as a <DECIMAL NUMERIC PROGRAM DATA> element.

Sets the latency value

Choices are from 0.005 to 8000.0 for 10M rate and 0.001 to 8000.0 for all other rates.

MAXimum: Biggest supported value

MINimum: Smallest supported value

Response Syntax

<Status>

Example(s)

SOUR:DATA:TEL:ETH:STR:QOSM:LAT:VAL 1, 12.00

SOUR:DATA:TEL:ETH:STR:QOSM:LAT:VAL? 1

Returns: 12.00

See Also

SOURce:DATA:TELecom:ETHernet:STReam:QOSMetrics:FLOSs:COUNt 1, 20

SOURce:DATA:TELecom:ETHernet:STReam:QOSMetrics:FLOSs:COUNt? 1 Returns 20

:SOURce:DATA:TELecom:ETHernet:STReam:QOSMetrics:LATency:VALue?

Description

This query returns QoS metrics maximum Latency value.

At *RST condition, this value is device dependant.

Navigation Path: Setup > Test Configurator > Streams > Profile > QoS Metrics - Threshold - Latency - Maximum

Navigation Path: Setup > Test Configurator > EtherBERT > Latency > Threshold

Syntax

:SOURce:DATA:TELecom:ETHernet:STReam:QOSMetrics:LATency:VALue? <wsp><Stream>,[<Value>]

Parameter(s)

Stream:

The program data syntax for the first parameter is defined as a <DECIMAL NUMERIC PROGRAM DATA> element.

Selects the stream from 1 to 16.

Value:

The program data syntax for the second parameter is defined as a <CHARACTER PROGRAM DATA> element.

This parameter is optional. If no token is specified, the current latency is returned.

MAXimum: Biggest supported value

MINimum: Smallest supported value

Response Syntax

<Value>

Response(s)

Value:

The response data syntax for the first parameter is defined as a <NR2 NUMERIC RESPONSE DATA> element.

Returns the Latency value

Example(s)

SOUR:DATA:TEL:ETH:STR:QOSM:LAT:VAL 1, 12.00

SOUR:DATA:TEL:ETH:STR:QOSM:LAT:VAL? 1

Returns: 12.00

See Also

SOURce:DATA:TELecom:ETHernet:STReam:QOSMetrics:FLOSs:COUNt 1, 20

SOURce:DATA:TELecom:ETHernet:STReam:QOSMetrics:FLOSs:COUNt? 1 Returns 21

:SOURce:DATA:TELecom:ETHernet:STReam:QOSMetrics:OOSequence:COUNt

Description

This command sets QoS metrics maximum Out-Of-Sequence Count value.

At *RST condition, this value is set to 100.

Navigation Path: Setup > Test Configurator > Streams > Profile > QoS Metrics - Threshold - Out-Of-Sequence Count - Maximum

Syntax

:SOURce:DATA:TELecom:ETHernet:STReam:QOSMetrics:OOSequence:COUNt <wsp><Stream>,[<Value>]

Parameter(s)

Stream:

The program data syntax for the first parameter is defined as a <DECIMAL NUMERIC PROGRAM DATA> element.

Selects the stream from 1 to 16.

Value:

The program data syntax for the second parameter is defined as a <DECIMAL NUMERIC PROGRAM DATA> element.

Sets the Out-of- Sequence count value

Choices are from 0 to 9999999999

MAXimum: Biggest supported value

MINimum: Smallest supported value

Response Syntax

<Value>

Example(s)

SOUR:DATA:TEL:ETH:STR:QOSM:OOS:COUN 1, 20

SOUR:DATA:TEL:ETH:STR:QOSM:OOS:COUN? 1

Returns: 20

See Also

SOURce:DATA:TELecom:ETHernet:STReam:QOSMetrics:THRoughput:MIN 1, CURR,20

SOURce:DATA:TELecom:ETHernet:STReam:QOSMetrics:THRoughput:MIN? 1, CURR Returns 20

:SOURce:DATA:TELecom:ETHernet:STReam:QOSMetrics:OOSequence:COUNt?

Description

This query returns QoS metrics maximum Out-Of-Sequence Count value.

At *RST condition, this value is set to 100.

Navigation Path: Setup > Test Configurator > Streams > Profile > QoS Metrics - Threshold - Out-Of-Sequence Count - Maximum

Syntax

:SOURce:DATA:TELecom:ETHernet:STReam:QOSMetrics:OOSequence:COUNt? <wsp><Stream>,[<Value>]

Parameter(s)

Stream:

The program data syntax for the first parameter is defined as a <DECIMAL NUMERIC PROGRAM DATA> element.

Selects the stream from 1 to 16.

Value:

The program data syntax for the second parameter is defined as a <CHARACTER PROGRAM DATA> element.

This parameter is optional. If no token is specified, the current Out-of- Sequence count is returned.

MAXimum: Biggest supported value

MINimum: Smallest supported value

Response Syntax

<Value>

Response(s)

Value:

The response data syntax for the first parameter is defined as a <NR2 NUMERIC RESPONSE DATA> element.

Returns the Out-of- Sequence count value

Example(s)

SOUR:DATA:TEL:ETH:STR:QOSM:OOS:COUN 1, 20

SOUR:DATA:TEL:ETH:STR:QOSM:OOS:COUN? 1

Returns: 20

See Also

SOURce:DATA:TELecom:ETHernet:STReam:QOSMetrics:THRoughput:MIN 1, CURR,20

SOURce:DATA:TELecom:ETHernet:STReam:QOSMetrics:THRoughput:MIN? 1, CURR Returns 20

:SOURce:DATA:TELecom:ETHernet:STReam:QOSMetrics:OOSequence:RATE

Description

This command sets QoS metrics maximum Out-Of-Sequence rate value.

At *RST condition, this value is set to 1.0E-02.

Navigation Path: Setup > Test Configurator > Streams > Profile > QoS Metrics - Threshold - Out-Of-Sequence Rate - Maximum

Syntax

:SOURce:DATA:TELecom:ETHernet:STReam:QOSMetrics:OOSequence:RATE <wsp><Stream>, <Value>

Parameter(s)

Stream:

The program data syntax for the first parameter is defined as a <DECIMAL NUMERIC PROGRAM DATA> element.

Selects the stream from 1 to 16.

Value:

The program data syntax for the second parameter is defined as a <DECIMAL NUMERIC PROGRAM DATA> element.

Sets the Out-of- Sequence Rate value

MAXimum: Biggest supported value

MINimum: Smallest supported value

Response Syntax

<Value>

Example(s)

SOUR:DATA:TEL:ETH:STR:QOSM:OOS:RATE 1, 1.0E00

SOUR:DATA:TEL:ETH:STR:QOSM:OOS:RATE? 1

Returns: 1.0E00

See Also

SOURce:DATA:TELecom:ETHernet:STReam:QOSMetrics:THRoughput:MAX 1, CURR,20

SOURce:DATA:TELecom:ETHernet:STReam:QOSMetrics:THRoughput:MAX? 1, CURR Returns 20

:SOURce:DATA:TELecom:ETHernet:STReam:QOSMetrics:OOSequence:RATE?

Description

This query returns QoS metrics maximum Out-Of-Sequence rate value.

At *RST condition, this value is set to 1.0E-02.

Navigation Path: Setup > Test Configurator > Streams > Profile > QoS Metrics - Threshold - Out-Of-Sequence Rate - Maximum

Syntax

:SOURce:DATA:TELecom:ETHernet:STReam:QOSMetrics:OOSequence:RATE? <wsp><Stream>

Parameter(s)

Stream:

The program data syntax for the first parameter is defined as a <DECIMAL NUMERIC PROGRAM DATA> element.

Selects the stream from 1 to 16.

Response Syntax

<Value>

Response(s)

Value:

The response data syntax for the first parameter is defined as a <NR3 NUMERIC RESPONSE DATA> element.

Returns the Out-of- Sequence rate value

Example(s)

SOUR:DATA:TEL:ETH:STR:QOSM:OOS:RATE 1, 1.0E00

SOUR:DATA:TEL:ETH:STR:QOSM:OOS:RATE? 1

Returns: 1.0E00

See Also

SOURce:DATA:TELecom:ETHernet:STReam:QOSMetrics:THRoughput:MAX 1, CURR,20

SOURce:DATA:TELecom:ETHernet:STReam:QOSMetrics:THRoughput:MAX? 1, CURR Returns 20

:SOURce:DATA:TELecom:ETHernet:STReam:QOSMetrics:OOSequence:STATus

Description

This command enables/disables QoS Metrics Out-of-Sequence pass/fail verdict.

At *RST condition, this value is device dependant.

Navigation Path: Setup > Test Configurator > Streams > Profile > QoS Metrics - Pass Fail Verdict - Out-Of-Sequence Count/Rate

Syntax

:SOURce:DATA:TELecom:ETHernet:STReam:QOSMetrics:OOSequence:STATus <wsp><Stream>,[<Type>],[<Status>]

Parameter(s)

Stream:

The program data syntax for the first parameter is defined as a <DECIMAL NUMERIC PROGRAM DATA> element.

Selects the stream from 1 to 16.

Type:

The program data syntax for the second parameter is defined as a <DECIMAL NUMERIC PROGRAM DATA> element.

Selects out of sequence Type.

COUNt selects out of sequence type to COUNt.

RATE selects out of sequence type to RATE.

Status:

The program data syntax for the third parameter is defined as a <BOOLEAN PROGRAM DATA> element.

Sets the QOS Metrics out of sequence status.

ON, Enables QOSMetrics out of sequence.

OFF, Disables QOSMetrics out of sequence.

Response Syntax

<Value>

Example(s)

SOUR:DATA:TEL:ETH:STR:QOSM:OOS:STAT 1, COUN,ON

SOUR:DATA:TEL:ETH:STR:QOSM:OOS:STAT? 1, COUN

Returns: ON

See Also

SOURce:DATA:TELecom:ETHernet:STReam:QOSMetrics:THRoughput:STATus 1, CURR,ON

SOURce:DATA:TELecom:ETHernet:STReam:QOSMetrics:THRoughput:STATus? 1, CURR Returns ON

:SOURce:DATA:TELecom:ETHernet:STReam:QOSMetrics:OOSequence:STATus?

Description

This query returns status of the QoS Metrics Out-of-Sequence pass/fail verdict setting.

At *RST condition, this value is device dependant.

Navigation Path: Setup > Test Configurator > Streams > Profile > QoS Metrics - Pass Fail Verdict - Out-Of-Sequence Count/Rate

Syntax

:SOURce:DATA:TELecom:ETHernet:STReam:QOSMetrics:OOSequence:STATus? <wsp><Stream>,[<Type>]

Parameter(s)

Stream:

The program data syntax for the first parameter is defined as a <DECIMAL NUMERIC PROGRAM DATA> element.

Selects the stream from 1 to 16.

Type:

The program data syntax for the second parameter is defined as a <DECIMAL NUMERIC PROGRAM DATA> element.

Selects out of sequence Type.

COUNt selects out of sequence type to COUNt.

RATE selects out of sequence type to RATE.

Response Syntax

<Status>

Response(s)

Status:

The response data syntax for the first parameter is defined as a <BOOLEAN RESPONSE DATA> element.

Returns the QoS Metrics Out-Of Sequence status.

1, QoS Metrics Out-Of Sequence is enabled.

0, QoS Metrics Out-Of Sequence is disabled.

Example(s)

SOUR:DATA:TEL:ETH:STR:QOSM:OOS:STAT 1, COUN,ON

SOUR:DATA:TEL:ETH:STR:QOSM:OOS:STAT? 1, COUN

Returns: ON

See Also

SOURce:DATA:TELecom:ETHernet:STReam:QOSMetrics:THRoughput:STATus 1, CURR,ON

SOURce:DATA:TELecom:ETHernet:STReam:QOSMetrics:THRoughput:STATus? 1, CURR Returns ON

:SOURce:DATA:TELecom:ETHernet:STReam:QOSMetrics:OOSequence:TYPE

Description

This command sets QoS metrics Out-Of-Sequence type.

At *RST condition, this value is set to count.

Navigation Path: Setup > Test Configurator > Streams > Profile > QoS Metrics > Global Thresholds Type > Out-Of-Sequence

Syntax

:SOURce:DATA:TELecom:ETHernet:STReam:QOSMetrics:OOSequence:TYPE[<wsp><Type>]

Parameter(s)

Type:

The program data syntax for the first parameter is defined as a <CHARACTER PROGRAM DATA> element.

Selects Out of Sequence Type.

COUNt Selects Out of Sequence Type to COUNt.

RATE Selects Out of Sequence Type to RATE.

Response Syntax

<Status>

Example(s)

SOUR:DATA:TEL:ETH:STR:QOSM:OOS:TYPE COUN

SOUR:DATA:TEL:ETH:STR:QOSM:OOS:TYPE?

Returns: COUN

See Also

SOURce:DATA:TELecom:ETHernet:STReam:QOSMetrics:THRoughput:TYPE CURR

SOURce:DATA:TELecom:ETHernet:STReam:QOSMetrics:THRoughput:TYPE? Returns CURR

:SOURce:DATA:TELecom:ETHernet:STReam:QOSMetrics:OOSequence:TYPE?

Description

This query returns QoS metrics Out-Of-Sequence type.

At *RST condition, this value is set to count.

Navigation Path: Setup > Test Configurator > Streams > Profile > QoS Metrics > Global Thresholds Type > Out-Of-Sequence

Syntax

:SOURce:DATA:TELecom:ETHernet:STReam:QOSMetrics:OOSequence:TYPE?

Response Syntax

<TYPE>

Response(s)

TYPE:

The response data syntax for the first parameter is defined as a <CHARACTER RESPONSE DATA> element.

Returns the QoS Metrics Out-Of Sequence Type.

COUNt, returns Out-Of Sequence type as Count.

RATE, returns Out-Of Sequence type as RATE.

Example(s)

SOUR:DATA:TEL:ETH:STR:QOSM:OOS:TYPE COUN

SOUR:DATA:TEL:ETH:STR:QOSM:OOS:TYPE?

Returns: COUN

See Also

SOURce:DATA:TELecom:ETHernet:STReam:QOSMetrics:THRoughput:TYPE CURR

SOURce:DATA:TELecom:ETHernet:STReam:QOSMetrics:THRoughput:TYPE? Returns CURR

:SOURce:DATA:TELecom:ETHernet:STReam:QOSMetrics:THRoughput:MAXimum

Description

This command sets QoS metrics maximum Throughput value.

At *RST condition, this value is set to 100.0.

Navigation Path: Setup > Test Configurator > Streams > Profile > QoS Metrics - Threshold - Throughput - Maximum

Syntax

:SOURce:DATA:TELecom:ETHernet:STReam:QOSMetrics:THRoughput:MAXimum <wsp><Stream>, <Type>, <Value>

Parameter(s)

Stream:

The program data syntax for the first parameter is defined as a <DECIMAL NUMERIC PROGRAM DATA> element.

Selects the stream from 1 to 16.

Type:

The program data syntax for the second parameter is defined as a <CHARACTER PROGRAM DATA> element.

Selects Throughput Type.

AVG: Average

CURRent: Current

Value:

The program data syntax for the third parameter is defined as a <DECIMAL NUMERIC PROGRAM DATA> element.

Sets the maximum throughput value

Choices are from 0.0000 to 107.0000

MAXimum: Biggest supported value

MINimum: Smallest supported value

Response Syntax

<TYPE>

Example(s)

SOUR:DATA:TEL:ETH:STR:QOSM:THR:MAX 1, CURR,20

SOUR:DATA:TEL:ETH:STR:QOSM:THR:MAX? 1, CURR

Returns: 20

See Also

SOURce:DATA:TELecom:ETHernet:STReam:QOSMetrics:OOSequence:RATE 1, 1.0E00

SOURce:DATA:TELecom:ETHernet:STReam:QOSMetrics:OOSequence:RATE? 1 Returns 1.0E00

:SOURce:DATA:TELecom:ETHernet:STReam:QOSMetrics:THRoughput:MAXimum?

Description

This query returns QoS metrics maximum Throughput value.

At *RST condition, this value is set to 100.0.

Navigation Path: Setup > Test Configurator > Streams > Profile > QoS Metrics - Threshold - Throughput - Maximum

Syntax

:SOURce:DATA:TELecom:ETHernet:STReam:QOSMetrics:THRoughput:MAXimum? <wsp><Stream>, <Type>,[<Value>]

Parameter(s)

Stream:

The program data syntax for the first parameter is defined as a <DECIMAL NUMERIC PROGRAM DATA> element.

Selects the stream from 1 to 16.

Type:

The program data syntax for the second parameter is defined as a <CHARACTER PROGRAM DATA> element.

Selects Throughput Type.

AVG: Average

CURRent: Current

Value:

The program data syntax for the third parameter is defined as a <CHARACTER PROGRAM DATA> element.

This parameter is optional.

If no token is specified, the current maximum throughput value is returned.

MAXimum: Biggest supported value

MINimum: Smallest supported value

Response Syntax

<Maximum Throughput Value>

:SOURce:DATA:TELecom:ETHernet:STReam:QOSMetrics:THRoughput:MAXimum?

Response(s)	**Maximum Throughput Value**: The response data syntax for the first parameter is defined as a <NR2 NUMERIC RESPONSE DATA> element. Returns the maximum throughput value
Example(s)	SOUR:DATA:TEL:ETH:STR:QOSM:THR:MAX 1, CURR,20 SOUR:DATA:TEL:ETH:STR:QOSM:THR:MAX? 1, CURR Returns: 20
See Also	SOURce:DATA:TELecom:ETHernet:STReam:QOSMetrics:OOSequence:RATE 1, 1.0E00 SOURce:DATA:TELecom:ETHernet:STReam:QOSMetrics:OOSequence:RATE? 1 Returns 1.0E00

:SOURce:DATA:TELecom:ETHernet:STReam:QOSMetrics:THRoughput:MINimum

Description

This command sets QoS metrics minimum Throughput value.

At *RST condition, this value is set to 100.0.

Navigation Path: Setup > Test Configurator > Streams > Profile > QoS Metrics - Threshold - Throughput - Minimum

Syntax

:SOURce:DATA:TELecom:ETHernet:STReam:QOSMetrics:THRoughput:MINimum <wsp><Stream>, <Type>, <Value>

Parameter(s)

Stream:

The program data syntax for the first parameter is defined as a <DECIMAL NUMERIC PROGRAM DATA> element.

Selects the stream from 1 to 16.

Type:

The program data syntax for the second parameter is defined as a <CHARACTER PROGRAM DATA> element.

Selects Throughput Type.

AVG: Average

CURRent: Current

Value:

The program data syntax for the third parameter is defined as a <DECIMAL NUMERIC PROGRAM DATA> element.

Sets the minimum throughput value

Choices are from 0.0000 to 107.0000

MAXimum: Biggest supported value

MINimum: Smallest supported value

Response Syntax

<Maximum Throughput Value>

Example(s)

SOUR:DATA:TEL:ETH:STR:QOSM:THR:MIN 1, CURR,20

SOUR:DATA:TEL:ETH:STR:QOSM:THR:MIN? 1, CURR

Returns: 20

See Also

SOURce:DATA:TELecom:ETHernet:STReam:QOSMetrics:OOSequence:COUNt 1, 20

SOURce:DATA:TELecom:ETHernet:STReam:QOSMetrics:OOSequence:COUNt? 1 Returns 20

:SOURce:DATA:TELecom:ETHernet:STReam:QOSMetrics:THRoughput:MINimum?

Description

This query returns QoS metrics mimimum Throughput value.

At *RST condition, this value is set to 100.0.

Navigation Path: Setup > Test Configurator > Streams > Profile > QoS Metrics - Threshold - Throughput - Minimum

Syntax

:SOURce:DATA:TELecom:ETHernet:STReam:QOSMetrics:THRoughput:MINimum? <wsp><Stream>, <Type>,[<Value>]

Parameter(s)

Stream:

The program data syntax for the first parameter is defined as a <DECIMAL NUMERIC PROGRAM DATA> element.

Selects the stream from 1 to 16.

Type:

The program data syntax for the second parameter is defined as a <CHARACTER PROGRAM DATA> element.

Selects Throughput Type.

AVG: Average

CURRent: Current

Value:

The program data syntax for the third parameter is defined as a <CHARACTER PROGRAM DATA> element.

This parameter is optional.

If no token is specified, the current minimum throughput value is returned.

MAXimum: Biggest supported value

MINimum: Smallest supported value

Response Syntax

<Minimum Throughput Value>

:SOURce:DATA:TELecom:ETHernet:STReam:QOSMetrics:THRoughput:MINimum?

Response(s)	**Minimum Throughput Value**: The response data syntax for the first parameter is defined as a <NR2 NUMERIC RESPONSE DATA> element. Returns the minimum throughput value
Example(s)	SOUR:DATA:TEL:ETH:STR:QOSM:THR:MIN 1, CURR,20 SOUR:DATA:TEL:ETH:STR:QOSM:THR:MIN? 1, CURR Returns: 20
See Also	SOURce:DATA:TELecom:ETHernet:STReam:QOSMetrics:OOSequence:COUNt 1, 20 SOURce:DATA:TELecom:ETHernet:STReam:QOSMetrics:OOSequence:COUNt? 1 Returns 20

:SOURce:DATA:TELecom:ETHernet:STReam:QOSMetrics:THRoughput:STATus

Description

This command enables/disables Throughput pass/fail verdict.

At *RST condition, this value is device dependant.

Navigation Path: Setup > Test Configurator > Streams > Profile > QoS Metrics - Pass Fail Verdict - Throughput

Syntax

:SOURce:DATA:TELecom:ETHernet:STReam:QOSMetrics:THRoughput:STATus <wsp><Stream>,[<Type>],[<Status>]

Parameter(s)

Stream:

The program data syntax for the first parameter is defined as a <DECIMAL NUMERIC PROGRAM DATA> element.

Selects the stream from 1 to 16.

Type:

The program data syntax for the second parameter is defined as a <DECIMAL NUMERIC PROGRAM DATA> element.

Selects Throughput Type.

AVG: Average

CURRent: Current

Status:

The program data syntax for the third parameter is defined as a <BOOLEAN PROGRAM DATA> element.

Sets the QOSmetrics Throughput status ON | OFF.

ON,Enables the QOSmetrics Throughput.

OFF,Disables the QOSmetrics Throughput.

Response Syntax

<Minimum Throughput Value>

Example(s)

SOUR:DATA:TEL:ETH:STR:QOSM:THR:STAT 1, CURR,ON

SOUR:DATA:TEL:ETH:STR:QOSM:THR:STAT? 1, CURR

Returns: ON

See Also

SOURce:DATA:TELecom:ETHernet:STReam:QOSMetrics:OOSequence:STATus 1, COUNt,ON

SOURce:DATA:TELecom:ETHernet:STReam:QOSMetrics:OOSequence:STATus? 1, COUNt
Returns ON

:SOURce:DATA:TELecom:ETHernet:STReam:QOSMetrics:THRoughput:STATus?

Description

This query returns status of QoS metrics Throughput pass/fail verdict setting.

At *RST condition, this value is device dependant.

Navigation Path: Setup > Test Configurator > Streams > Profile > QoS Metrics - Pass Fail Verdict - Throughput

Syntax

:SOURce:DATA:TELecom:ETHernet:STReam:QOSMetrics:THRoughput:STATus? <wsp><Stream>,[<Type>]

Parameter(s)

Stream:

The program data syntax for the first parameter is defined as a <DECIMAL NUMERIC PROGRAM DATA> element.

Selects the stream from 1 to 16.

Type:

The program data syntax for the second parameter is defined as a <DECIMAL NUMERIC PROGRAM DATA> element.

Selects Throughput Type.

AVG: Average

CURRent: Current

Response Syntax

<Status>

Response(s)

Status:

The response data syntax for the first parameter is defined as a <BOOLEAN RESPONSE DATA> element.

Returns the QoS Metrics throughput Status.

1, QoS Metrics throughput is enabled.

0, QoS Metrics throughput is disabled.

Example(s)

SOUR:DATA:TEL:ETH:STR:QOSM:THR:STAT 1, CURR,ON

SOUR:DATA:TEL:ETH:STR:QOSM:THR:STAT? 1, CURR

Returns: ON

See Also

SOURce:DATA:TELecom:ETHernet:STReam:QOSMetrics:OOSequence:STATus 1, COUNt,ON

SOURce:DATA:TELecom:ETHernet:STReam:QOSMetrics:OOSequence:STATus? 1, COUNt
Returns ON

:SOURce:DATA:TELecom:ETHernet:STReam:QOSMetrics:THRoughput:TYPE

Description

This command sets QoS metrics Throughput Type.

At *RST condition, this value is set to Average Throughput.

Navigation Path: Setup > Test Configurator > Streams > Profile > QoS Metrics > Global Thresholds Type > Throughput

Syntax

:SOURce:DATA:TELecom:ETHernet:STReam:QOSMetrics:THRoughput:TYPE <wsp><Type>

Parameter(s)

Type:

The program data syntax for the first parameter is defined as a <CHARACTER PROGRAM DATA> element.

Selects Throughput Type.

AVERAGE, sets throughput type to AVERAGE

CURRent, sets throughput type to CURRENT

Response Syntax

<Status>

Example(s)

SOUR:DATA:TEL:ETH:STR:QOSM:THR:TYPE CURR

SOUR:DATA:TEL:ETH:STR:QOSM:THR:TYPE?

Returns: CURR

See Also

SOURce:DATA:TELecom:ETHernet:STReam:QOSMetrics:OOSequence:TYPE COUNt

SOURce:DATA:TELecom:ETHernet:STReam:QOSMetrics:OOSequence:TYPE? 1, 1 Returns COUNt

:SOURce:DATA:TELecom:ETHernet:STReam:QOSMetrics:THRoughput:TYPE?

Description

This query returns QoS metrics Throughput Type.

At *RST condition, this value is set to Average Throughput.

Navigation Path: Setup > Test Configurator > Streams > Profile > QoS Metrics > Global Thresholds Type > Throughput

Syntax

:SOURce:DATA:TELecom:ETHernet:STReam:QOSMetrics:THRoughput:TYPE?

Response Syntax

<TYPE>

Response(s)

TYPE:

The response data syntax for the first parameter is defined as a <CHARACTER RESPONSE DATA> element.

Returns the QoS Metrics throughput TYPE

AVG, returns throughput type as Average.

CURRENT, returns Throughput type as Current.

Example(s)

SOUR:DATA:TEL:ETH:STR:QOSM:THR:TYPE CURR

SOUR:DATA:TEL:ETH:STR:QOSM:THR:TYPE?

Returns: CURR

See Also

SOURce:DATA:TELecom:ETHernet:STReam:QOSMetrics:OOSequence:TYPE COUNt

SOURce:DATA:TELecom:ETHernet:STReam:QOSMetrics:OOSequence:TYPE? 1, 1 Returns COUNt

:SOURce:DATA:TELecom:ETHernet:STReam:TRAnsmit:MODE

Description

This command sets the Transmit Mode.

At *RST condition, this value is set to Continuous.

Navigation Path: Setup > Test Configurator > Streams > Profile > Shaping - TX Mode

Syntax

:SOURce:DATA:TELecom:ETHernet:STReam:TRAnsmit:MODE <wsp><Mode>

Parameter(s)

Mode:

The program data syntax for the first parameter is defined as a <CHARACTER PROGRAM DATA> element.

Sets the transmit mode for the stream CONFig.

CONTinuous: Continuous

NFRame: Number of frames

Response Syntax

<TYPE>

Example(s)

SOUR:DATA:TEL:ETH:STR:TRAN:MODE CONTINUOUS

SOUR:DATA:TEL:ETH:STR:TRAN:MODE?

Returns: CONTINUOUS

See Also

SOURce:DATA:TELecom:ETHernet:STReam:TRANsmit:MODE?

:SOURce:DATA:TELecom:ETHernet:STReam:TRAnsmit:MODE?

Description
This query returns the Transmit Mode.
At *RST condition, this value is set to Continuous.
Navigation Path: Setup > Test Configurator > Streams > Profile > Shaping - TX Mode

Syntax
:SOURce:DATA:TELecom:ETHernet:STReam:TRAnsmit:MODE?

Response Syntax
<Mode>

Response(s)
Mode:
The response data syntax for the first parameter is defined as a <CHARACTER RESPONSE DATA> element.
Returns the transmit mode of the stream CONFig.
CONtinuous, indicates Continuous as the transmit mode.
NFRame, indicates Number of frames as the transmit mode.

Example(s)
SOUR:DATA:TEL:ETH:STR:TRAN:MODE CONTINUOUS
SOUR:DATA:TEL:ETH:STR:TRAN:MODE?
Returns: CONTINUOUS

See Also
SOURce:DATA:TELecom:ETHernet:STReam:TRANsmit:MODE?

:SOURce:DATA:TELecom:ETHernet:STReam:TRAnsmit:NFRame

Description

This command sets the number of frames.

At *RST condition, this value is set to 1.

Navigation Path: Setup > Test Configurator > Streams > Profile > Shaping - Frame Count

Syntax

:SOURce:DATA:TELecom:ETHernet:STReam:TRAnsmit:NFRame <wsp><Size>

Parameter(s)

Size:

The program data syntax for the first parameter is defined as a <DECIMAL NUMERIC PROGRAM DATA> element.

Selects the number of frames.

MAXimum: Biggest supported value

MINimum: Smallest supported value

Response Syntax

<Mode>

Example(s)

SOUR:DATA:TEL:ETH:STR:TRAN:NFR 100

SOUR:DATA:TEL:ETH:STR:TRAN:NFR?

Returns: 100

See Also

SOURce:DATA:TELecom:ETHernet:STReam:TRANsmit:NFRame?

:SOURce:DATA:TELecom:ETHernet:STReam:TRAnsmit:NFRame?

Description	This query returns the number of frames. At *RST condition, this value is set to 1. Navigation Path: Setup > Test Configurator > Streams > Profile > Shaping - Frame Count
Syntax	:SOURce:DATA:TELecom:ETHernet:STReam:TRAnsmit:NFRame?
Response Syntax	<Frame>
Response(s)	**Frame**: The response data syntax for the first parameter is defined as a <NR1 NUMERIC RESPONSE DATA> element. Returns the number of frames for each traffic type. MAXimum, indicates maximum as number of frames. MINimum, indicates minimum as number of frames.
Example(s)	SOUR:DATA:TEL:ETH:STR:TRAN:NFR 100 SOUR:DATA:TEL:ETH:STR:TRAN:NFR? Returns: 100
See Also	SOURce:DATA:TELecom:ETHernet:STReam:TRANsmit:NFRame

:SOURce:DATA:TELecom:ETHernet:TOTal:BANDwidth?

Description

This query returns the total available bandwidth value for all configured traffic streams.

At *RST condition, this value is device dependent.

Navigation Path: Setup > Test Configurator > Streams > Profile > Shaping - Link Capacity.

Syntax

:SOURce:DATA:TELecom:ETHernet:TOTal:BANDwidth?

Response Syntax

<Bandwidth>

Response(s)

Bandwidth:

The response data syntax for the first parameter is defined as a <NR2 NUMERIC RESPONSE DATA> element.

Returns the total available bandwidth.

Example(s)

SOUR:DATA:TEL:ETH:TOT:BAND?

See Also

SOURce:DATA:TELecom:ETHernet:ENABled:BANDwidth?

Streams - Profile (Profile)

:SOURce:DATA:TELecom:ETHernet:STReam:CODec:VIDeo

Description

This command sets the Video Codec for the selected traffic stream/service.

At *RST condition, this value is set to SDTVMPEG2.

Navigation Path: Setup > Test Configurator > Streams/Services > Profile > Profile - Profile > Video Codec

Syntax

:SOURce:DATA:TELecom:ETHernet:STReam:CODec:VIDeo <wsp><Tgen>, <Profile>

Parameter(s)

Tgen:

The program data syntax for the first parameter is defined as a <DECIMAL NUMERIC PROGRAM DATA> element.

Selects the stream from 1 to 16.

Profile:

The program data syntax for the second parameter is defined as a <CHARACTER PROGRAM DATA> element.

Sets the video codec type for the selected stream.

SDTVMPEG2: SDTV (MPEG-2)

HDTVMPEG2: HDTV (MPEG-2)

HDTVMPEG4: HDTV (MPEG-4)

Response Syntax

<Time>

Example(s)

SOUR:DATA:TEL:ETH:STR:PROF:TYPE 2,VDEO

SOUR:DATA:TEL:ETH:STR:COD:VID 2,SDTVMPEG2

SOUR:DATA:TEL:ETH:STR:COD:VID? 2

Returns: SDTVMPEG2

See Also

SOURce:DATA:TELecom:ETHernet:STReam:CODec:VIDeo?

:SOURce:DATA:TELecom:ETHernet:STReam:CODec:VIDeo:CHANnels

Description

This command sets the number of channels for the selected traffic stream/service.

At *RST condition, this value is set to 1.

Navigation Path: Setup > Test Configurator > Streams/Services > Profile > Profile - Profile > Number Of Channels

Syntax

:SOURce:DATA:TELecom:ETHernet:STReam:CODec:VIDeo:CHANnels <wsp><Stream>, <Channels>

Parameter(s)

Stream:

The program data syntax for the first parameter is defined as a <DECIMAL NUMERIC PROGRAM DATA> element.

Traffic Gen and Mon - Selects the stream from 1 to 16.

EtherSAM - Selects the service from 1 to 10.

Channels:

The program data syntax for the second parameter is defined as a <DECIMAL NUMERIC PROGRAM DATA> element.

Selects the number of channels.

VG711: VG711 jitter packet type

VG723: VG723 jitter packet type

VG729: VG729 jitter packet type

MAXimum: Biggest supported value

MINimum: Smallest supported value

UDEFined: User Defined jitter packet type

Response Syntax

<Time>

Example(s)

SOUR:DATA:TEL:ETH:STR:PROF:TYPE 2,VIDeo

SOUR:DATA:TEL:ETH:STR:COD:VID 2,SDTVMPEG2

SOUR:DATA:TEL:ETH:STR:COD:VID:CHAN 2,20

SOUR:DATA:TEL:ETH:STR:COD:VID:CHAN? 2

Returns: 20

See Also

SOURce:DATA:TELecom:ETHernet:STReam:MODE?

:SOURce:DATA:TELecom:ETHernet:STReam:CODec:VIDeo:CHANnels?

Description

This query returns the number of channels for the selected traffic stream/service.

At *RST condition, this value is set to 1.

Navigation Path: Setup > Test Configurator > Streams/Services > Profile > Profile - Profile > Number Of Channels

Syntax

:SOURce:DATA:TELecom:ETHernet:STReam:CODec:VIDeo:CHANnels? <wsp><Stream>,[<MIN/MAX>]

Parameter(s)

Stream:

The program data syntax for the first parameter is defined as a <DECIMAL NUMERIC PROGRAM DATA> element.

Traffic Gen and Mon - Selects the stream from 1 to 16.

EtherSAM - Selects the service from 1 to 10.

MIN/MAX:

The program data syntax for the second parameter is defined as a <CHARACTER PROGRAM DATA> element.

MAXimum: Biggest supported value

MINimum: Smallest supported value

Response Syntax

<Channels>

Response(s)

Channels:

The response data syntax for the first parameter is defined as a <NR1 NUMERIC RESPONSE DATA> element.

Returns the number of channels.

Example(s)

SOUR:DATA:TEL:ETH:STR:PROF:TYPE 2,VIDeo

SOUR:DATA:TEL:ETH:STR:COD:VID 2,SDTVMPEG2

SOUR:DATA:TEL:ETH:STR:COD:VID:CHAN 2,20

SOUR:DATA:TEL:ETH:STR:COD:VID:CHAN? 2

Returns: 20

See Also

SOURce:DATA:TELecom:ETHernet:STReam:CODec:VIDeo?

:SOURce:DATA:TELecom:ETHernet:STReam:CODec:VIDeo?

Description

This query returns the Video Codec for the selected traffic stream/service.

At *RST condition, this value is set to SDTVMPEG2.

Navigation Path: Setup > Test Configurator > Streams/Services > Profile > Profile - Profile > Video Codec

Syntax

:SOURce:DATA:TELecom:ETHernet:STReam:CODec:VIDeo? <wsp><Tgen>

Parameter(s)

Tgen:

The program data syntax for the first parameter is defined as a <DECIMAL NUMERIC PROGRAM DATA> element.

Selects the stream from 1 to 16.

Response Syntax

<Codec>

Response(s)

Codec:

The response data syntax for the first parameter is defined as a <CHARACTER RESPONSE DATA> element.

Returns the video codec type for the selected stream.

SDTVMPEG2, SDTV (MPEG-2) is selected as video codec type.

HDTVMPEG2, HDTV (MPEG-2) is selected as video codec type.

HDTVMPEG4, HDTV (MPEG-4) is selected as video codec type.

Example(s)

SOUR:DATA:TEL:ETH:STR:PROF:TYPE 2,VIDeo

SOUR:DATA:TEL:ETH:STR:COD:VID 2,SDTVMPEG2

SOUR:DATA:TEL:ETH:STR:COD:VID? 2

Returns: SDTVMPEG2

See Also

SOURce:DATA:TELecom:ETHernet:STReam:CODec:VIDeo

:SOURce:DATA:TELecom:ETHernet:STReam:CODec:VOICe

Description

This command sets the voice codec for the selected traffic stream/service.

At *RST condition, this value is set to VG711.

Navigation Path: Setup > Test Configurator > Streams/Services > Profile > Profile - Profile > Voice Codec

Syntax

:SOURce:DATA:TELecom:ETHernet:STReam:CODec:VOICe <wsp><Tgen>, <Voice>

Parameter(s)

Tgen:

The program data syntax for the first parameter is defined as a <DECIMAL NUMERIC PROGRAM DATA> element.

Selects the stream from 1 to 16.

Voice:

The program data syntax for the second parameter is defined as a <CHARACTER PROGRAM DATA> element.

Sets the voice codec for the selected traffic stream.

VG711: VG711.

VG723: VG723.

VG729: VG729.

Response Syntax

<Codec>

Example(s)

SOUR:DATA:TEL:ETH:STR:COD:VOIC 2,VG723

SOUR:DATA:TEL:ETH:STR:COD:VOIC? 2

Returns: VG723

See Also

SOURce:DATA:TELecom:ETHernet:STReam:PROFile:TYPE

:SOURce:DATA:TELecom:ETHernet:STReam:CODec:VOICe:CALLs

Description

This command sets the number of calls for the selected traffic stream/service.

At *RST condition, this value is set to 10.

Navigation Path: Setup > Test Configurator > Streams/Services > Profile > Profile - Profile > Number of Calls

Syntax

:SOURce:DATA:TELecom:ETHernet:STReam:CODec:VOICe:CALLs <wsp><Tgen>, <Calls>

Parameter(s)

Tgen:

The program data syntax for the first parameter is defined as a <DECIMAL NUMERIC PROGRAM DATA> element.

Selects the stream from 1 to 16.

Calls:

The program data syntax for the second parameter is defined as a <DECIMAL NUMERIC PROGRAM DATA> element.

Sets the number of calls.

Response Syntax

<Codec>

Example(s)

SOUR:DATA:TEL:ETH:STR:COD:VOIC 2,VG723

SOUR:DATA:TEL:ETH:STR:COD:VOIC:CALL 2,20

SOUR:DATA:TEL:ETH:STR:COD:VOIC:CALL? 2

Returns: 20

See Also

SOURce:DATA:TELecom:ETHernet:STReam:CODec:VIDeo:CHANnels

:SOURce:DATA:TELecom:ETHernet:STReam:CODec:VOICe:CALLs?

Description

This query returns the number of calls for the selected traffic stream/service.

At *RST condition, this value is set to 10.

Navigation Path: Setup > Test Configurator > Streams/Services > Profile > Profile - Profile > Number of Calls

Syntax

:SOURce:DATA:TELecom:ETHernet:STReam:CODec:VOICe:CALLs? <wsp><Tgen>,[<Value>]

Parameter(s)

Tgen:

The program data syntax for the first parameter is defined as a <DECIMAL NUMERIC PROGRAM DATA> element.

Selects the stream from 1 to 16.

Value:

The program data syntax for the second parameter is defined as a <CHARACTER PROGRAM DATA> element.

Response Syntax

<Calls>

Response(s)

Calls:

The response data syntax for the first parameter is defined as a <NR1 NUMERIC RESPONSE DATA> element.

Returns the number of calls.

Example(s)

SOUR:DATA:TEL:ETH:STR:COD:VOIC 2,VG723

SOUR:DATA:TEL:ETH:STR:COD:VOIC:CALL 2,20

SOUR:DATA:TEL:ETH:STR:COD:VOIC:CALL? 2

Returns: 20

See Also

SOURce:DATA:TELecom:ETHernet:STReam:CODec:VIDeo:CHANnels?

:SOURce:DATA:TELecom:ETHernet:STReam:CODec:VOICe?

Description

This query returns the selected voice codec for the selected traffic stream/service.

At *RST condition, this value is set to VG711.

Navigation Path: Setup > Test Configurator > Streams/Services > Profile > Profile - Profile > Voice Codec

Syntax

:SOURce:DATA:TELecom:ETHernet:STReam:CODec:VOICe? <wsp><Tgen>

Parameter(s)

Tgen:

The program data syntax for the first parameter is defined as a <DECIMAL NUMERIC PROGRAM DATA> element.

Selects the stream from 1 to 16.

Response Syntax

<Voice>

Response(s)

Voice:

The response data syntax for the first parameter is defined as a <CHARACTER RESPONSE DATA> element.

Returns the voice codec.

VG711, VG711 is selected.

VG723, VG723 is selected.

VG729, VG729 is selected.

Example(s)

SOUR:DATA:TEL:ETH:STR:COD:VOIC 2,VG723

SOUR:DATA:TEL:ETH:STR:COD:VOIC? 2

Returns: VG723

See Also

SOURce:DATA:TELecom:ETHernet:STReam:PROFile:TYPE?

:SOURce:DATA:TELecom:ETHernet:STReam:PROFile:TYPE

Description

This command sets the profile type for the selected traffic stream/service.

At *RST condition, this value is set to Data.

Navigation Path: Setup > Test Configurator > Streams/Services > Profile > Profile - Profile > Voice/Video/Data

Syntax

:SOURce:DATA:TELecom:ETHernet:STReam:PROFile:TYPE <wsp><Tgen>, <Profile>

Parameter(s)

Tgen:

The program data syntax for the first parameter is defined as a <DECIMAL NUMERIC PROGRAM DATA> element.

Selects the stream from 1 to 16.

Profile:

The program data syntax for the second parameter is defined as a <CHARACTER PROGRAM DATA> element.

Sets the profile type.

VOICe: Voice

VIDeo: Video

DATA: Data

Response Syntax

<Voice>

Example(s)

SOUR:DATA:TEL:ETH:STR:PROF:TYPE 2,VOICE

SOUR:DATA:TEL:ETH:STR:PROF:TYPE? 2

Returns: VOICE

See Also

SOURce:DATA:TELecom:ETHernet:STReam:CODec:VOICe

:SOURce:DATA:TELecom:ETHernet:STReam:PROFile:TYPE?

Description

This query returns the profile type for the selected traffic stream/service.

At *RST condition, this value is set to Data.

Navigation Path: Setup > Test Configurator > Streams/Services > Profile > Profile - Profile > Voice/Video/Data

Syntax

:SOURce:DATA:TELecom:ETHernet:STReam:PROFile:TYPE? <wsp><Tgen>

Parameter(s)

Tgen:

The program data syntax for the first parameter is defined as a <DECIMAL NUMERIC PROGRAM DATA> element.

Selects the stream from 1 to 16.

Response Syntax

<Profile>

Response(s)

Profile:

The response data syntax for the first parameter is defined as a <CHARACTER RESPONSE DATA> element.

Returns the profile type.

VOICe, Voice as profile type is selected.

VIDeo, Video as profile type is selected.

DATA, Data as profile type is selected.

Example(s)

SOUR:DATA:TEL:ETH:STR:PROF:TYPE 2,VOIC

SOUR:DATA:TEL:ETH:STR:PROF:TYPE? 2

Returns: VOICE

See Also

SOURce:DATA:TELecom:ETHernet:STReam:CODec:VOICe?

Shaping

:SOURce:DATA:TELecom:ETHernet:STReam:BURSt:BANDwidth

Description

This command sets the burst bandwidth for the selected traffic stream.

At *RST condition, this value is set to 50.

Navigation Path: Setup > Test Configurator > Streams > Profile > Shaping - Shaping > Burst Duty Cycle

Syntax

:SOURce:DATA:TELecom:ETHernet:STReam:BURSt:BANDwidth[<wsp><Tgen>], <Bandwidth>

Parameter(s)

Tgen:

The program data syntax for the first parameter is defined as a <DECIMAL NUMERIC PROGRAM DATA> element.

Selects the stream from 1 to 16.

Bandwidth:

The program data syntax for the second parameter is defined as a <DECIMAL NUMERIC PROGRAM DATA> element.

Set the bandwidth in percentage.

Choices are 1 through 100%.

MAXimum: Biggest supported value

MINimum: Smallest supported value

DEFault: Default value

Response Syntax

<Mode>

Example(s)

SOUR:DATA:TEL:ETH:STR:MODE 1, BURS

SOUR:DATA:TEL:ETH:STR:BURS:BAND 1, 100

SOUR:DATA:TEL:ETH:STR:BURS:BAND? 1

Returns: 100

See Also

SOURce:DATA:TELecom:ETHernet:STReam:MODE

:SOURce:DATA:TELecom:ETHernet:STReam:BURSt:BANDwidth?

Description

This query returns the burst bandwidth for the selected traffic stream.

At *RST condition, this value is set to 50.

Navigation Path: Setup > Test Configurator > Streams > Profile > Shaping - Shaping > Burst Duty Cycle

Syntax

:SOURce:DATA:TELecom:ETHernet:STReam:BURSt:BANDwidth?[<wsp><Tgen>],[<Bandwidth>]

Parameter(s)

Tgen:

The program data syntax for the first parameter is defined as a <DECIMAL NUMERIC PROGRAM DATA> element.

Selects the stream from 1 to 16.

Bandwidth:

The program data syntax for the second parameter is defined as a <CHARACTER PROGRAM DATA> element.

This parameter is optional. If no token is specified, the current bandwidth is returned.

MAXimum: Biggest supported value

MINimum: Smallest supported value

DEFault: Default value

Response Syntax

<Bandwidth>

Response(s)

Bandwidth:

The response data syntax for the first parameter is defined as a <NR2 NUMERIC RESPONSE DATA> element.

Returns the burst bandwidth from 1 to 100 in percentage.

Example(s)

SOUR:DATA:TEL:ETH:STR:MODE 1, BURS

SOUR:DATA:TEL:ETH:STR:BURS:BAND 1, 100

SOUR:DATA:TEL:ETH:STR:BURS:BAND? 1

Returns: 100

See Also

SOURce:DATA:TELecom:ETHernet:STReam:MODE?

:SOURce:DATA:TELecom:ETHernet:STReam:BURSt:COUNt

Description

This command sets the number of burst count for the selected traffic stream.

At *RST condition, this value is set to 1.

Navigation Path: Setup > Test Configurator > Streams > Profile > Shaping - Shaping > Burst Count

Syntax

:SOURce:DATA:TELecom:ETHernet:STReam:BURSt:COUNt <wsp><Tgen>, <Count>

Parameter(s)

Tgen:

The program data syntax for the first parameter is defined as a <DECIMAL NUMERIC PROGRAM DATA> element.

Selects the stream from 1 to 16.

Count:

The program data syntax for the second parameter is defined as a <DECIMAL NUMERIC PROGRAM DATA> element.

Set the number of the burst count.

Choices are 1 through 255.

MAXimum: Biggest supported value

MINimum: Smallest supported value

DEFault: Default value

Response Syntax

<Bandwidth>

Example(s)

SOUR:DATA:TEL:ETH:STR:MODE 1, BURS

SOUR:DATA:TEL:ETH:STR:BURS:COUN 1, 50

SOUR:DATA:TEL:ETH:STR:BURS:COUN? 1

Returns: 50

See Also

SOURce:DATA:TELecom:ETHernet:STReam:BURSt:BANDwidth

:SOURce:DATA:TELecom:ETHernet:STReam:BURSt:COUNt?

Description

This query returns the number of burst count for the selected traffic stream.

At *RST condition, this value is set to 1.

Navigation Path: Setup > Test Configurator > Streams > Profile > Shaping - Shaping > Burst Count

Syntax

:SOURce:DATA:TELecom:ETHernet:STReam:BURSt:COUNt? <wsp><Tgen>,[<Count>]

Parameter(s)

Tgen:

The program data syntax for the first parameter is defined as a <DECIMAL NUMERIC PROGRAM DATA> element.

Selects the stream from 1 to 16.

Count:

The program data syntax for the second parameter is defined as a <CHARACTER PROGRAM DATA> element.

This parameter is optional. If no token is specified, the current burst count is returned.

MAXimum: Biggest supported value

MINimum: Smallest supported value

DEFault: Default value

Response Syntax

<Count>

Response(s)

Count:

The response data syntax for the first parameter is defined as a <NR1 NUMERIC RESPONSE DATA> element.

Returns the burst count.

Example(s)

SOUR:DATA:TEL:ETH:STR:MODE 1, BURS

SOUR:DATA:TEL:ETH:STR:BURS:COUN 1, 50

SOUR:DATA:TEL:ETH:STR:BURS:COUN? 1

Returns: 50

See Also

SOURce:DATA:TELecom:ETHernet:STReam:BURSt:BANDwidth?

:SOURce:DATA:TELecom:ETHernet:STReam:BURSt:TIME

Description

This command sets the burst period for the selected traffic stream.

At *RST condition, this value is set to 1000.

Navigation Path: Setup > Test Configurator > Streams > Profile > Shaping - Shaping > Period

Syntax

:SOURce:DATA:TELecom:ETHernet:STReam:BURSt:TIME <wsp><Tgen>, <Period>

Parameter(s)

Tgen:

The program data syntax for the first parameter is defined as a <DECIMAL NUMERIC PROGRAM DATA> element.

Selects the stream from 1 to 16.

Period:

The program data syntax for the second parameter is defined as a <DECIMAL NUMERIC PROGRAM DATA> element.

Selects the burst time.

Choices are 1 to 8000 milliseconds.

MAXimum: Biggest supported value

MINimum: Smallest supported value

DEFault: Default value

Response Syntax

<Count>

Example(s)

SOUR:DATA:TEL:ETH:STR:MODE 1, BURS

SOUR:DATA:TEL:ETH:STR:BURS:TIME 1, 50

SOUR:DATA:TEL:ETH:STR:BURS:TIME? 1

Returns: 50

See Also

SOURce:DATA:TELecom:ETHernet:STReam:BURSt:COUNt

:SOURce:DATA:TELecom:ETHernet:STReam:BURSt:TIME?

Description

This query returns the duration of burst for the selected traffic stream.

At *RST condition, this value is set to 1000.

Navigation Path: Setup > Test Configurator > Streams > Profile > Shaping - Shaping > Period

Syntax

:SOURce:DATA:TELecom:ETHernet:STReam:BURSt:TIME? <wsp><Tgen>,[<Period>]

Parameter(s)

Tgen:

The program data syntax for the first parameter is defined as a <DECIMAL NUMERIC PROGRAM DATA> element.

Selects the stream from 1 to 16.

Period:

The program data syntax for the second parameter is defined as a <CHARACTER PROGRAM DATA> element.

This parameter is optional. If no token is specified, the current burst period is returned.

MAXimum: Biggest supported value

MINimum: Smallest supported value

DEFault: Default value

Response Syntax

<Time>

Response(s)

Time:

The response data syntax for the first parameter is defined as a <NR2 NUMERIC RESPONSE DATA> element.

Returns burst time.

Example(s)

SOUR:DATA:TEL:ETH:STR:MODE 1, BURS

SOUR:DATA:TEL:ETH:STR:BURS:TIME 1, 50

SOUR:DATA:TEL:ETH:STR:BURS:TIME? 1

Returns: 50

See Also

SOURce:DATA:TELecom:ETHernet:STReam:BURSt:COUNt?

:SOURce:DATA:TELecom:ETHernet:STReam:RAMP:COUNt

Description

This command sets the ramp cycle count for the selected traffic stream.

At *RST condition, this value is set to 1.

Navigation Path: Setup > Test Configurator > Streams > Profile > Shaping - Shaping > Ramp Cycle Count

Syntax

:SOURce:DATA:TELecom:ETHernet:STReam:RAMP:COUNt <wsp><Tgen>, <Count>

Parameter(s)

Tgen:

The program data syntax for the first parameter is defined as a <DECIMAL NUMERIC PROGRAM DATA> element.

Selects the stream from 1 to 16.

Count:

The program data syntax for the second parameter is defined as a <DECIMAL NUMERIC PROGRAM DATA> element.

Selects the ramp cycle count. Choices are 1 through 225.

MAXimum: Biggest supported value.

MINimum: Smallest supported value.

DEFault: Default value.

Response Syntax

<Time>

Example(s)

SOUR:DATA:TEL:ETH:STR:MODE 1, RAMP

SOUR:DATA:TEL:ETH:STR:RAMP:COUN 1, 20

SOUR:DATA:TEL:ETH:STR:RAMP:COUN? 1

Returns: 20

See Also

SOURce:DATA:TELecom:ETHernet:STReam:BURSt:COUNt?

:SOURce:DATA:TELecom:ETHernet:STReam:RAMP:COUNt?

Description

This query returns the number of ramp cycle count for the selected traffic stream.

At *RST condition, this value is set to 1.

Navigation Path: Setup > Test Configurator > Streams > Profile > Shaping - Shaping > Ramp Cycle Count

Syntax

:SOURce:DATA:TELecom:ETHernet:STReam:RAMP:COUNt? <wsp><Tgen>,[<Count>]

Parameter(s)

Tgen:

The program data syntax for the first parameter is defined as a <DECIMAL NUMERIC PROGRAM DATA> element.

Selects the stream from 1 to 16.

Count:

The program data syntax for the second parameter is defined as a <CHARACTER PROGRAM DATA> element.

This parameter is optional. If no token is specified, the current value is returned.

MAXimum: Biggest supported value.

MINimum: Smallest supported value.

DEFault: Default value.

Response Syntax

<Count>

Response(s)

Count:

The response data syntax for the first parameter is defined as a <NR1 NUMERIC RESPONSE DATA> element.

Returns the ramp count value.

Example(s)

SOUR:DATA:TEL:ETH:STR:MODE 1, RAMP

SOUR:DATA:TEL:ETH:STR:RAMP:COUN 1, 20

SOUR:DATA:TEL:ETH:STR:RAMP:COUN? 1

Returns: 20

See Also

SOURce:DATA:TELecom:ETHernet:STReam:MODE

:SOURce:DATA:TELecom:ETHernet:STReam:RAMP:STEP

Description

This command sets the number of ramp steps for the selected traffic stream.

At *RST condition, this value is set to 10.

Navigation Path: Setup > Test Configurator > Streams > Profile > Shaping - Shaping > Ramp Nb. Of Steps

Syntax

:SOURce:DATA:TELecom:ETHernet:STReam:RAMP:STEP <wsp><Tgen>, <Step>

Parameter(s)

Tgen:

The program data syntax for the first parameter is defined as a <DECIMAL NUMERIC PROGRAM DATA> element.

Selects the stream from 1 to 16.

Step:

The program data syntax for the second parameter is defined as a <DECIMAL NUMERIC PROGRAM DATA> element.

Set the step for the ramp. Choices are 2 through 100.

MAXimum: Biggest supported value.

MINimum: Smallest supported value.

DEFault: Default value.

Response Syntax

<Count>

Example(s)

SOUR:DATA:TEL:ETH:STR:MODE 1, RAMP

SOUR:DATA:TEL:ETH:STR:RAMP:STEP 1, 50

SOUR:DATA:TEL:ETH:STR:RAMP:STEP? 1

Returns: 50

See Also

SOURce:DATA:TELecom:ETHernet:STReam:MODE

:SOURce:DATA:TELecom:ETHernet:STReam:RAMP:STEP?

Description

This query returns the number of ramp steps for the selected traffic stream.

At *RST condition, this value is set to 10.

Navigation Path: Setup > Test Configurator > Streams > Profile > Shaping - Shaping > Ramp Nb. Of Steps

Syntax

:SOURce:DATA:TELecom:ETHernet:STReam:RAMP:STEP? <wsp><Tgen>,[<Step>]

Parameter(s)

Tgen:

The program data syntax for the first parameter is defined as a <DECIMAL NUMERIC PROGRAM DATA> element.

Selects the stream from 1 to 16.

Step:

The program data syntax for the second parameter is defined as a <CHARACTER PROGRAM DATA> element.

This parameter is optional. If no token is specified, the current value is returned.

MAXimum: Biggest supported value.

MINimum: Smallest supported value.

DEFault: Default value.

Response Syntax

<Step>

Response(s)

Step:

The response data syntax for the first parameter is defined as a <NR1 NUMERIC RESPONSE DATA> element.

Returns the ramp step value.

Example(s)

SOUR:DATA:TEL:ETH:STR:MODE 1, RAMP

SOUR:DATA:TEL:ETH:STR:RAMP:STEP 1, 50

SOUR:DATA:TEL:ETH:STR:RAMP:STEP? 1

Returns: 50

See Also

SOURce:DATA:TELecom:ETHernet:STReam:MODE?

:SOURce:DATA:TELecom:ETHernet:STReam:RAMP:TIME

Description

This command sets the ramp step time for the selected traffic stream.

At *RST condition, this value is set to 1000.

Navigation Path: Setup > Test Configurator > Streams > Profile > Shaping - Shaping > Step Time

Syntax

:SOURce:DATA:TELecom:ETHernet:STReam:RAMP:TIME <wsp><Tgen>, <Time>

Parameter(s)

Tgen:

The program data syntax for the first parameter is defined as a <DECIMAL NUMERIC PROGRAM DATA> element.

Selects the stream from 1 to 16.

Time:

The program data syntax for the second parameter is defined as a <DECIMAL NUMERIC PROGRAM DATA> element.

Set the ramp step time. Choices are 100 through 8000 milliseconds.

MAXimum: Biggest supported value.

MINimum: Smallest supported value.

DEFault: Default value.

Response Syntax

<Step>

Example(s)

SOUR:DATA:TEL:ETH:STR:MODE 1, RAMP

SOUR:DATA:TEL:ETH:STR:RAMP:TIME 1, 5

SOUR:DATA:TEL:ETH:STR:RAMP:TIME? 1

Returns: 5

See Also

SOURce:DATA:TELecom:ETHernet:STReam:BURSt:TIME

:SOURce:DATA:TELecom:ETHernet:STReam:RAMP:TIME?

Description

This query returns the ramp step time for the selected traffic stream.

At *RST condition, this value is set to 1000.

Navigation Path: Setup > Test Configurator > Streams > Profile > Shaping - Shaping > Step Time

Syntax

:SOURce:DATA:TELecom:ETHernet:STReam:RAMP:TIME? <wsp><Tgen>,[<Time>]

Parameter(s)

Tgen:

The program data syntax for the first parameter is defined as a <DECIMAL NUMERIC PROGRAM DATA> element.

Selects the stream from 1 to 16.

Time:

The program data syntax for the second parameter is defined as a <CHARACTER PROGRAM DATA> element.

This parameter is optional. If no token is specified, the current value is returned.

MAXimum: Biggest supported value.

MINimum: Smallest supported value.

DEFault: Default value.

Response Syntax

<Time>

Response(s)

Time:

The response data syntax for the first parameter is defined as a <NR2 NUMERIC RESPONSE DATA> element.

Returns the ramp step time.

Example(s)

SOUR:DATA:TEL:ETH:STR:MODE 1, RAMP

SOUR:DATA:TEL:ETH:STR:RAMP:TIME 1, 5

SOUR:DATA:TEL:ETH:STR:RAMP:TIME? 1

Returns: 5

See Also

SOURce:DATA:TELecom:ETHernet:STReam:BURSt:TIME?

Streams - Global

:FETCh:DATA:TELecom:ETHernet:STReam:BATCh:COPY:SYNC:PROGress?

Description	This query returns the progress of copy triggered for batch Configuration. This is an event so no *RST condition. Navigation Path: Traffic Gen & Mon/EtherSAM > Setup > Streams > Global > Addressing > Batch > Apply To
Syntax	:FETCh:DATA:TELecom:ETHernet:STReam:BATCh:COPY:SYNC:PROGress?
Response Syntax	<Progress>
Response(s)	**Progress**: The response data syntax for the first parameter is defined as a <STRING RESPONSE DATA> element. Returns the progress of copy.
Example(s)	FETC:DATA:TEL:ETH:STR:BATC:COPY:SYNC:PROG?
See Also	FETCh:DATA:TELecom:GFP:ALARm:FRAMe:CURRent?

:SOURce:DATA:TELecom:ETHernet:STReam:BATCh:COPY

Description

This command selects all, unselect all, or invert the stream selection for batch configuration.

This is an event so no *RST condition.

Navigation Path: Traffic Gen & Mon/EtherSAM > Setup > Streams > Global > Addressing MAC/IP > Batch > (Un)Select All / Invert

Syntax

:SOURce:DATA:TELecom:ETHernet:STReam:BATCh:COPY <wsp><Set>

Parameter(s)

Set:

The program data syntax for the first parameter is defined as a <CHARACTER PROGRAM DATA> element.

Sets the streams for copy.

SELECTALL: Selects all streams

UNSELECTALL: Deselects all streams

INVERT: Invert the stream selection

Response Syntax

<Progress>

Example(s)

SOUR:DATA:TEL:ETH:STR:BATC:COPY SELECTALL

Selects all the streams for copying

See Also

SOURce:DATA:TELecom:ETHernet:STReam:BATCh:COPY:APPLy

:SOURce:DATA:TELecom:ETHernet:STReam:BATCh:COPY:APPLy

Description	This command apply trigger copy to all selected stream for batch Configuration. This is an event so no *RST condition. Navigation Path: Traffic Gen & Mon/EtherSAM > Setup > Streams > Global > Addressing > Batch > Apply To
Syntax	:SOURce:DATA:TELecom:ETHernet:STReam:BATCh:COPY:APPLy
Response Syntax	<Progress>
Example(s)	SOUR:DATA:TEL:ETH:STR:BATC:COPY:APPL
See Also	SOURce:DATA:TELecom:ETHernet:STReam:BATCh:COPY

:SOURce:DATA:TELecom:ETHernet:STReam:BATCh:COPY:STReam

Description

This command enable/disable stream(s) for batch Configuration.

At *RST condition, this value is set to OFF.

Navigation Path: Traffic Gen & Mon/EtherSAM > Setup > Streams/Services > Global > Addressing > Batch > Stream/Service 1 to 16

Syntax

:SOURce:DATA:TELecom:ETHernet:STReam:BATCh:COPY:STReam <wsp><Stream/Service>, <Set>

Parameter(s)

Stream/Service:

The program data syntax for the first parameter is defined as a <DECIMAL NUMERIC PROGRAM DATA> element.

Select the stream.

Set:

The program data syntax for the second parameter is defined as a <BOOLEAN PROGRAM DATA> element.

Enable or disable the stream/service.

ON, enables the stream.

OFF, disables the stream.

Response Syntax

<Progress>

Example(s)

SOUR:DATA:TEL:ETH:STR:BATCH:COPY:STR 1,ON

See Also

SOURce:DATA:TELecom:ETHernet:STReam:BATCh:DEFault:GATeway:IP

:SOURce:DATA:TELecom:ETHernet:STReam:BATCh:COPY:STReam?

Description	This query returns the enabled streams for batch Configuration. At *RST condition, this value is set to OFF. Navigation Path: Traffic Gen & Mon/EtherSAM > Setup > Streams > Global > Addressing > Batch > Stream 1 to 16
Syntax	:SOURce:DATA:TELecom:ETHernet:STReam:BATCh:COPY:STReam?
Response Syntax	<result>
Response(s)	**result**: The response data syntax for the first parameter is defined as a <STRING RESPONSE DATA> element. Returns the all selected streams
Example(s)	SOUR:DATA:TEL:ETH:STR:BATCH:COPY:STR 1,ON SOUR:DATA:TEL:ETH:STR:BATCH:COPY:STR? Returns: Enabled Stream = 1
See Also	SOURce:DATA:TELecom:ETHernet:STReam:BATCh:DEFault:GATeway:IP?

:SOURce:DATA:TELecom:ETHernet:STReam:BATCh:DEFault:GATeway:ENABle

Description

This command enables/disables the Default gateway for batch Configuration.

At *RST condition, this value is set to OFF.

Navigation Path: Setup > Test Configurator > Streams > Global > Addressing MAC/IP > Batch > Source IP address - Set to - Default gateway

Syntax

:SOURce:DATA:TELecom:ETHernet:STReam:BATCh:DEFault:GATeway:ENABle<wsp><Status>

Parameter(s)

Status:

The program data syntax for the first parameter is defined as a <CHARACTER PROGRAM DATA> element.

Enables/disables:

ON: Enables

OFF: Disables

Response Syntax

<result>

Example(s)

SOUR:DATA:TEL:ETH:STR:BATC:DEF:GAT:ENAB ON

See Also

SOURce:DATA:TELecom:ETHernet:STReam:BATCh:SOURce:IP:ENABle

:SOURce:DATA:TELecom:ETHernet:STReam:BATCh:DEFault:GATeway:ENABle?

Description

This query returns the status of the Default gateway for batch Configuration.

At *RST condition, this value is set to OFF.

Navigation Path: Setup > Test Configurator > Streams > Global > Addressing MAC/IP > Batch > Source IP address - Set to - Default gateway

Syntax

:SOURce:DATA:TELecom:ETHernet:STReam:BATCh:DEFault:GATeway:ENABle?

Response Syntax

<Status>

Response(s)

Status:

The response data syntax for the first parameter is defined as a <BOOLEAN RESPONSE DATA> element.

Returns the enable/disable status:

1: Enabled

0: Disabled

Example(s)

SOUR:DATA:TEL:ETH:STR:BATC:DEF:GAT:ENAB ON

SOUR:DATA:TEL:ETH:STR:BATC:DEF:GAT:ENAB?

Return: 1

See Also

SOURce:DATA:TELecom:ETHernet:STReam:BATCh:SOURce:IP:ENABle?

:SOURce:DATA:TELecom:ETHernet:STReam:BATCh:DEFault:GATeway:IP

Description	This command sets the Default gateway IP Address for batch Configuration. At *RST condition, this value is set to 0.0.0.0. Navigation Path: Setup > Test Configurator > Streams > Global > Addressing MAC/IP > Batch > Source IP address - Set to - Default gateway
Syntax	:SOURce:DATA:TELecom:ETHernet:STReam:BATCh:DEFault:GATeway:IP <wsp><address>
Parameter(s)	**address**: The program data syntax for the first parameter is defined as a <STRING PROGRAM DATA> element. Sets the Default gateway IP Address.
Response Syntax	<Status>
Example(s)	SOUR:DATA:TEL:ETH:STR:BATC:DEF:GAT:IP 10.10.10.10
See Also	SOURce:DATA:TELecom:ETHernet:STReam:BATCh:SOURce:IP

:SOURce:DATA:TELecom:ETHernet:STReam:BATCh:DEFault:GATeway:IP?

Description	This query returns the Default gateway IP Address for batch Configuration. At *RST condition, this value is set to 0.0.0.0. Navigation Path: Setup > Test Configurator > Streams > Global > Addressing MAC/IP > Batch > Source IP address - Set to - Default gateway
Syntax	:SOURce:DATA:TELecom:ETHernet:STReam:BATCh:DEFault:GATeway:IP?
Response Syntax	<address>
Response(s)	**address**: The response data syntax for the first parameter is defined as a <STRING RESPONSE DATA> element. Returns the Default gateway IP address.
Example(s)	SOUR:DATA:TEL:ETH:STR:BATC:DEF:GAT:IP 10.10.10.10 SOUR:DATA:TEL:ETH:STR:BATC:DEF:GAT:IP? Returns: 10.10.10.10
See Also	SOURce:DATA:TELecom:ETHernet:STReam:BATCh:SOURce:IP?

:SOURce:DATA:TELecom:ETHernet:STReam:BATCh:DESTination:IP

Description	This command sets the Destination IP Address for batch Configuration. At *RST condition, this value is set to 10.10.0.0. Navigation Path: Setup > Test Configurator > Streams > Global > Addressing MAC/IP > Batch > Destination IP address - IP Address
Syntax	:SOURce:DATA:TELecom:ETHernet:STReam:BATCh:DESTination:IP <wsp><address>
Parameter(s)	**address**: The program data syntax for the first parameter is defined as a <STRING PROGRAM DATA> element. Sets the Destination IP Address.
Response Syntax	<address>
Example(s)	SOUR:DATA:TEL:ETH:STR:BATC:DEST:IP 10.10.10.10
See Also	SOURce:DATA:TELecom:ETHernet:STReam:BATCh:SOURce:IP

:SOURce:DATA:TELecom:ETHernet:STReam:BATCh:DESTination:IP:ENABle

Description	This command enables/disables the Destination IP Address group for batch Configuration. At *RST condition, this value is set to OFF. Navigation Path: Setup > Test Configurator > Streams > Global > Addressing MAC/IP > Batch > Destination IP address
Syntax	:SOURce:DATA:TELecom:ETHernet:STReam:BATCh:DESTination:IP:ENABle <wsp><Status>
Parameter(s)	**Status**: The program data syntax for the first parameter is defined as a <BOOLEAN PROGRAM DATA> element. Enables/disables: ON: Enables OFF: Disables
Response Syntax	<address>
Example(s)	SOUR:DATA:TEL:ETH:STR:BATC:DEST:IP:ENAB ON
See Also	SOURce:DATA:TELecom:ETHernet:STReam:BATCh:DESTination:MAC:ENABle

:SOURce:DATA:TELecom:ETHernet:STReam:BATCh:DESTination:IP:ENABle?

Description

This query returns the status of the Destination IP Address group for batch Configuration.

At *RST condition, this value is set to OFF.

Navigation Path: Setup > Test Configurator > Streams > Global > Addressing MAC/IP > Batch > Destination IP address

Syntax

:SOURce:DATA:TELecom:ETHernet:STReam:BATCh:DESTination:IP:ENABle?

Response Syntax

<Status>

Response(s)

Status:

The response data syntax for the first parameter is defined as a <BOOLEAN RESPONSE DATA> element.

Returns the enable/disable status:

1: Enabled

0: Disabled

Example(s)

SOUR:DATA:TEL:ETH:STR:BATC:DEST:IP:ENAB ON

SOUR:DATA:TEL:ETH:STR:BATC:DEST:IP:ENAB?

Return: 1

See Also

SOURce:DATA:TELecom:ETHernet:STReam:BATCh:DESTination:MAC:ENABle?

:SOURce:DATA:TELecom:ETHernet:STReam:BATCh:DESTination:IP?

Description	This query returns the Destination IP Address for batch Configuration. At *RST condition, this value is set to 10.10.0.0. Navigation Path: Setup > Test Configurator > Streams > Global > Addressing MAC/IP > Batch > Destination IP address - IP Address
Syntax	:SOURce:DATA:TELecom:ETHernet:STReam:BATCh:DESTination:IP?
Response Syntax	<address>
Response(s)	**address**: The response data syntax for the first parameter is defined as a <STRING RESPONSE DATA> element. Returns the Destination IP address.
Example(s)	SOUR:DATA:TEL:ETH:STR:BATC:DEST:IP 10.10.10.10 SOUR:DATA:TEL:ETH:STR:BATC:DEST:IP? Returns: 10.10.10.10
See Also	SOURce:DATA:TELecom:ETHernet:STReam:BATCh:SOURce:IP?

:SOURce:DATA:TELecom:ETHernet:STReam:BATCh:DESTination:MAC:ADDRess

Description	This command sets the Destination MAC address for batch Configuration. At *RST condition, this value is set to 00:00:00:00:00:00. Navigation Path: Traffic Gen & Mon/EtherSAM > Setup > Streams > Global > Addressing > Batch > Destination MAC address - MAC address
Syntax	:SOURce:DATA:TELecom:ETHernet:STReam:BATCh:DESTination:MAC:ADDRess <wsp><address>
Parameter(s)	**address**: The program data syntax for the first parameter is defined as a <STRING PROGRAM DATA> element. Sets the Destination MAC address.
Response Syntax	<address>
Example(s)	SOUR:DATA:TEL:ETH:STR:BATC:DEST:MAC:ADDR 00:AA:DD:CC:11:00
See Also	SOURce:DATA:TELecom:ETHernet:STReam:BATCh:SOURce:SUBNet:MASK

:SOURce:DATA:TELecom:ETHernet:STReam:BATCh:DESTination:MAC:ADDRess?

Description	This query returns the Destination MAC address for batch Configuration. At *RST condition, this value is set to 00:00:00:00:00:00. Navigation Path: Traffic Gen & Mon/EtherSAM > Setup > Streams > Global > Addressing > Batch > Destination MAC address - MAC addres
Syntax	:SOURce:DATA:TELecom:ETHernet:STReam:BATCh:DESTination:MAC:ADDRess?
Response Syntax	<address>
Response(s)	**address**: The response data syntax for the first parameter is defined as a <STRING RESPONSE DATA> element. Returns the Destination MAC address.
Example(s)	SOUR:DATA:TEL:ETH:STR:BATC:DEST:MAC:ADDR 00:AA:DD:CC:11:00 SOUR:DATA:TEL:ETH:STR:BATC:DEST:MAC:ADDR? Returns: 00:AA:DD:CC:11:00
See Also	SOURce:DATA:TELecom:ETHernet:STReam:BATCh:SOURce:SUBNet:MASK?

:SOURce:DATA:TELecom:ETHernet:STReam:BATCh:DESTination:MAC:ENABle

Description

This command enables/disables the Destination MAC address group for batch Configuration.

At *RST condition, this value is set to OFF.

Navigation Path: Setup > Test Configurator > Streams > Global > Addressing MAC/IP > Batch > Destination MAC address

Syntax

:SOURce:DATA:TELecom:ETHernet:STReam:BATCh:DESTination:MAC:ENABle <wsp><Status>

Parameter(s)

Status:

The program data syntax for the first parameter is defined as a <BOOLEAN PROGRAM DATA> element.

Enables/disables:

ON: Enables

OFF: Disables

Response Syntax

<address>

Example(s)

SOUR:DATA:TEL:ETH:STR:BATC:DEST:MAC:ENAB ON

See Also

SOURce:DATA:TELecom:ETHernet:STReam:BATCh:SOURce:IP:ENABle

:SOURce:DATA:TELecom:ETHernet:STReam:BATCh:DESTination:MAC:ENABle?

Description

This query returns the status of the Destination MAC address group for batch Configuration.

At *RST condition, this value is set to OFF.

Navigation Path: Setup > Test Configurator > Streams > Global > Addressing MAC/IP > Batch > Destination MAC address

Syntax

:SOURce:DATA:TELecom:ETHernet:STReam:BATCh:DESTination:MAC:ENABle?

Response Syntax

<Status>

Response(s)

Status:

The response data syntax for the first parameter is defined as a <BOOLEAN RESPONSE DATA> element.

Returns the enable/disable status:

1: Enabled

0: Disabled

Example(s)

SOUR:DATA:TEL:ETH:STR:BATC:DEST:MAC:ENAB ON

SOUR:DATA:TEL:ETH:STR:BATC:DEST:MAC:ENAB?

Return: 1

See Also

SOURce:DATA:TELecom:ETHernet:STReam:BATCh:SOURce:IP:ENABle?

:SOURce:DATA:TELecom:ETHernet:STReam:BATCh:DESTination:MAC:TYPE

Description	This command sets the Destination MAC address type for batch Configuration. At *RST condition, this value is set to Resolve. Navigation Path: Traffic Gen & Mon/EtherSAM > Setup > Streams > Global > Addressing > Batch > Destination MAC address - Resolve / Set to
Syntax	:SOURce:DATA:TELecom:ETHernet:STReam:BATCh:DESTination:MAC:TYPE <wsp><Set>
Parameter(s)	**Set**: The program data syntax for the first parameter is defined as a <CHARACTER PROGRAM DATA> element. Selects Destination MAC address type. RESOLVE: Resolve. STATICMAC: Static MAC.
Response Syntax	<Status>
Example(s)	SOUR:DATA:TEL:ETH:STR:BATC:DEST:MAC:TYPE RESOLVE
See Also	SOURce:DATA:TELecom:ETHernet:STReam:BATCh:SOURce:ADDRess:TYPE

:SOURce:DATA:TELecom:ETHernet:STReam:BATCh:DESTination:MAC:TYPE?

Description	This query returns the Destination MAC address type for batch Configuration. At *RST condition, this value is set to Resolve. Navigation Path: Traffic Gen & Mon/EtherSAM > Setup > Streams > Global > Addressing > Batch > Destination MAC address - Resolve / Set to
Syntax	:SOURce:DATA:TELecom:ETHernet:STReam:BATCh:DESTination:MAC:TYPE?
Response Syntax	<set>
Response(s)	set: The response data syntax for the first parameter is defined as a <CHARACTER RESPONSE DATA> element. Returns the Destination MAC address type. RESOLVE, Resolve as Destination MAC address type. STATICMAC, Set to as Destination MAC address type.
Example(s)	SOUR:DATA:TEL:ETH:STR:BATC:DEST:MAC:TYPE RESOLVE SOUR:DATA:TEL:ETH:STR:BATC:DEST:MAC:TYPE? Returns: RESOLVE
See Also	SOURce:DATA:TELecom:ETHernet:STReam:BATCh:SOURce:ADDRess:TYPE?

:SOURce:DATA:TELecom:ETHernet:STReam:BATCh:SOURce:ADDRess:TYPE

Description

This command sets the Source IP Address type for batch Configuration.

At *RST condition, this value is set to Couple with Interface.

Navigation Path: Setup > Test Configurator > Streams > Global > Addressing MAC/IP > Batch > Source IP address - Couple with Interface / Automatic IP (DHCP) / Set to

Syntax

:SOURce:DATA:TELecom:ETHernet:STReam:BATCh:SOURce:ADDRess:TYPE <wsp><Set>

Parameter(s)

Set:

The program data syntax for the first parameter is defined as a <CHARACTER PROGRAM DATA> element.

Selects Source IP Address type.

COUPLEWITHINTERFACE: Couple With Interface.

DHCP: Automatic IP (DHCP).

STATICIP: Static IP

Response Syntax

<set>

Example(s)

SOUR:DATA:TEL:ETH:STR:BATC:SOUR:ADDR:TYPE DHCP

See Also

SOURce:DATA:TELecom:ETHernet:STReam:BATCh:DESTination:MAC:TYPE

:SOURce:DATA:TELecom:ETHernet:STReam:BATCh:SOURce:ADDRess:TYPE?

Description

This query returns the Source IP Address type for batch Configuration.

At *RST condition, this value is set to Couple with Interface.

Navigation Path: Setup > Test Configurator > Streams > Global > Addressing MAC/IP > Batch > Source IP address - Couple with Interface / Automatic IP (DHCP) / Set to

Syntax

:SOURce:DATA:TELecom:ETHernet:STReam:BATCh:SOURce:ADDRess:TYPE?

Response Syntax

<set>

Response(s)

set:

The response data syntax for the first parameter is defined as a <CHARACTER RESPONSE DATA> element.

Returns the Source IP Address type.

COUPLEWITHINTERFACE, Couple With Interface as Source IP Address type.

DHCP, Automatic IP (DHCP) as Source IP Address type.

STATICIP, Set to as Source IP Address type.

Example(s)

SOUR:DATA:TEL:ETH:STR:BATC:SOUR:ADDR:TYPE DHCP

SOUR:DATA:TEL:ETH:STR:BATC:SOUR:ADDR:TYPE?

Returns: DHCP

See Also

SOURce:DATA:TELecom:ETHernet:STReam:BATCh:DESTination:MAC:TYPE?

:SOURce:DATA:TELecom:ETHernet:STReam:BATCh:SOURce:IP

Description

This command sets the Source IP Address for batch Configuration.

At *RST condition, this value is set to 10.10.0.0.

Navigation Path: Setup > Test Configurator > Streams > Global > Addressing MAC/IP > Batch > Source IP address - Set to - IP Address

Syntax

:SOURce:DATA:TELecom:ETHernet:STReam:BATCh:SOURce:IP <wsp><address>

Parameter(s)

address:

The program data syntax for the first parameter is defined as a <STRING PROGRAM DATA> element.

Sets the Source IP Address.

Response Syntax

<set>

Example(s)

SOUR:DATA:TEL:ETH:STR:BATC:SOUR:IP 10.10.10.10

See Also

SOURce:DATA:TELecom:ETHernet:STReam:BATCh:DESTination:IP

:SOURce:DATA:TELecom:ETHernet:STReam:BATCh:SOURce:IP:ENABle

Description

This command enables/disables the Source IP Address group for batch Configuration.

At *RST condition, this value is set to OFF.

Navigation Path: Setup > Test Configurator > Streams > Global > Addressing MAC/IP > Batch > Source IP address

Syntax

:SOURce:DATA:TELecom:ETHernet:STReam:BATCh:SOURce:IP:ENABle <wsp><Status>

Parameter(s)

Status:

The program data syntax for the first parameter is defined as a <BOOLEAN PROGRAM DATA> element.

Enables/disables:

ON: Enables

OFF: Disables

Response Syntax

<set>

Example(s)

SOUR:DATA:TEL:ETH:STR:BATC:SOUR:IP:ENAB ON

See Also

SOURce:DATA:TELecom:ETHernet:STReam:BATCh:DESTination:IP:ENABle

:SOURce:DATA:TELecom:ETHernet:STReam:BATCh:SOURce:IP :ENABle?

Description

This query returns the status of the Source IP Address group for batch Configuration.

At *RST condition, this value is set to OFF.

Navigation Path: Setup > Test Configurator > Streams > Global > Addressing MAC/IP > Batch > Source IP address

Syntax

:SOURce:DATA:TELecom:ETHernet:STReam:BATCh:SOURce:IP:ENABle?

Response Syntax

<Status>

Response(s)

Status:

The response data syntax for the first parameter is defined as a <BOOLEAN RESPONSE DATA> element.

Returns the enable/disable status:

1: Enabled

0: Disabled

Example(s)

SOUR:DATA:TEL:ETH:STR:BATC:SOUR:IP:ENAB ON

SOUR:DATA:TEL:ETH:STR:BATC:SOUR:IP:ENAB?

Return: 1

See Also

SOURce:DATA:TELecom:ETHernet:STReam:BATCh:DESTination:IP:ENABle?

:SOURce:DATA:TELecom:ETHernet:STReam:BATCh:SOURce:IP?

Description	This query returns the Source IP Address for batch Configuration. At *RST condition, this value is set to 10.10.0.0. Navigation Path: Setup > Test Configurator > Streams > Global > Addressing MAC/IP > Batch > Source IP address - Set to - IP Address
Syntax	:SOURce:DATA:TELecom:ETHernet:STReam:BATCh:SOURce:IP?
Response Syntax	<address>
Response(s)	**address**: The response data syntax for the first parameter is defined as a <STRING RESPONSE DATA> element. Returns the Source IP address.
Example(s)	SOUR:DATA:TEL:ETH:STR:BATC:SOUR:IP 10.10.10.10 SOUR:DATA:TEL:ETH:STR:BATC:SOUR:IP? Returns: 10.10.10.10
See Also	SOURce:DATA:TELecom:ETHernet:STReam:BATCh:DESTination:IP?

:SOURce:DATA:TELecom:ETHernet:STReam:BATCh:SOURce:SUBNet:MASK

Description	This command sets the Subnet mask Address for batch Configuration. At *RST condition, this value is set to 255.255.0.0. Navigation Path: Setup > Test Configurator > Streams > Global > Addressing MAC/IP > Batch > Source IP address - Set to - Subnet mask
Syntax	:SOURce:DATA:TELecom:ETHernet:STReam:BATCh:SOURce:SUBNet:MASK <wsp><address>
Parameter(s)	**address**: The program data syntax for the first parameter is defined as a <STRING PROGRAM DATA> element. Sets the Subnet mask Address.
Response Syntax	<address>
Example(s)	SOUR:DATA:TEL:ETH:STR:BATC:SOUR:SUBN:MASK 255.255.255.0
See Also	SOURce:DATA:TELecom:ETHernet:STReam:BATCh:DEFault:GATeway:IP

:SOURce:DATA:TELecom:ETHernet:STReam:BATCh:SOURce:SUBNet:MASK?

Description	This query returns the Subnet mask Address for batch Configuration. At *RST condition, this value is set to 255.255.0.0. Navigation Path: Setup > Test Configurator > Streams > Global > Addressing MAC/IP > Batch > Source IP address - Set to - Subnet mask
Syntax	:SOURce:DATA:TELecom:ETHernet:STReam:BATCh:SOURce:SUBNet:MASK?
Response Syntax	<address>
Response(s)	**address**: The response data syntax for the first parameter is defined as a <STRING RESPONSE DATA> element. Returns the Subnet mask address.
Example(s)	SOUR:DATA:TEL:ETH:STR:BATC:SOUR:SUBN:MASK 255.255.255.0 SOUR:DATA:TEL:ETH:STR:BATC:SOUR:SUBN:MASK? Returns: 255.255.255.0
See Also	SOURce:DATA:TELecom:ETHernet:STReam:BATCh:DEFault:GATeway:IP?

:SOURce:DATA:TELecom:ETHernet:STReam:GLOBal:QOSMetrics:ENABle

Description	This command enables/disables the QoS Metrics Tag Insertion. At *RST condition, this value is set to OFF. Navigation Path: Setup > Test Configurator > Streams > Global > Global Options - QoS Metrics Tags Insertion
Syntax	:SOURce:DATA:TELecom:ETHernet:STReam:GLOBal:QOSMetrics:ENABle <wsp><Status>
Parameter(s)	**Status**: The program data syntax for the first parameter is defined as a <BOOLEAN PROGRAM DATA> element. Enables/disables: ON: Enables OFF: Disables
Response Syntax	<address>
Example(s)	SOURce:DATA:TELecom:ETHernet:STReam:GLOBal:QOSMetrics:ENABle ON
See Also	SOURce:DATA:TEL:ETH:STR:PROFile:RATE

:SOURce:DATA:TELecom:ETHernet:STReam:GLOBal:QOSMetrics:ENABle?

Description

This query return status of the QoS Metrics Tag Insertion setting.

At *RST condition, this value is set to OFF.

Navigation Path: Setup > Test Configurator > Streams > Global > Global Options - QoS Metrics Tags Insertion

Syntax

:SOURce:DATA:TELecom:ETHernet:STReam:GLOBal:QOSMetrics:ENABle?

Response Syntax

<Status>

Response(s)

Status:

The response data syntax for the first parameter is defined as a <BOOLEAN RESPONSE DATA> element.

Returns the enable/disable status:

1: Enabled

0: Disabled

Example(s)

SOURce:DATA:TELecom:ETHernet:STReam:GLOBal:QOSMetrics:ENABle ON

SOURce:DATA:TELecom:ETHernet:STReam:GLOBal:QOSMetrics:ENABle?

Returns: 1

See Also

SOURce:DATA:TEL:ETH:STR:PROFile:RATE?

:SOURce:DATA:TELecom:ETHernet:STReam:GLOBal:RESTore:DEFault

Description	This command restores the stream configuration to default values. This is action command so no default values. Navigation Path: Setup > Test Configurator > Streams > Global > Restore Default
Syntax	:SOURce:DATA:TELecom:ETHernet:STReam:GLOBal:RESTore:DEFault
Response Syntax	<Status>
Example(s)	SOURce:DATA:TELecom:ETHernet:STReam:GLOBal:RESTore:DEFault
See Also	SOURce:DATA:TELecom:OTN:REStore:DEFault SOURce:DATA:TELecom:ETHernet:ESAM:RESTore:DEFault SOURce:DATA:TELecom:ETHernet:RFC:RESTore:DEFault SOURce:DATA:TELecom:RESTore:DEFault

:SOURce:DATA:TELecom:ETHernet:STReam:NAME

Description

This command sets the stream name for selected traffic stream.

At *RST condition, this value is set to Stream 1 for first stream.

Navigation Path: Setup > Test Configurator > Streams > Profile > Stream Name

Navigation Path: Setup > Test Configurator > Streams > Global > Stream Name

Syntax

:SOURce:DATA:TELecom:ETHernet:STReam:NAME[<wsp><Tgen>], <Name>

Parameter(s)

Tgen:

The program data syntax for the first parameter is defined as a <DECIMAL NUMERIC PROGRAM DATA> element.

Selects the stream from 1 to 16.

Name:

The program data syntax for the second parameter is defined as a <STRING PROGRAM DATA> element.

Sets the name for selected stream.

Response Syntax

<Status>

Example(s)

SOURce:DATA:TELecom:ETHernet:STReam:NAME 1, streamA

See Also

FETCh:DATA:TELecom:ETHernet:ERRor:SANalyzer:RATE?

:SOURce:DATA:TELecom:ETHernet:STReam:NAME?

Description

This query returns stream name for the selected traffic stream.

At *RST condition, this value is set to Stream 1 for first stream.

Navigation Path: Setup > Test Configurator > Streams > Profile > Stream Name

Navigation Path: Setup > Test Configurator > Streams > Global > Stream Name

Syntax

:SOURce:DATA:TELecom:ETHernet:STReam:NAME?[<wsp><Tgen>]

Parameter(s)

Tgen:

The program data syntax for the first parameter is defined as a <DECIMAL NUMERIC PROGRAM DATA> element.

Selects the stream from 1 to 16.

Response Syntax

<Name>

Response(s)

Name:

The response data syntax for the first parameter is defined as a <STRING RESPONSE DATA> element.

Returns the name for selected stream

Example(s)

SOURce:DATA:TELecom:ETHernet:STReam:NAME 1, streamA

SOURce:DATA:TELecom:ETHernet:STReam:NAME? 1

Returns: streamA

See Also

SOURce:DATA:TELecom:ETHernet:STReam:PROFile:RATE

Streams - Global (Copy Stream)

:SOURce:DATA:TELecom:ETHernet:STReam:GLOBal:COPYstream

Description	This command copies the stream/service configuration of source stream/service to destination stream/service. There is no *RST value for this command. Navigation Path: Setup > Test Configurator > Streams/Services > Global > Copy Stream/Service > Copy Stream / To the following Streams/Services / Copy
Syntax	:SOURce:DATA:TELecom:ETHernet:STReam:GLOBal:COPYstream[<wsp><Source>], <Destination>
Parameter(s)	**Source**: The program data syntax for the first parameter is defined as a <DECIMAL NUMERIC PROGRAM DATA> element. Selects the source stream/service from 1 to 16. **Destination**: The program data syntax for the second parameter is defined as a <DECIMAL NUMERIC PROGRAM DATA> element. Selects the destination stream/service from 1 to 16.
Response Syntax	<Throughput>
Example(s)	SOURce:DATA:TELecom:ETHernet:STReam:GLOBal:COPYstream 1, 2
See Also	SOURce:DATA:TELecom:ETHernet:STReam:GLOBal:RESTore:DEFault

SyncE

:FETCh:DATA:TELecom:PACKetsync:SYNCe:ESMC:MONitoring:ESMC?

Description	This query returns ESMC link status. At *RST condition, this value is set to down. Navigation Path: Setup > Test Configurator > SyncE > ESMC Monitoring - ESMC
Syntax	:FETCh:DATA:TELecom:PACKetsync:SYNCe:ESMC:MONitoring:ESMC?
Response Syntax	<Status>
Response(s)	**Status**: The response data syntax for the first parameter is defined as a <CHARACTER RESPONSE DATA> element. Returns ESMC link status
Example(s)	FETCh:DATA:TELecom:PACKetsync:SYNCe:ESMC:MONitoring:ESMC?
See Also	FETCh:DATA:TELecom:PACKetsync:SYNCe:ESMC:MONitoring:RECeivedql?

:FETCh:DATA:TELecom:PACKetsync:SYNCe:ESMC:MONitoring:RECeivedql?

Description	This query returns Received QL. At *RST condition, this value is set to 1 second. Navigation Path: Setup > Test Configurator > SyncE > ESMC Monitoring - Received QL
Syntax	:FETCh:DATA:TELecom:PACKetsync:SYNCe:ESMC:MONitoring:RECeivedql?
Response Syntax	<Received QL>
Response(s)	**Received QL**: The response data syntax for the first parameter is defined as a <CHARACTER RESPONSE DATA> element. Returns Received QL.
Example(s)	FETCh:DATA:TELecom:PACKetsync:SYNCe:ESMC:MONitoring:RECeivedql?
See Also	FETCh:DATA:TELecom:PACKetsync:SYNCe:ESMC:MONitoring:ESMC?

:SOURce:DATA:TELecom:PACKetsync:SYNCe:ESMC:GENeration:GENerated:QLENable

Description

This command enables/disables the Generated QL setting.

At *RST condition, this value is set to device-dependent.

Navigation Path: Setup > Test Configurator > SyncE > ESMC Generation - Generated QL

Syntax

:SOURce:DATA:TELecom:PACKetsync:SYNCe:ESMC:GENeration:GENerated:QLENable <wsp><Status>

Parameter(s)

Status:

The program data syntax for the first parameter is defined as a <BOOLEAN PROGRAM DATA> element.

Enables/disables:

ON: Enables

OFF: Disables

Response Syntax

<Received QL>

Example(s)

SOUR:DATA:TEL:PACK:SYNC:ESMC:GEN:GEN:QLEN ON

SOUR:DATA:TEL:PACK:SYNC:ESMC:GEN:GEN:QLEN?

Returns: 1

See Also

SOURce:DATA:TELecom:SONet:OH:LINE:OVERwrite:ENABled

:SOURce:DATA:TELecom:PACKetsync:SYNCe:ESMC:GENeration:GENerated:QLENable?

Description	This query returns the status of the Generated QL setting. At *RST condition, this value is set to device-dependent. Navigation Path: Setup > Test Configurator > SyncE > ESMC Generation - Generated QL
Syntax	:SOURce:DATA:TELecom:PACKetsync:SYNCe:ESMC:GENeration:GENerated:QLENable?
Response Syntax	<Status>
Response(s)	**Status**: The response data syntax for the first parameter is defined as a <BOOLEAN RESPONSE DATA> element. Returns ESMC QL Enable 0, Returns ESMC QL Enable 1, Returns ESMC QL Disables
Example(s)	SOUR:DATA:TEL:PACK:SYNC:ESMC:GEN:GEN:QLEN ON SOUR:DATA:TEL:PACK:SYNC:ESMC:GEN:GEN:QLEN? Returns: 1
See Also	SOURce:DATA:TELecom:SONet:OH:LINE:OVERwrite:ENABled?

:SOURce:DATA:TELecom:PACKetsync:SYNCe:ESMC:GENeration:GENerated:QLValue

Description

This command set the Generated QL value.

At *RST condition, this value is set to device-dependent.

Navigation Path: Setup > Test Configurator > SyncE > ESMC Generation - Generated QL

Syntax

:SOURce:DATA:TELecom:PACKetsync:SYNCe:ESMC:GENeration:GENerated:QLValue <wsp><QL Value>

Parameter(s)

QL Value:

The program data syntax for the first parameter is defined as a <CHARACTER PROGRAM DATA> element.

Selects the Quality Level/PTP Clock Class

QLPRS: QL-PRS (default) 80 Primary Reference Source Traceable (G.811)

QLSTUUNK: QL-STU/UNK 82 Synchronized

QLPRC: QL-PRC 84 Primary Reference Clock Traceable (G.811)

QLST2: QL-ST2 86 Traceable to Stratum 2 (G.812 Type II)

QLINV3: QL-INV3 88 Quality Level Invalid 3

QLSSUATNC: QL-SSU-A/TNC 90 Type I or V slave clock (G.812)

Traceable to Transit Node Clock (G.812 Type V)

QLINV5: QL-INV5 92 Quality Level Invalid 5

QLINV6: QL-INV6 94 Quality Level Invalid 6

QLSSUB: QL-SSU-B 96 Type VI slave clock (G.812)

QLINV9: QL-INV9 98 Quality Level Invalid 9

QLST3E: QL-ST3E 100 Traceable to Stratum 3E (G.812 Type III)

QLEEC2ST3: QL-EEC2/ST3 102 Ethernet

Traceable to Stratum 3 (G.812 Type IV)

QLEEC1SEC: QL-EEC1/SEC 104 Ethernet

Synchronous Equipment Clock (G.813 or G.8262, Option 1)

QLSMC: QL-SMC 106 Traceable to SONET Minimum Clock (G.813 or G.8262, Option 2)

QLPROV: QL-PROV 108 Provisionable by the Network Operator (PNO)

QLDNUDUS: QL-DNU/DUS 110 Do Not Use

Do Not Use for Synchronization

:SOURce:DATA:TELecom:PACKetsync:SYNCe:ESMC:GENeration:GENerated:QLValue

Response Syntax	<Status>
Example(s)	SOUR:DATA:TEL:PACK:SYNC:ESMC:GEN:GEN:QLV QLSTUUNK SOUR:DATA:TEL:PACK:SYNC:ESMC:GEN:GEN:QLV? Returns: QLSTUUNK
See Also	SOURce:DATA:TELecom:OTN:OTL:GLOBal:ALARm:TYPE

:SOURce:DATA:TELecom:PACKetsync:SYNCe:ESMC:GENeration:GENerated:QLValue?

Description

This query returns the Generated QL value.

At *RST condition, this value is set to device-dependent.

Navigation Path: Setup > Test Configurator > SyncE > ESMC Generation - Generated QL

Syntax

:SOURce:DATA:TELecom:PACKetsync:SYNCe:ESMC:GENeration:GENerated:QLValue?

Response Syntax

<QL Value>

Response(s)

QL Value:

The response data syntax for the first parameter is defined as a <CHARACTER RESPONSE DATA> element.

Returns ESMC QL Value

QL-PRS,Returns QL-PRS as Quality Level

QL-STU/UNK,Returns QL-STU/UNK as Quality Level

QL-PRC,Returns QL-PRC as Quality Level

QL-ST2, Returns QL-ST2 as Quality Level

QL-INV3,Returns QL-INV3 as Quality Level

QL-SSU-A/TNC 90, Returns QL-SSU-A/TNC as Quality Level

QL-INV5,ReturnsQL-INV5 as Quality Level

QL-INV6,Returns QL-INV6 as Quality Level

QL-SSU-B,Returns QL-SSU-B as Quality Level

QL-INV9,Returns QL-INV9 as Quality Level

QL-ST3E,Returns QL-ST3E as Quality Level

QL-EEC2/ST3, Returns QL-EEC2/ST3 as Quality Level

QL-EEC1/SEC,Returns QL-EEC1/SEC as Quality Level

QL-SMC 106,Returns QL-SMC 106 as Quality Level

QL-PROV 108, Returns QL-PROV 108 as Quality Level

QL-DNU/DUS, Returns QL-DNU/DUS as Quality Level

Example(s)

SOUR:DATA:TEL:PACK:SYNC:ESMC:GEN:GEN:QLV QLSTUUNK

SOUR:DATA:TEL:PACK:SYNC:ESMC:GEN:GEN:QLV?

Returns: QLSTUUNK

See Also

SOURce:DATA:TELecom:OTN:OTL:GLOBal:ALARm:TYPE?

:SOURce:DATA:TELecom:PACKetsync:SYNCe:ESMC:GENeration:QLRate

Description	This command set the QL Rate. At *RST condition, this value is set to device-dependent. Navigation Path: Setup > Test Configurator > SyncE > ESMC Generation - QL Rate
Syntax	:SOURce:DATA:TELecom:PACKetsync:SYNCe:ESMC:GENeration:QLRate <wsp><QL Rate>
Parameter(s)	**QL Rate**: The program data syntax for the first parameter is defined as a <DECIMAL NUMERIC PROGRAM DATA> element. Selects the Rate of Quality Level/PTP Clock Class
Response Syntax	<QL Value>
Example(s)	SOUR:DATA:TEL:PACK:SYNC:ESMC:GEN:QLR 1 SOUR:DATA:TEL:PACK:SYNC:ESMC:GEN:QLR? Returns: 1
See Also	SOURce:DATA:TEL:PACK:SYNC:ESMC:GEN:GEN:QLV

:SOURce:DATA:TELecom:PACKetsync:SYNCe:ESMC:GENeration:QLRate?

Description	This query returns the QL Rate value. At *RST condition, this value is set to device-dependent. Navigation Path: Setup > Test Configurator > SyncE > ESMC Generation - QL Rate
Syntax	:SOURce:DATA:TELecom:PACKetsync:SYNCe:ESMC:GENeration:QLRate?
Response Syntax	<QL Rate>
Response(s)	**QL Rate**: The response data syntax for the first parameter is defined as a <NR1 NUMERIC RESPONSE DATA> element. Returns ESMC QL Rate
Example(s)	SOUR:DATA:TEL:PACK:SYNC:ESMC:GEN:QLR 1 SOUR:DATA:TEL:PACK:SYNC:ESMC:GEN:QLR? Returns: 1
See Also	SOURce:DATA:TEL:PACK:SYNC:ESMC:GEN:GEN:QLV?

:SOURce:DATA:TELecom:PACKetsync:SYNCe:ESMC:MONitoring:EXPectedql

Description

This command set the Expected QL.

At *RST condition, this value is set to device-dependent.

Navigation Path: Setup > Test Configurator > SyncE > ESMC Monitoring - Expected QL

Syntax

:SOURce:DATA:TELecom:PACKetsync:SYNCe:ESMC:MONitoring:EXPectedql<wsp><Expected QL>

Parameter(s)

Expected QL:

The program data syntax for the first parameter is defined as a <CHARACTER PROGRAM DATA> element.

Selects the Quality Level/PTP Clock Class

QLPRS: QL-PRS (default) 80 Primary Reference Source Traceable (G.811)

QLSTUUNK: QL-STU/UNK 82 Synchronized

QLPRC: QL-PRC 84 Primary Reference Clock Traceable (G.811)

QLST2: QL-ST2 86 Traceable to Stratum 2 (G.812 Type II)

QLINV3: QL-INV3 88 Quality Level Invalid 3

QLSSUATNC: QL-SSU-A/TNC 90 Type I or V slave clock (G.812)

Traceable to Transit Node Clock (G.812 Type V)

QLINV5: QL-INV5 92 Quality Level Invalid 5

QLINV6: QL-INV6 94 Quality Level Invalid 6

QLSSUB: QL-SSU-B 96 Type VI slave clock (G.812)

QLINV9: QL-INV9 98 Quality Level Invalid 9

QLST3E: QL-ST3E 100 Traceable to Stratum 3E (G.812 Type III)

QLEEC2ST3: QL-EEC2/ST3 102 Ethernet

Traceable to Stratum 3 (G.812 Type IV)

QLEEC1SEC: QL-EEC1/SEC 104 Ethernet

Synchronous Equipment Clock (G.813 or G.8262, Option 1)

QLSMC: QL-SMC 106 Traceable to SONET Minimum Clock (G.813 or G.8262, Option 2)

QLPROV: QL-PROV 108 Provisionable by the Network Operator (PNO)

QLDNUDUS: QL-DNU/DUS 110 Do Not Use for Synchronization

:SOURce:DATA:TELecom:PACKetsync:SYNCe:ESMC:MONitoring:EXPectedql

Response Syntax	<QL Rate>
Example(s)	SOUR:DATA:TEL:PACK:SYNC:ESMC:MON:EXP QLSTUUNK SOUR:DATA:TEL:PACK:SYNC:ESMC:MON:EXP? Returns: QLSTUUNK
See Also	SOURce:DATA:TELecom:PACKetsync:SYNCe:ESMC:MONitoring:QLMismatch

:SOURce:DATA:TELecom:PACKetsync:SYNCe:ESMC:MONitoring:EXPectedql?

Description

This query returns the Expected QL.

At *RST condition, this value is set to device-dependent.

Navigation Path: Setup > Test Configurator > SyncE > ESMC Monitoring - Expected QL

Syntax

:SOURce:DATA:TELecom:PACKetsync:SYNCe:ESMC:MONitoring:EXPectedql?

Response Syntax

<Expected QL>

Response(s)

Expected QL:

The response data syntax for the first parameter is defined as a <CHARACTER RESPONSE DATA> element.

Returns Expected QL

QL-PRS, returns QL-PRS as Quality Level

QL-STU/UNK, returns QL-STU/UNK as Quality Level

QL-PRC, returns QL-PRC as Quality Level

QL-ST2, returns QL-ST2 as Quality Level

QL-INV3, returns QL-INV3 as Quality Level

QL-SSU-A/TNC 90, returns QL-SSU-A/TNC as Quality Level

QL-INV5, returns QL-INV5 as Quality Level

QL-INV6, returns QL-INV6 as Quality Level

QL-SSU-B, returns QL-SSU-B as Quality Level

QL-INV9, returns QL-INV9 as Quality Level

QL-ST3E, returns QL-ST3E as Quality Level

QL-EEC2/ST3, returns QL-EEC2/ST3 as Quality Level

QL-EEC1/SEC, returns QL-EEC1/SEC as Quality Level

QL-SMC 106, returns QL-SMC 106 as Quality Level

QL-PROV 108, returns QL-PROV 108 as Quality Level

QL-DNU/DUS, returns QL-DNU/DUS as Quality Level

Example(s)

SOUR:DATA:TEL:PACK:SYNC:ESMC:MON:EXP QLSTUUNK

SOUR:DATA:TEL:PACK:SYNC:ESMC:MON:EXP?

Returns: QLSTUUNK

See Also

SOURce:DATA:TELecom:PACKetsync:SYNCe:ESMC:MONitoring:QLMismatch?

:SOURce:DATA:TELecom:PACKetsync:SYNCe:ESMC:MONitoring:PASSfail:VERDict

Description

This command enables/disables the Pass/Fail Verdict.

At *RST condition, this value is set to device-dependent.

Navigation Path: Setup > Test Configurator > SyncE > ESMC Monitoring - Pass/Fail Verdict

Syntax

:SOURce:DATA:TELecom:PACKetsync:SYNCe:ESMC:MONitoring:PASSfail:VERDict <wsp><Status>

Parameter(s)

Status:

The program data syntax for the first parameter is defined as a <BOOLEAN PROGRAM DATA> element.

Enables/disables:

ON: Enables

OFF: Disables

Response Syntax

<Expected QL>

Example(s)

SOUR:DATA:TEL:PACK:SYNC:ESMC:MON:PASS:VERD ON

SOUR:DATA:TEL:PACK:SYNC:ESMC:MON:PASS:VERD?

Returns: 1

See Also

SOURce:DATA:TELecom:PACKetsync:SYNCe:ESMC:GENeration:GENerated:QLENable

:SOURce:DATA:TELecom:PACKetsync:SYNCe:ESMC:MONitoring:PASSfail:VERDict?

Description	This query returns the status of the Pass/Fail Verdict setting. At *RST condition, this value is set to device-dependent. Navigation Path: Setup > Test Configurator > SyncE > ESMC Monitoring - Pass/Fail Verdict
Syntax	:SOURce:DATA:TELecom:PACKetsync:SYNCe:ESMC:MONitoring:PASSfail:VERDict?
Response Syntax	<Verdict Status>
Response(s)	**Verdict Status**: The response data syntax for the first parameter is defined as a <BOOLEAN RESPONSE DATA> element. Returns Pass/Fail Verdict 0, Returns Pass/Fail Verdict OFF 1, Returns Pass/Fail Verdict ON
Example(s)	SOUR:DATA:TEL:PACK:SYNC:ESMC:MON:PASS:VERD ON SOUR:DATA:TEL:PACK:SYNC:ESMC:MON:PASS:VERD? Returns: 1
See Also	SOURce:DATA:TELecom:PACKetsync:SYNCe:ESMC:GENeration:GENerated:QLENable?

:SOURce:DATA:TELecom:PACKetsync:SYNCe:ESMC:MONitoring:QLMismatch

Description	This command enables/disables the QL Mismatch Monitoring. At *RST condition, this value is set to device-dependent. Navigation Path: Setup > Test Configurator > SyncE > ESMC Monitoring - QL Mismatch Monitoring
Syntax	:SOURce:DATA:TELecom:PACKetsync:SYNCe:ESMC:MONitoring:QLMismatch <wsp><Status>
Parameter(s)	**Status**: The program data syntax for the first parameter is defined as a <BOOLEAN PROGRAM DATA> element. Enables/disables: ON: Enables OFF: Disables
Response Syntax	<Verdict Status>
Example(s)	SOUR:DATA:TEL:PACK:SYNC:ESMC:MON:QLM ON
See Also	SOURce:DATA:TELecom:PACKetsync:SYNCe:ESMC:MONitoring:EXPectedql

:SOURce:DATA:TELecom:PACKetsync:SYNCe:ESMC:MONitoring:QLMismatch?

Description	This query returns the status of QL Mismatch Monitoring setting. At *RST condition, this value is set to device-dependent. Navigation Path: Setup > Test Configurator > SyncE > ESMC Monitoring - QL Mismatch Monitoring
Syntax	:SOURce:DATA:TELecom:PACKetsync:SYNCe:ESMC:MONitoring:QLMismatch?
Response Syntax	<QL Mismatch>
Response(s)	**QL Mismatch**: The response data syntax for the first parameter is defined as a <BOOLEAN RESPONSE DATA> element. Returns QL Mismatch Monitoring 0, Returns QL Mismatch OFF 1, Returns QL Mismatch ON
Example(s)	SOUR:DATA:TEL:PACK:SYNC:ESMC:MON:QLM ON SOUR:DATA:TEL:PACK:SYNC:ESMC:MON:QLM? Returns: 1
See Also	SOURce:DATA:TELecom:PACKetsync:SYNCe:ESMC:MONitoring:EXPectedql?

:SOURce:DATA:TELecom:PACKetsync:SYNCe:ESMC:MONitoring:RATE:THReshold

Description

This command enables/disables the ESMC Rate Threshold.

At *RST condition, this value is set to device-dependent.

Navigation Path: Setup > Test Configurator > SyncE > ESMC Monitoring - ESMC Rate threshold

Syntax

:SOURce:DATA:TELecom:PACKetsync:SYNCe:ESMC:MONitoring:RATE:THReshold <wsp><Status>

Parameter(s)

Status:

The program data syntax for the first parameter is defined as a <BOOLEAN PROGRAM DATA> element.

Enables/disables:

ON: Enables

OFF: Disables

Response Syntax

<QL Mismatch>

Example(s)

SOUR:DATA:TEL:PACK:SYNC:ESMC:MON:RATE:THR ON

SOUR:DATA:TEL:PACK:SYNC:ESMC:MON:RATE:THR?

Returns: 1

See Also

SOURce:DATA:TELecom:ETHernet:ALARm:THReshold

:SOURce:DATA:TELecom:PACKetsync:SYNCe:ESMC:MONitoring:RATE:THReshold?

Description

This query returns the status of ESMC Rate Threshold setting.

At *RST condition, this value is set to device-dependent.

Navigation Path: Setup > Test Configurator > SyncE > ESMC Monitoring - ESMC Rate threshold

Syntax

:SOURce:DATA:TELecom:PACKetsync:SYNCe:ESMC:MONitoring:RATE:THReshold?

Response Syntax

<Rate Threshold>

Response(s)

Rate Threshold:

The response data syntax for the first parameter is defined as a <BOOLEAN RESPONSE DATA> element.

Returns ESMC Rate Threshold.

0, returns ESMC Rate Threshold OFF

1, returns ESMC Rate Threshold ON

Example(s)

SOUR:DATA:TEL:PACK:SYNC:ESMC:MON:RATE:THR ON

SOUR:DATA:TEL:PACK:SYNC:ESMC:MON:RATE:THR?

Returns: 1

See Also

SOURce:DATA:TELecom:ETHernet:ALARm:THReshold?

Services - Profile

:SOURce:DATA:TELecom:ETHernet:ESAM:CONFig:PROFile:SERVice:ENABle

Description

This command enables/disables the selected service.

This command is not associated with any *RST condition.

Navigation Path: Setup > Test Configurator > Services > Profile > Service - Enable

Syntax

:SOURce:DATA:TELecom:ETHernet:ESAM:CONFig:PROFile:SERVice:ENABle <wsp><Service>, <Status>

Parameter(s)

Service:

The program data syntax for the first parameter is defined as a <DECIMAL NUMERIC PROGRAM DATA> element.

Selects the Service number 1 or 10.

Status:

The program data syntax for the second parameter is defined as a <BOOLEAN PROGRAM DATA> element.

Enables/disables:

ON: Enables

OFF: Disables

Response Syntax

<Bandwidth>

Example(s)

SOURce:DATA:TELecom:ETHernet:ESAM:CONFig:PROFile:SERVice:ENABle 1, ON

See Also

SOURce:DATA:TELecom:ETHernet:ESAM:TESTs

:SOURce:DATA:TELecom:ETHernet:ESAM:CONFig:PROFile:SERVice:ENABle?

Description

This query returns the enable/disable status of the selected Service.

This query is not associated with any *RST condition.

Navigation Path: Setup > Test Configurator > Services > Profile > Service - Enable

Syntax

:SOURce:DATA:TELecom:ETHernet:ESAM:CONFig:PROFile:SERVice:ENABle? <wsp><Service>

Parameter(s)

Service:

The program data syntax for the first parameter is defined as a <DECIMAL NUMERIC PROGRAM DATA> element.

Selects the Service number 1 or 10.

Response Syntax

<Status>

Response(s)

Status:

The response data syntax for the first parameter is defined as a <BOOLEAN RESPONSE DATA> element.

Returns the enable/disable status:

1: Enabled

0: Disabled

Example(s)

SOURce:DATA:TELecom:ETHernet:ESAM:CONFig:PROFile:SERVice:ENABle 1, ON

SOURce:DATA:TELecom:ETHernet:ESAM:CONFig:PROFile:SERVice:ENABle? 1

Returns: 1

See Also

SOURce:DATA:TELecom:ETHernet:ESAM:TESTs?

:SOURce:DATA:TELecom:ETHernet:ESAM:CONFig:SERVices:FRASize:EMIX:FRAMesize

Description

This command sets the frame sizes for the selected service.

This command is not associated with *RST condition.

Navigation Path: Setup > Test Configurator > Services > Profile > Profile - EMIX > EMIX Frame SIzes

Syntax

:SOURce:DATA:TELecom:ETHernet:ESAM:CONFig:SERVices:FRASize:EMIX:FRAMesize <wsp><Service>, <EMIX frame>, <Size>

Parameter(s)

Service:

The program data syntax for the first parameter is defined as a <DECIMAL NUMERIC PROGRAM DATA> element.

Selects the Service number 1 or 10.

EMIX frame:

The program data syntax for the second parameter is defined as a <DECIMAL NUMERIC PROGRAM DATA> element.

Sets the EMIX Frame.

Size:

The program data syntax for the third parameter is defined as a <DECIMAL NUMERIC PROGRAM DATA> element.

Sets the EMIX Frame size.

MAXimum: Biggest supported value

MINimum: Smallest supported value

DEFault: Default value

Response Syntax

<Status>

Example(s)

SOURce:DATA:TELecom:ETHernet:ESAM:CONFig:SERVices:FRASize:EMIX:FRAMesize 1, 1, 64

See Also

SOURce:DATA:TEL:ETH:STR:FRAM:SIZE?

:SOURce:DATA:TELecom:ETHernet:ESAM:CONFig:SERVices:FRASize:EMIX:FRAMesize?

Description

This query returns the frame sizes for the selected service.

This query is not associated with *RST condition.

Navigation Path: Setup > Test Configurator > Services > Profile > Profile - EMIX > EMIX Frame Sizes

Syntax

:SOURce:DATA:TELecom:ETHernet:ESAM:CONFig:SERVices:FRASize:EMIX:FRAMesize? <wsp><Service>, <EMIX frame>,[<Size>]

Parameter(s)

Service:

The program data syntax for the first parameter is defined as a <DECIMAL NUMERIC PROGRAM DATA> element.

Selects the Service number 1 or 10.

EMIX frame:

The program data syntax for the second parameter is defined as a <DECIMAL NUMERIC PROGRAM DATA> element.

Sets the EMIX Frame.

Size:

The program data syntax for the third parameter is defined as a <CHARACTER PROGRAM DATA> element.

Sets the EMIX Frame size.

This parameter is optional. If no token is specified, the current EMIX frame size value is returned.

MAXimum: Biggest supported value

MINimum: Smallest supported value

DEFault: Default value

Response Syntax

<FrameSize>

:SOURce:DATA:TELecom:ETHernet:ESAM:CONFig:SERVices:FRASize:EMIX:FRAMesize?

Response(s)

FrameSize:

The response data syntax for the first parameter is defined as a <NR1 NUMERIC RESPONSE DATA> element.

Returns the frame size of emix frames for selected service.

Example(s)

SOURce:DATA:TELecom:ETHernet:ESAM:CONFig:SERVices:FRASize:EMIX:FRAMesize 1, 1, 64

SOURce:DATA:TELecom:ETHernet:ESAM:CONFig:SERVices:FRASize:EMIX:FRAMesize? 1, 1

Returns: 64

See Also

SOURce:DATA:TEL:ETH:STR:FRAM:SIZE

:SOURce:DATA:TELecom:ETHernet:ESAM:CONFig:SERVices:FRASize:QUANtity

Description

This command sets the quantity of EMIX frame sizes for selected service.

At *RST condition, the value is set to 2.

Navigation Path: Setup > Test Configurator > Services > Profile > Profile - EMIX > Quantity

Syntax

:SOURce:DATA:TELecom:ETHernet:ESAM:CONFig:SERVices:FRASize:QUANtity <wsp><Service>, <Quantity>

Parameter(s)

Service:

The program data syntax for the first parameter is defined as a <DECIMAL NUMERIC PROGRAM DATA> element.

Selects the Service number 1 or 10.

Quantity:

The program data syntax for the second parameter is defined as a <DECIMAL NUMERIC PROGRAM DATA> element.

Sets the quantity of frames.

Response Syntax

<FrameSize>

Example(s)

SOURce:DATA:TELecom:ETHernet:ESAM:CONFig:SERVices:FRASize:QUANtity 1, 5

See Also

SOURce:DATA:TELecom:ETHernet:ESAM:CONFig:SERVices:FRASize:EMIX:FRAMesize

:SOURce:DATA:TELecom:ETHernet:ESAM:CONFig:SERVices:FRASize:QUANtity?

Description

This query returns the quantity of EMIX frame sizes for selected service.

At *RST condition, the value is set to 2.

Navigation Path: Setup > Test Configurator > Services > Profile > Profile - EMIX > Quantity

Syntax

:SOURce:DATA:TELecom:ETHernet:ESAM:CONFig:SERVices:FRASize:QUANtity? <wsp><Service>

Parameter(s)

Service:

The program data syntax for the first parameter is defined as a <DECIMAL NUMERIC PROGRAM DATA> element.

Selects the Service number 1 or 10.

Response Syntax

<Quantity>

Response(s)

Quantity:

The response data syntax for the first parameter is defined as a <NR1 NUMERIC RESPONSE DATA> element.

Returns the quantity of EMIX frames for selected service.

Example(s)

SOURce:DATA:TELecom:ETHernet:ESAM:CONFig:SERVices:FRASize:QUANtity 1, 5

SOURce:DATA:TELecom:ETHernet:ESAM:CONFig:SERVices:FRASize:QUANtity? 1

Returns: 5

See Also

SOURce:DATA:TELecom:ETHernet:ESAM: CONFig:SERVices:FRASize:EMIX:FRAMesize?

:SOURce:DATA:TELecom:ETHernet:ESAM:CONFig:SERVices:FRASize:RESDefault

Description	This command restores the EMIX configuration to default settings for the selected service. This command is not associated with any *RST condition. Navigation Path: Setup > Test Configurator > Services > Profile > Profile - EMIX > Restore Default
Syntax	:SOURce:DATA:TELecom:ETHernet:ESAM:CONFig:SERVices:FRASize:RESDefault <wsp><Service>
Parameter(s)	**Service**: The program data syntax for the first parameter is defined as a <DECIMAL NUMERIC PROGRAM DATA> element. Selects the Service number 1 or 10.
Response Syntax	<Quantity>
Example(s)	SOURce:DATA:TELecom:ETHernet:ESAM:CONFig:SERVices:FRASize:RESDefault 1
See Also	SOURce:DATA:TELecom:ETHernet:ESAM:CONFig:SERVices:FRASize:QUANtity

:SOURce:DATA:TELecom:ETHernet:ESAM:CONFig:SERVices:SLAParameter:BSIZe

Description

This command sets the CBS and EBS burst sizes for selected service.

At *RST condition, the value is set to 12144.

Navigation Path: Setup > Test Configurator > Services > Profile > SLA Parameters - Burst Size

Syntax

:SOURce:DATA:TELecom:ETHernet:ESAM:CONFig:SERVices:SLAParameter:BSIZe <wsp><Service>, <Direction>, <Burst Size Type>, <Size>

Parameter(s)

Service:

The program data syntax for the first parameter is defined as a <DECIMAL NUMERIC PROGRAM DATA> element.

Selects the Service number 1 or 10.

Direction:

The program data syntax for the second parameter is defined as a <CHARACTER PROGRAM DATA> element.

Selects the Direction.

(For DTS used both LTOR and RTOL as direction, For Non DTS use LTOR as direction and for Dual port topology use P1TOP2 and P2TOP1)

LTORemote: Local to Remote

RTOLocal: Remote to Local

P1TOP2: P1 -TO-P2

P2TOP1: P2 -TO-P1

Burst Size Type:

The program data syntax for the third parameter is defined as a <CHARACTER PROGRAM DATA> element.

Sets the type of Burst.

CBS

EBS

Size:

The program data syntax for the fourth parameter is defined as a <DECIMAL NUMERIC PROGRAM DATA> element.

Sets the burst size.

MAXimum: Biggest supported value

MINimum: Smallest supported value

DEFault: Default value

:SOURce:DATA:TELecom:ETHernet:ESAM:CONFig:SERVices:SLAParameter:BSIZe

Response Syntax	<Quantity>
Example(s)	SOURce:DATA:TELecom:ETHernet:ESAM:CONFig:SERVices:SLAParameter:BSIZe 1, LTOR,cbs,2050
See Also	SOURce:DATA:TELecom:ETHernet:ESAM:CONFig:SERVices:SLAParameter:BSIZE:ENABle

:SOURce:DATA:TELecom:ETHernet:ESAM:CONFig:SERVices:SLAParameter:BSIZe:ENABle

Description

This command enables/disables the CBS and EBS Burst Size for selected service.

At *RST condition CBS is enabled and EBS is disabled.

Navigation Path: Setup > Test Configurator > Services > Profile > SLA Parameters - Burst Size

Syntax

:SOURce:DATA:TELecom:ETHernet:ESAM:CONFig:SERVices:SLAParameter:BSIZe:ENABle <wsp><Service>, <Burst Size Type>, <Status>

Parameter(s)

Service:

The program data syntax for the first parameter is defined as a <DECIMAL NUMERIC PROGRAM DATA> element.

Selects the Service number 1 or 10.

Burst Size Type:

The program data syntax for the second parameter is defined as a <CHARACTER PROGRAM DATA> element.

Sets the type of Burst.

CBS: EBS as the type of Burst.

Status:

The program data syntax for the third parameter is defined as a <BOOLEAN PROGRAM DATA> element.

Enables/disables:

ON: Enables

OFF: Disables

Response Syntax

<Quantity>

Example(s)

SOURce:DATA:TELecom:ETHernet:ESAM:CONFig:SERVices:SLAParameter:BSIZe:ENABle 1, CBS, ON

SOURce:DATA:TELecom:ETHernet:ESAM:CONFig:SERVices:SLAParameter:BSIZe:ENABle? 1, CBS

Returns: 1

See Also

SOURce:DATA:TELecom:ETHernet:ESAM: CONFig:SERVices:SLAParameter:BSIZE

:SOURce:DATA:TELecom:ETHernet:ESAM:CONFig:SERVices:SLAParameter:BSIZe:ENABle?

Description

This query returns the enable/disable status of CBS and EBS Burst Size for selected service.

At *RST condition CBS is enabled and EBS is disabled.

Navigation Path: Setup > Test Configurator > Services > Profile > SLA Parameters - Burst Size

Syntax

:SOURce:DATA:TELecom:ETHernet:ESAM:CONFig:SERVices:SLAParameter:BSIZe:ENABle? <wsp><Service>, <Burst Size Type>

Parameter(s)

Service:

The program data syntax for the first parameter is defined as a <DECIMAL NUMERIC PROGRAM DATA> element.

Selects the Service number 1 or 10.

Burst Size Type:

The program data syntax for the second parameter is defined as a <CHARACTER PROGRAM DATA> element.

Sets the type of Burst.

CBS

EBS

Response Syntax

<Status>

Response(s)

Status:

The response data syntax for the first parameter is defined as a <BOOLEAN RESPONSE DATA> element.

Returns the enable/disable status:

1: Enabled

0: Disabled

Example(s)

SOURce:DATA:TELecom:ETHernet:ESAM:CONFig:SERVices:SLAParameter:BSIZe:ENABle 1, CBS, ON

SOURce:DATA:TELecom:ETHernet:ESAM:CONFig:SERVices:SLAParameter:BSIZe:ENABle? 1, CBS

Returns: 1

See Also

SOURce:DATA:TELecom:ETHernet:ESAM:CONFig:SERVices:SLAParameter:BSIZE?

:SOURce:DATA:TELecom:ETHernet:ESAM:CONFig:SERVices:SLAParameter:BSIZe?

Description

This query returns the CBS and EBS burst sizes for selected service.

At *RST condition, the value is set to 12144.

Navigation Path: Setup > Test Configurator > Services > Profile > SLA Parameters - Burst Size

Syntax

:SOURce:DATA:TELecom:ETHernet:ESAM:CONFig:SERVices:SLAParameter:BSIZe?
<wsp><Service>, <Direction>, <Burst Size Type>,[<Size>]

:SOURce:DATA:TELecom:ETHernet:ESAM:CONFig:SERVices:SLAParameter:BSIZe?

Parameter(s)

Service:

The program data syntax for the first parameter is defined as a <DECIMAL NUMERIC PROGRAM DATA> element.

Selects the Service number 1 or 10.

Direction:

The program data syntax for the second parameter is defined as a <CHARACTER PROGRAM DATA> element.

Selects the Direction.

(For DTS used both LTOR and RTOL as direction, For Non DTS use LTOR as direction and for Dual port topology use P1TOP2 and P2TOP1)

LTORemote: Local to Remote

RTOLocal: Remote to Local

P1TOP2: P1 -TO-P2

P2TOP1: P2 -TO-P1

Burst Size Type:

The program data syntax for the third parameter is defined as a <CHARACTER PROGRAM DATA> element.

Sets the type of Burst.

CBS

EBS

Size:

The program data syntax for the fourth parameter is defined as a <CHARACTER PROGRAM DATA> element.

Sets the burst size.

This parameter is optional. If no token is specified, the current burst size value is returned.

MAXimum: Biggest supported value

MINimum: Smallest supported value

DEFault: Default value.

Response Syntax

<Size>

:SOURce:DATA:TELecom:ETHernet:ESAM:CONFig:SERVices:SLAParameter:BSIZe?

Response(s)

Size:

The response data syntax for the first parameter is defined as a <NR1 NUMERIC RESPONSE DATA> element.

Returns the burst size for selected burst size type.

MAXimum, Maximum is selected as the burst size.

MINimum, Minimum is selected as the burst size.

Example(s)

SOURce:DATA:TELecom:ETHernet:ESAM:CONFig:SERVices:SLAParameter:BSIZe? 1, LTOR,cbs

See Also

SOURce:DATA:TELecom:ETHernet:ESAM: CONFig:SERVices:SLAParameter:BSIZE:ENABle? 1, CBS

:SOURce:DATA:TELecom:ETHernet:ESAM:CONFig:SERVices:SLAParameter:INFRate

Description

This command sets the CIR and CIR+EIR for the selected service.

At *RST condition, the rate is 50%* Line Rate for CIR and 75%*Line Rate for CIR+EIR.

Navigation Path: Setup > Test Configurator > Services > Profile > SLA Parameters - CIR / CIR+EIR

Syntax

:SOURce:DATA:TELecom:ETHernet:ESAM:CONFig:SERVices:SLAParameter:INFRate <wsp><Service>, <Information Rate Type>, <Direction>, <Value>

Parameter(s)

Service:

The program data syntax for the first parameter is defined as a <DECIMAL NUMERIC PROGRAM DATA> element.

Selects the Service number 1 or 10.

Information Rate Type:

The program data syntax for the second parameter is defined as a <CHARACTER PROGRAM DATA> element.

Selects the information rate for the selected service.

CIR: CIR (Mbit/s)

CIREIR: EIR +CIR (Mbit/s)

Direction:

The program data syntax for the third parameter is defined as a <CHARACTER PROGRAM DATA> element.

Selects the Direction.

(For DTS used both LTOR and RTOL as direction, For Non DTS use LTOR as direction and for Dual port topology use P1TOP2 and P2TOP1)

LTORemote: Local to Remote

RTOLocal: Remote to Local

P1TOP2: P1 -TO-P2

P2TOP1: P2 -TO-P1

Value:

The program data syntax for the fourth parameter is defined as a <DECIMAL NUMERIC PROGRAM DATA> element.

Sets the value of the selected information rate type.

MAXimum: Biggest supported value

MINimum: Smallest supported value

DEFault: Default value

:SOURce:DATA:TELecom:ETHernet:ESAM:CONFig:SERVices:SLAParameter:INFRate

Response Syntax	<Size>
Example(s)	SOURce:DATA:TELecom:ETHernet:ESAM:CONFig:SERVices:SLAParameter:INFR 1, CIR,LTOR,50
See Also	SOURce:DATA:TELecom:ETHernet:ESAM:CONFig:BURSt:PARameters:NOBSequence?

:SOURce:DATA:TELecom:ETHernet:ESAM:CONFig:SERVices:SLAParameter:INFRate:ENABle

Description

This commands enables/disables the CIR and CIR+EIR for the selected service.

At *RST condition CIR is enabled and CIR+EIR is disabled.

Navigation Path: Setup > Test Configurator > Services > Profile > SLA Parameters - CIR / CIR+EIR

Syntax

:SOURce:DATA:TELecom:ETHernet:ESAM:CONFig:SERVices:SLAParameter:INFRate:ENABle <wsp><Service>, <Information Rate Type>, <Status>

Parameter(s)

Service:

The program data syntax for the first parameter is defined as a <DECIMAL NUMERIC PROGRAM DATA> element.

Selects the Service number 1 or 10.

Information Rate Type:

The program data syntax for the second parameter is defined as a <CHARACTER PROGRAM DATA> element.

Selects the information rate for the selected service.

CIR: CIR.

CIREIR: EIR

Status:

The program data syntax for the third parameter is defined as a <BOOLEAN PROGRAM DATA> element.

Enables/disables:

ON: Enables

OFF: Disables

Response Syntax

<Size>

Example(s)

SOURce:DATA:TELecom:ETHernet:ESAM:CONFig:SERVices:SLAParameter:INFR:ENABle 1, Cir,1

See Also

SOURce:DATA:TELecom:ETHernet:ESAM:CONFig:BURSt:PARameters:NOBSequence?

:SOURce:DATA:TELecom:ETHernet:ESAM:CONFig:SERVices:SLAParameter:INFRate:ENABle?

Description

This query returns the enable/disable status of CIR and CIR+EIR for the selected service.

At *RST condition CIR is enabled and CIR+EIR is disabled.

Navigation Path: Setup > Test Configurator > Services > Profile > SLA Parameters - CIR / CIR+EIR

Syntax

:SOURce:DATA:TELecom:ETHernet:ESAM:CONFig:SERVices:SLAParameter:INFRate:ENABle? <wsp><Service>, <Information Rate Type>

Parameter(s)

Service:

The program data syntax for the first parameter is defined as a <DECIMAL NUMERIC PROGRAM DATA> element.

Selects the Service number 1 or 10.

Information Rate Type:

The program data syntax for the second parameter is defined as a <CHARACTER PROGRAM DATA> element.

Selects the information rate for the selected service.

CIR: CIR

CIREIR: EIR

Response Syntax

<Status>

Response(s)

Status:

The response data syntax for the first parameter is defined as a <BOOLEAN RESPONSE DATA> element.

Returns the enable/disable status:

1: Enabled

0: Disabled

Example(s)

SOURce:DATA:TELecom:ETHernet:ESAM:CONFig:SERVices:SLAParameter:INFR:ENABle 1, CIR, 1

SOURce:DATA:TELecom:ETHernet:ESAM:CONFig:SERVices:SLAParameter:INFR:ENABle? 1, CIR

Returns: 1

See Also

SOURce:DATA:TELecom:ETHernet:ESAM: CONFig:BURSt:PARameters:BIRFrame

:SOURce:DATA:TELecom:ETHernet:ESAM:CONFig:SERVices:SLAParameter:INFRate?

Description	This query returns the CIR and CIR+EIR for the selected service. At *RST condition, the rate is 50%* Line Rate for CIR and 75%*Line Rate for CIR+EIR. Navigation Path: Setup > Test Configurator > Services > Profile > SLA Parameters - CIR / CIR+EIR
Syntax	:SOURce:DATA:TELecom:ETHernet:ESAM:CONFig:SERVices:SLAParameter:INFRate? <wsp><Service>, <Information Rate Type>, <Direction>,[<Value>]

:SOURce:DATA:TELecom:ETHernet:ESAM:CONFig:SERVices:SLAParameter:INFRate?

Parameter(s)

Service:

The program data syntax for the first parameter is defined as a <DECIMAL NUMERIC PROGRAM DATA> element.

Selects the Service number 1 or 10.

Information Rate Type:

The program data syntax for the second parameter is defined as a <CHARACTER PROGRAM DATA> element.

Selects the information rate for the selected service.

CIR: CIR (Mbit/s)

CIREIR: EIR +CIR (Mbit/s)

Direction:

The program data syntax for the third parameter is defined as a <CHARACTER PROGRAM DATA> element.

Selects the Direction.

(For DTS used both LTOR and RTOL as direction, For Non DTS use LTOR as direction and for Dual port topology use P1TOP2 and P2TOP1)

LTORemote: Local to Remote

RTOLocal: Remote to Local

P1TOP2: P1 -TO-P2

P2TOP1: P2 -TO-P1

Value:

The program data syntax for the fourth parameter is defined as a <CHARACTER PROGRAM DATA> element.

Sets the value of the selected information rate.

This parameter is optional. If no token is specified, the current information rate value is returned.

MAXimum: Biggest supported value

MINimum: Smallest supported value

DEFault: Default value

Response Syntax

<Value>

:SOURce:DATA:TELecom:ETHernet:ESAM:CONFig:SERVices:SLAParameter:INFRate?

Response(s)

Value:

The response data syntax for the first parameter is defined as a <NR2 NUMERIC RESPONSE DATA> element.

Returns the configured value for the selected information rate type.

Example(s)

SOURce:DATA:TELecom:ETHernet:ESAM:CONFig:SERVices:SLAParameter:INFR 1, CIR, LTOR, 50

SOURce:DATA:TELecom:ETHernet:ESAM:CONFig:SERVices:SLAParameter:INFR? 1, CIR, LTOR

Returns: 50

See Also

SOURce:DATA:TELecom:ETHernet:ESAM: CONFig:BURSt:PARameters:RDERatio

:SOURce:DATA:TELecom:ETHernet:ESAM:CONFig:SERVices:SLAParameter:PERCriteria:ENABle

Description

This command enables/diables performance criteria for the selected service.

At *RST condition, the value is set to enabled for both direction.

Navigation Path: Setup > Test Configurator > Services > Profile > SLA Parameters - Performance Criteria

Syntax

:SOURce:DATA:TELecom:ETHernet:ESAM:CONFig:SERVices:SLAParameter:PERCriteria:ENABle <wsp><Service>, <direction>, <Type>, <Status>

Parameter(s)

Service:

The program data syntax for the first parameter is defined as a <DECIMAL NUMERIC PROGRAM DATA> element.

Selects the Service number 1 or 10.

direction:

The program data syntax for the second parameter is defined as a <CHARACTER PROGRAM DATA> element.

Selects the Direction.

(For DTS used both LTOR and RTOL as direction, For Non DTS use LTOR as direction and for Dual port topology use P1TOP2 and P2TOP1)

LTORemote: Local to Remote

RTOLocal: Remote to Local

P1TOP2: P1 -TO-P2

P2TOP1: P2 -TO-P1

Type:

The program data syntax for the third parameter is defined as a <CHARACTER PROGRAM DATA> element.

Sets the performance criteria for the selected service.

MAXJitter, Max jitter (ms).

MAXRTLatency, Max Round-Trip latency (ms).

MAXFLoss, Max frame loss (%).

Status:

The program data syntax for the fourth parameter is defined as a <BOOLEAN PROGRAM DATA> element.

Enables/disables:

ON: Enables

OFF: Disables

:SOURce:DATA:TELecom:ETHernet:ESAM:CONFig:SERVices:SLAParameter:PERCriteria:ENABle

Response Syntax	<Value>
Example(s)	SOURce:DATA:TELecom:ETHernet:ESAM:CONFig:SERVices:SLAParameter:PERCriteria:ENABle 1, LTOR,MAXJ,1
See Also	SOURce:DATA:TELecom:ETHernet:ESAM:CONFig:BURSt:PARameters:RDERatio?

:SOURce:DATA:TELecom:ETHernet:ESAM:CONFig:SERVices:SLAParameter:PERCriteria:ENABle?

Description

This query returns the enable/disable status of performance criteria for the selected service.

At *RST condition, the value is set to be enabled for both directions.

Navigation Path: Setup > Test Configurator > Services > Profile > SLA Parameters - Performance Criteria

Syntax

:SOURce:DATA:TELecom:ETHernet:ESAM:CONFig:SERVices:SLAParameter:PERCriteria:ENABle? <wsp><Service>, <direction>, <Type>

Parameter(s)

Service:

The program data syntax for the first parameter is defined as a <DECIMAL NUMERIC PROGRAM DATA> element.

Selects the Service number 1 or 10.

direction:

The program data syntax for the second parameter is defined as a <CHARACTER PROGRAM DATA> element.

Selects the Direction.

(For DTS used both LTOR and RTOL as direction, For Non DTS use LTOR as direction and for Dual port topology use P1TOP2 and P2TOP1)

LTORemote: Local to Remote

RTOLocal: Remote to Local

P1TOP2: P1 -TO-P2

P2TOP1: P2 -TO-P1

Type:

The program data syntax for the third parameter is defined as a <CHARACTER PROGRAM DATA> element.

Sets the performance criteria for the selected service.

MAXJitter, Max jitter (ms).

MAXRTLatency, Max Round-Trip latency (ms).

MAXFLoss, Max frame loss (%).

Response Syntax

<Status>

:SOURce:DATA:TELecom:ETHernet:ESAM:CONFig:SERVices:SLAParameter:PERCriteria:ENABle?

Response(s)

Status:

The response data syntax for the first parameter is defined as a <BOOLEAN RESPONSE DATA> element.

Returns the enable/disable status:

1: Enabled

0: Disabled

Example(s)

SOURce:DATA:TELecom:ETHernet:ESAM:CONFig:SERVices:SLAParameter:PERCriteria:ENABle 1, LTOR,MAXJ,ON

SOURce:DATA:TELecom:ETHernet:ESAM:CONFig:SERVices:SLAParameter:PERCriteria:ENABle? 1, LTOR,MAXJ

Returns: 1

See Also

SOURce:DATA:TELecom:ETHernet:ESAM:CONFig:SERVices:VLAN

:SOURce:DATA:TELecom:ETHernet:ESAM:CONFig:SERVices:SLAParameter:PERCriteria:VALue

Description	This command sets performance criteria values for the selected service. The *RST condition the values for Jitter to 2.0ms, Latency to 15.0ms and Frame Loss to 0.1%. Navigation Path: Setup > Test Configurator > Services > Profile > SLA Parameters - Performance Criteria
Syntax	:SOURce:DATA:TELecom:ETHernet:ESAM:CONFig:SERVices:SLAParameter:PERCriteria:VALue <wsp><Service>, <direction>, <Type>, <Value>

:SOURce:DATA:TELecom:ETHernet:ESAM:CONFig:SERVices:SLAParameter:PERCriteria:VALue

Parameter(s)

Service:

The program data syntax for the first parameter is defined as a <DECIMAL NUMERIC PROGRAM DATA> element.

Selects the Service number 1 or 10.

direction:

The program data syntax for the second parameter is defined as a <CHARACTER PROGRAM DATA> element.

Selects the Direction.

(For DTS used both LTOR and RTOL as direction, For Non DTS use LTOR as direction and for Dual port topology use P1TOP2 and P2TOP1)

LTORemote: Local to Remote

RTOLocal: Remote to Local

P1TOP2: P1 -TO-P2

P2TOP1: P2 -TO-P1

Type:

The program data syntax for the third parameter is defined as a <CHARACTER PROGRAM DATA> element.

Sets the performance criteria for the selected service.

MAXJitter, Max jitter (ms).

MAXRTLatency, Max Round-Trip latency (ms).

MAXFLoss, Max frame loss (%).

Value:

The program data syntax for the fourth parameter is defined as a <DECIMAL NUMERIC PROGRAM DATA> element.

Sets the performance criteria values for the selected service.

MAXimum: Biggest supported value

MINimum: Smallest supported value

DEFault: Default value

:SOURce:DATA:TELecom:ETHernet:ESAM:CONFig:SERVices:SLAParameter:PERCriteria:VALue

Response Syntax	<Status>
Example(s)	SOURce:DATA:TELecom:ETHernet:ESAM:CONFig:SERVices:SLAParameter:PERCriteria:VALue 1, LTOR,MAXJ,1000
See Also	SOURce:DATA:TELecom:ETHernet:ESAM: CONFig:SERVices:VLAN?

:SOURce:DATA:TELecom:ETHernet:ESAM:CONFig:SERVices:SLAParameter:PERCriteria:VALue?

Description

This query returns the performance criteria values for the selected service.

At *RST condition the values for Jitter to 2.0ms, Latency to 15.0ms & Frame Loss to 0.1%.

Navigation Path: Setup > Test Configurator > Services > Profile > SLA Parameters - Performance Criteria

Syntax

:SOURce:DATA:TELecom:ETHernet:ESAM:CONFig:SERVices:SLAParameter:PERCriteria:VALue? <wsp><Service>, <direction>, <Type>,[<DEFault: Default value>]

:SOURce:DATA:TELecom:ETHernet:ESAM:CONFig:SERVices:SLAParameter:PERCriteria:VALue?

Parameter(s)

Service:

The program data syntax for the first parameter is defined as a <DECIMAL NUMERIC PROGRAM DATA> element.

Selects the Service number 1 or 10.

direction:

The program data syntax for the second parameter is defined as a <CHARACTER PROGRAM DATA> element.

Selects the Direction.

(For DTS used both LTOR and RTOL as direction, For Non DTS use LTOR as direction and for Dual port topology use P1TOP2 and P2TOP1)

LTORemote: Local to Remote

RTOLocal: Remote to Local

P1TOP2: P1 -TO-P2

P2TOP1: P2 -TO-P1

Type:

The program data syntax for the third parameter is defined as a <CHARACTER PROGRAM DATA> element.

Sets the performance criteria for the selected service.

MAXJitter, Max jitter (ms).

MAXRTLatency, Max Round-Trip latency (ms).

MAXFLoss, Max frame loss (%).

DEFault: Default value:

The program data syntax for the fourth parameter is defined as a <CHARACTER PROGRAM DATA> element.

This parameter is optional. If no token is specified, the current performance criteria value is returned.

MAXimum: Biggest supported value

MINimum: Smallest supported value

DEFault: Default value

Response Syntax

<Value>

:SOURce:DATA:TELecom:ETHernet:ESAM:CONFig:SERVices:SLAParameter:PERCriteria:VALue?

Response(s)

Value:

The response data syntax for the first parameter is defined as a <NR2 NUMERIC RESPONSE DATA> element.

Returns the configured performance criteria values for the selected service.

Example(s)

SOURce:DATA:TELecom:ETHernet:ESAM:CONFig:SERVices:SLAParameter:PERCriteria:VALue 1, LTOR,MAXJ,1000

SOURce:DATA:TELecom:ETHernet:ESAM:CONFig:SERVices:SLAParameter:PERCriteria:VALUe? 1, LTOR,MAXJ

Returns: 1000

See Also

SOURce:DATA:TELecom:ETHernet:ESAM:CONFig:SERVices:VLAN

:SOURce:DATA:TELecom:ETHernet:ESAM:CONFig:SERVices:TPARameter:BMRate

Description

This command sets the Burst max rate for selected service.

At *RST condition, the value is equal to Line rate.

Navigation Path: Setup > Test Configurator > Services > Profile > Test Parameters - Burst Max Rate

Syntax

:SOURce:DATA:TELecom:ETHernet:ESAM:CONFig:SERVices:TPARameter:BMRate <wsp><Service>, <Direction>, <Value>

Parameter(s)

Service:

The program data syntax for the first parameter is defined as a <DECIMAL NUMERIC PROGRAM DATA> element.

Selects the Service number 1 or 10.

Direction:

The program data syntax for the second parameter is defined as a <CHARACTER PROGRAM DATA> element.

Selects the Direction.

(For DTS used both LTOR and RTOL as direction, For Non DTS use LTOR as direction and for Dual port topology use P1TOP2 and P2TOP1)

LTORemote: Local to Remote

RTOLocal: Remote to Local

P1TOP2: P1 -TO-P2

P2TOP1: P2 -TO-P1

Value:

The program data syntax for the third parameter is defined as a <DECIMAL NUMERIC PROGRAM DATA> element.

Sets the Burst max rate.

MAXimum: Biggest supported value

MINimum: Smallest supported value

DEFault: Default value

Response Syntax

<Value>

Example(s)

SOURce:DATA:TELecom:ETHernet:ESAM:CONFig:SERVices:TPARameter:BMRate 1, LTOR,65

See Also

SOURce:DATA:TELecom:ETHernet:ESAM: CONFig:BURSt:PARameters:NOBSequence

:SOURce:DATA:TELecom:ETHernet:ESAM:CONFig:SERVices:TPARameter:BMRate?

Description

This query returns the Burst max rate for selected service.

At *RST condition, the value is equal to Line rate.

Navigation Path: Setup > Test Configurator > Services > Profile > Test Parameters - Burst Max Rate

Syntax

:SOURce:DATA:TELecom:ETHernet:ESAM:CONFig:SERVices:TPARameter:BMRate? <wsp><Service>, <Direction>,[<Value>]

Parameter(s)

Service:

The program data syntax for the first parameter is defined as a <DECIMAL NUMERIC PROGRAM DATA> element.

Selects the Service number 1 or 10.

Direction:

The program data syntax for the second parameter is defined as a <CHARACTER PROGRAM DATA> element.

Selects the Direction.

(For DTS used both LTOR and RTOL as direction, For Non DTS use LTOR as direction and for Dual port topology use P1TOP2 and P2TOP1)

LTORemote: Local to Remote

RTOLocal: Remote to Local

P1TOP2: P1 -TO-P2

P2TOP1: P2 -TO-P1

Value:

The program data syntax for the third parameter is defined as a <CHARACTER PROGRAM DATA> element.

Sets the Burst max rate.

This parameter is optional. If no token is specified, the current Burst max rate value is returned.

MAXimum: Biggest supported value

MINimum: Smallest supported value

DEFault: Default value

Response Syntax

<Value>

:SOURce:DATA:TELecom:ETHernet:ESAM:CONFig:SERVices:TPARameter:BMRate?

Response(s)

Value:

The response data syntax for the first parameter is defined as a <NR2 NUMERIC RESPONSE DATA> element.

Returns the configured Burst max rate value.

Example(s)

SOURce:DATA:TELecom:ETHernet:ESAM:CONFig:SERVices:TPARameter:BMRate 1, LTOR,65

SOURce:DATA:TELecom:ETHernet:ESAM:CONFig:SERVices:TPARameter:BMRate? 1, LTOR

Returns: 65

See Also

SOURce:DATA:TELecom:ETHernet:ESAM:CONFig:BURSt:PARameters:NOBSequence?

:SOURce:DATA:TELecom:ETHernet:ESAM:CONFig:SERVices:TPARameter:TRAPolicing:ENABle

Description	This command enables/disables Traffic policing. At *RST condition, this value is set to Enabled Navigation Path: Setup > Test Configurator > Services > Profile > Test Parameters - Traffic Policing
Syntax	:SOURce:DATA:TELecom:ETHernet:ESAM:CONFig:SERVices:TPARameter:TRAPolicing:ENABle <wsp><Service>, <Status>
Parameter(s)	**Service**: The program data syntax for the first parameter is defined as a <DECIMAL NUMERIC PROGRAM DATA> element. Selects the Service number 1 or 10. **Status**: The program data syntax for the second parameter is defined as a <BOOLEAN PROGRAM DATA> element. Enables/disables: ON: Enables OFF: Disables
Response Syntax	<Value>
Example(s)	SOURce:DATA:TELecom:ETHernet:ESAM:CONFig:SERVices:TPARameter:TRAPolicing:ENABle 1, ON
See Also	SOURce:DATA:TELecom:ETHernet:ESAM: CONFig:SERVices:FRASize:RESDefault

:SOURce:DATA:TELecom:ETHernet:ESAM:CONFig:SERVices:TPARameter:TRAPolicing:ENABle?

Description

This query returns the enable/disable status of Traffic policing.

At *RST condition, this value is set to Enabled

Navigation Path: Setup > Test Configurator > Services > Profile > Test Parameters - Traffic Policing

Syntax

:SOURce:DATA:TELecom:ETHernet:ESAM:CONFig:SERVices:TPARameter:TRAPolicing:ENABle? <wsp><Service>

Parameter(s)

Service:

The program data syntax for the first parameter is defined as a <DECIMAL NUMERIC PROGRAM DATA> element.

Selects the Service number 1 or 10.

Response Syntax

<status>

Response(s)

status:

The response data syntax for the first parameter is defined as a <BOOLEAN RESPONSE DATA> element.

Returns the enable/disable status:

1: Enabled

0: Disabled

Example(s)

SOURce:DATA:TELecom:ETHernet:ESAM:CONFig:SERVices:TPARameter:TRAPolicing:ENABle 1, ON

SOURce:DATA:TELecom:ETHernet:ESAM:CONFig:SERVices:TPARameter:TRAPolicing:ENABle? 1

Returns: 1

See Also

SOURce:DATA:TELecom:ETHernet:ESAM:CONFig:SERVices:SLAParameter:PERCriteria: ENABle

:SOURce:DATA:TELecom:ETHernet:ESAM:CONFig:SERVices:TPARameter:TRAPolicing:VALue

Description

This command sets the Traffic Policing value for the selected service.

At *RST Condition value is set to 100 (Mbits/s)

Navigation Path: Setup > Test Configurator > Services > Profile > Test Parameters - Traffic Policing

Syntax

:SOURce:DATA:TELecom:ETHernet:ESAM:CONFig:SERVices:TPARameter:TRAPolicing:VALue <wsp><Service>, <Direction>, <Traffic Policing Value>

Parameter(s)

Service:

The program data syntax for the first parameter is defined as a <DECIMAL NUMERIC PROGRAM DATA> element.

Selects the Service number 1 or 10.

Direction:

The program data syntax for the second parameter is defined as a <CHARACTER PROGRAM DATA> element.

Selects the Direction.

(For DTS used both LTOR and RTOL as direction, for Non DTS use LTOR as direction and for Dual port topology use P1TOP2 and P2TOP1)

LTORemote: Local to Remote

RTOLocal: Remote to Local

P1TOP2: P1 -TO-P2

P2TOP1: P2 -TO-P1

Traffic Policing Value:

The program data syntax for the third parameter is defined as a <DECIMAL NUMERIC PROGRAM DATA> element.

Sets Traffic Policing Value for the selected Service.

MAXimum: Biggest supported value

MINimum: Smallest supported value

DEFault: Default value

:SOURce:DATA:TELecom:ETHernet:ESAM:CONFig:SERVices:TPARameter:TRAPolicing:VALue

Response Syntax	<status>
Example(s)	SOURce:DATA:TELecom:ETHernet:ESAM:CONFig:SERVices:TPARameter:TRAPolicing:ENABle 1, 1 SOURce:DATA:TELecom:ETHernet:ESAM:CONFig:SERVices:TPARameter:TRAPolicing:VALue 1, LTOR,99.0
See Also	SOURce:DATA:TELecom:ETHernet:ESAM:CONFig:SERVices:SLAParameter:PERCriteria:ENABle?

:SOURce:DATA:TELecom:ETHernet:ESAM:CONFig:SERVices:TPARameter:TRAPolicing:VALue?

Description

This command returns the Traffic Policing value for the selected service.

At *RST Condition value is set to 100 (Mbits/s)

Navigation Path: Setup > Test Configurator > Services > Profile > Test Parameters - Traffic Policing

Syntax

:SOURce:DATA:TELecom:ETHernet:ESAM:CONFig:SERVices:TPARameter:TRAPolicing:VALue? <wsp><Service>, <Direction>,[<Traffic Policing Value>]

Parameter(s)

Service:

The program data syntax for the first parameter is defined as a <DECIMAL NUMERIC PROGRAM DATA> element.

Selects the Service number 1 or 10.

Direction:

The program data syntax for the second parameter is defined as a <CHARACTER PROGRAM DATA> element.

Selects the Direction.

(For DTS used both LTOR and RTOL as direction, For Non DTS use LTOR as direction and for Dual port topology use P1TOP2 and P2TOP1)

LTORemote: Local to Remote

RTOLocal: Remote to Local

P1TOP2: P1 -TO-P2

P2TOP1: P2 -TO-P1

Traffic Policing Value:

The program data syntax for the third parameter is defined as a <CHARACTER PROGRAM DATA> element.

This parameter is optional. If no token is specified, the current Traffic Policing Value is returned.

MAXimum: Biggest supported value

MINimum: Smallest supported value

DEFault: default value

Response Syntax

<Value>

:SOURce:DATA:TELecom:ETHernet:ESAM:CONFig:SERVices:TPARameter:TRAPolicing:VALue?

Response(s)

Value:

The response data syntax for the first parameter is defined as a <NR2 NUMERIC RESPONSE DATA> element.

Returns the Traffic policing value.

Example(s)

SOURce:DATA:TELecom:ETHernet:ESAM:CONFig:SERVices:TPARameter:TRAPolicing:ENABle 1, 1

SOURce:DATA:TELecom:ETHernet:ESAM:CONFig:SERVices:TPARameter:TRAPolicing:VALue? 1, LTOR

See Also

SOURce:DATA:TELecom:ETHernet:ESAM:CONFig:SERVices:TPARameter:BMRate

EtherSAM - Global

:FETCh:DATA:TELecom:ETHernet:ESAM:GLOBal:LATency:ALARm:CURRent?

Description	This query returns LOOPS alarms for One Way Latency Measurement Mode. Navigation Path: Test > EtherSAM > Setup > EtherSAM > Global > Global Options Navigation Path: Setup > Test Configurator > EtherSAM > Global > Global Options - Latency Measurement Mode - LOOPS-L/LOOPS-R
Syntax	:FETCh:DATA:TELecom:ETHernet:ESAM:GLOBal:LATency:ALARm:CURRent? <wsp><Latency Measurment Mode>
Parameter(s)	**Latency Measurment Mode**: The program data syntax for the first parameter is defined as a <CHARACTER PROGRAM DATA> element. Selects the Loss Of 1PPS Alarm type. LOPPSL: Loss Of 1PPS Local. LOPPSR: Loss Of 1PPS Remote.
Response Syntax	<Alarm Current State.>
Response(s)	**Alarm Current State.**: The response data syntax for the first parameter is defined as a <CHARACTER RESPONSE DATA> element. Returns theLoss Of 1PPS Alarm Current State.
Example(s)	FETCh:DATA:TEL:ETH:ESAM:GLOBal:LATency:ALARm:CURRent? LOPPSL
See Also	FETCh:DATA:TELecom:ETHernet:ESAM:SUMMary:SCOTest:MAXJitter:VERDict?

:FETCh:DATA:TELecom:ETHernet:ESAM:GLOBal:TDURation:ESTimate?

Description	This query returns the Global test duration estimate. Navigation Path: Setup > Test Configurator > EtherSAM > Global > Subtests - Global Test duration estimation
Syntax	:FETCh:DATA:TELecom:ETHernet:ESAM:GLOBal:TDURation:ESTimate?
Response Syntax	<Duration>
Response(s)	**Duration**: The response data syntax for the first parameter is defined as a <STRING RESPONSE DATA> element. This query returns the Global test duration estimate
Example(s)	FETC:DATA:TEL:ETH:ESAM:GLOB:TDURation:EST?
See Also	FETCh:DATA:TELecom:ETHernet:ESAM:SCOTest:RAMP:FLOSs:VERDict?

:FETCh:DATA:TELecom:ETHernet:ESAM:NATDiscovery:LWIPaddress?

Description	This query returns the WAN IP of the local unit. At *RST, this value is device dependent. Navigation Path: Setup > Test Configurator > EtherSAM > Graphic (WAN IP address)
Syntax	:FETCh:DATA:TELecom:ETHernet:ESAM:NATDiscovery:LWIPaddress?
Response Syntax	<IP Address>
Response(s)	**IP Address**: The response data syntax for the first parameter is defined as a <STRING RESPONSE DATA> element. Returns the Local WAN IP Address
Example(s)	FETC:DATA:TEL:ETH:ESAM:NATD:LWIP? Returns the local's WAN IP Address
See Also	FETCh:DATA:TELecom:ETHernet:ESAM:NATDiscovery:LWIPaddress?

:FETCh:DATA:TELecom:ETHernet:ESAM:NATDiscovery:STATus?

Description	This query returns the NAT discovery status. At *RST, this value is device dependent. Navigation Path: Setup > Test Configurator > EtherSAM > Graphic (NAT discovery status)
Syntax	:FETCh:DATA:TELecom:ETHernet:ESAM:NATDiscovery:STATus?
Response Syntax	<Nat Status>
Response(s)	**Nat Status**: The response data syntax for the first parameter is defined as a <CHARACTER RESPONSE DATA> element. Returns NAT discovery status
Example(s)	FETC:DATA:TEL:ETH:ESAM:NATD:STAT? Returns the NAT discovery status
See Also	FETCh:DATA:TELecom:ETHernet:ESAM:NATDiscovery:STATus?

:SOURce:DATA:TELecom:ETHernet:ESAM:CONFig:OVERview:SCOTest:TYPE

Description

This command enables/disables Ramp/Burst Service Configuration Test.

At *RST condition the Ramp is enabled and Burst is disabled.

Navigation Path: Setup > Test Configurator > EtherSAM > Global > Subtests - Service Configuration Test

Syntax

:SOURce:DATA:TELecom:ETHernet:ESAM:CONFig:OVERview:SCOTest:TYPE <wsp><Test>, <Enable>

Parameter(s)

Test:

The program data syntax for the first parameter is defined as a <CHARACTER PROGRAM DATA> element.

Selects the type of Service CONFig Test.

BURSTTest: Burst test

RAMPTEST: Ramp test

Enable:

The program data syntax for the second parameter is defined as a <BOOLEAN PROGRAM DATA> element.

enables/disables the Service CONFig Test.

ON: Enabled

OFF: Disabled

Response Syntax

<Nat Status>

Example(s)

SOURce:DATA:TELecom:ETHernet:ESAM:CONFig:OVERview:SCOTest:TYPE RAMPTest,OFF

See Also

SOURce[1..n]:DATA:TELecom:ETHernet:ESAM:CONFig:OVERview:SERVice:ENAble

:SOURce:DATA:TELecom:ETHernet:ESAM:CONFig:OVERview:SCOTest:TYPE?

Description

This query returns the enable/disable status of Burst/Ramp Service Configuration Test.

At *RST condition the Ramp is enabled and Burst is disabled.

Navigation Path: Setup > Test Configurator > EtherSAM > Global > Subtests - Service Configuration Test

Syntax

:SOURce:DATA:TELecom:ETHernet:ESAM:CONFig:OVERview:SCOTest:TYPE? <wsp><Test>

Parameter(s)

Test:

The program data syntax for the first parameter is defined as a <CHARACTER PROGRAM DATA> element.

Selects the type of Service CONFig Test.

BURSTTest: Burst test

RAMPTEST: Ramp test

Response Syntax

<Status>

Response(s)

Status:

The response data syntax for the first parameter is defined as a <BOOLEAN RESPONSE DATA> element.

Returns the status of the Service Configuration Test.

1 Service Configuration Ramp/Burst Test Enabled

0 Service Configuration Ramp/Burst Test Disabled

Example(s)

SOURce:DATA:TELecom:ETHernet:ESAM:CONFig:OVERview:SCOTest:TYPE RAMPTest,ON

SOURce:DATA:TELecom:ETHernet:ESAM:CONFig:OVERview:SCOTest:TYPE? RAMPTest

Returns: 1

See Also

SOURce:DATA:TELecom:ETHernet:ESAM:CONFig:OVERview:SERVice:ENAble?

:SOURce:DATA:TELecom:ETHernet:ESAM:GLOBal:LMMode

Description

This command sets the Latency measurement mode.

At *RST condition, the value is set to Round Trip.

Navigation Path: Setup > Test Configurator > EtherSAM > Global > Global Options - Latency Measurement Mode

Syntax

:SOURce:DATA:TELecom:ETHernet:ESAM:GLOBal:LMMode <wsp><Latency Measurement Mode>

Parameter(s)

Latency Measurement Mode:

The program data syntax for the first parameter is defined as a <CHARACTER PROGRAM DATA> element.

Sets the Latency measurement mode.

ONEWay: One Way

RTLATENCY: Round Trip Latency

Response Syntax

<Status>

Example(s)

SOUR:DATA:TEL:ETH:ESAM:GLOB:LMM RTLATENCY

See Also

SOURce:DATA:TELecom:ETHernet:RFC:GLOBal:LMMode?

:SOURce:DATA:TELecom:ETHernet:ESAM:GLOBal:LMMode?

Description

This query returns the Latency measurement mode.

At *RST condition, the value is Round Trip.

Navigation Path: Setup > Test Configurator > EtherSAM > Global > Global Options - Latency Measurement Mode

Syntax

:SOURce:DATA:TELecom:ETHernet:ESAM:GLOBal:LMMode?

Response Syntax

<Latency measurement mode>

Response(s)

Latency measurement mode:

The response data syntax for the first parameter is defined as a <CHARACTER RESPONSE DATA> element.

Returns the Latency measurement mode.

ONEWAY, One way is selected as latency mode.

RTLATENCY, Round Trip Latency is selected as latency mode.

Example(s)

SOUR:DATA:TEL:ETH:ESAM:GLOB:LMM RTLATENCY

SOUR:DATA:TEL:ETH:ESAM:GLOB:LMM?

Returns: RTLATENCY

See Also

SOURce:DATA:TELecom:ETHernet:RFC:GLOBal:LMMode?

:SOURce:DATA:TELecom:ETHernet:ESAM:GLOBal:PDIRection:CONFig:STATus

Description	This commands eanbles/disables the Per direction configuration. At *RST condition value is true. Navigation Path: Setup > Test Configurator > EtherSAM > Global > Global Options - Per direction configuration
Syntax	:SOURce:DATA:TELecom:ETHernet:ESAM:GLOBal:PDIRection:CONFig:STATus<wsp><Status>
Parameter(s)	**Status**: The program data syntax for the first parameter is defined as a <BOOLEAN PROGRAM DATA> element. Sets the direction configuration status. ON,Enables the per direction status. OFF, Disables the per direction status.
Response Syntax	<Latency measurement mode>
Example(s)	SOUR:DATA:TEL:ETH:ESAM:GLOB:PDIR:CONF:STAT ON
See Also	FETCh:DATA:TELecom:ETHernet:ESAM:SCOTest:RAMP:MAXJitter:VERDict?

:SOURce:DATA:TELecom:ETHernet:ESAM:GLOBal:PDIRection:CONFig:STATus?

Description	This query returns the on/off status of Per direction configuration. At *RST condition value is true. Navigation Path: Setup > Test Configurator > EtherSAM > Global > Global Options - Per direction configuration
Syntax	:SOURce:DATA:TELecom:ETHernet:ESAM:GLOBal:PDIRection:CONFig:STATus?
Response Syntax	<Duration>
Response(s)	**Duration**: The response data syntax for the first parameter is defined as a <BOOLEAN RESPONSE DATA> element. This query returns the Global test duration estimate
Example(s)	SOUR:DATA:TEL:ETH:ESAM:GLOB:PDIR:CONF:STAT ON SOUR:DATA:TEL:ETH:ESAM:GLOB:PDIR:CONF:STAT? Returns: 1
See Also	FETCh:DATA:TELecom:ETHernet:ESAM:SCOTest:RAMP:RTLatency:VERDict?

:SOURce:DATA:TELecom:ETHernet:ESAM:GLOBal:SPRTest:DURation

Description	This commands sets the duration for Service Performance Test. At *RST condition value is 10 min. Navigation Path: Setup > Test Configurator > EtherSAM > Global > Subtests - Service Performance Test - Subtest Duration
Syntax	:SOURce:DATA:TELecom:ETHernet:ESAM:GLOBal:SPRTest:DURation <wsp><Duration>
Parameter(s)	**Duration**: The program data syntax for the first parameter is defined as a <STRING PROGRAM DATA> element. Sets the service performance test Duration in DD:HH:MM:SS
Response Syntax	<Duration>
Example(s)	SOUR:DATA:TEL:ETH:ESAM:GLOB:SPRTest:DUR 10D:00:10:00
See Also	FETCh:DATA:TELecom:ETHernet:ESAM:SCOTest:RAMP:RTLatency?

:SOURce:DATA:TELecom:ETHernet:ESAM:GLOBal:SPRTest:DURation?

Description	This query returns the duration for Service Performance Test. At *RST condition value is 10 min. Navigation Path: Setup > Test Configurator > EtherSAM > Global > Subtests - Service Performance Test - Subtest Duration
Syntax	:SOURce:DATA:TELecom:ETHernet:ESAM:GLOBal:SPRTest:DURation?
Response Syntax	<Duration>
Response(s)	**Duration**: The response data syntax for the first parameter is defined as a <STRING RESPONSE DATA> element. This query returns the Global test duration estimate
Example(s)	SOUR:DATA:TEL:ETH:ESAM:GLOB:SPRTest:DUR 10D:00:10:00 SOUR:DATA:TEL:ETH:ESAM:GLOB:SPRTest:DUR? Returns: 10D:00:10:00
See Also	FETCh:DATA:TELecom:ETHernet:ESAM:SCOTest:RAMP:ARXRate?

:SOURce:DATA:TELecom:ETHernet:ESAM:GLOBal:SPRTest:ENABled

Description

This commands enables/disables the Service Performance Test.

At *RST condition value is ON/OFF.

Navigation Path: Setup > Test Configurator > EtherSAM > Global > Subtests - Service Performance Test

Syntax

:SOURce:DATA:TELecom:ETHernet:ESAM:GLOBal:SPRTest:ENABled <wsp><Status>

Parameter(s)

Status:

The program data syntax for the first parameter is defined as a <BOOLEAN PROGRAM DATA> element.

Enables/disables:

ON: Enables

OFF: Disables

Response Syntax

<Duration>

Example(s)

SOUR:DATA:TEL:ETH:ESAM:GLOB:SPRT:ENAB ON

SOUR:DATA:TEL:ETH:ESAM:GLOB:SPRT:ENAB?

Returns: 1

See Also

SOUR[1..n]:DATA:TEL:ETH:ESAM:GLOB:SPRTest:DUR

:SOURce:DATA:TELecom:ETHernet:ESAM:GLOBal:SPRTest:ENABled?

Description

This query returns the on/off status of Service Performance Test.

At *RST condition value is 10 min.

Navigation Path: Setup > Test Configurator > EtherSAM > Global > Subtests - Service Performance Test

Syntax

:SOURce:DATA:TELecom:ETHernet:ESAM:GLOBal:SPRTest:ENABled?

Response Syntax

<Status>

Response(s)

Status:

The response data syntax for the first parameter is defined as a <BOOLEAN RESPONSE DATA> element.

Returns the enable/disable status:

1: Enabled

0: Disabled

Example(s)

SOUR:DATA:TEL:ETH:ESAM:GLOB:SPRT:ENAB ON

SOUR:DATA:TEL:ETH:ESAM:GLOB:SPRT:ENAB?

Returns: 1

See Also

SOUR[1..n]:DATA:TEL:ETH:ESAM:GLOB:SPRTest:DUR?

:SOURce:DATA:TELecom:ETHernet:ESAM:RESTore:DEFault

Description	This command sets the EtherSAM configuration to default settings. Navigation Path: Setup > Test Configurator > EtherSAM > Global > Restore EtherSAM Defaults
Syntax	:SOURce:DATA:TELecom:ETHernet:ESAM:RESTore:DEFault
Response Syntax	<Status>
Example(s)	SOURce:DATA:TELecom:ETHernet:ESAM:RESTore:DEFault
See Also	SOURce:DATA:TELecom:OTN:REStore:DEFault SOURce:DATA:TELecom:ETHernet:RFC:RESTore:DEFault SOURce:DATA:TELecom:ETHernet:STReam:GLOBal:RESTore:DEFault SOURce:DATA:TELecom:RESTore:DEFault

EtherSAM - Burst

:FETCh:DATA:TELecom:ETHernet:ESAM:BURSt:CBS:TIME?

Description

This query returns CBS Time for selected service and direction.

Navigation Path: Setup > Test Configurator > EtherSAM > Burst > CBS Test Time

Syntax

:FETCh:DATA:TELecom:ETHernet:ESAM:BURSt:CBS:TIME? <wsp><Service>, <Direction>

Parameter(s)

Service:

The program data syntax for the first parameter is defined as a <DECIMAL NUMERIC PROGRAM DATA> element.

Selects the Service number 1 or 10.

Direction:

The program data syntax for the second parameter is defined as a <CHARACTER PROGRAM DATA> element.

Selects the Direction.

(For DTS used both LTOR and RTOL as direction and For Non DTS use LTOR as direction)

LTORemote: Local to Remote

RTOLocal: Remote to Local

P1TOP2: P1 -TO-P2 for dual port topology.

P2TOP1: P2 -TO-P1 for dual port topology.

Response Syntax

<CBS Time>

Response(s)

CBS Time:

The response data syntax for the first parameter is defined as a <NR2 NUMERIC RESPONSE DATA> element.

Returns CBS Time for mentioned Stream and direction

Example(s)

FETC:DATA:TEL:ETH:ESAM:BURSt:CBS:TIME? 1, LTOR

See Also

FETCh:DATA:TELecom:ETHernet:ESAM:SCOTest:BURSt:ARXRate?

:FETCh:DATA:TELecom:ETHernet:ESAM:BURSt:EBS:TIME?

Description

This query returns EBS Time for selected service and direction.

Navigation Path: Setup > Test Configurator > EtherSAM > Burst > EBS Test Time

Syntax

:FETCh:DATA:TELecom:ETHernet:ESAM:BURSt:EBS:TIME? <wsp><Service>, <Direction>

Parameter(s)

Service:

The program data syntax for the first parameter is defined as a <DECIMAL NUMERIC PROGRAM DATA> element.

Selects the Service number 1 or 10.

Direction:

The program data syntax for the second parameter is defined as a <CHARACTER PROGRAM DATA> element.

Selects the Direction.

(For DTS used both LTOR and RTOL as direction and For Non DTS use LTOR as direction)

LTORemote: Local to Remote

RTOLocal: Remote to Local

P1TOP2: P1 -TO-P2 for dual port topology.

P2TOP1: P2 -TO-P1 for dual port topology.

Response Syntax

<EBS Time>

Response(s)

EBS Time:

The response data syntax for the first parameter is defined as a <NR2 NUMERIC RESPONSE DATA> element.

Returns EBS Time for mentioned Stream and direction

Example(s)

FETC:DATA:TEL:ETH:ESAM:BURSt:EBS:TIME? 1, LTOR

See Also

FETCh:DATA:TELecom:ETHernet:ESAM:SCOTest:RAMP:TXRate?

:FETCh:DATA:TELecom:ETHernet:ESAM:BURSt:TBURst:TIME?

Description

This query returns Total Burst Time for selected service and direction

Navigation Path: Setup > Test Configurator > EtherSAM > Burst > Total Burst Test Time

Syntax

:FETCh:DATA:TELecom:ETHernet:ESAM:BURSt:TBURst:TIME? <wsp><Service>, <Direction>

Parameter(s)

Service:

The program data syntax for the first parameter is defined as a <DECIMAL NUMERIC PROGRAM DATA> element.

Selects the Service number 1 or 10.

Direction:

The program data syntax for the second parameter is defined as a <CHARACTER PROGRAM DATA> element.

Selects the Direction.

(For DTS used both LTOR and RTOL as direction and For Non DTS use LTOR as direction)

LTORemote: Local to Remote

RTOLocal: Remote to Local

P1TOP2: P1 -TO-P2 for dual port topology.

P2TOP1: P2 -TO-P1 for dual port topology.

Response Syntax

<Total BURST time>

Response(s)

Total BURST time:

The response data syntax for the first parameter is defined as a <NR2 NUMERIC RESPONSE DATA> element.

Returns Total Burst Time for mentioned Stream and direction

Example(s)

FETC:DATA:TEL:ETH:ESAM:BURSt:TBURst:TIME? 1, LTOR

See Also

FETCh:DATA:TELecom:ETHernet:ESAM:SCOTest:RAMP:FLOSs?

:FETCh:DATA:TELecom:ETHernet:ESAM:BURSt:TOTal?

Description

This query returns the Total values for CBS/EBS/Total Burst Time for selected service.

Navigation Path: Setup > Test Configurator > EtherSAM > Burst > Total

Syntax

:FETCh:DATA:TELecom:ETHernet:ESAM:BURSt:TOTal? <wsp><Direction>, <Type>

Parameter(s)

Direction:

The program data syntax for the first parameter is defined as a <CHARACTER PROGRAM DATA> element.

Selects the Direction.

(For DTS used both LTOR and RTOL as direction, For Non DTS use LTOR as direction and for Dual port topology use P1TOP2 and P2TOP1)

LTORemote: Local to Remote

RTOLocal: Remote to Local

P1TOP2: P1 -TO-P2

P2TOP1: P2 -TO-P1

Type:

The program data syntax for the second parameter is defined as a <CHARACTER PROGRAM DATA> element.

Selects the type pf burst parameter.

CBS: CBS

EBS: EBS

TBURST: Total Burst a

Response Syntax

<BURST>

Response(s)

BURST:

The response data syntax for the first parameter is defined as a <NR2 NUMERIC RESPONSE DATA> element.

Returns the Total values for CBS/EBS/Total Burst Time for specified service.

Example(s)

FETC:DATA:TEL:ETH:ESAM:BURSt:TOT? LTOR,CBS

See Also

FETCh:DATA:TELecom:ETHernet:ESAM:SCOTest:RAMP:MAXJitter?

:SOURce:DATA:TELecom:ETHernet:ESAM:CONFig:BURSt:PARameters:BIRFrame

Description

This command sets the Burst/IR frame ratio.

At *RST condition the value is set to 90.

Navigation Path: Setup > Test Configurator > EtherSAM > Burst > Parameters - Burst/IR Frame Ratio

Syntax

:SOURce:DATA:TELecom:ETHernet:ESAM:CONFig:BURSt:PARameters:BIRFrame <wsp><Burst IR frame ratio>

Parameter(s)

Burst IR frame ratio:

The program data syntax for the first parameter is defined as a <DECIMAL NUMERIC PROGRAM DATA> element.

Sets the Burst/IR frame ratio.

MAXimum: Biggest supported value

MINimum: Smallest supported value

DEFault: Default value

Response Syntax

<BURST>

Example(s)

SOURce:DATA:TELecom:ETHernet:ESAM:CONFig:BURSt:PARameters:BIRFrame 20

See Also

SOURce:DATA:TELecom:ETHernet:ESAM:CONFig:SERVices:SLAParameter:INFR:ENABle ?

:SOURce:DATA:TELecom:ETHernet:ESAM:CONFig:BURSt:PARameters:BIRFrame?

Description

This query returns the Burst/IR frame ratio.

At *RST condition the value is set to 90.

Navigation Path: Setup > Test Configurator > EtherSAM > Burst > Parameters - Burst/IR Frame Ratio

Syntax

:SOURce:DATA:TELecom:ETHernet:ESAM:CONFig:BURSt:PARameters:BIRFrame?[<wsp><Burst IR frame ratio>]

Parameter(s)

Burst IR frame ratio:

The program data syntax for the first parameter is defined as a <CHARACTER PROGRAM DATA> element.

Sets the Burst/IR frame ratio.

This parameter is optional. If no token is specified, the current Burst/IR frame ratio value is returned.

MAXimum: Biggest supported value

MINimum: Smallest supported value

DEFault: Default value

Response Syntax

<Burst ir Frame ratio>

Response(s)

Burst ir Frame ratio:

The response data syntax for the first parameter is defined as a <NR1 NUMERIC RESPONSE DATA> element.

Returns the Burst/IR frame ratio.

Example(s)

SOURce:DATA:TELecom:ETHernet:ESAM:CONFig:BURSt:PARameters:BIRFrame 20

SOURce:DATA:TELecom:ETHernet:ESAM:CONFig:BURSt:PARameters:BIRFrame?

Returns: 20

See Also

SOURce:DATA:TELecom:ETHernet:ESAM: CONFig:SERVices:SLAParameter:BSIZE?

:SOURce:DATA:TELecom:ETHernet:ESAM:CONFig:BURSt:PARameters:NOBSequence

Description

This command sets the number of Burst sequence.

At *RST condition the value is set to 2.

Navigation Path: Setup > Test Configurator > EtherSAM > Burst > Parameters - Number of Burst Sequence

Syntax

:SOURce:DATA:TELecom:ETHernet:ESAM:CONFig:BURSt:PARameters:NOBSequence <wsp><Number of Burst Sequence>

Parameter(s)

Number of Burst Sequence:

The program data syntax for the first parameter is defined as a <DECIMAL NUMERIC PROGRAM DATA> element.

Sets the number of Burst sequence.

MAXimum: Biggest supported value

MINimum: Smallest supported value

DEFault: Default value

Response Syntax

<Burst ir Frame ratio>

Example(s)

SOURce:DATA:TELecom:ETHernet:ESAM:CONFig:BURSt:PARameters:NOBSequence 6

See Also

SOURce:DATA:TELecom:ETHernet:ESAM: CONFig:SERVices:VLAN

:SOURce:DATA:TELecom:ETHernet:ESAM:CONFig:BURSt:PARameters:NOBSequence?

Description

This query returns the number of burst sequence.

At *RST condition the value is set to 2.

Navigation Path: Setup > Test Configurator > EtherSAM > Burst > Parameters - Number of Burst Sequence

Syntax

:SOURce:DATA:TELecom:ETHernet:ESAM:CONFig:BURSt:PARameters:NOBSequence?[<wsp><Number of Burst Sequence>]

Parameter(s)

Number of Burst Sequence:

The program data syntax for the first parameter is defined as a <CHARACTER PROGRAM DATA> element.

Sets the number of Burst sequence.

This parameter is optional. If no token is specified, the current Burst sequence value is returned.

MAXimum: Biggest supported value

MINimum: Smallest supported value

DEFault: Default value

Response Syntax

<Number of burst Sequence>

Response(s)

Number of burst Sequence:

The response data syntax for the first parameter is defined as a <NR1 NUMERIC RESPONSE DATA> element.

Returns the number of Burst sequence.

MAXimum, returns the Burst sequence as maximum.

MINimum, returns the Burst sequence as minimum.

Example(s)

SOURce:DATA:TELecom:ETHernet:ESAM:CONFig:BURSt:PARameters:NOBSequence?

See Also

SOURce:DATA:TELecom:ETHernet:ESAM:CONFig:SERVices:FRASize:QUANtity

:SOURce:DATA:TELecom:ETHernet:ESAM:CONFig:BURSt:PARameters:RDERatio

Description

This command sets the refill delay ratio.

At *RST condition the value is set to 50.

Navigation Path: Setup > Test Configurator > EtherSAM > Burst > Parameters - Refill Delay Ratio

Syntax

:SOURce:DATA:TELecom:ETHernet:ESAM:CONFig:BURSt:PARameters:RDERatio <wsp><Refil delay Ratio>

Parameter(s)

Refil delay Ratio:

The program data syntax for the first parameter is defined as a <DECIMAL NUMERIC PROGRAM DATA> element.

Sets the refill delay ratio (%).

MAXimum: Biggest supported value

MINimum: Smallest supported value

DEFault: Default value

Response Syntax

<Number of burst Sequence>

Example(s)

SOUR:DATA:TEL:ETH:ESAM:CONF:BURS:PAR:RDER 50

See Also

SOURce:DATA:TELecom:ETHernet:ESAM: CONFig:SERVices:FRASize:QUANtity?

:SOURce:DATA:TELecom:ETHernet:ESAM:CONFig:BURSt:PARameters:RDERatio?

Description

This query returns the refill delay ratio.

At *RST condition the value is set to 50.

Navigation Path: Setup > Test Configurator > EtherSAM > Burst > Parameters - Refill Delay Ratio

Syntax

:SOURce:DATA:TELecom:ETHernet:ESAM:CONFig:BURSt:PARameters:RDERatio?[<wsp><Refil delay Ratio>]

Parameter(s)

Refil delay Ratio:

The program data syntax for the first parameter is defined as a <CHARACTER PROGRAM DATA> element.

Sets the refill delay ratio (%).

This parameter is optional. If no token is specified, the current refill delay ratio value is returned.

MAXimum: Biggest supported value

MINimum: Smallest supported value

DEFault: Default value

Response Syntax

<Refil Delay Ratio>

Response(s)

Refil Delay Ratio:

The response data syntax for the first parameter is defined as a <NR1 NUMERIC RESPONSE DATA> element.

Returns the refill delay ratio (%).

MAXimum, returns the refill delay ratio as maximum.

MINimum, returns the refill delay ratio as minimum.

Example(s)

SOURce:DATA:TELecom:ETHernet:ESAM:CONFig:BURSt:PARameters:RDERatio 50

SOURce:DATA:TELecom:ETHernet:ESAM:CONFig:BURSt:PARameters:RDERatio?

Returns: 50

See Also

SOURce:DATA:TELecom:ETHernet:ESAM:CONFig:SERVices:SLAParameter:INFR:ENABle

EtherSAM - Ramp

:FETCh:DATA:TELecom:ETHernet:ESAM:RAMP:DURation?

Description	This query returns the Ramp duration. Navigation Path: Setup > Test Configurator > EtherSAM > Ramp > Ramp Duration
Syntax	:FETCh:DATA:TELecom:ETHernet:ESAM:RAMP:DURation?
Response Syntax	<RAMP DURATION>
Response(s)	**RAMP DURATION**: The response data syntax for the first parameter is defined as a <NR1 NUMERIC RESPONSE DATA> element. Returns the Ramp Duration
Example(s)	FETCh:DATA:TELecom:ETHernet:ESAM:RAMP:DURation?
See Also	FETCh:DATA:TELecom:ETHernet:ESAM:SCOTest:BURSt:RTLatency?

:SOURce:DATA:TELecom:ETHernet:ESAM:RAMP:STEP:ADD

Description	This command adds the step value. Navigation Path: Setup > Test Configurator > EtherSAM > Ramp > Add Step
Syntax	:SOURce:DATA:TELecom:ETHernet:ESAM:RAMP:STEP:ADD <wsp><Step Value>
Parameter(s)	**Step Value**: The program data syntax for the first parameter is defined as a <DECIMAL NUMERIC PROGRAM DATA> element. Sets the Step value to add
Response Syntax	<RAMP DURATION>
Example(s)	SOURce:DATA:TELecom:ETHernet:ESAM:RAMP:STEP:ADD 10
See Also	SOURce:DATA:TELecom:ETH:ESAM:GLOB:PDIR:CONF:STAT

:SOURce:DATA:TELecom:ETHernet:ESAM:RAMP:STEP:DEFault

Description	This command resets steps to default settings. Navigation Path: Setup > Test Configurator > EtherSAM > Ramp > Defaults
Syntax	:SOURce:DATA:TELecom:ETHernet:ESAM:RAMP:STEP:DEFault
Response Syntax	<RAMP DURATION>
Example(s)	SOURce:DATA:TELecom:ETHernet:ESAM:RAMP:STEP:DEFault
See Also	SOURce:DATA:TELecom:ETHernet:ESAM:RESTore:DEFault

:SOURce:DATA:TELecom:ETHernet:ESAM:RAMP:STEP:DELete

Description	This command deletes the step value. Navigation Path: Setup > Test Configurator > EtherSAM > Ramp > Delete Step
Syntax	:SOURce:DATA:TELecom:ETHernet:ESAM:RAMP:STEP:DELete <wsp><Step Index>
Parameter(s)	**Step Index**: The program data syntax for the first parameter is defined as a <DECIMAL NUMERIC PROGRAM DATA> element. Sets the Index of the step to be deleted
Response Syntax	<RAMP DURATION>
Example(s)	SOURce:DATA:TELecom:ETHernet:ESAM:RAMP:STEP:DELete 2
See Also	SOURce:DATA:TELecom:ETH:ESAM:GLOB:PDIR:CONF:STAT?

:SOURce:DATA:TELecom:ETHernet:ESAM:RAMP:STEP:TIME

Description

This command sets the ramp Step Time.

Navigation Path: Setup > Test Configurator > EtherSAM > Ramp > Step Time

Syntax

:SOURce:DATA:TELecom:ETHernet:ESAM:RAMP:STEP:TIME <wsp><Ramp Step Time>

Parameter(s)

Ramp Step Time:

The program data syntax for the first parameter is defined as a <DECIMAL NUMERIC PROGRAM DATA> element.

Set Ramp Step Time

MAXimum: Biggest supported value

MINimum: Smallest supported value

Response Syntax

<RAMP DURATION>

Example(s)

SOURce:DATA:TELecom:ETHernet:ESAM:RAMP:STEP:TIME 7

See Also

FETCh:DATA:TELecom:ETHernet:ESAM:SCOTest:BURSt:FLOSs?

:SOURce:DATA:TELecom:ETHernet:ESAM:RAMP:STEP:TIME?

Description

This query returns the ramp Step Time.

Navigation Path: Setup > Test Configurator > EtherSAM > Ramp > Step Time

Syntax

:SOURce:DATA:TELecom:ETHernet:ESAM:RAMP:STEP:TIME?[<wsp><Ramp Step Time>]

Parameter(s)

Ramp Step Time:

The program data syntax for the first parameter is defined as a <CHARACTER PROGRAM DATA> element.

Returns Ramp Step Time

This parameter is optional. If no token is specified, the current Ramp Step Time value is returned.

MAXimum: Biggest supported value

MINimum: Smallest supported value

DEFault: Default value

Response Syntax

<RAMP STEPTIME>

Response(s)

RAMP STEPTIME:

The response data syntax for the first parameter is defined as a <NR1 NUMERIC RESPONSE DATA> element.

Returns the Ramp Step Time

Example(s)

SOURce:DATA:TELecom:ETHernet:ESAM:RAMP:STEP:TIME 7

SOURce:DATA:TELecom:ETHernet:ESAM:RAMP:STEP:TIME?

Returns: 7

See Also

FETCh:DATA:TELecom:ETHernet:ESAM:SCOTest:BURSt:MAXJitter?

Fibre Channel

:FETCh:DATA:TELecom:FIBer:PORT:DTOPology?

Description	This query returns the discovered topology for storage network. At *RST, this value is device dependent. Navigation Path: Setup > Test Configurator > Fibre Channel > Login - Discovered Topology
Syntax	:FETCh:DATA:TELecom:FIBer:PORT:DTOPology?
Response Syntax	<Dtopology>
Response(s)	**Dtopology**: The response data syntax for the first parameter is defined as a <CHARACTER RESPONSE DATA> element. Returns the discovered topology for storage network. FABRIC, Fabric is retrieved. PTPOINT, Point to Point is retrieved.
Example(s)	SOUR:DATA:TEL:FIB:PORT:LOG:STAT ON FETCh:DATA:TEL:FIB:PORT:LOG FETC:DATA:TEL:FIB:PORT:DTOP?
See Also	FETCh:DATA:TELecom:FIBer:PORT:FLOGin:STATus?

:FETCh:DATA:TELecom:FIBer:PORT:FLOGin:STATus?

Description

This query returns the fabric login status for the storage network.

At *RST, this value is device dependent.

Navigation Path: Setup > Test Configurator > Fibre Channel > Login - Fabric Status

Syntax

:FETCh:DATA:TELecom:FIBer:PORT:FLOGin:STATus?

Response Syntax

<Status>

Response(s)

Status:

The response data syntax for the first parameter is defined as a <CHARACTER RESPONSE DATA> element.

Returns the fabric login status for the storage network.

LOGGEDIN, Logged-in is retrieved.

FAILED, Failed is retrieved.

INPROGRESS, In progress is retrieved.

LOGGEDOUT, Logged-out is retrieved.

Example(s)

SOUR:DATA:TEL:FIB:PORT:LOG:STAT ON

FETCh:DATA:TEL:FIB:PORT:LOG

FETC:DATA:TEL:FIB:PORT:FLOG:STAT?

See Also

FETCh:DATA:TELecom:FIBer:PORT:PLOGin:STATus?

:FETCh:DATA:TELecom:FIBer:PORT:LOGin

Description	This command sends the login request. This command is an event and has no associated *RST condition or query form. Navigation Path: Setup > Test Configurator > Fibre Channel > Login - Login
Syntax	:FETCh:DATA:TELecom:FIBer:PORT:LOGin
Response Syntax	<Status>
Example(s)	SOUR:DATA:TEL:FIB:PORT:LOG:STAT ON FETCh:DATA:TEL:FIB:PORT:LOG
See Also	FETCh:DATA:TELecom:FIBer:PORT:FLOGin:STATus?

:FETCh:DATA:TELecom:FIBer:PORT:PLOGin:STATus?

Description

This query returns the port login status for the storage network.

At *RST, this value is device dependent.

Navigation Path: Setup > Test Configurator > Fibre Channel > Login - Port Status

Syntax

:FETCh:DATA:TELecom:FIBer:PORT:PLOGin:STATus?

Response Syntax

<Status>

Response(s)

Status:

The response data syntax for the first parameter is defined as a <CHARACTER RESPONSE DATA> element.

Returns the port login status for the storage network.

LOGGEDIN, Logged-in is retrieved.

FAILED, Failed is retrieved.

INPROGRESS, In progress is retrieved.

LOGGEDOUT, Logged-out is retrieved.

Example(s)

SOUR:DATA:TEL:FIB:PORT:LOG:STAT ON

FETCh:DATA:TEL:FIB:PORT:LOG

FETC:DATA:TEL:FIB:PORT:PLOG:STAT?

See Also

FETCh:DATA:TELecom:FIBer:PORT:FLOGin:STATus?

:SOURce:DATA:TELecom:FIBer:PORT:ADVertised:BBCRedit

Description

This command sets the advertised Buffer to Buffer (BB) credit during login.

At *RST, this value is set to 10.

Navigation Path: Setup > Test Configurator > Fibre Channel > Login - Advertised BB_Credit

Syntax

:SOURce:DATA:TELecom:FIBer:PORT:ADVertised:BBCRedit <wsp><Bbcredit>

Parameter(s)

Bbcredit:

The program data syntax for the first parameter is defined as a <DECIMAL NUMERIC PROGRAM DATA> element.

Sets the advertised BB credit during login. Choices are 0 through 65535.

MAXimum: Maximum

MINimum: Minimum

Response Syntax

<Status>

Example(s)

SOUR:DATA:TEL:FIB:PORT:ADV:BBCR 60

See Also

SOURce:DATA:TELecom:FIBer:PORT:AVAilable:BBCRedit

:SOURce:DATA:TELecom:FIBer:PORT:ADVertised:BBCRedit?

Description

This query returns the advertised Buffer to Buffer (BB) credit during login.

At *RST, this value is set to 10.

Navigation Path: Setup > Test Configurator > Fibre Channel > Login - Advertised BB_Credit

Syntax

:SOURce:DATA:TELecom:FIBer:PORT:ADVertised:BBCRedit?[<wsp><BB Credit>]

Parameter(s)

BB Credit:

The program data syntax for the first parameter is defined as a <CHARACTER PROGRAM DATA> element.

This parameter is optional. If unspecified, the current value will be returned.

MAXimum: Maximum

MINimum: Minimum

Response Syntax

<Bbcredit>

Response(s)

Bbcredit:

The response data syntax for the first parameter is defined as a <NR1 NUMERIC RESPONSE DATA> element.

Returns the advertised BB credit during login.

Example(s)

SOUR:DATA:TEL:FIB:PORT:ADV:BBCR 60

SOUR:DATA:TEL:FIB:PORT:ADV:BBCR?

Returns: 60

See Also

SOURce:DATA:TELecom:FIBer:PORT:AVAilable:BBCRedit?

:SOURce:DATA:TELecom:FIBer:PORT:AVAilable:BBCRedit

Description

This command sets the number of AvailableBB_Credit.

At *RST, this value is set to 10.

Navigation Path: Setup > Test Configurator > Fibre Channel > Buffer to Buffer Flow Control - Available BB_Credit

Syntax

:SOURce:DATA:TELecom:FIBer:PORT:AVAilable:BBCRedit <wsp><BB Credit>

Parameter(s)

BB Credit:

The program data syntax for the first parameter is defined as a <DECIMAL NUMERIC PROGRAM DATA> element.

Sets the number of available BB credit. Choices are 0 through 65535.

MAXimum: Maximum allowed value.

MINimum: Minimum allowed value.

Response Syntax

<Bbcredit>

Example(s)

SOUR:DATA:TEL:FIB:PORT:AVA:BBCR 25

See Also

SOURce:DATA:TELecom:FIBer:PORT:ADVertised:BBCRedit

:SOURce:DATA:TELecom:FIBer:PORT:AVAilable:BBCRedit?

Description

This query returns the number of available Available BB_Credit.

At *RST, this value is set to 10.

Navigation Path: Setup > Test Configurator > Fibre Channel > Buffer to Buffer Flow Control - Available BB_Credit

Syntax

:SOURce:DATA:TELecom:FIBer:PORT:AVAilable:BBCRedit?[<wsp><BB Credit>]

Parameter(s)

BB Credit:

The program data syntax for the first parameter is defined as a <CHARACTER PROGRAM DATA> element.

This parameter is optional. If unspecified, the current value is returned.

MAXimum: Maximum allowed value.

MINimum: Minimum allowed value.

Response Syntax

<Bbcredit>

Response(s)

Bbcredit:

The response data syntax for the first parameter is defined as a <NR1 NUMERIC RESPONSE DATA> element.

Returns the number of available BB credit.

Example(s)

SOUR:DATA:TEL:FIB:PORT:AVA:BBCR 25

SOUR:DATA:TEL:FIB:PORT:AVA:BBCR?

Returns: 25

See Also

SOURce:DATA:TELecom:FIBer:PORT:ADVertised:BBCRedit?

:SOURce:DATA:TELecom:FIBer:PORT:FCONtrol:ENABle

Description

This command enables/disables the buffer to buffer flow control.

At *RST, this value is set to ON.

Navigation Path: Setup > Test Configurator > Fibre Channel > Buffer to Buffer Flow Control - Enable

Syntax

:SOURce:DATA:TELecom:FIBer:PORT:FCONtrol:ENABle <wsp><Status>

Parameter(s)

Status:

The program data syntax for the first parameter is defined as a <BOOLEAN PROGRAM DATA> element.

Enables/disables:

ON: Enables

OFF: Disables

Response Syntax

<Bbcredit>

Example(s)

SOUR:DATA:TEL:FIB:PORT:FCON:ENAB ON

See Also

SOURce:DATA:TELecom:FIBer:PORT:LOGin:STATus

:SOURce:DATA:TELecom:FIBer:PORT:FCONtrol:ENABle?

Description

This query returns the on/off status of buffer to buffer flow control.

At *RST, this value is set to ON.

Navigation Path: Setup > Test Configurator > Fibre Channel > Buffer to Buffer Flow Control - Enable

Syntax

:SOURce:DATA:TELecom:FIBer:PORT:FCONtrol:ENABle?

Response Syntax

<Status>

Response(s)

Status:

The response data syntax for the first parameter is defined as a <BOOLEAN RESPONSE DATA> element.

Returns the enable/disable status:

1: Enabled

0: Disabled

Example(s)

SOUR:DATA:TEL:FIB:PORT:FCON:ENAB ON

SOUR:DATA:TEL:FIB:PORT:FCON:ENAB?

Returns: 1

See Also

SOURce:DATA:TELecom:FIBer:PORT:LOGin:STATus?

:SOURce:DATA:TELecom:FIBer:PORT:LOGin:STATus

Description

This command enables/disables login.

At *RST, this value is set to OFF.

Navigation Path: Setup > Test Configurator > Fibre Channel > Login - Enable

Syntax

:SOURce:DATA:TELecom:FIBer:PORT:LOGin:STATus <wsp><Set>

Parameter(s)

Set:

The program data syntax for the first parameter is defined as a <BOOLEAN PROGRAM DATA> element.

Enables/disables:

ON: Enables

OFF: Disables

Response Syntax

<Status>

Example(s)

SOUR:DATA:TEL:FIB:PORT:LOG:STAT ON

See Also

SOURce:DATA:TELecom:FIBer:PSP

:SOURce:DATA:TELecom:FIBer:PORT:LOGin:STATus?

Description
This query returns the on/off status of login.
At *RST, this value is set to OFF.
Navigation Path: Setup > Test Configurator > Fibre Channel > Login - Enable

Syntax
:SOURce:DATA:TELecom:FIBer:PORT:LOGin:STATus?

Response Syntax
<Set>

Response(s)
Set:
The response data syntax for the first parameter is defined as a <BOOLEAN RESPONSE DATA> element.
Returns the login status.

Example(s)
SOUR:DATA:TEL:FIB:PORT:LOG:STAT ON
SOUR:DATA:TEL:FIB:PORT:LOG:STAT?
Returns: 1

See Also
SOURce:DATA:TELecom:FIBer:PSP?

:SOURce:DATA:TELecom:FIBer:PORT:WDEStination

Description

This command sets the destination World Wide Name (WWN) address.

At *RST, this value is device dependent.

Navigation Path: Setup > Test Configurator > Fibre Channel > World Wide Name (WWN) - Destination

Syntax

:SOURce:DATA:TELecom:FIBer:PORT:WDEStination <wsp><Wdestination>

Parameter(s)

Wdestination:

The program data syntax for the first parameter is defined as a <STRING PROGRAM DATA> element.

Sets the destination World Wide Name (WWN) for storage network.

Response Syntax

<Set>

Example(s)

SOUR:DATA:TEL:FIB:PORT:WDES AA-00-00-AA-10-00-00-AA

See Also

SOURce:DATA:TELecom:FIBer:PORT:WSOurce

:SOURce:DATA:TELecom:FIBer:PORT:WDEStination?

Description

This query returns the destination World Wide Name (WWN) address.

At *RST, this value is device dependent.

Navigation Path: Setup > Test Configurator > Fibre Channel > World Wide Name (WWN) - Destination

Syntax

:SOURce:DATA:TELecom:FIBer:PORT:WDEStination?

Response Syntax

<Wdestination>

Response(s)

Wdestination:

The response data syntax for the first parameter is defined as a <STRING RESPONSE DATA> element.

Returns the destination World Wide Name (WWN) for storage network.

Example(s)

SOUR:DATA:TEL:FIB:PORT:WDES AA-00-00-AA-10-00-00-AA

SOUR:DATA:TEL:FIB:PORT:WDES?

Returns: AA-00-00-AA-10-00-00-AA

See Also

SOURce:DATA:TELecom:FIBer:PORT:WSOurce?

:SOURce:DATA:TELecom:FIBer:PORT:WSOurce

Description

This command sets the World Wide Name (WWN) source address.

At *RST, this value is device dependent.

Navigation Path: Setup > Test Configurator > Fibre Channel > World Wide Name (WWN) - Source

Syntax

:SOURce:DATA:TELecom:FIBer:PORT:WSOurce <wsp><Wsource>

Parameter(s)

Wsource:

The program data syntax for the first parameter is defined as a <STRING PROGRAM DATA> element.

Sets the source World Wide Name (WWN) for storage network.

Response Syntax

<Wdestination>

Example(s)

SOUR:DATA:TEL:FIB:PORT:WSO AA-00-00-AA-10-00-00-12

See Also

SOURce:DATA:TELecom:FIBer:PORT:WDEStination

:SOURce:DATA:TELecom:FIBer:PORT:WSOurce?

Description

This query returns the World Wide Name (WWN) source address.

At *RST, this value is device dependent.

Navigation Path: Setup > Test Configurator > Fibre Channel > World Wide Name (WWN) - Source

Syntax

:SOURce:DATA:TELecom:FIBer:PORT:WSOurce?

Response Syntax

<Wsource>

Response(s)

Wsource:

The response data syntax for the first parameter is defined as a <STRING RESPONSE DATA> element.

Returns the source World Wide Name (WWN).

Example(s)

SOUR:DATA:TEL:FIB:PORT:WSO AA-00-00-AA-10-00-00-12

SOUR:DATA:TEL:FIB:PORT:WSO?

Returns: AA-00-00-AA-10-00-00-12

See Also

SOURce:DATA:TELecom:FIBer:PORT:WDEStination?

Labels

:SENSe:DATA:TELecom:SDHSonet:HOP:PATH:LABel:EXPected

Description

This command sets the expected STS/AU Path (C2) of High Order Path (HOP).

At *RST condition, the CONFig is set to a device-dependent value.

Navigation Path: Setup > Test Configurator > OC/STM > Labels > Labels - STS/AU Path (C2) - Expected

Navigation Path: Results > Traces > Labels - STS/AU Path (C2) - Expected

Syntax

:SENSe:DATA:TELecom:SDHSonet:HOP:PATH:LABel:EXPected <wsp><Label>

Parameter(s)

Label:

The program data syntax for the first parameter is defined as a <CHARACTER PROGRAM DATA> element.

Selects the expected path signal label.

EQUipped: Equipped non-specific.

FVTMode: Floating VT (Virtual Tributary) mode.

LOCKed: Locked VT (Virtual Tributary) mode.

AMDS3: asynchronous Mapping for DS3.

MDEVelopment: Mapping under Development.

AM140: asynchronous Mapping for 140M (DS4NA).

ATMM: Mapping for ATM.

MDQDb: Mapping for DQDB.

FDDim: asynchronous Mapping for Fiber Distributed Data Interface (FDDI).

MHDLc: Mapping of HDLC (High-Level Data Link Control) over SONET.

SSELf: SDL with self-synchronization scrambler.

MHLaps: Mapping of HDLC (High-Level Data Link Control)/LAPS (Link Access Procedure for SDH).

SSET: Set SDL with use of a set-reset scrambler.

M10ethernet: 10 Gbps ethernet (IEEE 802.3).

GFP: GFP (Generic Framing Procedure).

RHPPp: Reserved [obsolete HDLC (High-Level Data Link Control)/PPP (Point-to-Point Protocol) framed].

TSIGnal: Test signal, ITU-T 0.181 specific mapping.

AMODuk: Async Mapping of ODUK

M10Fc: Mapping 10 Gbits/S FC

:SENSe:DATA:TELecom:SDHSonet:HOP:PATH:LABel:EXPected

Response Syntax	<Value>
Example(s)	SENS:DATA:TEL:SDHS:HOP:PATH:LAB:EXP EQUIPPED SENS:DATA:TEL:SDHS:HOP:PATH:LAB:EXP? Returns: EQUIPPED
See Also	SENSe:DATA:TELecom:SDHSonet:HOP:PUNeq?

:SENSe:DATA:TELecom:SDHSonet:HOP:PATH:LABel:EXPected?

Description	This query returns the expected STS/AU Path (C2) of High Order Path (HOP). At *RST condition, this value is device dependent. Navigation Path: Setup > Test Configurator > OC/STM > Labels > Labels - STS/AU Path (C2) - Expected Navigation Path: Results > Traces > Labels - STS/AU Path (C2) - Expected
Syntax	:SENSe:DATA:TELecom:SDHSonet:HOP:PATH:LABel:EXPected?
Response Syntax	<Label>

:SENSe:DATA:TELecom:SDHSonet:HOP:PATH:LABel:EXPected?

Response(s)

Label:

The response data syntax for the first parameter is defined as a <CHARACTER RESPONSE DATA> element.

Returns the expected path signal label.

EQUIPPED, Equipped non-specific.

FVTMODE, Floating Virtual Tributary (VT) mode.

LOCKED, Locked Virtual Tributary (VT) mode.

AMDS3, asynchronous Mapping for Digital Signal-level 3 (DS3).

MDEVELOPMENT, Mapping under development.

AM140, asynchronous Mapping for 140M (DS4NA).

ATMM, Mapping for ATM.

MDQDB, Mapping for DQDB.

FDDIM, asynchronous Mapping for Fiber Distributed Data Interface (FDDI).

MHDLC, Mapping of High-Level Data Link Control (HDLC) over SONET.

SSELF, SDL with self-synchronization scrambler.

MHLAPS, Mapping of High-Level Data Link Control (HDLC)/Link Access Procedure for SDH (LAPS).

SSET, Set SDL with use of a set-reset scrambler.

M10ETHERNET, 10 Gbps ethernet (IEEE 802.3).

GFP, Generic Framing Procedure (GFP).

RHPPP, Reserved [obsolete High-Level Data Link Control (HDLC)/Point-to-Point Protocol (PPP) framed].

TSIGNAL, Test signal, ITU-T 0.181 specific mapping.

AMODUK, Async Mapping of ODUK

M10FC, Mapping 10 Gbits/S FC

Example(s)

SENS:DATA:TEL:SDHS:HOP:PATH:LAB:EXP EQUIPPED

SENS:DATA:TEL:SDHS:HOP:PATH:LAB:EXP?

Returns: EQUIPPED

See Also

SENSe:DATA:TELecom:SDHSonet:HOP:PUNeq

:SENSe:DATA:TELecom:SDHSonet:HOP:PUNeq

Description

This command enables/disables the PLM-P/UNEQ-P / HP-PLM/HP-UNEQ monitoring.

At *RST condition, this value is set to OFF.

Navigation Path: Setup > Test Configurator > OC/STM > Labels > Labels - PLM-P/UNEQ-P / HP-PLM/HP-UNEQ

Navigation Path: Results > Labels > Labels - PLM-P/UNEQ-P / HP-PLM/HP-UNEQ

Syntax

:SENSe:DATA:TELecom:SDHSonet:HOP:PUNeq <wsp><Set>

Parameter(s)

Set:

The program data syntax for the first parameter is defined as a <BOOLEAN PROGRAM DATA> element.

enables/disables the Signal Label Mismatch for the expected message as well as UNEQ-P (Unequipped - Path) monitoring.

ON: Enabled

OFF: Disabled

Response Syntax

<Label>

Example(s)

SENS:DATA:TEL:SDHS:HOP:PUN ON

SENS:DATA:TEL:SDHS:HOP:PUN?

Returns: 1

See Also

SENSe:DATA:TELecom:SDHSonet:HOP:PATH:LABel:EXPected?

:SENSe:DATA:TELecom:SDHSonet:HOP:PUNeq?

Description

This query returns the on/off status of PLM-P/UNEQ-P / HP-PLM/HP-UNEQ monitoring.

At *RST condition, this value is set to OFF.

Navigation Path: Setup > Test Configurator > OC/STM > Labels > Labels - PLM-P/UNEQ-P / HP-PLM/HP-UNEQ

Navigation Path: Results > Traces > Labels - PLM-P/UNEQ-P / HP-PLM/HP-UNEQ

Syntax

:SENSe:DATA:TELecom:SDHSonet:HOP:PUNeq?

Response Syntax

<Set>

Response(s)

Set:

The response data syntax for the first parameter is defined as a <BOOLEAN RESPONSE DATA> element.

Returns the status of Payload Label Mismatch - Path (PLM-P) / Unequipped - Path (UNEQ-P).

1 - UNEQ-P status is enabled.

0 - UNEQ-P status is disabled.

Example(s)

SENS:DATA:TEL:SDHS:HOP:PUN ON

SENS:DATA:TEL:SDHS:HOP:PUN?

Returns: 1

See Also

SENSe:DATA:TELecom:SDHSonet:HOP:PATH:LABel:EXPected

:SENSe:DATA:TELecom:SDHSonet:LOP:PATH:LABel:EXPected

Description

This command sets the expected VT/TU Path (V5) of Low Order Path (LOP).

At *RST condition, this value is device dependent.

Navigation Path: Setup > Test Configurator > OC/STM > Labels > Labels - VT/TU Path (V5) - Expected

Navigation Path: Results > Traces > Labels - VT/TU Path (V5) - Expected

Syntax

:SENSe:DATA:TELecom:SDHSonet:LOP:PATH:LABel:EXPected <wsp><Label>

Parameter(s)

Label:

The program data syntax for the first parameter is defined as a <CHARACTER PROGRAM DATA> element.

Selects the path signal label.

EQUipped: the Equipped non-specific path signal label.

ASYNchronous: the Asynchronous path signal label.

BISYnch: the BITS (Bit Synchronous) path signal label.

BYSYnch: the BYTes (Byte Synchronous) path signal label.

SIGNal: the extended path Signal.

TEST: the Test signal, ITU-T 0.181 specific mapping path signal label.

Response Syntax

<Set>

Example(s)

SENS:DATA:TEL:SDHS:LOP:PATH:LAB:EXP EQU

SENS:DATA:TEL:SDHS:LOP:PATH:LAB:EXP?

Returns: EQUIPPED

See Also

SENSe:DATA:TELecom:SDHSonet:LOPTu:PATH:LABel:EXPected?

:SENSe:DATA:TELecom:SDHSonet:LOP:PATH:LABel:EXPected?

Description

This query returns the expected VT/TU Path (V5) of Low Order Path (LOP).

At *RST condition, the configuration is set to a device-dependent value.

Navigation Path: Setup > Test Configurator > OC/STM > Labels > Labels - VT/TU Path (V5) - Expected

Navigation Path: Results > Traces > Labels - VT/TU Path (V5) - Expected

Syntax

:SENSe:DATA:TELecom:SDHSonet:LOP:PATH:LABel:EXPected?

Response Syntax

<Label>

Response(s)

Label:

The response data syntax for the first parameter is defined as a <CHARACTER RESPONSE DATA> element.

Returns the path signal label.

UNEQIPPED, Unequipped path signal label is selected.

EQUIPPED, Equipped non-specific path signal label is selected.

ASYNCHRONOUS, Asynchronous path signal label is selected.

BISYNCH, Bit Synchronous path (BITS) signal label is selected.

BYSYNCH, Byte Synchronous path signal (BYTES) label is selected.

SIGNAL, Extended path Signal is selected.

TEST, Test signal, ITU-T 0.181 specific mapping path signal label is selected.

Example(s)

SENS:DATA:TEL:SDHS:LOP:PATH:LAB:EXP EQU

SENS:DATA:TEL:SDHS:LOP:PATH:LAB:EXP?

Returns: EQUIPPED

See Also

SENSe:DATA:TELecom:SDHSonet:LOPTu:PATH:LABel:EXPected

:SENSe:DATA:TELecom:SDHSonet:LOP:PUNeq

Description

This command enables/disables PLM-V/UNEQ-V / LP-PLM/LP-UNEQ monitoring.

At *RST condition, this value is set to OFF.

Navigation Path: Setup > Test Configurator > OC/STM > Labels > Labels - PLM-V/UNEQ-V / LP-PLM/LP-UNEQ

Navigation Path: Results > Labels > Labels - PLM-V/UNEQ-V / LP-PLM/LP-UNEQ

Syntax

:SENSe:DATA:TELecom:SDHSonet:LOP:PUNeq <wsp><Set>

Parameter(s)

Set:

The program data syntax for the first parameter is defined as a <BOOLEAN PROGRAM DATA> element.

enables/disables the Signal Label Mismatch for the expected message as well as UNEQ-P (Unequipped - Path) monitoring of Low Order Path (LOP).

ON: Enabled

OFF: Disabled

Response Syntax

<Label>

Example(s)

SENS:DATA:TEL:SDHS:LOP:PUN ON

SENS:DATA:TEL:SDHS:LOP:PUN?

Returns: 1

See Also

SENSe:DATA:TELecom:SDHSonet:LOP:PUNeq?

:SENSe:DATA:TELecom:SDHSonet:LOP:PUNeq?

Description

This query returns the on/off status of PLM-V/UNEQ-V / LP-PLM/LP-UNEQ monitoring.

At *RST condition, this value is set to OFF.

Navigation Path: Setup > Test Configurator > OC/STM > Labels > Labels - PLM-V/UNEQ-V / LP-PLM/LP-UNEQ

Navigation Path: Results > Traces > Labels - PLM-V/UNEQ-V / LP-PLM/LP-UNEQ

Syntax

:SENSe:DATA:TELecom:SDHSonet:LOP:PUNeq?

Response Syntax

<Set>

Response(s)

Set:

The response data syntax for the first parameter is defined as a <BOOLEAN RESPONSE DATA> element.

Returns the status of Payload Label Mismatch - VT (PLM-V) / Unequipped - VT (UNEQ-V).

Example(s)

SENS:DATA:TEL:SDHS:LOP:PUN ON

SENS:DATA:TEL:SDHS:LOP:PUN?

Returns: 1

See Also

SENSe:DATA:TELecom:SDHSonet:LOP:PUNeq

:SENSe:DATA:TELecom:SDHSonet:LOPTu:PATH:LABel:EXPected

Description

This command sets the expected TU Path (C2) of Low Order Path (LOP-TU3).

At *RST condition, this value is device dependent.

Navigation Path: Setup > Test Configurator > OC/STM > Labels > Labels - TU Path (C2) - Expected

Navigation Path: Results > Traces > Labels - TU Path (C2) - Expected

Syntax

:SENSe:DATA:TELecom:SDHSonet:LOPTu:PATH:LABel:EXPected <wsp><Label>

Parameter(s)

Label:

The program data syntax for the first parameter is defined as a <CHARACTER PROGRAM DATA> element.

Selects the path signal label.

EQUipped: the Equipped non-specific path signal label.

GFP: the GFP.

LOCKed: the LOCKED Locked VT Mode/TU Mode signal label.

AM140: the Async Mapping of 140M in C-4 signal label.

ATMM: the ATM Mapping Signal label.

MDEVelopment: the Mapping under development signal label.

MDQDb: the Mapping for DQDB signal label.

AMDS3: the Async Mapping for DS3 label.

M10Fc: the Mapping 10 Gbit/s FC label.

FDDim: the Async Mapping for FDDI label.

MHDLc: the Mapping of HDLC label.

MHLaps: the Mapping of HDLC/LAPS label.

AMODuk: the Async Mapping of ODUk label.

REServed: the RESERVED label.

RHPPp: the RESERVED label.

SSELf: the SDL self-synch scrambler label.

SSET: the SDL set-reset scrambler label.

M10ethernet: the 10 Gbit/s Ethernet (IEEE 802.3) label.

TSIGNal: the Test Signal, ITU-T 0.181 label.

FVTMode: the 02 Floating VT Mode label.

AISTcm: the AIS (TCM) label.

:SENSe:DATA:TELecom:SDHSonet:LOPTu:PATH:LABel:EXPected

Response Syntax	<Set>
Example(s)	SENS:DATA:TEL:SDHS:LOPT:PATH:LAB:EXP EQU SENS:DATA:TEL:SDHS:LOPT:PATH:LAB:EXP? Returns: EQUIPPED
See Also	SENSe:DATA:TELecom:SDHSonet:LOP:PATH:LABel:EXPected?

:SENSe:DATA:TELecom:SDHSonet:LOPTu:PATH:LABel:EXPected?

Description

This query returns the expected TU Path (C2) of Low Order Path (LOP-TU3).

At *RST condition, the configuration is set to a device-dependent value.

Navigation Path: Setup > Test Configurator > OC/STM > Labels > Labels - TU Path (C2) - Expected

Navigation Path: Results > Traces > Labels - TU Path (C2) - Expected

Syntax

:SENSe:DATA:TELecom:SDHSonet:LOPTu:PATH:LABel:EXPected?

Response Syntax

<Label>

Response(s)

Label:

The response data syntax for the first parameter is defined as a <CHARACTER RESPONSE DATA> element.

Returns the path signal label.

UNEQIPPED, Unequipped path signal label is selected.

EQUIPPED, Equipped non-specific path signal label is selected.

ASYNCHRONOUS, Asynchronous path signal label is selected.

BISYNCH, Bit Synchronous path (BITS) signal label is selected.

BYSYNCH, Byte Synchronous path signal (BYTES) label is selected.

SIGNAL, Extended path Signal is selected.

TEST, Test signal, ITU-T 0.181 specific mapping path signal label is selected.

Example(s)

SENS:DATA:TEL:SDHS:LOPT:PATH:LAB:EXP EQU

SENS:DATA:TEL:SDHS:LOPT:PATH:LAB:EXP?

Returns: EQUIPPED

See Also

SENSe:DATA:TELecom:SDHSonet:LOP:PATH:LABel:EXPected

:SOURce:DATA:TELecom:SDHSonet:HOP:PATH:LABel

Description

This command sets the generated STS/AU Path (C2) of High Order Path (HOP).

At *RST condition, the CONFig is set to TSIGnal.

Navigation Path: Setup > Test Configurator > OC/STM > Labels > Labels - STS/AU Path (C2) - Generated

Syntax

:SOURce:DATA:TELecom:SDHSonet:HOP:PATH:LABel <wsp><Label>

:SOURce:DATA:TELecom:SDHSonet:HOP:PATH:LABel

Parameter(s)

Label:

The program data syntax for the first parameter is defined as a <CHARACTER PROGRAM DATA> element.

Selects the path signal.

UNEQuipped: unequipped

EQUipped: equipped non-specific

FVTMode: floating VT (Virtual Tributary) Mode

LOCKed: locked VT (Virtual Tributary) Mode

AMDS3: asynchronous mapping for DS3 (Digital Signal-level 3)

MDEVelopment: mapping under development

REServed: reserved

AM140: asynchronous mapping for 140M (DS4NA)

ATMM: mapping for ATM

MDQDb: mapping for DQDB

FDDim: asynchronous mapping for FDDI

MHDLc: mapping of HDLC over SONET

SSELf: SDL with self-synchronization scrambler

MHLaps: mapping of HDLC/LAPS

SSET: set SDL with use of a set-reset scrambler

M10ETHERNET: 10 Gbps ethernet (IEEE 802.3)

GFP: Generic Framing Procedure (GFP)

RHPPp: reserved [Obsolete High-Level Data Link Control (HDLC)/Point-to-Point Protocol (PPP) framed]

S1W: the STS-1 w/1 VTx payload defect; S2W: the STS-1 w/2 VTx payload defect;... up to S28W: the STS-1 w/28 VTx payload defect

TSIGnal: the test signal, ITU-T 0.181 specific mapping.

AISTcm: the STS (Synchronous Transport Signal) SPE (Synchronous Payload Envelope) AIS (Alarm Indication Signal) (TCM)

AMODUK: Async Mapping of ODUK

M10FC: Mapping 10 Gbits/S FC

:SOURce:DATA:TELecom:SDHSonet:HOP:PATH:LABel

Response Syntax	<Label>
Example(s)	SOUR:DATA:TEL:SDHS:HOP:PATH:LAB EQUIPPED SOUR:DATA:TEL:SDHS:HOP:PATH:LAB? Returns: EQUIPPED
See Also	SOURce:DATA:TELecom:SDHSonet:OVERhead:J1:PATTern:B16?

:SOURce:DATA:TELecom:SDHSonet:HOP:PATH:LABel?

Description	This query returns the STS/AU Path (C2) of High Order Path (HOP). At *RST condition, the CONFig is set to TSIGnal. Navigation Path: Setup > Test Configurator > OC/STM > Labels > Labels - STS/AU Path (C2) - Generated
Syntax	:SOURce:DATA:TELecom:SDHSonet:HOP:PATH:LABel?
Response Syntax	<Label>

:SOURce:DATA:TELecom:SDHSonet:HOP:PATH:LABel?

Response(s)

Label:

The response data syntax for the first parameter is defined as a <CHARACTER RESPONSE DATA> element.

Returns the path signal label selected:

UNEQUIPPED, Unequipped.

EQUIPPED, Equipped non-specific.

FVTMODE, Floating Virtual Tributary (VT) Mode.

LOCKED, Locked Virtual Tributary (VT) Mode.

AMDS3, Asynchronous mapping for Digital Signal-level 3 (DS3).

MDEVELOPMENT, Mapping under development.

RESERVED, Reserved.

AM140, Asynchronous mapping for 140M (DS4NA).

ATMM, Mapping for ATM.

MDQDB, Mapping for DQDB.

FDDIM, Asynchronous mapping for Fiber Distributed Data Interface (FDDI).

MHDLC, Mapping of High-Level Data Link Control (HDLC) over SONET.

SSELF, SDL with self-synchronization scrambler.

MHLAPS, Mapping of High-Level Data Link Control (HDLC)/Link Access Procedure for SDH (LAPS).

SSET, Set SDL with use of a set-reset scrambler.

M10ETHERNET, 10 Gbps ethernet (IEEE 802.3).

GFP, Generic Framing Procedure (GFP).

RHPPP, Reserved [Obsolete High-Level Data Link Control (HDLC)/Point-to-Point Protocol (PPP) framed].

S1W, STS-1 w/1 VTx payload defect.; S2W, STS-1 w/2 VTx payload defect; up to S28W, STS-1 w/28 VTx payload defect.

TSIGNAL, Test signal, ITU-T 0.181 specific mapping path signal label.

AISTCM, Synchronous Transport Signal (STS) Synchronous Payload Envelope (SPE) Alarm Indication Signal (AIS) (TCM) path signal label.

AMODUK, Async Mapping of ODUK

M10FC, Mapping 10 Gbits/S FC

Example(s)

SOUR:DATA:TEL:SDHS:HOP:PATH:LAB EQUIPPED

SOUR:DATA:TEL:SDHS:HOP:PATH:LAB?

Returns: EQUIPPED

:SOURce:DATA:TELecom:SDHSonet:HOP:PATH:LABel?

See Also SOURce:DATA:TELecom:SDHSonet:OVERhead:J1:PATTern:B16

:SOURce:DATA:TELecom:SDHSonet:LOP:PATH:LABel

Description

This command sets generated VT/TU Path (V5) of Low Order Path (LOP).

At *RST condition, the configuration is set to a device-dependent value.

Navigation Path: Setup > Test Configurator > OC/STM > Labels > Labels - VT/TU Path (V5) - Generated

Syntax

:SOURce:DATA:TELecom:SDHSonet:LOP:PATH:LABel <wsp><Label>

Parameter(s)

Label:

The program data syntax for the first parameter is defined as a <CHARACTER PROGRAM DATA> element.

Selects the path signal label.

UNEQuipped: the unequipped path signal label.

EQUipped: the Equipped non-specific path signal label.

ASYNchronous: the Asynchronous path signal label.

BISYnch: the BITS (Bit Synchronous) path signal label.

BYSYnch: the BYTes (Byte Synchronous) path signal label.

SIGNal: the extended path Signal.

TEST: the Test signal, ITU-T 0.181 specific mapping path signal label.

VTAis: the VT SPE AIS (Alarm Indication Signal) (TCM) path signal label.

Response Syntax

<Label>

Example(s)

SOUR:DATA:TEL:SDHS:LOP:PATH:LAB EQU

SOUR:DATA:TEL:SDHS:LOP:PATH:LAB?

Returns: EQUIPPED

See Also

SOURce:DATA:TELecom:SDHSonet:LOPTu:PATH:LABel?

:SOURce:DATA:TELecom:SDHSonet:LOP:PATH:LABel?

Description

This query returns the generated VT/TU Path (V5) of Low Order Path (LOP).

At *RST condition, the configuration is set to a device-dependent value.

Navigation Path: Setup > Test Configurator > OC/STM > Labels > Labels - VT/TU Path (V5) - Generated

Syntax

:SOURce:DATA:TELecom:SDHSonet:LOP:PATH:LABel?

Response Syntax

<Label>

Response(s)

Label:

The response data syntax for the first parameter is defined as a <CHARACTER RESPONSE DATA> element.

Returns the path signal label.

UNEQUIPPED, Unequipped path signal label is selected.

EQUIPPED, Equipped non-specific path signal label is selected.

ASYNCHRONOUS, Asynchronous path signal label is selected.

BISYNCH, Bit Synchronous path (BITS) signal label is selected.

BYSYNCH, Byte Synchronous path signal (BYTES) label is selected.

SIGNAL, Extended path Signal is selected.

TEST, Test signal, ITU-T 0.181 specific mapping path signal label is selected.

VTAIS, Virtual Tributary (VT) Synchronous Payload Envelope (SPE) Alarm Indication Signal (AIS)(TCM) is selected.

Example(s)

SOUR:DATA:TEL:SDHS:LOP:PATH:LAB EQU

SOUR:DATA:TEL:SDHS:LOP:PATH:LAB?

Returns: EQUIPPED

See Also

SOURce:DATA:TELecom:SDHSonet:LOPTu:PATH:LABel

:SOURce:DATA:TELecom:SDHSonet:LOPTu:PATH:LABel

Description

This command sets the generated TU Path (C2) of Low Order Path (LOP-TU3).

At *RST condition, the configuration is set to a device-dependent value.

Navigation Path: Setup > Test Configurator > OC/STM > Labels > Labels - TU Path (C2) - Generated

Syntax

:SOURce:DATA:TELecom:SDHSonet:LOPTu:PATH:LABel <wsp><Label>

Parameter(s)

Label:

The program data syntax for the first parameter is defined as a <CHARACTER PROGRAM DATA> element.

Selects the path signal label.

UNEQuipped: the unequipped path signal label.

EQUipped: the Equipped non-specific path signal label.

GFP: the GFP.

LOCKED: the LOCKED Locked VT Mode/TU Mode signal label.

AM140: the Async Mapping of 140M in C-4 signal label.

ATMM: the ATM Mapping Signal label.

MDEVELOPMENT: the Mapping under development signal label.

MDQDB: the Mapping for DQDB signal label.

AMDS3: the Async Mapping for DS3 label.

M10FC: the Mapping 10 Gbit/s FC label.

FDDIM: the Async Mapping for FDDI label.

MHDLC: the Mapping of HDLC label.

MHLAPS: the Mapping of HDLC/LAPS label.

AMODUK: the Async Mapping of ODUk label.

RESERVED: the RESERVED label.

RHPPP: the RESERVED label.

SSELF: the SDL self-synch scrambler label.

SSET: the SDL set-reset scrambler label.

M10ETHERNET: the 10 Gbit/s Ethernet (IEEE 802.3) label.

TSIGNAL: the Test Signal, ITU-T 0.181 label.

FVTMODE: the 02 Floating VT Mode label.

AISTCM: the AIS (TCM) label.

:SOURce:DATA:TELecom:SDHSonet:LOPTu:PATH:LABel

Response Syntax	<Label>
Example(s)	SOUR:DATA:TEL:SDHS:LOPT:PATH:LAB EQU SOUR:DATA:TEL:SDHS:LOPT:PATH:LAB? Returns: EQUIPPED
See Also	SOURce:DATA:TELecom:SDHSonet:LOP:PATH:LABel?

:SOURce:DATA:TELecom:SDHSonet:LOPTu:PATH:LABel?

Description	This query returns the generated TU Path (C2) of Low Order Path (LOP-TU3). At *RST condition, the configuration is set to a device-dependent value. Navigation Path: Setup > Test Configurator > OC/STM > Labels > Labels - TU Path (C2) - Generated
Syntax	:SOURce:DATA:TELecom:SDHSonet:LOPTu:PATH:LABel?
Response Syntax	<Label>

:SOURce:DATA:TELecom:SDHSonet:LOPTu:PATH:LABel?

Response(s)

Label:

The response data syntax for the first parameter is defined as a <CHARACTER RESPONSE DATA> element.

Returns the path signal label.

UNEQuipped, UNEQuipped path signal label is selected.

EQUipped, EQUipped path signal label is selected.

GFP, GFPpath signal label is selected.

LOCKED, LOCKED path signal label is selected.

AM140, AM140 path signal label is selected.

ATMM, ATMM path signal label is selected.

MDEVELOPMENT, MDEVELOPMENT path signal label is selected.

MDQDB, MDQDB path signal label is selected.

AMDS3, AMDS3 path signal label is selected.

M10FC, M10FCpath signal label is selected.

FDDIM, FDDIM path signal label is selected.

MHDLC, MHDLC path signal label is selected.

MHLAPS, MHLAPS path signal label is selected.

AMODUK, AMODUK path signal label is selected.

RESERVED, RESERVED path signal label is selected.

RHPPP, RHPPP path signal label is selected.

SSELF, SSELFpath signal label is selected.

SSET, SSET path signal label is selected.

M10ETHERNET, M10ETHERNET path signal label is selected.

TSIGNAL, TSIGNAL path signal label is selected.

FVTMODE, FVTMODE path signal label is selected.

AISTCM, AISTCM path signal label is selected.

Example(s)

SOUR:DATA:TEL:SDHS:LOPT:PATH:LAB EQU

SOUR:DATA:TEL:SDHS:LOPT:PATH:LAB?

Returns: EQUIPPED

See Also

SOURce:DATA:TELecom:SDHSonet:LOP:PATH:LABel

Thresholds (RFC 2544)

:SOURce:DATA:TELecom:ETHernet:REMote:THReshold

Description

This command sets the RFC 2544 threshold values.

At *RST condition, this value is set to 100.0.

Navigation Path: Setup > Test Configurator > RFC 2544 > Subtests > Thresholds

Syntax

:SOURce:DATA:TELecom:ETHernet:REMote:THReshold <wsp><Subtest>, <Direction>, <Value>

Parameter(s)

Subtest:

The program data syntax for the first parameter is defined as a <CHARACTER PROGRAM DATA> element.

Selects the subtest:

BTBack: Back-to-Back

FLOSs: Frame Loss

LATency: Latency

THRoughput: Throughput

Direction:

The program data syntax for the second parameter is defined as a <CHARACTER PROGRAM DATA> element.

Selects the direction:

TX2RX: TX-to-RX (TX2RX) for single port topology.

LTORemote: Local-to-Remote direction.

RTOLocal: Remote-to-Local direction.

P1TOP2: P1-to-P2 for dual port topology.

P2TOP1: P2-to-P1 for dual port topology.

BIDirectional: Bidirectional

Value:

The program data syntax for the third parameter is defined as a <DECIMAL NUMERIC PROGRAM DATA> element.

Selects the threshold value:

MAXimum: Biggest supported value

MINimum: Smallest supported value

DEFault: Default value

:SOURce:DATA:TELecom:ETHernet:REMote:THReshold

Response Syntax	<Set>
Example(s)	SOUR:DATA:TEL:ETH:REM:THR THR,LTOR,40
See Also	SOURce:DATA:TELecom:ETHernet:RFC:THRoughput:MAXRate?

:SOURce:DATA:TELecom:ETHernet:REMote:THReshold?

Description

This query returns the RFC 2544 threshold values.

At *RST condition, this value is set to 100.0.

Navigation Path: Setup > Test Configurator > RFC 2544 > Subtests > Thresholds

Syntax

:SOURce:DATA:TELecom:ETHernet:REMote:THReshold? <wsp><Subtest>, <Direction>,[<Value>]

Parameter(s)

Subtest:

The program data syntax for the first parameter is defined as a <CHARACTER PROGRAM DATA> element.

Selects the subtest:

BTBack: Back-to-Back

FLOSs: Frame Loss

LATency: Latency

THRoughput: Throughput

Direction:

The program data syntax for the second parameter is defined as a <CHARACTER PROGRAM DATA> element.

Selects the direction:

TX2RX: TX-to-RX (TX2RX) for single port topology.

LTORemote: Local-to-Remote direction.

RTOLocal: Remote-to-Local direction.

P1TOP2: P1-to-P2 for dual port topology.

P2TOP1: P2-to-P1 for dual port topology.

BIDirectional: Bidirectional

Value:

The program data syntax for the third parameter is defined as a <CHARACTER PROGRAM DATA> element.

This parameter is optional. If no token is specified, the current threshold value is returned.

MAXimum: Biggest supported value

MINimum: Smallest supported value

DEFault: Default value

Response Syntax

<Value>

:SOURce:DATA:TELecom:ETHernet:REMote:THReshold?

Response(s)

Value:

The response data syntax for the first parameter is defined as a <NR2 NUMERIC RESPONSE DATA> element.

Returns the threshold value.

Example(s)

SOUR:DATA:TEL:ETH:REM:THR THR,LTOR,40

SOUR:DATA:TEL:ETH:REM:THR? THR,LTOR

Returns: 40

See Also

SOURce:DATA:TELecom:ETHernet:RFC:THRoughput:MAXRate

Network

:FETCh:DATA:TELecom:ETHernet:SLTool:NETWork:DGATeway:IPVersion:ADDRess:STATus?

Description	This query returns the Default Gateway IPv6 address status for Loopback Tool. At *RST condition, this value is device dependent. Navigation Path: Lpbk Tool > Network > IP - Default Gateway
Syntax	:FETCh:DATA:TELecom:ETHernet:SLTool:NETWork:DGATeway:IPVersion:ADDRess:STATus?
Response Syntax	<Status>
Response(s)	**Status**: The response data syntax for the first parameter is defined as a <CHARACTER RESPONSE DATA> element. Returns the Default Gateway IPv6 address status. UNDEFINED, Undefined is retrieved. CHECKING, Checking is retrieved. UNREACHABLE, Unreachable is retrieved. REACHABLE, Reachable is retrieved.
Example(s)	FETCh:DATA:TELecom:ETHernet:SLTool:NETWork:DGATeway:IPVersion:ADDRess:STATus?
See Also	FETCh:DATA:TELecom:ETHernet:NETWork:DGATeway:IPV:ADDRess:STATus?

:FETCh:DATA:TELecom:ETHernet:SLTool:NETWork:GLOBal:IPVersion:ADDRess:STATus?

Description

This query returns the Global IPv6 address status for Loopback Tool.

At *RST condition, this value is device dependent.

Navigation Path: Lpbk Tool > Network > IP - Global IPv6 Address

Syntax

:FETCh:DATA:TELecom:ETHernet:SLTool:NETWork:GLOBal:IPVersion:ADDRess:STATus?

Response Syntax

<Status>

Response(s)

Status:

The response data syntax for the first parameter is defined as a <CHARACTER RESPONSE DATA> element.

Returns the Global IPv6 address status.

TENTATIVE, Tentative is retrieved.

GENERATING, Generating is retrieved.

SUCCESSFUL, Successful is retrieved.

PREFERRED, Preferred is retrieved.

FAILED, Failed is retrieved.

CHECKING, Checking is retrieved.

NDUPLICATE, No Duplication is retrieved.

DDETECTED, Duplication Detected is retrieved.

UNDEFINED, Undefined is retrieved.

Example(s)

FETCh:DATA:TELecom:ETHernet:SLTool:NETWork:GLOBal:IPVersion:ADDRess:STATus?

See Also

FETCh:DATA:TELecom:ETHernet:NETWork:GLOBal:IPVersion:ADDRess:STATus?

:FETCh:DATA:TELecom:ETHernet:SLTool:NETWork:LOCal:IPVersion:ADDRess:STATus?

Description

This query returns the Link-Local IPv6 address status for Loopback Tool.

At *RST condition, this value is device dependent.

Navigation Path: Lpbk Tool > Network > IP - Link-Local IPv6 Address

Syntax

:FETCh:DATA:TELecom:ETHernet:SLTool:NETWork:LOCal:IPVersion:ADDRess:STATus?

Response Syntax

<Status>

Response(s)

Status:

The response data syntax for the first parameter is defined as a <CHARACTER RESPONSE DATA> element.

Returns the Link-Local IPv6 address status.

TENTATIVE, Tentative is retrieved.

GENERATING, Generating is retrieved.

SUCCESSFUL, Successful is retrieved.

PREFERRED, Preferred is retrieved.

FAILED, Failed is retrieved.

CHECKING, Checking is retrieved.

NDUPLICATE, No Duplication is retrieved.

DDETECTED, Duplication Detected is retrieved.

UNDEFINED, Undefined is retrieved.

Example(s)

FETCh:DATA:TELecom:ETHernet:SLTool:NETWork:LOCal:IPVersion:ADDRess:STATus?

See Also

FETCh:DATA:TELecom:ETHernet:NETWork:LOCal:IPVersion:ADDRess:STATus?

:SOURce:DATA:TELecom:ETHernet:NETWork:DATalink:TYPE

Description

This command sets the Frame Format.

At *RST condition, this value is set to ETHernet.

Navigation Path: Setup > Test Configurator > Interface > Network > MAC - Frame Format

Syntax

:SOURce:DATA:TELecom:ETHernet:NETWork:DATalink:TYPE <wsp><Datalink>

Parameter(s)

Datalink:

The program data syntax for the first parameter is defined as a <CHARACTER PROGRAM DATA> element.

Set the type of datalink.

ETHERNETII: ETHERNETII

IEEE8023LLCSNAP: 802.3 SNAP

Response Syntax

<Status>

Example(s)

SOURce:DATA:TELecom:ETHernet:NETWork:DATalink:TYPE ETHERNETII

See Also

SOURce:DATA:TELecom:ETHernet:STReam:DATalink?

:SOURce:DATA:TELecom:ETHernet:NETWork:DATalink:TYPE?

Description

This query returns the Frame Format.

At *RST condition, this value is set to ETHernet.

Navigation Path: Setup > Test Configurator > Interface > Network > MAC - Frame Format

Syntax

:SOURce:DATA:TELecom:ETHernet:NETWork:DATalink:TYPE?

Response Syntax

<Datalink>

Response(s)

Datalink:

The response data syntax for the first parameter is defined as a <CHARACTER RESPONSE DATA> element.

Returns the status of Frame Format

ETHERNETII, Returns ETHERNETII as datalink.

IEEE8023LlcSnap,returns 802.3 SNAP as datalink.

Example(s)

SOURce:DATA:TELecom:ETHernet:NETWork:DATalink:TYPE ETHERNETII

SOURce:DATA:TELecom:ETHernet:NETWork:DATalink:TYPE?

Returns: ETHERNETII

See Also

SOURce:DATA:TELecom:ETHernet:STReam:DATalink?

:SOURce:DATA:TELecom:ETHernet:NETWork:DEFault:GATeway:ADDRess

Description	This command sets the Default Gateway address. At *RST condition, this value is set to 0.0.0.0. Navigation Path: Setup > Test Configurator > Interface > Network > IP - Default Gateway
Syntax	:SOURce:DATA:TELecom:ETHernet:NETWork:DEFault:GATeway:ADDRess <wsp><address>
Parameter(s)	**address**: The program data syntax for the first parameter is defined as a <STRING PROGRAM DATA> element. Sets the Default gateway address.
Response Syntax	<Datalink>
Example(s)	SOUR:DATA:TEL:ETH:NETW:DEF:GAT:ADDR 10.192.5.139 SOUR:DATA:TEL:ETH:NETW:DEF:GAT:ADDR? Returns: 10.192.5.139
See Also	SOURce:DATA:TELecom:ETHernet:NETWork:SUBNet:MASK

:SOURce:DATA:TELecom:ETHernet:NETWork:DEFault:GATeway:ADDRess?

Description	This query returns the Default Gateway address. At *RST condition, this value is set to 0.0.0.0. Navigation Path: Setup > Test Configurator > Interface > Network > IP - Default Gateway
Syntax	:SOURce:DATA:TELecom:ETHernet:NETWork:DEFault:GATeway:ADDRess?
Response Syntax	<address>
Response(s)	**address**: The response data syntax for the first parameter is defined as a <STRING RESPONSE DATA> element. Returns the Default gateway address.
Example(s)	SOUR:DATA:TEL:ETH:NETW:DEF:GAT:ADDR 10.192.5.139 SOUR:DATA:TEL:ETH:NETW:DEF:GAT:ADDR? Returns: 10.192.5.139
See Also	SOURce:DATA:TELecom:ETHernet:NETWork:SUBNet:MASK?

:SOURce:DATA:TELecom:ETHernet:NETWork:DEFault:GATeway:STATus

Description	This command enables/disables Default Gateway. At *RST condition, this value is set to OFF. Navigation Path: Setup > Test Configurator > Interface > Network > IP - Default Gateway
Syntax	:SOURce:DATA:TELecom:ETHernet:NETWork:DEFault:GATeway:STATus <wsp><Set>
Parameter(s)	**Set**: The program data syntax for the first parameter is defined as a <BOOLEAN PROGRAM DATA> element. Sets the Default gateway status for the smart loopback application. ON, enables the Default gateway. OFF, disables the Default gateway.
Response Syntax	<address>
Example(s)	SOUR:DATA:TEL:ETH:NETW:DEF:GAT:STAT ON SOUR:DATA:TEL:ETH:NETW:DEF:GAT:STAT? Returns: 1
See Also	SOURce:DATA:TELecom:ETHernet:TRANsparent:MODE:ENABle

:SOURce:DATA:TELecom:ETHernet:NETWork:DEFault:GATeway:STATus?

Description

This query returns the on/off status of Default Gateway.

At *RST condition, this value is set to OFF.

Navigation Path: Setup > Test Configurator > Interface > Network > IP - Default Gateway

Syntax

:SOURce:DATA:TELecom:ETHernet:NETWork:DEFault:GATeway:STATus?

Response Syntax

<set>

Response(s)

set:

The response data syntax for the first parameter is defined as a <BOOLEAN RESPONSE DATA> element.

Returns the Default Gateway status.

1, Default gateway is enabled.

0, Default gateway is disabled.

Example(s)

SOUR:DATA:TEL:ETH:NETW:DEF:GAT:STAT ON

SOUR:DATA:TEL:ETH:NETW:DEF:GAT:STAT?

Returns: 1

See Also

SOURce:DATA:TELecom:ETHernet:TRANsparent:MODE:ENABle?

:SOURce:DATA:TELecom:ETHernet:NETWork:DHCP:STATus

Description

This command enables/disables the Auomatic IP (DHCP).

At *RST condition, this value is set to OFF.

Navigation Path: Setup > Test Configurator > Interface > Network > IP - Automatic IP (DHCP)

Syntax

:SOURce:DATA:TELecom:ETHernet:NETWork:DHCP:STATus <wsp><Set>

Parameter(s)

Set:

The program data syntax for the first parameter is defined as a <BOOLEAN PROGRAM DATA> element.

Sets the DHCP status for the smart loopback application.

ON, enables the automatic IP.

OFF, disables the automatic IP.

Response Syntax

<set>

Example(s)

SOUR:DATA:TEL:ETH:NETW:DHCP:STAT ON

SOUR:DATA:TEL:ETH:NETW:DHCP:STAT?

Returns: 1

See Also

SOURce:DATA:TELecom:ETHernet:TRANsparent:MODE:ENABle

:SOURce:DATA:TELecom:ETHernet:NETWork:DHCP:STATus?

Description

This query returns the on/off status of Automatic IP (DHCP).

At *RST condition, this value is set to OFF.

Navigation Path: Setup > Test Configurator > Interface > Network > IP - Automatic IP (DHCP)

Syntax

:SOURce:DATA:TELecom:ETHernet:NETWork:DHCP:STATus?

Response Syntax

<set>

Response(s)

set:

The response data syntax for the first parameter is defined as a <BOOLEAN RESPONSE DATA> element.

Returns the loopback mode status.

1, automatic IP is enabled.

0, automatic IP is disabled.

Example(s)

SOUR:DATA:TEL:ETH:NETW:DHCP:STAT ON

SOUR:DATA:TEL:ETH:NETW:DHCP:STAT?

Returns: 1

See Also

SOURce:DATA:TELecom:ETHernet:TRANsparent:MODE:ENABle?

:SOURce:DATA:TELecom:ETHernet:NETWork:FACTory:DEFault

Description

This command enables/disables the use of factory default MAC Address.

At *RST condition, this value is set to AUToamtic.

Navigation Path: Setup > Test Configurator > Interface > Network > MAC - Factory Default

Syntax

:SOURce:DATA:TELecom:ETHernet:NETWork:FACTory:DEFault <wsp><Set>

Parameter(s)

Set:

The program data syntax for the first parameter is defined as a <BOOLEAN PROGRAM DATA> element.

Allows to activate/deactivate the display of a pop-up upon start-up of the module asking to restore the factory settings or not

ON, activates the display of a pop-up upon start-up of the module asking to restore the factory settings or not

OFF, deactivates the display of a pop-up upon start-up of the module asking to restore the factory settings or not

Response Syntax

<set>

Example(s)

SOURce:DATA:TELecom:ETHernet:NETWork:FACTory:DEFault ON

SOURce:DATA:TELecom:ETHernet:NETWork:FACTory:DEFault?

Returns: 1

See Also

SOURce:DATA:TELecom:ETHernet:NETW:GLOB:IPV:MODE

:SOURce:DATA:TELecom:ETHernet:NETWork:FACTory:DEFault?

Description	This query returns the on/off status of Factory Default. At *RST condition, this value is set to AUToamtic. Navigation Path: Setup > Test Configurator > Interface > Network > MAC - Factory Default
Syntax	:SOURce:DATA:TELecom:ETHernet:NETWork:FACTory:DEFault?
Response Syntax	<Set>
Response(s)	**Set**: The response data syntax for the first parameter is defined as a <BOOLEAN RESPONSE DATA> element. Returns the status of Factory Default State 1, Returns factory default is enable 0, Returns factory default is disable
Example(s)	SOURce:DATA:TELecom:ETHernet:NETWork:FACTory:DEFault ON SOURce:DATA:TELecom:ETHernet:NETWork:FACTory:DEFault? Returns: 1
See Also	SOURce:DATA:TELecom:ETHernet:NETW:GLOB:IPV:MODE?

:SOURce:DATA:TELecom:ETHernet:NETWork:LOCal:IPVersion:ADDRess

Description

This command sets the Link-Local IPv6 Address.

At *RST condition, this value is set to FE80:0000:0000:0000:0000:0000:0000:0000.

Navigation Path: Setup > Test Configurator > Interface > Network > IP - Link-Local IPv6 Address

Syntax

:SOURce:DATA:TELecom:ETHernet:NETWork:LOCal:IPVersion:ADDRess <wsp><address>

Parameter(s)

address:

The program data syntax for the first parameter is defined as a <STRING PROGRAM DATA> element.

Sets the Sets the Local IPv6 Address

Response Syntax

<Set>

Example(s)

SOUR:DATA:TEL:ETH:NETW:IPV IPV6

SOUR:DATA:TEL:ETH:NETW:LOC:IPV:ADDR FE80:0000:0000:0000:0000:0000:0000:1111

SOUR:DATA:TEL:ETH:NETW:LOC:IPV:ADDR?

Returns: FE80:0000:0000:0000:0000:0000:0000:1111

See Also

SOURce:DATA:TELecom:ETHernet:NETWork:SUBNet:MASK?

:SOURce:DATA:TELecom:ETHernet:NETWork:LOCal:IPVersion:ADDRess?

Description

This query returns the Link-Local IPv6 Address.

At *RST condition, this value is set to FE80:0000:0000:0000:0000:0000:0000:0000.

Navigation Path: Setup > Test Configurator > Interface > Network > IP - Link-Local IPv6 Address

Syntax

:SOURce:DATA:TELecom:ETHernet:NETWork:LOCal:IPVersion:ADDRess?

Response Syntax

<address>

Response(s)

address:

The response data syntax for the first parameter is defined as a <STRING RESPONSE DATA> element.

Returns the Link-Local IPv6 Address.

Example(s)

SOUR:DATA:TEL:ETH:NETW:IPV IPV6

SOUR:DATA:TEL:ETH:NETW:LOC:IPV:ADDR FE80:0000:0000:0000:0000:0000:0000:1111

SOUR:DATA:TEL:ETH:NETW:LOC:IPV:ADDR?

Returns: FE80:0000:0000:0000:0000:0000:0000:1111

See Also

SOURce:DATA:TELecom:ETHernet:NETWork:SUBNet:MASK?

:SOURce:DATA:TELecom:ETHernet:NETWork:MAC:ADDRess

Description

This command sets the MAC address.

At *RST condition, this value is set to 00:00:00:00:00:00.

Navigation Path: Setup > Test Configurator > Interface > Network > MAC - MAC Address

Syntax

:SOURce:DATA:TELecom:ETHernet:NETWork:MAC:ADDRess <wsp><address>

Parameter(s)

address:

The program data syntax for the first parameter is defined as a <STRING PROGRAM DATA> element.

Sets the MAC address.

Response Syntax

<address>

Example(s)

SOUR:DATA:TEL:ETH:NETW:MAC:ADDR 00:00:00:00:00:00

SOUR:DATA:TEL:ETH:NETW:MAC:ADDR?

Returns: 00:00:00:00:00:00

See Also

SOURce:DATA:TELecom:ETHernet:NETWork:SUBNet:MASK

:SOURce:DATA:TELecom:ETHernet:NETWork:MAC:ADDRess?

Description
This query returns the MAC address.
At *RST condition, this value is set to 00:00:00:00:00:00.
Navigation Path: Setup > Test Configurator > Interface > Network > MAC - MAC Address

Syntax
:SOURce:DATA:TELecom:ETHernet:NETWork:MAC:ADDRess?

Response Syntax
<address>

Response(s)
address:
The response data syntax for the first parameter is defined as a <STRING RESPONSE DATA> element.
Returns the MAC address.

Example(s)
SOUR:DATA:TEL:ETH:NETW:MAC:ADDR 00:00:00:00:00:00
SOUR:DATA:TEL:ETH:NETW:MAC:ADDR?
Returns: 00:00:00:00:00:00

See Also
SOURce:DATA:TELecom:ETHernet:NETWork:SUBNet:MASK?

:SOURce:DATA:TELecom:ETHernet:NETWork:SUBNet:MASK

Description

This command sets the subnet mask.

At *RST condition, this value is set to 255:255:000:000.

Navigation Path: Setup > Test Configurator > Interface > Network > IP - Subnet Mask

Syntax

:SOURce:DATA:TELecom:ETHernet:NETWork:SUBNet:MASK <wsp><address>

Parameter(s)

address:

The program data syntax for the first parameter is defined as a <STRING PROGRAM DATA> element.

Sets the subnet mask value.

Response Syntax

<address>

Example(s)

SOUR:DATA:TEL:ETH:NETW:SUBN:MASK 255.255.000.000

SOUR:DATA:TEL:ETH:NETW:SUBN:MASK?

Returns: 255.255.000.000

See Also

SOURce:DATA:TELecom:ETHernet:NETWork:VLAN:ID

:SOURce:DATA:TELecom:ETHernet:NETWork:SUBNet:MASK?

Description	This query returns the subnet mask value. At *RST condition, this value is set to 255:255:000:000. Navigation Path: Setup > Test Configurator > Interface > Network > IP - Subnet Mask
Syntax	:SOURce:DATA:TELecom:ETHernet:NETWork:SUBNet:MASK?
Response Syntax	<address>
Response(s)	**address**: The response data syntax for the first parameter is defined as a <STRING RESPONSE DATA> element. Returns the subnet mask value.
Example(s)	SOUR:DATA:TEL:ETH:NETW:SUBN:MASK 255.255.000.000 SOUR:DATA:TEL:ETH:NETW:SUBN:MASK? Returns: 255.255.000.000
See Also	SOURce:DATA:TELecom:ETHernet:NETWork:VLAN:ID?

:SOURce:DATA:TELecom:ETHernet:NETWork:VLAN

Description

This command enables/disables VLAN Tag.

At *RST condition, this value is set to OFF.

Navigation Path: Setup > Test Configurator > Interface > Network > VLAN - VLAN Tag

Syntax

:SOURce:DATA:TELecom:ETHernet:NETWork:VLAN <wsp><Set>

Parameter(s)

Set:

The program data syntax for the first parameter is defined as a <BOOLEAN PROGRAM DATA> element.

Set the VLAN for the stream.

ON, enables the VLAN.

OFF, disables the VLAN.

Response Syntax

<address>

Example(s)

SOUR:DATA:TEL:ETH:NETW:VLAN ON

SOUR:DATA:TEL:ETH:NETW:VLAN?

Returns: 1

See Also

SOURce:DATA:TELecom:ETHernet:NETWork:VLAN:STACked

:SOURce:DATA:TELecom:ETHernet:NETWork:VLAN:ID

Description

This command sets the VLAN ID.

At *RST condition, this value is set to 2.

Navigation Path: Setup > Test Configurator > Interface > Network > VLAN - VLAN ID

Syntax

:SOURce:DATA:TELecom:ETHernet:NETWork:VLAN:ID <wsp><Stacked>, <VLAN ID>

Parameter(s)

Stacked:

The program data syntax for the first parameter is defined as a <DECIMAL NUMERIC PROGRAM DATA> element.

Select the Virtual Local Area Network (VLAN) stacked.

The value for stacked is set to 1 only.

VLAN ID:

The program data syntax for the second parameter is defined as a <DECIMAL NUMERIC PROGRAM DATA> element.

Sets the Virtual Local Area Network (VLAN) ID.

Choices are 0 to 4095.

MAXimum: Biggest supported value

MINimum: Smallest supported value

DEFault: Default value

Response Syntax

<address>

Example(s)

SOUR:DATA:TEL:ETH:NETW:VLAN:ID 1, 1

SOUR:DATA:TEL:ETH:NETW:VLAN:ID? 1

Returns: 1

See Also

SOURce:DATA:TELecom:ETHernet:NETWork:VLAN:PRIority

:SOURce:DATA:TELecom:ETHernet:NETWork:VLAN:ID:ELIGiblebit

Description

This command enables/disables the VLAN Drop Eligible.

At *RST condition, this value is set to OFF.

Navigation Path: Setup > Test Configurator > Interface > Network > VLAN - Drop Eligible

Syntax

:SOURce:DATA:TELecom:ETHernet:NETWork:VLAN:ID:ELIGiblebit <wsp><Stacked>, <Set>

Parameter(s)

Stacked:

The program data syntax for the first parameter is defined as a <DECIMAL NUMERIC PROGRAM DATA> element.

enables/disables the Virtual Local Area Network (VLAN) ID stacked.

Set:

The program data syntax for the second parameter is defined as a <BOOLEAN PROGRAM DATA> element.

enables/disables the eligible bit for the specific VLAN (Virtual Local Area Network) ID (Identification).

ON, enables the eligible bit.

OFF, disables the eligible bit.

Response Syntax

<address>

Example(s)

SOUR:DATA:TEL:ETH:NETW:VLAN:ID:ELIG 1, ON

SOURce:DATA:TELecom:ETHernet:NETWork:VLAN:ID:ELIGiblebit? 1

Returns: 1

See Also

SOURce:DATA:TELecom:ETHernet:NETWork:VLAN:TYPE

:SOURce:DATA:TELecom:ETHernet:NETWork:VLAN:ID:ELIGiblebit?

Description

This query returns the on/off status of VLAN Drop Eligible.

At *RST condition, this value is set to OFF.

Navigation Path: Setup > Test Configurator > Interface > Network > VLAN - Drop Eligible

Syntax

:SOURce:DATA:TELecom:ETHernet:NETWork:VLAN:ID:ELIGiblebit? <wsp><Stacked>

Parameter(s)

Stacked:

The program data syntax for the first parameter is defined as a <DECIMAL NUMERIC PROGRAM DATA> element.

enables/disables the Virtual Local Area Network (VLAN) ID stacked.

Response Syntax

<Set>

Response(s)

Set:

The response data syntax for the first parameter is defined as a <BOOLEAN RESPONSE DATA> element.

Returns the status of Virtual Local Area Network (VLAN) ID eligible bit.

1, eligible bit is enabled.

0, eligible bit is disabled.

Example(s)

SOUR:DATA:TEL:ETH:NETW:VLAN:ID:ELIG 1, ON

SOURce:DATA:TELecom:ETHernet:NETWork:VLAN:ID:ELIGiblebit? 1

Returns: 1

See Also

SOURce:DATA:TELecom:ETHernet:NETWork:VLAN:TYPE?

:SOURce:DATA:TELecom:ETHernet:NETWork:VLAN:ID?

Description

This query returns the VLAN ID.

At *RST condition, this value is set to 2.

Navigation Path: Setup > Test Configurator > Interface > Network > VLAN - VLAN ID

Syntax

:SOURce:DATA:TELecom:ETHernet:NETWork:VLAN:ID? <wsp><Stacked>,[<VLAN ID>]

Parameter(s)

Stacked:

The program data syntax for the first parameter is defined as a <DECIMAL NUMERIC PROGRAM DATA> element.

Select the Virtual Local Area Network (VLAN) stacked.

The value for stacked is set to 1 only.

VLAN ID:

The program data syntax for the second parameter is defined as a <CHARACTER PROGRAM DATA> element.

Sets the Virtual Local Area Network (VLAN) ID.

This parameter is optional. If no token is specified, the current VLAN ID is returned.

MAXimum: Biggest supported value

MINimum: Smallest supported value

DEFault: Default value

Response Syntax

<Vlanid>

Response(s)

Vlanid:

The response data syntax for the first parameter is defined as a <NR1 NUMERIC RESPONSE DATA> element.

Returns the Virtual Local Area Network (VLAN) ID.

Example(s)

SOUR:DATA:TEL:ETH:NETW:VLAN:ID 1, 1

SOUR:DATA:TEL:ETH:NETW:VLAN:ID? 1

Returns: 1

See Also

SOURce:DATA:TELecom:ETHernet:NETWork:VLAN:PRIority?

:SOURce:DATA:TELecom:ETHernet:NETWork:VLAN:PRIority

Description

This command sets the VLAN Priority.

At *RST condition, this value is set to 0.

Navigation Path: Setup > Test Configurator > Interface > Network > VLAN - Priority

Syntax

:SOURce:DATA:TELecom:ETHernet:NETWork:VLAN:PRIority <wsp><Stacked>, <VLAN Priority>

Parameter(s)

Stacked:

The program data syntax for the first parameter is defined as a <DECIMAL NUMERIC PROGRAM DATA> element.

Select the Virtual Local Area Network (VLAN) stacked.

The value for stacked is set to 1 only.

VLAN Priority:

The program data syntax for the second parameter is defined as a <DECIMAL NUMERIC PROGRAM DATA> element.

Sets the Virtual Local Area Network (VLAN) priority. Choices are 0 to 7.

MAXimum: Biggest supported value

MINimum: Smallest supported value

DEFault: Default value

Response Syntax

<Vlanid>

Example(s)

SOUR:DATA:TEL:ETH:NETW:VLAN:PRI 1, 1

See Also

SOURce:DATA:TELecom:ETHernet:NETWork:VLAN:ID

:SOURce:DATA:TELecom:ETHernet:NETWork:VLAN:PRIority?

Description

This query returns the VLAN Priority.

At *RST condition, this value is set to 0.

Navigation Path: Setup > Test Configurator > Interface > Network > VLAN - Priority

Syntax

:SOURce:DATA:TELecom:ETHernet:NETWork:VLAN:PRIority? <wsp><Stacked>,[<VLAN Priority>]

Parameter(s)

Stacked:

The program data syntax for the first parameter is defined as a <DECIMAL NUMERIC PROGRAM DATA> element.

Select the Virtual Local Area Network (VLAN) stacked.

The value for stacked is set to 1 only.

VLAN Priority:

The program data syntax for the second parameter is defined as a <CHARACTER PROGRAM DATA> element.

This parameter is optional. If no token is specified, the current VLAN priority is returned.

MAXimum: Biggest supported value

MINimum: Smallest supported value

DEFault: Default value

Response Syntax

<Priority>

Response(s)

Priority:

The response data syntax for the first parameter is defined as a <NR1 NUMERIC RESPONSE DATA> element.

Returns the Virtual Local Area Network (VLAN) user priority.

Example(s)

SOUR:DATA:TEL:ETH:NETW:VLAN:PRI 1, 1

SOUR:DATA:TEL:ETH:NETW:VLAN:PRI? 1

Returns: 1

See Also

SOURce:DATA:TELecom:ETHernet:NETWork:VLAN:ID?

:SOURce:DATA:TELecom:ETHernet:NETWork:VLAN:STACked

Description

This command sets the number of stacked VLANs.

At *RST condition, this value is set to 1.

Navigation Path: Setup > Test Configurator > Interface > Network > VLAN - VLAN Tag

Syntax

:SOURce:DATA:TELecom:ETHernet:NETWork:VLAN:STACked <wsp><Stacked>

Parameter(s)

Stacked:

The program data syntax for the first parameter is defined as a <DECIMAL NUMERIC PROGRAM DATA> element.

Selects the VLAN stacked.

Response Syntax

<Priority>

Example(s)

SOUR:DATA:TEL:ETH:NETW:VLAN:STACked 2

SOUR:DATA:TEL:ETH:NETW:VLAN:STACked?

Returns: 2

See Also

SOURce:DATA:TELecom:ETHernet:NETWork:VLAN

:SOURce:DATA:TELecom:ETHernet:NETWork:VLAN:STACked?

Description
This query returns the number of stacked VLANs.
At *RST condition, this value is set to 1.
Navigation Path: Setup > Test Configurator > Interface > Network > VLAN - VLAN Tag

Syntax
:SOURce:DATA:TELecom:ETHernet:NETWork:VLAN:STACked?

Response Syntax
<Stacked>

Response(s)
Stacked:
The response data syntax for the first parameter is defined as a <NR1 NUMERIC RESPONSE DATA> element.
Returns the VLAN stacked.

Example(s)
SOUR:DATA:TEL:ETH:NETW:VLAN:STACked 2
SOUR:DATA:TEL:ETH:NETW:VLAN:STACked?
Returns: 2

See Also
SOURce:DATA:TELecom:ETHernet:NETWork:VLAN?

:SOURce:DATA:TELecom:ETHernet:NETWork:VLAN:TYPE

Description

This command selects the VLAN Type.

At *RST condition, this value is set to V8100.

Navigation Path: Setup > Test Configurator > Interface > Network > VLAN - Type

Syntax

:SOURce:DATA:TELecom:ETHernet:NETWork:VLAN:TYPE <wsp><Stacked>, <Vtype>

Parameter(s)

Stacked:

The program data syntax for the first parameter is defined as a <DECIMAL NUMERIC PROGRAM DATA> element.

Selects the VLAN stacked.

Vtype:

The program data syntax for the second parameter is defined as a <CHARACTER PROGRAM DATA> element.

Selects the VLAN type.

V8100: VLAN type 8100.

V88A8: VLAN type 88A8.

V9100: VLAN type 9100.

V9200: VLAN type 9200.

V9300: VLAN type 9300.

Response Syntax

<Stacked>

Example(s)

SOUR:DATA:TEL:ETH:NETW:VLAN:TYPE 1, V8100

See Also

SOURce:DATA:TELecom:ETHernet:NETWork:VLAN:ID:ELIGiblebit

:SOURce:DATA:TELecom:ETHernet:NETWork:VLAN:TYPE?

Description

This query returns the VLAN Type.

At *RST condition, this value is set to V8100.

Navigation Path: Setup > Test Configurator > Interface > Network > VLAN - Type

Syntax

:SOURce:DATA:TELecom:ETHernet:NETWork:VLAN:TYPE? <wsp><Stacked>

Parameter(s)

Stacked:

The program data syntax for the first parameter is defined as a <DECIMAL NUMERIC PROGRAM DATA> element.

Selects the VLAN stacked.

Response Syntax

<Vtype>

Response(s)

Vtype:

The response data syntax for the first parameter is defined as a <CHARACTER RESPONSE DATA> element.

Returns the type of the VLAN.

V8100, the VLAN type 8100 is selected.

V88A8, the VLAN type 88A8 is selected.

V9100, the VLAN type 9100 is selected.

V9200, the VLAN type 9200 is selected.

V9300, the VLAN type 9300 is selected.

Example(s)

SOUR:DATA:TEL:ETH:NETW:VLAN:TYPE 1, V8100

SOUR:DATA:TEL:ETH:NETW:VLAN:TYPE? 1

Returns: V8100

See Also

SOURce:DATA:TELecom:ETHernet:NETWork:VLAN:ID:ELIGiblebit?

:SOURce:DATA:TELecom:ETHernet:NETWork:VLAN?

Description

This query returns the on/off status of VLAN Tag.

At *RST condition, this value is set to OFF.

Navigation Path: Setup > Test Configurator > Interface > Network > VLAN - VLAN Tag

Syntax

:SOURce:DATA:TELecom:ETHernet:NETWork:VLAN?

Response Syntax

<Set>

Response(s)

Set:

The response data syntax for the first parameter is defined as a <BOOLEAN RESPONSE DATA> element.

Returns the status of VLAN type frames.

1, VLAN is enabled.

0, VLAN is disabled.

Example(s)

SOUR:DATA:TEL:ETH:NETW:VLAN ON

SOUR:DATA:TEL:ETH:NETW:VLAN?

Returns: 1

See Also

SOURce:DATA:TELecom:ETHernet:NETWork:VLAN:STACked?

:SOURce:DATA:TELecom:ETHernet:PORT:ADDRess:IP

Description

This command sets the port IPv4 address.

At *RST condition, this value is set to 10.10.0.0.

Navigation Path: Setup > Test Configurator > Interface > Network > IP - IP Address

Syntax

:SOURce:DATA:TELecom:ETHernet:PORT:ADDRess:IP <wsp><Address>

Parameter(s)

Address:

The program data syntax for the first parameter is defined as a <STRING PROGRAM DATA> element.

Sets the IP address in form of string.

Response Syntax

<Set>

Example(s)

SOUR:DATA:TEL:ETH:PORT:ADDR:IP 10.1.1.1

SOUR:DATA:TEL:ETH:PORT:ADDR:IP?

Returns: 10.1.1.1

See Also

SOURce:DATA:TELecom:ETHernet:STReam:ADDRess:DESTination:IP

SOURce:DATA:TELecom:ETHernet:STReam:ADDRess:DESTination:IP?

:SOURce:DATA:TELecom:ETHernet:PORT:ADDRess:IP?

Description

This query returns the port IPv4 address.

At *RST condition, this value is set to 10.10.0.0.

Navigation Path: Setup > Test Configurator > Interface > Network > IP - IP Address

Syntax

:SOURce:DATA:TELecom:ETHernet:PORT:ADDRess:IP?

Response Syntax

<Address>

Response(s)

Address:

The response data syntax for the first parameter is defined as a <STRING RESPONSE DATA> element.

Returns the IP address in the form of string.

Example(s)

SOUR:DATA:TEL:ETH:PORT:ADDR:IP 10.1.1.1

SOUR:DATA:TEL:ETH:PORT:ADDR:IP?

Returns: 10.1.1.1

See Also

SOURce:DATA:TELecom:ETHernet:STReam:ADDRess:DESTination:IP

SOURce:DATA:TELecom:ETHernet:STReam:ADDRess:DESTination:IP?

:SOURce:DATA:TELecom:ETHernet:SLTool:NETWork:DATalink:TYPE

Description	This command sets the Frame Format for Loopback Tool. At *RST condition, this value is set to ETHernet. Navigation Path: Lpbk Tool > Network > MAC - Frame format
Syntax	:SOURce:DATA:TELecom:ETHernet:SLTool:NETWork:DATalink:TYPE <wsp><Datalink>
Parameter(s)	**Datalink**: The program data syntax for the first parameter is defined as a <CHARACTER PROGRAM DATA> element. Set the type of datalink. ETHERNETII: EthernetII IEEE8023LLCSNAP: 802.3 SNAP
Response Syntax	<Address>
Example(s)	SOURce:DATA:TELecom:ETHernet:SLTool:NETWork:DATalink:TYPE ETHERNETII
See Also	SOURce:DATA:TELecom:ETHernet:STReam:DATalink?

:SOURce:DATA:TELecom:ETHernet:SLTool:NETWork:DATalink:TYPE?

Description	This returns the frame format selected for Loopback Tool. At *RST condition, this value is set to ETHernet. Navigation Path: Lpbk Tool > Network > MAC - Frame format
Syntax	:SOURce:DATA:TELecom:ETHernet:SLTool:NETWork:DATalink:TYPE?
Response Syntax	<Datalink>
Response(s)	**Datalink**: The response data syntax for the first parameter is defined as a <CHARACTER RESPONSE DATA> element. Returns the status of Frame Format ETHERNETII, Ethernet II is set as datalink. IEEE8023LlcSnap,802.3 SNAP is set as datalink.
Example(s)	SOURce:DATA:TELecom:ETHernet:SLTool:NETWork:DATalink:TYPE ETHERNETII SOURce:DATA:TELecom:ETHernet:SLTool:NETWork:DATalink:TYPE? Returns: ETHERNETII
See Also	SOURce:DATA:TELecom:ETHernet:STReam:DATalink?

:SOURce:DATA:TELecom:ETHernet:SLTool:NETWork:DEFault:GATeway:ADDRess

Description	This command sets the default gateway address for Loopback Tool. At *RST condition, this value is set to 0.0.0.0. Navigation Path: Lpbk Tool > Network > IP - Default Gateway
Syntax	:SOURce:DATA:TELecom:ETHernet:SLTool:NETWork:DEFault:GATeway:ADDRess <wsp><address>
Parameter(s)	**address**: The program data syntax for the first parameter is defined as a <STRING PROGRAM DATA> element. Sets the Default gateway address.
Response Syntax	<Datalink>
Example(s)	SOURce:DATA:TELecom:ETHernet:SLTool:NETWork:DEFault:GATeway:ADDRess 10.192.5.139
See Also	SOURce:DATA:TELecom:ETHernet:NETWork:DEFault:GATeway:ADDRess

:SOURce:DATA:TELecom:ETHernet:SLTool:NETWork:DEFault:GATeway:ADDRess?

Description	This query returns the default gateway address for Loopback Tool. At *RST condition, this value is set to 0.0.0.0. Navigation Path: Lpbk Tool > Network > IP - Default Gateway
Syntax	:SOURce:DATA:TELecom:ETHernet:SLTool:NETWork:DEFault:GATeway:ADDRess?
Response Syntax	<address>
Response(s)	**address**: The response data syntax for the first parameter is defined as a <STRING RESPONSE DATA> element. Returns the Default gateway address.
Example(s)	SOURce:DATA:TELecom:ETHernet:SLTool:NETWork:DEFault:GATeway:ADDRess 10.192.5.139 SOURce:DATA:TELecom:ETHernet:SLTool:NETWork:DEFault:GATeway:ADDRess?
See Also	SOURce:DATA:TELecom:ETHernet:NETWork:DEFault:GATeway:ADDRess?

:SOURce:DATA:TELecom:ETHernet:SLTool:NETWork:DEFault:GATeway:STATus

Description	This command sets the Default gateway status for Loopback Tool. At *RST condition, this value is set to OFF. Navigation Path: Lpbk Tool > Network > IP - Default Gateway
Syntax	:SOURce:DATA:TELecom:ETHernet:SLTool:NETWork:DEFault:GATeway:STATus <wsp><Set>
Parameter(s)	**Set**: The program data syntax for the first parameter is defined as a <BOOLEAN PROGRAM DATA> element. Sets the Default gateway status for the smart loopback application. ON, enables the Default gateway. OFF, disables the Default gateway.
Response Syntax	<address>
Example(s)	SOURce:DATA:TELecom:ETHernet:SLTool:NETWork:DEFault:GATeway:STATus ON
See Also	SOURce:DATA:TELecom:ETHernet:NETWork:DEFault:GATeway:STATus

:SOURce:DATA:TELecom:ETHernet:SLTool:NETWork:DEFault:GATeway:STATus?

Description

This query returns the Default gateway status for Loopback Tool.

At *RST condition, this value is set to OFF.

Navigation Path: Lpbk Tool > Network > IP - Default Gateway

Syntax

:SOURce:DATA:TELecom:ETHernet:SLTool:NETWork:DEFault:GATeway:STATus?

Response Syntax

<set>

Response(s)

set:

The response data syntax for the first parameter is defined as a <BOOLEAN RESPONSE DATA> element.

Returns the Default Gateway status.

1, Default gateway checkbox is enabled.

0, Default gateway checkbox disabled.

Example(s)

SOURce:DATA:TELecom:ETHernet:SLTool:NETWork:DEFault:GATeway:STATus ON

SOURce:DATA:TELecom:ETHernet:SLTool:NETWork:DEFault:GATeway:STATus?

Returns: 1

See Also

SOURce:DATA:TELecom:ETHernet:NETWork:DEFault:GATeway:STATus?

:SOURce:DATA:TELecom:ETHernet:SLTool:NETWork:DHCP:STATus

Description	This command sets the DHCP status for Loopback Tool. At *RST condition, this value is set to OFF. Navigation Path: Lpbk Tool > Network > IP - Automatic IP (DHCP)
Syntax	:SOURce:DATA:TELecom:ETHernet:SLTool:NETWork:DHCP:STATus <wsp><Set>
Parameter(s)	**Set**: The program data syntax for the first parameter is defined as a <BOOLEAN PROGRAM DATA> element. Sets the DHCP status for the smart loopback application. ON, enables the automatic IP. OFF, disables the automatic IP.
Response Syntax	<set>
Example(s)	SOURce:DATA:TELecom:ETHernet:SLTool:NETWork:DHCP:STATus ON
See Also	SOURce:DATA:TELecom:ETHernet:NETWork:DHCP:STATus

:SOURce:DATA:TELecom:ETHernet:SLTool:NETWork:DHCP:STATus?

Description

This query returns the DHCP status for Loopback Tool.

At *RST condition, this value is set to OFF.

Navigation Path: Lpbk Tool > Network > IP - Automatic IP (DHCP)

Syntax

:SOURce:DATA:TELecom:ETHernet:SLTool:NETWork:DHCP:STATus?

Response Syntax

<set>

Response(s)

set:

The response data syntax for the first parameter is defined as a <BOOLEAN RESPONSE DATA> element.

Returns the loopback mode status.

1, automatic IP is enabled.

0, automatic IP is disabled.

Example(s)

SOURce:DATA:TELecom:ETHernet:SLTool:NETWork:DHCP:STATus ON

SOURce:DATA:TELecom:ETHernet:SLTool:NETWork:DHCP:STATus?

Returns: 1

See Also

SOURce:DATA:TELecom:ETHernet:NETWork:DHCP:STATus?

:SOURce:DATA:TELecom:ETHernet:SLTool:NETWork:FACTory:DEFault

Description	This command enables/disables the Factory default for Loopback Tool. At *RST condition, this value is set to AUToamtic. Navigation Path: Lpbk Tool > Network > MAC - Factory default
Syntax	:SOURce:DATA:TELecom:ETHernet:SLTool:NETWork:FACTory:DEFault <wsp><Set>
Parameter(s)	**Set**: The program data syntax for the first parameter is defined as a <BOOLEAN PROGRAM DATA> element. enables/disables the Factory default. ON,Enables Factory default. OFF,Disables Factory default.
Response Syntax	<set>
Example(s)	SOURce:DATA:TELecom:ETHernet:SLTool:NETWork:FACTory:DEFault ON
See Also	SOURce:DATA:TELecom:ETHernet:NETWork:FACTory:DEFault

:SOURce:DATA:TELecom:ETHernet:SLTool:NETWork:FACTory:DEFault?

Description	This query returns the Factory default state for Loopback Tool. At *RST condition, this value is set to AUToamtic. Navigation Path: Lpbk Tool > Network > MAC - Factory default
Syntax	:SOURce:DATA:TELecom:ETHernet:SLTool:NETWork:FACTory:DEFault?
Response Syntax	<Set>
Response(s)	**Set**: The response data syntax for the first parameter is defined as a <BOOLEAN RESPONSE DATA> element. Returns the status of Factory Default State 1,Returns factory default is enable 0,Returns factory default is disable
Example(s)	SOURce:DATA:TELecom:ETHernet:SLTool:NETWork:FACTory:DEFault ON SOURce:DATA:TELecom:ETHernet:SLTool:NETWork:FACTory:DEFault? Returns: 1
See Also	SOURce:DATA:TELecom:ETHernet:NETWork:FACTory:DEFault?

:SOURce:DATA:TELecom:ETHernet:SLTool:NETWork:MAC:ADDRess

Description	This command sets the MAC address for Loopback Tool. At *RST condition, this value is set to 00:00:00:00:00:00. Navigation Path: Lpbk Tool > Network > MAC - MAC Address
Syntax	:SOURce:DATA:TELecom:ETHernet:SLTool:NETWork:MAC:ADDRess <wsp><address>
Parameter(s)	**address**: The program data syntax for the first parameter is defined as a <STRING PROGRAM DATA> element. Sets the MAC address.
Response Syntax	<Set>
Example(s)	SOURce:DATA:TELecom:ETHernet:SLTool:NETWork:MAC:ADDRess 00:00:00:00:00:00
See Also	SOURce:DATA:TELecom:ETHernet:NETWork:MAC:ADDRess

:SOURce:DATA:TELecom:ETHernet:SLTool:NETWork:MAC:ADDRess?

Description
This query returns the MAC address for Loopback Tool.
At *RST condition, this value is set to 00:00:00:00:00:00.
Navigation Path: Lpbk Tool > Network > MAC - MAC Address

Syntax
:SOURce:DATA:TELecom:ETHernet:SLTool:NETWork:MAC:ADDRess?

Response Syntax
<address>

Response(s)
address:
The response data syntax for the first parameter is defined as a <STRING RESPONSE DATA> element.
Returns the MAC address.

Example(s)
SOURce:DATA:TELecom:ETHernet:SLTool:NETWork:MAC:ADDRess 00:00:00:00:00:00
SOURce:DATA:TELecom:ETHernet:SLTool:NETWork:MAC:ADDRess?
Returns: 00:00:00:00:00:00

See Also
SOURce:DATA:TELecom:ETHernet:NETWork:MAC:ADDRess?

:SOURce:DATA:TELecom:ETHernet:SLTool:NETWork:SUBNet:MASK

Description	This command sets the subnet mask for Loopback Tool. At *RST condition, this value is set to 255:255:000:000. Navigation Path: Lpbk Tool > Network > IP - Subnet Mask
Syntax	:SOURce:DATA:TELecom:ETHernet:SLTool:NETWork:SUBNet:MASK <wsp><address>
Parameter(s)	**address**: The program data syntax for the first parameter is defined as a <STRING PROGRAM DATA> element. Sets the subnet mask value.
Response Syntax	<address>
Example(s)	SOURce:DATA:TELecom:ETHernet:SLTool:NETWork:SUBNet:MASK 255.255.000.000
See Also	SOURce:DATA:TELecom:ETHernet:NETWork:SUBNet:MASK?

:SOURce:DATA:TELecom:ETHernet:SLTool:NETWork:SUBNet:MASK?

Description	This query returns the subnet mask value for Loopback Tool. At *RST condition, this value is set to 255:255:000:000. Navigation Path: Lpbk Tool > Network > IP - Subnet Mask
Syntax	:SOURce:DATA:TELecom:ETHernet:SLTool:NETWork:SUBNet:MASK?
Response Syntax	<address>
Response(s)	**address**: The response data syntax for the first parameter is defined as a <STRING RESPONSE DATA> element. Returns the subnet mask value.
Example(s)	SOURce:DATA:TELecom:ETHernet:SLTool:NETWork:SUBNet:MASK 255.255.000.000 SOURce:DATA:TELecom:ETHernet:SLTool:NETWork:SUBNet:MASK? Returns: 255.255.000.000
See Also	SOURce:DATA:TELecom:ETHernet:NETWork:SUBNet:MASK?

:SOURce:DATA:TELecom:ETHernet:SLTool:NETWork:VLAN

Description

This command enables/disables VLAN type for Loopback Tool.

At *RST condition, this value is set to OFF.

Navigation Path: Lpbk Tool > Network > VLAN - VLAN Tag

Syntax

:SOURce:DATA:TELecom:ETHernet:SLTool:NETWork:VLAN <wsp><Set>

Parameter(s)

Set:

The program data syntax for the first parameter is defined as a <BOOLEAN PROGRAM DATA> element.

Set the VLAN for the Smart loopback tool test.

ON, enables the VLAN.

OFF, disables the VLAN.

Response Syntax

<address>

Example(s)

SOURce:DATA:TELecom:ETHernet:SLTool:NETWork:VLAN ON

See Also

SOURce:DATA:TELecom:ETHernet:NETWork:VLAN

:SOURce:DATA:TELecom:ETHernet:SLTool:NETWork:VLAN:ID

Description

This command sets the Virtual Local Area Network (VLAN) Identification (ID) for Loopback Tool.

At *RST condition, this value is set to 2.

Navigation Path: Lpbk Tool > Network > VLAN - VLAN ID

Syntax

:SOURce:DATA:TELecom:ETHernet:SLTool:NETWork:VLAN:ID <wsp><Stacked>, <Vlanid>

Parameter(s)

Stacked:

The program data syntax for the first parameter is defined as a <DECIMAL NUMERIC PROGRAM DATA> element.

Select the Virtual Local Area Network (VLAN) stacked.

The value for stacked is set to 1 only.

Vlanid:

The program data syntax for the second parameter is defined as a <DECIMAL NUMERIC PROGRAM DATA> element.

Sets the Virtual Local Area Network (VLAN) ID.

Choices are 0 to 4095.

MAXimum: Biggest supported value

MINimum: Smallest supported value

DEFault: Default value

Response Syntax

<address>

Example(s)

SOURce:DATA:TELecom:ETHernet:SLTool:NETWork:VLAN:ID 1,1

See Also

SOURce:DATA:TELecom:ETHernet:NETWork:VLAN:ID

:SOURce:DATA:TELecom:ETHernet:SLTool:NETWork:VLAN:ID:ELIGiblebit

Description

This command enables/disables the Virtual Local Area Network (VLAN) Identification (ID) eligible bit for Loopback Tool.

At *RST condition, this value is set to OFF.

Navigation Path: Lpbk Tool > Network > VLAN - Drop Eligible

Syntax

:SOURce:DATA:TELecom:ETHernet:SLTool:NETWork:VLAN:ID:ELIGiblebit <wsp><Stacked>, <Set>

Parameter(s)

Stacked:

The program data syntax for the first parameter is defined as a <DECIMAL NUMERIC PROGRAM DATA> element.

enables/disables the Virtual Local Area Network (VLAN) ID stacked.

Set:

The program data syntax for the second parameter is defined as a <BOOLEAN PROGRAM DATA> element.

enables/disables the eligible bit for the specific VLAN (Virtual Local Area Network) ID (Identification).

ON, enables the eligible bit.

OFF, disables the eligible bit.

Response Syntax

<address>

Example(s)

SOURce:DATA:TELecom:ETHernet:SLTool:NETWork:VLAN:ID:ELIGiblebit 1,ON

See Also

SOURce:DATA:TELecom:ETHernet:NETWork:VLAN:ID:ELIGiblebit

:SOURce:DATA:TELecom:ETHernet:SLTool:NETWork:VLAN:ID:ELIGiblebit?

Description

This query returns the status of Virtual Local Area Network (VLAN) Identification (ID) eligible bit for Loopback Tool.

At *RST condition, this value is set to OFF.

Navigation Path: Lpbk Tool > Network > VLAN - Drop Eligible

Syntax

:SOURce:DATA:TELecom:ETHernet:SLTool:NETWork:VLAN:ID:ELIGiblebit? <wsp><Stacked>

Parameter(s)

Stacked:

The program data syntax for the first parameter is defined as a <DECIMAL NUMERIC PROGRAM DATA> element.

enables/disables the Virtual Local Area Network (VLAN) ID stacked.

Response Syntax

<Set>

Response(s)

Set:

The response data syntax for the first parameter is defined as a <BOOLEAN RESPONSE DATA> element.

Returns the status of Virtual Local Area Network (VLAN) ID eligible bit.

1, eligible bit is enabled.

0, eligible bit is disabled.

Example(s)

SOURce:DATA:TELecom:ETHernet:SLTool:NETWork:VLAN:ID:ELIGiblebit 1,ON

SOURce:DATA:TELecom:ETHernet:SLTool:NETWork:VLAN:ID:ELIGiblebit? 1

Returns: ON

See Also

SOURce:DATA:TELecom:ETHernet:NETWork:VLAN:ID:ELIGiblebit?

:SOURce:DATA:TELecom:ETHernet:SLTool:NETWork:VLAN:ID?

Description

This query returns the Virtual Local Area Network (VLAN) Identification (ID) for Loopback Tool.

At *RST condition, this value is set to 2.

Navigation Path: Lpbk Tool > Network > VLAN - VLAN ID

Syntax

:SOURce:DATA:TELecom:ETHernet:SLTool:NETWork:VLAN:ID? <wsp><Stacked>,[<Vlanid>]

Parameter(s)

Stacked:

The program data syntax for the first parameter is defined as a <DECIMAL NUMERIC PROGRAM DATA> element.

Select the Virtual Local Area Network (VLAN) stacked.

The value for stacked is set to 1 only.

Vlanid:

The program data syntax for the second parameter is defined as a <CHARACTER PROGRAM DATA> element.

Sets the Virtual Local Area Network (VLAN) ID.

This parameter is optional. If no token is specified, the current VLAN ID will be returned.

MAXimum: Biggest supported value

MINimum: Smallest supported value

DEFault: Default value

Response Syntax

<Vlanid>

Response(s)

Vlanid:

The response data syntax for the first parameter is defined as a <NR1 NUMERIC RESPONSE DATA> element.

Returns the Virtual Local Area Network (VLAN) ID.

Example(s)

SOURce:DATA:TELecom:ETHernet:SLTool:NETWork:VLAN:ID 1,1

SOURce:DATA:TELecom:ETHernet:SLTool:NETWork:VLAN:ID? 1

Returns: 1

See Also

SOURce:DATA:TELecom:ETHernet:NETWork:VLAN:ID?

:SOURce:DATA:TELecom:ETHernet:SLTool:NETWork:VLAN:PRIority

Description

This command sets the Virtual Local Area Network (VLAN) user priority for Loopback Tool.

At *RST condition, this value is set to 0.

Navigation Path: Lpbk Tool > Network > VLAN - Priority

Syntax

:SOURce:DATA:TELecom:ETHernet:SLTool:NETWork:VLAN:PRIority <wsp><Stacked>, <VlanPriority>

Parameter(s)

Stacked:

The program data syntax for the first parameter is defined as a <DECIMAL NUMERIC PROGRAM DATA> element.

Select the Virtual Local Area Network (VLAN) stacked.

The value for stacked is set to 1 only.

VlanPriority:

The program data syntax for the second parameter is defined as a <DECIMAL NUMERIC PROGRAM DATA> element.

Sets the Virtual Local Area Network (VLAN) priority. Choices are 0 to 7.

MAXimum: Biggest supported value

MINimum: Smallest supported value

DEFault: Default value

Response Syntax

<Vlanid>

Example(s)

SOURce:DATA:TELecom:ETHernet:SLTool:NETWork:VLAN:PRIority 1,1

See Also

SOURce:DATA:TELecom:ETHernet:NETWork:VLAN:PRIority

:SOURce:DATA:TELecom:ETHernet:SLTool:NETWork:VLAN:PRIority?

Description

This query returns the Virtual Local Area Network (VLAN) user priority for Loopback Tool.

At *RST condition, this value is set to 0.

Navigation Path: Lpbk Tool > Network > VLAN - Priority

Syntax

:SOURce:DATA:TELecom:ETHernet:SLTool:NETWork:VLAN:PRIority? <wsp><Stacked>,[<VlanPriority>]

Parameter(s)

Stacked:

The program data syntax for the first parameter is defined as a <DECIMAL NUMERIC PROGRAM DATA> element.

Select the Virtual Local Area Network (VLAN) stacked.

The value for stacked is set to 1 only.

VlanPriority:

The program data syntax for the second parameter is defined as a <CHARACTER PROGRAM DATA> element.

This parameter is optional. If no token is specified, the current VLAN priority will be returned.

MAXimum: Biggest supported value

MINimum: Smallest supported value

DEFault: Default value

Response Syntax

<Priority>

Response(s)

Priority:

The response data syntax for the first parameter is defined as a <NR1 NUMERIC RESPONSE DATA> element.

Returns the Virtual Local Area Network (VLAN) user priority.

Example(s)

SOURce:DATA:TELecom:ETHernet:SLTool:NETWork:VLAN:PRIority 1,1

SOURce:DATA:TELecom:ETHernet:SLTool:NETWork:VLAN:PRIority? 1

Returns: 1

See Also

SOURce:DATA:TELecom:ETHernet:NETWork:VLAN:PRIority?

:SOURce:DATA:TELecom:ETHernet:SLTool:NETWork:VLAN:STACked

Description	This command sets the number of stacked VLAN for Loopback Tool. At *RST condition, this value is set to 1. Navigation Path: Lpbk Tool > Network > VLAN - VLAN Tag
Syntax	:SOURce:DATA:TELecom:ETHernet:SLTool:NETWork:VLAN:STACked <wsp><Stacked>
Parameter(s)	**Stacked**: The program data syntax for the first parameter is defined as a <DECIMAL NUMERIC PROGRAM DATA> element. Selects the VLAN stacked.
Response Syntax	<Priority>
Example(s)	SOURce:DATA:TELecom:ETHernet:SLTool:NETWork:VLAN:STACked 1
See Also	SOURce:DATA:TELecom:ETHernet:NETWork:VLAN:STACked

:SOURce:DATA:TELecom:ETHernet:SLTool:NETWork:VLAN:STACked?

Description	This query returns the number of stacked VLAN for Loopback Tool. At *RST condition, this value is set to 1. Navigation Path: Lpbk Tool > Network > VLAN - VLAN Tag
Syntax	:SOURce:DATA:TELecom:ETHernet:SLTool:NETWork:VLAN:STACked?
Response Syntax	<Stacked>
Response(s)	**Stacked**: The response data syntax for the first parameter is defined as a <NR1 NUMERIC RESPONSE DATA> element. Returns the VLAN stacked.
Example(s)	SOURce:DATA:TELecom:ETHernet:SLTool:NETWork:VLAN:STACked 1 SOURce:DATA:TELecom:ETHernet:SLTool:NETWork:VLAN:STACked? Returns: 1
See Also	SOURce:DATA:TELecom:ETHernet:NETWork:VLAN:STACked?

:SOURce:DATA:TELecom:ETHernet:SLTool:NETWork:VLAN:TYPE

Description

This command selects the Virtual Local Area Network (VLAN) Ethernet type for Loopback Tool.

At *RST condition, this value is set to V8100.

Navigation Path: Lpbk Tool > Network > VLAN - Type

Syntax

:SOURce:DATA:TELecom:ETHernet:SLTool:NETWork:VLAN:TYPE <wsp><Stacked>, <Vtype>

Parameter(s)

Stacked:

The program data syntax for the first parameter is defined as a <DECIMAL NUMERIC PROGRAM DATA> element.

Selects the VLAN stacked.

Vtype:

The program data syntax for the second parameter is defined as a <CHARACTER PROGRAM DATA> element.

Selects the VLAN type.

V8100: VLAN type 8100.

V88A8: VLAN type 88A8.

V9100: VLAN type 9100.

V9200: VLAN type 9200.

V9300: VLAN type 9300.

Response Syntax

<Stacked>

Example(s)

SOURce:DATA:TELecom:ETHernet:SLTool:NETWork:VLAN:TYPE 1,V8100

See Also

SOURce:DATA:TELecom:ETHernet:NETWork:VLAN:TYPE

:SOURce:DATA:TELecom:ETHernet:SLTool:NETWork:VLAN:TYPE?

Description

This query returns the Virtual Local Area Network (VLAN) Ethernet type for Loopback Tool.

At *RST condition, this value is set to V8100.

Navigation Path: Lpbk Tool > Network > VLAN - Type

Syntax

:SOURce:DATA:TELecom:ETHernet:SLTool:NETWork:VLAN:TYPE? <wsp><Stacked>

Parameter(s)

Stacked:

The program data syntax for the first parameter is defined as a <DECIMAL NUMERIC PROGRAM DATA> element.

Selects the VLAN stacked.

Response Syntax

<Vtype>

Response(s)

Vtype:

The response data syntax for the first parameter is defined as a <CHARACTER RESPONSE DATA> element.

Returns the type of the VLAN.

V8100, the VLAN type 8100 is selected.

V88A8, the VLAN type 88A8 is selected.

V9100, the VLAN type 9100 is selected.

V9200, the VLAN type 9200 is selected.

V9300, the VLAN type 9300 is selected.

Example(s)

SOURce:DATA:TELecom:ETHernet:SLTool:NETWork:VLAN:TYPE 1,V8100

SOURce:DATA:TELecom:ETHernet:SLTool:NETWork:VLAN:TYPE? 1

Returns: V8100

See Also

SOURce:DATA:TELecom:ETHernet:NETWork:VLAN:TYPE?

:SOURce:DATA:TELecom:ETHernet:SLTool:NETWork:VLAN?

Description
This query returns the status of VLAN type frames for Loopback Tool.
At *RST condition, this value is set to OFF.
Navigation Path: Lpbk Tool > Network > VLAN - VLAN Tag

Syntax
:SOURce:DATA:TELecom:ETHernet:SLTool:NETWork:VLAN?

Response Syntax
<Set>

Response(s)
Set:
The response data syntax for the first parameter is defined as a <BOOLEAN RESPONSE DATA> element.
Returns the status of VLAN type frames.
1, VLAN is enabled.
0, VLAN is disabled.

Example(s)
SOURce:DATA:TELecom:ETHernet:SLTool:NETWork:VLAN ON
SOURce:DATA:TELecom:ETHernet:SLTool:NETWork:VLAN?
Returns: 1

See Also
SOURce:DATA:TELecom:ETHernet:NETWork:VLAN?

:SOURce:DATA:TELecom:ETHernet:SLTool:PORT:ADDRess:IP

Description

This command sets the port IPv4 address for Loopback Tool.

At *RST condition, this value is set to 10.10.0.0.

Navigation Path: Lpbk Tool > Network > IP - IP Address

Syntax

:SOURce:DATA:TELecom:ETHernet:SLTool:PORT:ADDRess:IP <wsp><Address>

Parameter(s)

Address:

The program data syntax for the first parameter is defined as a <STRING PROGRAM DATA> element.

Sets the IP address in form of string.

Response Syntax

<Set>

Example(s)

SOURce:DATA:TELecom:ETHernet:SLTool:PORT:ADDRess:IP 125.105.245.145

See Also

SOURce:DATA:TELecom:ETHernet:STReam:ADDRess:DESTination:IP

SOURce:DATA:TELecom:ETHernet:STReam:ADDRess:DESTination:IP?

:SOURce:DATA:TELecom:ETHernet:SLTool:PORT:ADDRess:IP?

Description	This query returns the port IPv4 address for Loopback Tool. At *RST condition, this value is set to 10.10.0.0. Navigation Path: Lpbk Tool > Network > IP - IP Address
Syntax	:SOURce:DATA:TELecom:ETHernet:SLTool:PORT:ADDRess:IP?
Response Syntax	<Address>
Response(s)	**Address**: The response data syntax for the first parameter is defined as a <STRING RESPONSE DATA> element. Returns the IP address in the form of string.
Example(s)	SOURce:DATA:TELecom:ETHernet:SLTool:PORT:ADDRess:IP 125.105.245.145 SOURce:DATA:TELecom:ETHernet:SLTool:PORT:ADDRess:IP? Returns: 125.105.245.145
See Also	SOURce:DATA:TELecom:ETHernet:STReam:ADDRess:DESTination:IP SOURce:DATA:TELecom:ETHernet:STReam:ADDRess:DESTination:IP?

:SOURce:DATA:TELecom:ETHernet:SLTool:PORT:IPVersion

Description

This command selects the IP Version for Loopback Tool.

At *RST condition, this value is set to IPV4.

Navigation Path: Lpbk Tool > Network > IP - IP Version

Syntax

:SOURce:DATA:TELecom:ETHernet:SLTool:PORT:IPVersion <wsp><IP Version>

Parameter(s)

IP Version:

The program data syntax for the first parameter is defined as a <CHARACTER PROGRAM DATA> element.

Selects the IP version for Smart loopback tool test.

IPV6

IPV4

Response Syntax

<Address>

Example(s)

SOURce:DATA:TELecom:ETHernet:SLTool:PORT:IPVersion IPV6

See Also

SOURce:DATA:TELecom:ETHernet:PORT:IPVersion

:SOURce:DATA:TELecom:ETHernet:SLTool:PORT:IPVersion?

Description
This query returns the IP Version for Loopback Tool.
At *RST condition, this value is set to IPV4.
Navigation Path: Lpbk Tool > Network > IP - IP Version

Syntax
:SOURce:DATA:TELecom:ETHernet:SLTool:PORT:IPVersion?

Response Syntax
<IP Version>

Response(s)
IP Version:
The response data syntax for the first parameter is defined as a <CHARACTER RESPONSE DATA> element.
Returns the IP version.
IPV4,IPv4 is selected as IP Version.
IPV6,IPv6 is selected as IP Version.

Example(s)
SOURce:DATA:TELecom:ETHernet:SLTool:PORT:IPVersion IPV6
SOURce:DATA:TELecom:ETHernet:SLTool:PORT:IPVersion?
Returns: IPV6

See Also
SOURce:DATA:TELecom:ETHernet:PORT:IPVersion?

Signal Auto-Detect

:FETCh:DATA:TELecom:SIGNal:AUTO:DETect:CODE?

Description	This query returns the detected Line Coding. At *RST condition, this value is set to device-dependent. Navigation Path: Setup > Test Configurator > Singal Auto-Detect > Line Coding
Syntax	:FETCh:DATA:TELecom:SIGNal:AUTO:DETect:CODE?
Response Syntax	<code>
Response(s)	**code**: The response data syntax for the first parameter is defined as a <CHARACTER RESPONSE DATA> element. Returns the value of Line code.
Example(s)	FETC:DATA:TEL:SIGN:AUTO:DET:CODE?
See Also	SENSe:DATA:TELecom:OPTical:RX:POWer:MINimum?

:FETCh:DATA:TELecom:SIGNal:AUTO:DETect:DS[1..n]:FRAMing?

Description	This query returns the detected framing. At *RST condition, this value is set to device-dependent. Navigation Path: Setup > Test Configurator > Singal Auto-Detect > DS1/DS3 Framing
Syntax	:FETCh:DATA:TELecom:SIGNal:AUTO:DETect:DS[1..n]:FRAMing?
Response Syntax	<Framing>
Response(s)	**Framing**: The response data syntax for the first parameter is defined as a <CHARACTER RESPONSE DATA> element. Returns the value of DS framing.
Example(s)	FETC:DATA:TEL:SIGN:AUTO:DET:DS1:FRAM?
See Also	SENSe:DATA:TELecom:OPTical:TX:POWer?

:FETCh:DATA:TELecom:SIGNal:AUTO:DETect:PATTern?

Description

This query returns the detected Test Pattern.

At *RST condition, this value is set to device-dependent.

Navigation Path: Setup > Test Configurator > Singal Auto-Detect > Test Pattern

Syntax

:FETCh:DATA:TELecom:SIGNal:AUTO:DETect:PATTern?

Response Syntax

<Maximum Amplitude>

Response(s)

Maximum Amplitude:

The response data syntax for the first parameter is defined as a <CHARACTER RESPONSE DATA> element.

Returns the Pattern.

Example(s)

FETC:DATA:TEL:SIGN:AUTO:DET:PATT?

See Also

SENSe:DATA:TELecom:OPTical:RX:POWer:MINimum?

:FETCh:DATA:TELecom:SIGNal:AUTO:DETect:STATe?

Description	This query returns the signal auto-detect status message. At *RST condition, this value is set to device-dependent. Navigation Path: Setup > Test Configurator > Singal Auto-Detect > Detecting/Successful/Failed
Syntax	:FETCh:DATA:TELecom:SIGNal:AUTO:DETect:STATe?
Response Syntax	<state>
Response(s)	**state**: The response data syntax for the first parameter is defined as a <STRING RESPONSE DATA> element. Returns the signal auto detection state.
Example(s)	FETC:DATA:TEL:SIGN:AUTO:DET:STAT?
See Also	SENSe:DATA:TELecom:OPTical:RX:POWer:MINimum?

:FETCh:DATA:TELecom:SIGNal:AUTO:DETect?

Description

This query returns the status of start signal auto detection.

At *RST condition, this value is set to device-dependent.

Navigation Path: Setup > Test Configurator > Singal Auto-Detect

Syntax

:FETCh:DATA:TELecom:SIGNal:AUTO:DETect?

Response Syntax

<Set>

Response(s)

Set:

The response data syntax for the first parameter is defined as a <BOOLEAN RESPONSE DATA> element.

Returns the status of signal detection

0, abort signal detection is disabled,

1, abort signal detection is enabled

Example(s)

FETC:DATA:TEL:SIGN:AUTO:DET?

See Also

SENSe:DATA:TELecom:OPTical:TX:POWer?

:SOURce:DATA:TELecom:SIGNal:AUTO:DETect

Description	This command starts the signal auto detection. At *RST condition, this value is set to device-dependent. Navigation Path: Setup > Test Configurator > Singal Auto-Detect
Syntax	:SOURce:DATA:TELecom:SIGNal:AUTO:DETect <wsp><Status>
Parameter(s)	**Status**: The program data syntax for the first parameter is defined as a <BOOLEAN PROGRAM DATA> element. Enables/disables: ON: Enables OFF: Disables
Response Syntax	<Set>
Example(s)	SOUR:DATA:TEL:SIGN:AUTO:DET ON
See Also	SENSe:DATA:TELecom:OPTical:TX:POWer?

:SOURce:DATA:TELecom:SIGNal:AUTO:DETect:ABORt

Description

This command stops the signal auto detection.

At *RST condition, this value is set to device-dependent.

Navigation Path: Setup > Test Configurator > Singal Auto-Detect > Abort

Syntax

:SOURce:DATA:TELecom:SIGNal:AUTO:DETect:ABORt <wsp><Status>

Parameter(s)

Status:

The program data syntax for the first parameter is defined as a <BOOLEAN PROGRAM DATA> element.

Enables/disables:

ON: Enables

OFF: Disables

Response Syntax

<Set>

Example(s)

SOUR:DATA:TEL:SIGN:AUTO:DET:ABOR ON

See Also

SENSe:DATA:TELecom:OPTical:TX:POWer?

:SOURce:DATA:TELecom:SIGNal:AUTO:DETect:ABORt?

Description	This query returns the on/off status of the abort signal auto detection. At *RST condition, this value is set to device-dependent. Navigation Path: Setup > Test Configurator > Singal Auto-Detect > Abort
Syntax	:SOURce:DATA:TELecom:SIGNal:AUTO:DETect:ABORt?
Response Syntax	<Set>
Response(s)	**Set**: The response data syntax for the first parameter is defined as a <BOOLEAN RESPONSE DATA> element. Returns the status of abort signal detection 0, abort signal detection is disabled, 1, abort signal detection is enabled
Example(s)	SOUR:DATA:TEL:SIGN:AUTO:DET:ABOR ON SOUR:DATA:TEL:SIGN:AUTO:DET:ABOR? Returns: 1
See Also	SENSe:DATA:TELecom:OPTical:TX:POWer?

:SOURce:DATA:TELecom:SIGNal:AUTO:DETect?

Description

This query returns the status of start signal auto detection.

At *RST condition, this value is set to device-dependent.

Navigation Path: Setup > Test Configurator > Singal Auto-Detect

Syntax

:SOURce:DATA:TELecom:SIGNal:AUTO:DETect?

Response Syntax

<Set>

Response(s)

Set:

The response data syntax for the first parameter is defined as a <BOOLEAN RESPONSE DATA> element.

Returns the status of start signal detection

0, signal detection is disabled,

1, signal detection is enabled

Example(s)

SOUR:DATA:TEL:SIGN:AUTO:DET ON

SOUR:DATA:TEL:SIGN:AUTO:DET?

Returns: 1

See Also

SENSe:DATA:TELecom:OPTical:TX:POWer?

DS1 Loopback

:FETCh:DATA:TELecom:DS[1..n]:LOOP:DOWN?

Description	This command returns the Loop-Down code used for injection. This command is an event and is not associated with an *RST condition or a query form. Navigation Path: Setup > Test Configurator > DS1 > Loopback > Loop-Down
Syntax	:FETCh:DATA:TELecom:DS[1..n]:LOOP:DOWN?
Response Syntax	<Value>
Response(s)	**Value**: The response data syntax for the first parameter is defined as a <STRING RESPONSE DATA> element. Returns the Loopdown values.
Example(s)	FETCh:DATA:TEL:DS1:LOOP:DOWN?
See Also	SOURce:DATA:TELecom:MDIO:READ

:FETCh:DATA:TELecom:DS[1..n]:LOOP:UP?

Description	This command returns the Loop-Up code used for injection. This command is an event and is not associated with an *RST condition or a query form. Navigation Path: Setup > Test Configurator > DS1 > Loopback > Loop-Up
Syntax	:FETCh:DATA:TELecom:DS[1..n]:LOOP:UP?
Response Syntax	<Value>
Response(s)	**Value**: The response data syntax for the first parameter is defined as a <STRING RESPONSE DATA> element. Returns the Loopup values.
Example(s)	FETCh:DATA:TEL:DS1:LOOP:UP?
See Also	SOURce:DATA:TELecom:MDIO:WRITe

:SOURce:DATA:TELecom:DS[1..n]:LOOP:CODE

Description

This command selects the Loop Code.

At *RST condition, this value set to CSU.

Navigation Path: Setup > Test Configurator > DS1 > Loopback > Loop Code

Syntax

:SOURce:DATA:TELecom:DS[1..n]:LOOP:CODE <wsp><Loopcode>

Parameter(s)

Loopcode:

The program data syntax for the first parameter is defined as a <CHARACTER PROGRAM DATA> element.

Selects the Loop Code.

CSU: CSU (10000/100)

INBANDLOCODE1: Loop Code 1

INBANDLOCODE2: Loop Code 2

INBANDLOCODE3: Loop Code 3

INBANDLOCODE4: Loop Code 4

INBANDLOCODE5: Loop Code 5

INBANDLOCODE6: Loop Code 6

INBANDLOCODE7: Loop Code 7

INBANDLOCODE8: Loop Code 8

INBANDLOCODE9: Loop Code 9

INBANDLOCODE10: Loop Code 10

NFAC1: NIU FAC1 (1100/1110)

NFAC2: NIU FAC2 (11000/11100)

NFAC3: NIU FAC3 (100000/100)

Response Syntax

<Value>

Example(s)

SOUR:DATA:TEL:DS1:LOOP:CODE FAC1

See Also

SOURce:DATA:TELecom:BACKground:COMPutation

:SOURce:DATA:TELecom:DS[1..n]:LOOP:CODE:INJect

Description

This events injects either a Loop-Up or Loop-Down.

This command is an event and is not associated with an *RST condition or a query form.

Navigation Path: Setup > Test Configurator > DS1 > Loopback > Loop-Up/Loop-Down

Syntax

:SOURce:DATA:TELecom:DS[1..n]:LOOP:CODE:INJect <wsp><Loopcode>

Parameter(s)

Loopcode:

The program data syntax for the first parameter is defined as a <CHARACTER PROGRAM DATA> element.

Selects the Loopcode type

LOOPUP: LOOPUP

LOOPDOWN: LOOPDOWN

Response Syntax

<Value>

Example(s)

SOUR:DATA:TEL:DS1:LOOP:CODE:INJect LOOPUP

See Also

SOURce:DATA:TELecom:MDIO:READ

:SOURce:DATA:TELecom:DS[1..n]:LOOP:CODE:NAME

Description

This command selects the Loop Code name.

At *RST condition, this value set to Loop Code

Navigation Path: Setup > Test Configurator > DS1 > Loopback > Modify Loop Codes > Name

Syntax

:SOURce:DATA:TELecom:DS[1..n]:LOOP:CODE:NAME <wsp><Loopcode>, <Value>

Parameter(s)

Loopcode:

The program data syntax for the first parameter is defined as a <DECIMAL NUMERIC PROGRAM DATA> element.

Selects the Loopcode ID

Range is from 1 To 10.

Value:

The program data syntax for the second parameter is defined as a <STRING PROGRAM DATA> element.

Sets the Loopcode value.

Response Syntax

<Value>

Example(s)

SOUR:DATA:TEL:DS1:LOOP:CODE:NAME 1, AAAAA

SOUR:DATA:TEL:DS1:LOOP:CODE:NAME? 1

Returns: AAAA

See Also

SOURce:DATA:TELecom:BACKground:COMPutation

:SOURce:DATA:TELecom:DS[1..n]:LOOP:CODE:NAME?

Description

This query returns the Loop Code name.

At *RST condition, this value set to EQUIPPED1.

Navigation Path: Setup > Test Configurator > DS1 > Loopback > Modify Loop Codes > Name

Syntax

:SOURce:DATA:TELecom:DS[1..n]:LOOP:CODE:NAME? <wsp><Loopcode>

Parameter(s)

Loopcode:

The program data syntax for the first parameter is defined as a <DECIMAL NUMERIC PROGRAM DATA> element.

Selects the Loopcode ID

Range is from 1 To 10.

Response Syntax

<Loopcode>

Response(s)

Loopcode:

The response data syntax for the first parameter is defined as a <STRING RESPONSE DATA> element.

Returns the Loopcode values

Example(s)

SOUR:DATA:TEL:DS1:LOOP:CODE:NAME 1, AAAAA

SOUR:DATA:TEL:DS1:LOOP:CODE:NAME? 1

Returns: AAAA

See Also

SOURce:DATA:TELecom:BACKground:COMPutation?

:SOURce:DATA:TELecom:DS[1..n]:LOOP:CODE?

Description

This query returns the Loop Code.

At *RST condition, this value set to CSU.

Navigation Path: Setup > Test Configurator > DS1 > Loopback > Loop Code

Syntax

:SOURce:DATA:TELecom:DS[1..n]:LOOP:CODE?

Response Syntax

<Loopcode>

Response(s)

Loopcode:

The response data syntax for the first parameter is defined as a <CHARACTER RESPONSE DATA> element.

Returns the Loop Code:

CSU: CSU (10000/100)

INBANDLOCODE1: Loop Code 1

INBANDLOCODE2: Loop Code 2

INBANDLOCODE3: Loop Code 3

INBANDLOCODE4: Loop Code 4

INBANDLOCODE5: Loop Code 5

INBANDLOCODE6: Loop Code 6

INBANDLOCODE7: Loop Code 7

INBANDLOCODE8: Loop Code 8

INBANDLOCODE9: Loop Code 9

INBANDLOCODE10: Loop Code 10

NFAC1: NIU FAC1 (1100/1110)

NFAC2: NIU FAC2 (11000/11100)

NFAC3: NIU FAC3 (100000/100)

Example(s)

SOUR:DATA:TEL:DS1:LOOP:CODE FAC1

SOUR:DATA:TEL:DS1:LOOP:CODE?

Returns: FAC1

See Also

SOURce:DATA:TELecom:BACKground:COMPutation?

:SOURce:DATA:TELecom:DS[1..n]:LOOP:DOWN

Description

This command sets the Loop-Down code.

This command is an event and is not associated with an *RST condition or a query form.

Navigation Path: Setup > Test Configurator > DS1 > Loopback > Modify Loop Codes > Loop-Down

Syntax

:SOURce:DATA:TELecom:DS[1..n]:LOOP:DOWN <wsp><Loopcode>, <Loop-Down>

Parameter(s)

Loopcode:

The program data syntax for the first parameter is defined as a <DECIMAL NUMERIC PROGRAM DATA> element.

Selects the Loopcode Type

Range for Loopcode is from 1 To 10

Loop-Down:

The program data syntax for the second parameter is defined as a <NONDECIMAL NUMERIC PROGRAM DATA> element.

Sets the Loopdown value.

MAXimum: Biggest supported value

MINimum: Smallest supported value

DEFault: Default value

Response Syntax

<Loopcode>

Example(s)

SOUR:DATA:TEL:DS1:LOOP:DOWN 1,1100

See Also

SOURce:DATA:TELecom:MDIO:READ

:SOURce:DATA:TELecom:DS[1..n]:LOOP:DOWN?

Description

This command returns the Loop-Down code.

This command is an event and is not associated with an *RST condition or a query form.

Navigation Path: Setup > Test Configurator > DS1 > Loopback > Modify Loop Codes > Loop-Down

Syntax

:SOURce:DATA:TELecom:DS[1..n]:LOOP:DOWN? <wsp><Loopcode>

Parameter(s)

Loopcode:

The program data syntax for the first parameter is defined as a <DECIMAL NUMERIC PROGRAM DATA> element.

Selects the Loopcode Type

Range for Loopcode is from 1 To 10

Response Syntax

<Value>

Response(s)

Value:

The response data syntax for the first parameter is defined as a <STRING RESPONSE DATA> element.

Returns the Loopdown values.

Example(s)

SOUR:DATA:TEL:DS1:LOOP:DOWN 1,1100

SOUR:DATA:TEL:DS1:LOOP:DOWN? 1

Returns: 1100

See Also

SOURce:DATA:TELecom:MDIO:READ

:SOURce:DATA:TELecom:DS[1..n]:LOOP:UP

Description

This command set the Loop-Up code.

This command is an event and is not associated with an *RST condition or a query form.

Navigation Path: Setup > Test Configurator > DS1 > Loopback > Modify Loop Codes > Loop-Up

Syntax

:SOURce:DATA:TELecom:DS[1..n]:LOOP:UP <wsp><Loopcode>, <Loop-Up>

Parameter(s)

Loopcode:

The program data syntax for the first parameter is defined as a <DECIMAL NUMERIC PROGRAM DATA> element.

Selects the Loopcode Type

Range for Loopcode is from 1 To 10

Loop-Up:

The program data syntax for the second parameter is defined as a <DECIMAL NUMERIC PROGRAM DATA> element.

Sets the Loopup value.

MAXimum: Biggest supported value

MINimum: Smallest supported value

DEFault: Default value

Response Syntax

<Value>

Example(s)

SOUR:DATA:TEL:DS1:LOOP:UP 1,1100

See Also

SOURce:DATA:TELecom:MDIO:WRITe

:SOURce:DATA:TELecom:DS[1..n]:LOOP:UP?

Description

This query returns the Loop-Up code.

This command is an event and is not associated with an *RST condition or a query form.

Navigation Path: Setup > Test Configurator > DS1 > Loopback > Modify Loop Codes > Loop-Up

Syntax

:SOURce:DATA:TELecom:DS[1..n]:LOOP:UP? <wsp><Loopcode>

Parameter(s)

Loopcode:

The program data syntax for the first parameter is defined as a <DECIMAL NUMERIC PROGRAM DATA> element.

Selects the Loopcode Type

Range for Loopcode is from 1 To 10

Response Syntax

<Value>

Response(s)

Value:

The response data syntax for the first parameter is defined as a <STRING RESPONSE DATA> element.

Returns the Loopup values.

Example(s)

SOUR:DATA:TEL:DS1:LOOP:UP 1,1100

SOUR:DATA:TEL:DS1:LOOP:UP? 1

Returns: 1100

See Also

SOURce:DATA:TELecom:MDIO:WRITe

RFC 2544 - Subtests

:SOURce:DATA:TELecom:ETHernet:RFC:BCKTobck:ACCuracy

Description

This command sets the accuracy measurement for Back-to-Back subtest.

At *RST condition, this value is set to 1.

Navigation Path: Setup > Test Configurator > RFC 2544 > Subtests > Back-to-Back - Accuracy

Syntax

:SOURce:DATA:TELecom:ETHernet:RFC:BCKTobck:ACCuracy <wsp><Accuracy>

Parameter(s)

Accuracy:

The program data syntax for the first parameter is defined as a <DECIMAL NUMERIC PROGRAM DATA> element.

Selects accuracy measurement value in frames. Choices are 1 to 50.

MAXimum: Biggest supported value

MINimum: Smallest supported value

DEFault: Default value

Response Syntax

<Value>

Example(s)

SOUR:DATA:TEL:ETH:RFC:BCKT:ACC 10

SOUR:DATA:TEL:ETH:RFC:BCKT:ACC?

Returns: 10

See Also

SOURce:DATA:TELecom:ETHernet:RFC:BCKTobck:MTFRames

SOURce:DATA:TELecom:ETHernet:RFC:BCKTobck:MTFRames?

:SOURce:DATA:TELecom:ETHernet:RFC:BCKTobck:ACCuracy?

Description

This query returns the accuracy measurement for Back-to-Back subtest.

At *RST condition, this value is set to 1.

Navigation Path: Setup > Test Configurator > RFC 2544 > Subtests > Back-to-Back - Accuracy

Syntax

:SOURce:DATA:TELecom:ETHernet:RFC:BCKTobck:ACCuracy?[<wsp><Accuracy>]

Parameter(s)

Accuracy:

The program data syntax for the first parameter is defined as a <CHARACTER PROGRAM DATA> element.

This parameter is optional. If no token is specified, the current accuracy measurement in frames is returned.

MAXimum: Biggest supported value

MINimum: Smallest supported value

DEFault: Default value

Response Syntax

<Accuracy>

Response(s)

Accuracy:

The response data syntax for the first parameter is defined as a <NR1 NUMERIC RESPONSE DATA> element.

Returns the accuracy measurement value.

Example(s)

SOUR:DATA:TEL:ETH:RFC:BCKT:ACC 10

SOUR:DATA:TEL:ETH:RFC:BCKT:ACC?

Returns: 10

See Also

SOURce:DATA:TELecom:ETHernet:RFC:BCKTobck:MTFRames

SOURce:DATA:TELecom:ETHernet:RFC:BCKTobck:MTFRames?

:SOURce:DATA:TELecom:ETHernet:RFC:BCKTobck:AERRors

Description

This command sets the number of acceptable errors for Back-to-Back subtest.

At *RST condition, this value is set to 0.

Navigation Path: Setup > Test Configurator > RFC 2544 > Subtests > Back-to-Back - Acceptable Errors

Syntax

:SOURce:DATA:TELecom:ETHernet:RFC:BCKTobck:AERRors <wsp><Errors>

Parameter(s)

Errors:

The program data syntax for the first parameter is defined as a <DECIMAL NUMERIC PROGRAM DATA> element.

Selects the number of acceptable errors. Choices are 0 to 10.

MAXimum: Biggest supported value

MINimum: Smallest supported value

DEFault: Default value

Response Syntax

<Accuracy>

Example(s)

SOUR:DATA:TEL:ETH:RFC:BCKT:AERR 10

SOUR:DATA:TEL:ETH:RFC:BCKT:AERR?

Returns: 10

See Also

SOURce:DATA:TELecom:ETHernet:RFC:THRoughput:AERRors

SOURce:DATA:TELecom:ETHernet:RFC:THRoughput:AERRors?

:SOURce:DATA:TELecom:ETHernet:RFC:BCKTobck:AERRors?

Description

This query returns the number of acceptable errors for Back-to-Back subtest.

At *RST condition, this value is set to 0.

Navigation Path: Setup > Test Configurator > RFC 2544 > Subtests > Back-to-Back - Acceptable Errors

Syntax

:SOURce:DATA:TELecom:ETHernet:RFC:BCKTobck:AERRors?[<wsp><Errors>]

Parameter(s)

Errors:

The program data syntax for the first parameter is defined as a <CHARACTER PROGRAM DATA> element.

This parameter is optional. If no token is specified, the current number of acceptable errors for the back-to-back subtest is returned.

MAXimum: Biggest supported value

MINimum: Smallest supported value

DEFault: Default value

Response Syntax

<Errors>

Response(s)

Errors:

The response data syntax for the first parameter is defined as a <NR1 NUMERIC RESPONSE DATA> element.

Returns the number of acceptable errors.

Example(s)

SOUR:DATA:TEL:ETH:RFC:BCKT:AERR 10

SOUR:DATA:TEL:ETH:RFC:BCKT:AERR?

Returns: 10

See Also

SOURce:DATA:TELecom:ETHernet:RFC:THRoughput:AERRors

SOURce:DATA:TELecom:ETHernet:RFC:THRoughput:AERRors?

:SOURce:DATA:TELecom:ETHernet:RFC:BCKTobck:MTFRames

Description

This command sets the burst time for Back-to-Back subtest.

At *RST condition, this value is set to 00:01.

Navigation Path: Setup > Test Configurator > RFC 2544 > Subtests > Back-to-Back - Burst Time

Syntax

:SOURce:DATA:TELecom:ETHernet:RFC:BCKTobck:MTFRames[<wsp><Time>]

Parameter(s)

Time:

The program data syntax for the first parameter is defined as a <STRING PROGRAM DATA> element.

Selects the burst time.

Response Syntax

<Errors>

Example(s)

SOUR:DATA:TEL:ETH:RFC:BCKT:MTFR 00:01

SOUR:DATA:TEL:ETH:RFC:BCKT:MTFR?

Returns: 00:01

See Also

SOURce:DATA:TELecom:ETHernet:RFC:BCKTobck:ACCuracy?

SOURce:DATA:TELecom:ETHernet:RFC:BCKTobck:ACCuracy

:SOURce:DATA:TELecom:ETHernet:RFC:BCKTobck:MTFRames?

Description

This query returns the burst time for Back-to-Back subtest.

At *RST condition, this value is set to 00:01.

Navigation Path: Setup > Test Configurator > RFC 2544 > Subtests > Back-to-Back - Burst Time

Syntax

:SOURce:DATA:TELecom:ETHernet:RFC:BCKTobck:MTFRames?

Response Syntax

<Time>

Response(s)

Time:

The response data syntax for the first parameter is defined as a <STRING RESPONSE DATA> element.

Returns the maximum time worth of frames (Burst Time).

Example(s)

SOUR:DATA:TEL:ETH:RFC:BCKT:MTFR 00:01

SOUR:DATA:TEL:ETH:RFC:BCKT:MTFR?

Returns: 00:01

See Also

SOURce:DATA:TELecom:ETHernet:RFC:BCKTobck:ACCuracy?

SOURce:DATA:TELecom:ETHernet:RFC:BCKTobck:ACCuracy

:SOURce:DATA:TELecom:ETHernet:RFC:BCKTobck:NBURst

Description

This command sets the number of bursts that is generated for Back-to-Back subtest.

At *RST condition, this value is set to 1.

Navigation Path: Setup > Test Configurator > RFC 2544 > Subtests > Back-to-Back - Bursts

Syntax

:SOURce:DATA:TELecom:ETHernet:RFC:BCKTobck:NBURst <wsp><Nburst>

Parameter(s)

Nburst:

The program data syntax for the first parameter is defined as a <DECIMAL NUMERIC PROGRAM DATA> element.

Sets the number of bursts that is generated for Back-to-Back subtest.

MAXimum: Biggest supported value

MINimum: Smallest supported value

DEFault: Default value

Response Syntax

<Time>

Example(s)

SOUR:DATA:TEL:ETH:RFC:BCKT:NBUR 10

SOUR:DATA:TEL:ETH:RFC:BCKT:NBUR?

Returns: 10

See Also

SOURce:DATA:TELecom:ETHernet:RFC:BCKTobck:TAVerage

:SOURce:DATA:TELecom:ETHernet:RFC:BCKTobck:NBURst?

Description

This query returns the number of bursts that is generated for Back-to-Back subtest.

At *RST condition, this value is set to 1.

Navigation Path: Setup > Test Configurator > RFC 2544 > Subtests > Back-to-Back - Bursts

Syntax

:SOURce:DATA:TELecom:ETHernet:RFC:BCKTobck:NBURst?[<wsp><Nburst>]

Parameter(s)

Nburst:

The program data syntax for the first parameter is defined as a <CHARACTER PROGRAM DATA> element.

This parameter is optional. If no token is specified, the current number of bursts generated is returned.

MAXimum: Biggest supported value

MINimum: Smallest supported value

DEFault: Default value

Response Syntax

<Burst>

Response(s)

Burst:

The response data syntax for the first parameter is defined as a <NR1 NUMERIC RESPONSE DATA> element.

Returns the number of bursts.

Example(s)

SOUR:DATA:TEL:ETH:RFC:BCKT:NBUR 10

SOUR:DATA:TEL:ETH:RFC:BCKT:NBUR?

Returns: 10

See Also

SOURce:DATA:TELecom:ETHernet:RFC:BCKTobck:TAVerage?

:SOURce:DATA:TELecom:ETHernet:RFC:BCKTobck:TAVerage

Description

This command sets the number of times the Back-to-Back subtest is generated.

At *RST condition, this value is set to 1.

Navigation Path: Setup > Test Configurator > RFC 2544 > Subtests > Back-to-Back - Trials

Syntax

:SOURce:DATA:TELecom:ETHernet:RFC:BCKTobck:TAVerage <wsp><Average>

Parameter(s)

Average:

The program data syntax for the first parameter is defined as a <DECIMAL NUMERIC PROGRAM DATA> element.

Selects the number of trials. Choices are 1 to 100.

MAXimum: Biggest supported value

MINimum: Smallest supported value

DEFault: Default value

Response Syntax

<Burst>

Example(s)

SOUR:DATA:TEL:ETH:RFC:BCKT:TAV 10

SOUR:DATA:TEL:ETH:RFC:BCKT:TAV?

Returns: 10

See Also

SOURce:DATA:TELecom:ETHernet:RFC:THRoughput:TAVerage

SOURce:DATA:TELecom:ETHernet:RFC:THRoughput:TAVerage?

:SOURce:DATA:TELecom:ETHernet:RFC:BCKTobck:TAVerage?

Description

This query returns the number of times the Back-to-Back subtest is generated.

At *RST condition, this value is set to 1.

Navigation Path: Setup > Test Configurator > RFC 2544 > Subtests > Back-to-Back - Trials

Syntax

:SOURce:DATA:TELecom:ETHernet:RFC:BCKTobck:TAVerage?[<wsp><Average>]

Parameter(s)

Average:

The program data syntax for the first parameter is defined as a <CHARACTER PROGRAM DATA> element.

This parameter is optional. If no token is specified, the current number of times the back-to-back subtest is generated is returned.

MAXimum: Biggest supported value

MINimum: Smallest supported value

DEFault: Default value

Response Syntax

<Average>

Response(s)

Average:

The response data syntax for the first parameter is defined as a <NR1 NUMERIC RESPONSE DATA> element.

Returns the number of trials.

Example(s)

SOUR:DATA:TEL:ETH:RFC:BCKT:TAV 10

SOUR:DATA:TEL:ETH:RFC:BCKT:TAV?

Returns: 10

See Also

SOURce:DATA:TELecom:ETHernet:RFC:THRoughput:TAVerage

SOURce:DATA:TELecom:ETHernet:RFC:THRoughput:TAVerage?

:SOURce:DATA:TELecom:ETHernet:RFC:FLOSs:MAXRate

Description

This command sets the maximum rate for Frame Loss subtest.

At *RST condition, this value is set to 100.

Navigation Path: Setup > Test Configurator > RFC 2544 > Subtests > Frame Loss - Max. Rate

Syntax

:SOURce:DATA:TELecom:ETHernet:RFC:FLOSs:MAXRate <wsp><Direction>, <Maxrate>

Parameter(s)

Direction:

The program data syntax for the first parameter is defined as a <CHARACTER PROGRAM DATA> element.

Selects the direction.

(For DTS used LTOR and RTOL as direction, for single port use TX2RX as direction and for Dual port topology use P1TOP2 and P2TOP1)

TX2RX: TX-to-RX (TX2RX) for single port topology.

LTORemote: Local-to-Remote direction.

RTOLocal: Remote-to-Local direction.

P1TOP2: P1 -TO-P2.

P2TOP1: P2 -TO-P1.

BIDirectional: Bidirectional

Maxrate:

The program data syntax for the second parameter is defined as a <DECIMAL NUMERIC PROGRAM DATA> element.

Selects the maximum rate for the Frame Loss test.

MAXimum: Biggest supported value

MINimum: Smallest supported value

DEFault: Default value

Response Syntax

<Average>

Example(s)

SOUR:DATA:TEL:ETH:RFC:FLOS:MAXR TX2RX,10.00

SOUR:DATA:TEL:ETH:RFC:FLOS:MAXR? TX2RX

Returns: 10.00

See Also

SOURce:DATA:TELecom:ETHernet:RFC:THRoughput:MAXRate

SOURce:DATA:TELecom:ETHernet:RFC:THRoughput:MAXRate?

:SOURce:DATA:TELecom:ETHernet:RFC:FLOSs:MAXRate?

Description

This query returns the maximum rate for Frame Loss subtest.

At *RST condition, this value is set to 100.

Navigation Path: Setup > Test Configurator > RFC 2544 > Subtests > Frame Loss - Max. Rate

Syntax

:SOURce:DATA:TELecom:ETHernet:RFC:FLOSs:MAXRate? <wsp><Direction>,[<Maxrate>]

Parameter(s)

Direction:

The program data syntax for the first parameter is defined as a <CHARACTER PROGRAM DATA> element.

Selects the direction.

(For DTS used LTOR and RTOL as direction, for single port use TX2RX as direction and for Dual port topology use P1TOP2 and P2TOP1)

TX2RX: TX-to-RX (TX2RX) for single port topology.

LTORemote: Local-to-Remote direction.

RTOLocal: Remote-to-Local direction.

P1TOP2: P1 -TO-P2.

P2TOP1: P2 -TO-P1.

BIDirectional: Bidirectional

Maxrate:

The program data syntax for the second parameter is defined as a <CHARACTER PROGRAM DATA> element.

Selects the maximum rate for the Frame Loss test.

This parameter is optional. If no token is specified, the current maximum rate for the Frame Loss subtest is returned.

MAXimum: Biggest supported value

MINimum: Smallest supported value

DEFault: Default value

Response Syntax

<Maxrate>

:SOURce:DATA:TELecom:ETHernet:RFC:FLOSs:MAXRate?

Response(s)

Maxrate:

The response data syntax for the first parameter is defined as a <NR2 NUMERIC RESPONSE DATA> element.

Returns the maximum rate for the Frame Loss test.

Example(s)

SOUR:DATA:TEL:ETH:RFC:FLOS:MAXR TX2RX,10.00

SOUR:DATA:TEL:ETH:RFC:FLOS:MAXR? TX2RX

Returns: 10.00

See Also

SOURce:DATA:TELecom:ETHernet:RFC:THRoughput:MAXRate

SOURce:DATA:TELecom:ETHernet:RFC:THRoughput:MAXRate?

:SOURce:DATA:TELecom:ETHernet:RFC:FLOSs:TAVerage

Description

This command sets the number of times the Frame Loss subtest is generated.

At *RST condition, this value is set to 1.

Navigation Path: Setup > Test Configurator > RFC 2544 > Subtests > Frame Loss - Trials

Syntax

:SOURce:DATA:TELecom:ETHernet:RFC:FLOSs:TAVerage <wsp><Average>

Parameter(s)

Average:

The program data syntax for the first parameter is defined as a <DECIMAL NUMERIC PROGRAM DATA> element.

Sets the number of times the Frame Loss test is generated. Choices are 1 to 50.

MAXimum: Biggest supported number

MINimum: Smallest supported number

DEFault: Default value

Response Syntax

<Maxrate>

Example(s)

SOUR:DATA:TEL:ETH:RFC:FLOS:TAV 10

SOUR:DATA:TEL:ETH:RFC:FLOS:TAV?

Returns: 10

See Also

SOURce:DATA:TELecom:ETHernet:RFC:BCKTobck:TAVerage

SOURce:DATA:TELecom:ETHernet:RFC:BCKTobck:TAVerage?

:SOURce:DATA:TELecom:ETHernet:RFC:FLOSs:TAVerage?

Description

This query returns the number of times the Frame Loss subtest is generated.

At *RST condition, this value is set to 1.

Navigation Path: Setup > Test Configurator > RFC 2544 > Subtests > Frame Loss - Trials

Syntax

:SOURce:DATA:TELecom:ETHernet:RFC:FLOSs:TAVerage?[<wsp><Average>]

Parameter(s)

Average:

The program data syntax for the first parameter is defined as a <CHARACTER PROGRAM DATA> element.

Sets the number of times the Frame Loss test is generated. Choices are 1 to 50.

This parameter is optional. If no token is specified, the current number of times the Frame Loss subtest generated is returned.

MAXimum: Biggest supported value

MINimum: Smallest supported value

DEFault: Default value

Response Syntax

<Average>

Response(s)

Average:

The response data syntax for the first parameter is defined as a <NR1 NUMERIC RESPONSE DATA> element.

Returns the number of times the Frame Loss test is generated.

Example(s)

SOUR:DATA:TEL:ETH:RFC:FLOS:TAV 10

SOUR:DATA:TEL:ETH:RFC:FLOS:TAV?

Returns: 10

See Also

SOURce:DATA:TELecom:ETHernet:RFC:BCKTobck:TAVerage

SOURce:DATA:TELecom:ETHernet:RFC:BCKTobck:TAVerage?

:SOURce:DATA:TELecom:ETHernet:RFC:FLOSs:TGRanularity

Description

This command sets the granularity for Frame Loss subtest.

At *RST condition, this value is set to 10.

Navigation Path: Setup > Test Configurator > RFC 2544 > Subtests > Frame Loss - Granularity

Syntax

:SOURce:DATA:TELecom:ETHernet:RFC:FLOSs:TGRanularity <wsp><Granularity>

Parameter(s)

Granularity:

The program data syntax for the first parameter is defined as a <DECIMAL NUMERIC PROGRAM DATA> element.

Selects the test granularity percentage. Choices are 1 to 10.

MAXimum: Biggest supported value

MINimum: Smallest supported value

DEFault: Default value

Response Syntax

<Average>

Example(s)

SOUR:DATA:TEL:ETH:RFC:FLOS:TGR 10

SOUR:DATA:TEL:ETH:RFC:FLOS:TGR?

Returns: 10

See Also

SOURce:DATA:TELecom:ETHernet:RFC:FLOSs:TTIMe?

:SOURce:DATA:TELecom:ETHernet:RFC:FLOSs:TGRanularity?

Description

This query returns the granularity for Frame Loss subtest.

At *RST condition, this value is set to 10.

Navigation Path: Setup > Test Configurator > RFC 2544 > Subtests > Frame Loss - Granularity

Syntax

:SOURce:DATA:TELecom:ETHernet:RFC:FLOSs:TGRanularity?[<wsp><Granularity>]

Parameter(s)

Granularity:

The program data syntax for the first parameter is defined as a <CHARACTER PROGRAM DATA> element.

This parameter is optional. If no token is specified, the current percentage of Frame Loss subtest granularity is returned.

MAXimum: Biggest supported value

MINimum: Smallest supported value

DEFault: Default value

Response Syntax

<Granularity>

Response(s)

Granularity:

The response data syntax for the first parameter is defined as a <NR1 NUMERIC RESPONSE DATA> element.

Returns the test granularity percentage.

Example(s)

SOUR:DATA:TEL:ETH:RFC:FLOS:TGR 10

SOUR:DATA:TEL:ETH:RFC:FLOS:TGR?

Returns: 10

See Also

SOURce:DATA:TELecom:ETHernet:RFC:FLOSs:TTIMe

:SOURce:DATA:TELecom:ETHernet:RFC:FLOSs:TTIMe

Description

This command sets the trial duration for Frame loss subtest.

At *RST condition, this value is set to 00:01.

Navigation Path: Setup > Test Configurator > RFC 2544 > Subtests > Frame Loss - Trial Duration

Syntax

:SOURce:DATA:TELecom:ETHernet:RFC:FLOSs:TTIMe <wsp><Time>

Parameter(s)

Time:

The program data syntax for the first parameter is defined as a <STRING PROGRAM DATA> element.

Sets the trial duration for the Frame Loss test.

Response Syntax

<Granularity>

Example(s)

SOUR:DATA:TEL:ETH:RFC:FLOS:TTIM 30:00

SOUR:DATA:TEL:ETH:RFC:FLOS:TTIM?

Returns: 30:00

See Also

SOURce:DATA:TELecom:ETHernet:RFC:THRoughput:TTIMe

SOURce:DATA:TELecom:ETHernet:RFC:THRoughput:TTIMe?

:SOURce:DATA:TELecom:ETHernet:RFC:FLOSs:TTIMe?

Description

This query returns the trial duration for the Frame Loss subtest.

At *RST condition, this value is set to 00:01.

Navigation Path: Setup > Test Configurator > RFC 2544 > Subtests > Frame Loss - Trial Duration

Syntax

:SOURce:DATA:TELecom:ETHernet:RFC:FLOSs:TTIMe?

Response Syntax

<Time>

Response(s)

Time:

The response data syntax for the first parameter is defined as a <STRING RESPONSE DATA> element.

Returns the test trial duration value.

Example(s)

SOUR:DATA:TEL:ETH:RFC:FLOS:TTIM 30:00

SOUR:DATA:TEL:ETH:RFC:FLOS:TTIM?

Returns: 30:00

See Also

SOURce:DATA:TELecom:ETHernet:RFC:THRoughput:TTIMe

SOURce:DATA:TELecom:ETHernet:RFC:THRoughput:TTIMe?

:SOURce:DATA:TELecom:ETHernet:RFC:GLOBal:LMMode

Description

This command sets the measurement mode for Latency subtest.

At *RST condition, the value is set to Round Trip.

Navigation Path: Setup > Test Configurator > RFC 2544 > Subtests > Latency - Measurement Mode

Syntax

:SOURce:DATA:TELecom:ETHernet:RFC:GLOBal:LMMode <wsp><Latency Measurment Mode>

Parameter(s)

Latency Measurment Mode:

The program data syntax for the first parameter is defined as a <CHARACTER PROGRAM DATA> element.

Sets the Latency measurement mode.

ONEWay: One Way.

RTLATENCY: Round Trip Latency.

Response Syntax

<Time>

Example(s)

SOUR:DATA:TEL:ETH:RFC:GLOB:LMM RTLATENCY

See Also

SOURce:DATA:TELecom:ETHernet:ESAM:GLOBal:LMMode?

:SOURce:DATA:TELecom:ETHernet:RFC:GLOBal:LMMode?

Description

This query returns the measurement mode for Latency subtest.

At *RST condition, the value is Round Trip.

Navigation Path: Setup > Test Configurator > RFC 2544 > Subtests > Latency - Measurement Mode

Syntax

:SOURce:DATA:TELecom:ETHernet:RFC:GLOBal:LMMode?

Response Syntax

<Latency measurement mode>

Response(s)

Latency measurement mode:

The response data syntax for the first parameter is defined as a <CHARACTER RESPONSE DATA> element.

Returns the Latency measurement mode.

ONEWAY, One way is selected as latency mode.

RTLATENCY,Round Trip Latency is selected as latency mode.

Example(s)

SOUR:DATA:TEL:ETH:RFC:GLOB:LMM RTLATENCY

SOUR:DATA:TEL:ETH:RFC:GLOB:LMM?

Returns: RTLATENCY

See Also

SOURce:DATA:TELecom:ETHernet:ESAM:GLOBal:LMMode

:SOURce:DATA:TELecom:ETHernet:RFC:LATency:COPYtest

Description

This command enables/disables the Copy From Throughput test to get values from the throughput test results.

At *RST condition, this value is set to ON.

Navigation Path: Setup > Test Configurator > RFC 2544 > Subtests > Latency - Copy From Throughput

Syntax

:SOURce:DATA:TELecom:ETHernet:RFC:LATency:COPYtest <wsp><Set>

Parameter(s)

Set:

The program data syntax for the first parameter is defined as a <BOOLEAN PROGRAM DATA> element.

ON, enables the copy from the throughput test.

OFF, disables the copy from the throughput test.

Response Syntax

<Latency measurement mode>

Example(s)

SOUR:DATA:TEL:ETH:RFC:LAT:COPY ON

SOUR:DATA:TEL:ETH:RFC:LAT:COPY?

Returns: 1

See Also

SOURce:DATA:TELecom:ETHernet:RFC:THRoughput:TTIMe

SOURce:DATA:TELecom:ETHernet:RFC:THRoughput:TTIMe?

:SOURce:DATA:TELecom:ETHernet:RFC:LATency:COPYtest?

Description

This query returns the on/off status of the Copy From Throughput test setting.

At *RST condition, this value is set to ON.

Navigation Path: Setup > Test Configurator > RFC 2544 > Subtests > Latency - Copy From Throughput

Syntax

:SOURce:DATA:TELecom:ETHernet:RFC:LATency:COPYtest?

Response Syntax

<Get>

Response(s)

Get:

The response data syntax for the first parameter is defined as a <BOOLEAN RESPONSE DATA> element.

Returns the status of copy from the throughput test.

0, returns the status of copy from the throughput test as OFF.

1, returns the status of copy from the throughput test as ON.

Example(s)

SOUR:DATA:TEL:ETH:RFC:LAT:COPY ON

SOUR:DATA:TEL:ETH:RFC:LAT:COPY?

Returns: 1

See Also

SOURce:DATA:TELecom:ETHernet:RFC:THRoughput:TTIMe

SOURce:DATA:TELecom:ETHernet:RFC:THRoughput:TTIMe?

:SOURce:DATA:TELecom:ETHernet:RFC:LATency:MARGin

Description

This command sets the maximum rate of each frame size for Latency subtest.

At *RST condition, this value is set to 0.

Navigation Path: Setup > Test Configurator > RFC 2544 > Subtests > Latency - Margin

Syntax

:SOURce:DATA:TELecom:ETHernet:RFC:LATency:MARGin <wsp><Margin>

Parameter(s)

Margin:

The program data syntax for the first parameter is defined as a <DECIMAL NUMERIC PROGRAM DATA> element.

Sets the maximum rate for each frame size.

MAXimum: Biggest supported rate

MINimum: Smallest supported rate

DEFault: Default value

Response Syntax

<Get>

Example(s)

SOUR:DATA:TEL:ETH:RFC:LAT:MARG 1

SOUR:DATA:TEL:ETH:RFC:LAT:MARG?

See Also

SOURce:DATA:TELecom:ETHernet:RFC:FLOSs:TAVerage

SOURce:DATA:TELecom:ETHernet:RFC:FLOSs:TAVerage?

:SOURce:DATA:TELecom:ETHernet:RFC:LATency:MARGin?

Description

This query returns the maximum rate of each frame size for Latency subtest.

At *RST condition, this value is set to 0.

Navigation Path: Setup > Test Configurator > RFC 2544 > Subtests > Latency - Margin

Syntax

:SOURce:DATA:TELecom:ETHernet:RFC:LATency:MARGin?[<wsp><Margin>]

Parameter(s)

Margin:

The program data syntax for the first parameter is defined as a <CHARACTER PROGRAM DATA> element.

Sets the maximum rate for each frame size.

This parameter is optional. If no token is specified, the current maximum rate for each frame size is returned.

MAXimum: Biggest supported value

MINimum: Smallest supported value

DEFault: Default value

Response Syntax

<Percenatge>

Response(s)

Percenatge:

The response data syntax for the first parameter is defined as a <NR2 NUMERIC RESPONSE DATA> element.

Returns the maximum rate for each frame size.

Example(s)

SOUR:DATA:TEL:ETH:RFC:LAT:MARG?

See Also

SOURce:DATA:TELecom:ETHernet:RFC:FLOSs:TAVerage

SOURce:DATA:TELecom:ETHernet:RFC:FLOSs:TAVerage?

:SOURce:DATA:TELecom:ETHernet:RFC:LATency:TAVerage

Description

This command sets the number of times the Latency subtest is generated.

At *RST condition, this value is set to 1.

Navigation Path: Setup > Test Configurator > RFC 2544 > Subtests > Latency - Trials

Syntax

:SOURce:DATA:TELecom:ETHernet:RFC:LATency:TAVerage <wsp><Average>

Parameter(s)

Average:

The program data syntax for the first parameter is defined as a <DECIMAL NUMERIC PROGRAM DATA> element.

Sets the number of times the latency test is generated.

MAXimum: Biggest supported value

MINimum: Smallest supported value

DEFault: Default value

Response Syntax

<Percenatge>

Example(s)

SOUR:DATA:TEL:ETH:RFC:LAT:TAV 10

SOUR:DATA:TEL:ETH:RFC:LAT:TAV?

Returns: 10

See Also

SOURce:DATA:TELecom:ETHernet:RFC:FLOSs:TAVerage

SOURce:DATA:TELecom:ETHernet:RFC:FLOSs:TAVerage?

:SOURce:DATA:TELecom:ETHernet:RFC:LATency:TAVerage?

Description

This query returns the number of times the Latency subtest is generated.

At *RST condition, this value is set to 1.

Navigation Path: Setup > Test Configurator > RFC 2544 > Subtests > Latency - Trials

Syntax

:SOURce:DATA:TELecom:ETHernet:RFC:LATency:TAVerage?[<wsp><Average>]

Parameter(s)

Average:

The program data syntax for the first parameter is defined as a <CHARACTER PROGRAM DATA> element.

Sets the number of times the latency test is generated.

This parameter is optional. If no token is specified, the current number of times the latency subtest generated is returned.

MAXimum: Biggest supported value

MINimum: Smallest supported value

DEFault: Default value

Response Syntax

<Average>

Response(s)

Average:

The response data syntax for the first parameter is defined as a <NR1 NUMERIC RESPONSE DATA> element.

Returns the number of times the latency test is generated.

Example(s)

SOUR:DATA:TEL:ETH:RFC:LAT:TAV 10

SOUR:DATA:TEL:ETH:RFC:LAT:TAV?

Returns: 10

See Also

SOURce:DATA:TELecom:ETHernet:RFC:FLOSs:TAVerage

SOURce:DATA:TELecom:ETHernet:RFC:FLOSs:TAVerage?

:SOURce:DATA:TELecom:ETHernet:RFC:LATency:TTIMe

Description

This command sets the trial duration for Latency subtest.

At *RST condition, this value is set to 00:01.

Navigation Path: Setup > Test Configurator > RFC 2544 > Subtests > Latency - Trial Duration

Syntax

:SOURce:DATA:TELecom:ETHernet:RFC:LATency:TTIMe <wsp><Time>

Parameter(s)

Time:

The program data syntax for the first parameter is defined as a <STRING PROGRAM DATA> element.

Sets the trial duration for the latency test.

Response Syntax

<Average>

Example(s)

SOUR:DATA:TEL:ETH:RFC:LAT:TTIM 01:00

SOUR:DATA:TEL:ETH:RFC:LAT:TTIM?

See Also

SOURce:DATA:TELecom:ETHernet:RFC:FLOSs:TTIMe?

:SOURce:DATA:TELecom:ETHernet:RFC:LATency:TTIMe?

Description

This query returns the trial duration value for the Latency subtest.

At *RST condition, this value is set to 00:01.

Navigation Path: Setup > Test Configurator > RFC 2544 > Subtests > Latency - Trial Duration

Syntax

:SOURce:DATA:TELecom:ETHernet:RFC:LATency:TTIMe?

Response Syntax

<Time>

Response(s)

Time:

The response data syntax for the first parameter is defined as a <STRING RESPONSE DATA> element.

Returns the trial duration for the latency test.

Example(s)

SOUR:DATA:TEL:ETH:RFC:LAT:TTIM 01:00

SOUR:DATA:TEL:ETH:RFC:LAT:TTIM?

See Also

SOURce:DATA:TELecom:ETHernet:RFC:FLOSs:TTIMe

:SOURce:DATA:TELecom:ETHernet:RFC:THRoughput:ACCuracy

Description

This command sets the accuracy value for the throughput subtest.

*RST values are 1.0 for Gbit/s, 1000 for Mbit/s and 1.0 for %.

Navigation Path: Setup > Test Configurator > RFC 2544 > Subtests > Throughput - Accuracy

Syntax

:SOURce:DATA:TELecom:ETHernet:RFC:THRoughput:ACCuracy <wsp><Accuracy>

Parameter(s)

Accuracy:

The program data syntax for the first parameter is defined as a <DECIMAL NUMERIC PROGRAM DATA> element.

Selects the throughput accuracy value.

MAXimum: Biggest supported value

MINimum: Smallest supported value

DEFault: Default value

Response Syntax

<Time>

Example(s)

SOUR:DATA:TEL:ETH:RFC:THR:ACC 10.00

SOUR:DATA:TEL:ETH:RFC:THR:ACC?

Returns: 10.00

See Also

SOURce:DATA:TELecom:ETHernet:RFC:THRoughput:MAXRate

:SOURce:DATA:TELecom:ETHernet:RFC:THRoughput:ACCuracy?

Description

This query returns the accuracy value for the throughput subtest.

*RST values are 1.0 for Gbit/s, 1000 for Mbit/s and 1.0 for %.

Navigation Path: Setup > Test Configurator > RFC 2544 > Subtests > Throughput - Accuracy

Syntax

:SOURce:DATA:TELecom:ETHernet:RFC:THRoughput:ACCuracy?[<wsp><Accuracy>]

Parameter(s)

Accuracy:

The program data syntax for the first parameter is defined as a <CHARACTER PROGRAM DATA> element.

This parameter is optional. If no token is specified, the current accuracy value for the throughput subtest is returned.

MAXimum: Biggest supported value

MINimum: Smallest supported value

DEFault: Default value

Response Syntax

<Accuracy>

Response(s)

Accuracy:

The response data syntax for the first parameter is defined as a <NR2 NUMERIC RESPONSE DATA> element.

Returns the accuracy measurement value.

Example(s)

SOUR:DATA:TEL:ETH:RFC:THR:ACC 10.00

SOUR:DATA:TEL:ETH:RFC:THR:ACC?

Returns: 10.00

See Also

SOURce:DATA:TELecom:ETHernet:RFC:THRoughput:MAXRate?

:SOURce:DATA:TELecom:ETHernet:RFC:THRoughput:AERRors

Description

This command sets the number of acceptable errors for the throughput subtest.

At *RST condition, this value is set to 0.

Navigation Path: Setup > Test Configurator > RFC 2544 > Subtests > Throughput - Acceptable Errors

Syntax

:SOURce:DATA:TELecom:ETHernet:RFC:THRoughput:AERRors <wsp><Errors>

Parameter(s)

Errors:

The program data syntax for the first parameter is defined as a <DECIMAL NUMERIC PROGRAM DATA> element.

Selects the number of acceptable throughput errors. Choices are 0 to 10.

MAXimum: Biggest supported value

MINimum: Smallest supported value

DEFault: Default value

Response Syntax

<Accuracy>

Example(s)

SOUR:DATA:TEL:ETH:RFC:THR:AERR 10

SOUR:DATA:TEL:ETH:RFC:THR:AERR?

Returns: 10

See Also

SOURce:DATA:TELecom:ETHernet:RFC:THRoughput:ACCuracy

:SOURce:DATA:TELecom:ETHernet:RFC:THRoughput:AERRors?

Description

This query returns the number of acceptable errors for the throughput subtest.

At *RST condition, this value is set to 0.

Navigation Path: Setup > Test Configurator > RFC 2544 > Subtests > Throughput - Acceptable Errors

Syntax

:SOURce:DATA:TELecom:ETHernet:RFC:THRoughput:AERRors?[<wsp><Errors>]

Parameter(s)

Errors:

The program data syntax for the first parameter is defined as a <CHARACTER PROGRAM DATA> element.

This parameter is optional. If no token is specified, the current number of acceptable errors for the throughput subtest is returned.

MAXimum: Biggest supported value

MINimum: Smallest supported value

DEFault: Default value

Response Syntax

<Errors>

Response(s)

Errors:

The response data syntax for the first parameter is defined as a <NR1 NUMERIC RESPONSE DATA> element.

Returns the number of acceptable errors for the throughput subtest.

Example(s)

SOUR:DATA:TEL:ETH:RFC:THR:AERR 10

SOUR:DATA:TEL:ETH:RFC:THR:AERR?

Returns: 10

See Also

SOURce:DATA:TELecom:ETHernet:RFC:THRoughput:ACCuracy?

:SOURce:DATA:TELecom:ETHernet:RFC:THRoughput:MAXRate

Description

This command sets the maximum throughput rate for the throughput subtest.

At *RST condition, this value is set to 100.0.

Navigation Path: Setup > Test Configurator > RFC 2544 > Subtests > Throughput - Max. Rate

Syntax

:SOURce:DATA:TELecom:ETHernet:RFC:THRoughput:MAXRate <wsp><Direction>, <Maxrate>

Parameter(s)

Direction:

The program data syntax for the first parameter is defined as a <CHARACTER PROGRAM DATA> element.

Selects the direction.

(For DTS used LTOR and RTOL as direction, for single port use TX2RX as direction and for Dual port topology use P1TOP2 and P2TOP1)

TX2RX: TX-to-RX (TX2RX) for single port topology.

LTORemote: Local-to-Remote direction.

RTOLocal: Remote-to-Local direction.

P1TOP2: P1 -TO-P2.

P2TOP1: P2 -TO-P1.

BIDirectional: Bidirectional

Maxrate:

The program data syntax for the second parameter is defined as a <DECIMAL NUMERIC PROGRAM DATA> element.

Selects maximum throughput rate.

MAXimum: Biggest supported value

MINimum: Smallest supported value

DEFault: Default value

Response Syntax

<Errors>

Example(s)

SOUR:DATA:TEL:ETH:RFC:THR:MAXR TX2RX,10.00

SOUR:DATA:TEL:ETH:RFC:THR:MAXR? TX2RX

Returns: 10.00

See Also

SOURce:DATA:TELecom:ETHernet:RFC:FSIZe

:SOURce:DATA:TELecom:ETHernet:RFC:THRoughput:MAXRate?

Description

This query returns the maximum throughput rate for the throughput subtest.

At *RST condition, this value is set to 100.0.

Navigation Path: Setup > Test Configurator > RFC 2544 > Subtests > Throughput - Max. Rate

Syntax

:SOURce:DATA:TELecom:ETHernet:RFC:THRoughput:MAXRate? <wsp><Direction>,[<Maxrate>]

Parameter(s)

Direction:

The program data syntax for the first parameter is defined as a <CHARACTER PROGRAM DATA> element.

Selects the direction.

(For DTS used LTOR and RTOL as direction, for single port use TX2RX as direction and for Dual port topology use P1TOP2 and P2TOP1)

TX2RX: TX-to-RX (TX2RX) for single port topology.

LTORemote: Local-to-Remote direction.

RTOLocal: Remote-to-Local direction.

P1TOP2: P1 -TO-P2.

P2TOP1: P2 -TO-P1.

BIDirectional: Bidirectional

Maxrate:

The program data syntax for the second parameter is defined as a <CHARACTER PROGRAM DATA> element.

This parameter is optional. If no token is specified, the current throughput rate for the throughput subtest is returned.

MAXimum: Biggest supported value

MINimum: Smallest supported value

DEFault: Default value

Response Syntax

<Maxrate>

:SOURce:DATA:TELecom:ETHernet:RFC:THRoughput:MAXRate?

Response(s)	**Maxrate**: The response data syntax for the first parameter is defined as a <NR2 NUMERIC RESPONSE DATA> element. Returns the maximum throughput rate for the test.
Example(s)	SOUR:DATA:TEL:ETH:RFC:THR:MAXR TX2RX,10.00 SOUR:DATA:TEL:ETH:RFC:THR:MAXR? TX2RX Returns: 10.00
See Also	SOURce:DATA:TELecom:ETHernet:RFC:FSIZe?

:SOURce:DATA:TELecom:ETHernet:RFC:THRoughput:TAVerage

Description

This command sets the number of times the throughput subtest is generated.

At *RST condition, this value is set to 1.

Navigation Path: Setup > Test Configurator > RFC 2544 > Subtests > Throughput - Trials

Syntax

:SOURce:DATA:TELecom:ETHernet:RFC:THRoughput:TAVerage <wsp><Average>

Parameter(s)

Average:

The program data syntax for the first parameter is defined as a <DECIMAL NUMERIC PROGRAM DATA> element.

Sets the number of throughput trials. Choices are 1 to 50.

MAXimum: Biggest supported value

MINimum: Smallest supported value

DEFault: Default value

Response Syntax

<Maxrate>

Example(s)

SOUR:DATA:TEL:ETH:RFC:THR:TAV 10

SOUR:DATA:TEL:ETH:RFC:THR:TAV?

Returns: 10

See Also

SOURce:DATA:TELecom:ETHernet:RFC:THRoughput:AERRors

:SOURce:DATA:TELecom:ETHernet:RFC:THRoughput:TAVerage?

Description

This query returns the number of times the throughput subtest is generated.

At *RST condition, this value is set to 1.

Navigation Path: Setup > Test Configurator > RFC 2544 > Subtests > Throughput - Trials

Syntax

:SOURce:DATA:TELecom:ETHernet:RFC:THRoughput:TAVerage?[<wsp><Average>]

Parameter(s)

Average:

The program data syntax for the first parameter is defined as a <CHARACTER PROGRAM DATA> element.

This parameter is optional. If no token is specified, the current number of times the throughput subtest generated is returned.

MAXimum: Biggest supported value

MINimum: Smallest supported value

DEFault: Default value

Response Syntax

<Average>

Response(s)

Average:

The response data syntax for the first parameter is defined as a <NR1 NUMERIC RESPONSE DATA> element.

Returns the number of times the throughput test is generated.

Example(s)

SOUR:DATA:TEL:ETH:RFC:THR:TAV 10

SOUR:DATA:TEL:ETH:RFC:THR:TAV?

Returns: 10

See Also

SOURce:DATA:TELecom:ETHernet:RFC:THRoughput:AERRors?

:SOURce:DATA:TELecom:ETHernet:RFC:THRoughput:TTIMe

Description

This command sets the trial duration for the throughput subtest.

At *RST condition, this value is set to 00:01.

Navigation Path: Setup > Test Configurator > RFC 2544 > Subtests > Throughput - Trial Duration

Syntax

:SOURce:DATA:TELecom:ETHernet:RFC:THRoughput:TTIMe <wsp><Time>

Parameter(s)

Time:

The program data syntax for the first parameter is defined as a <STRING PROGRAM DATA> element.

Sets the throughput test time value.

Response Syntax

<Average>

Example(s)

SOUR:DATA:TEL:ETH:RFC:THR:TTIM 30:00

SOUR:DATA:TEL:ETH:RFC:THR:TTIM?

Returns: 30:00

See Also

SOURce:DATA:TELecom:ETHernet:RFC:THRoughput:VALidations

:SOURce:DATA:TELecom:ETHernet:RFC:THRoughput:TTIMe?

Description	This query returns the trial duration for the throughput subtest. At *RST condition, this value is set to 00:01. Navigation Path: Setup > Test Configurator > RFC 2544 > Subtests > Throughput - Trial Duration
Syntax	:SOURce:DATA:TELecom:ETHernet:RFC:THRoughput:TTIMe?
Response Syntax	<Time>
Response(s)	**Time**: The response data syntax for the first parameter is defined as a <STRING RESPONSE DATA> element. Returns the trial duration for the test.
Example(s)	SOUR:DATA:TEL:ETH:RFC:THR:TTIM 30:00 SOUR:DATA:TEL:ETH:RFC:THR:TTIM? Returns: 30:00
See Also	SOURce:DATA:TELecom:ETHernet:RFC:THRoughput:VALidations?

:SOURce:DATA:TELecom:ETHernet:RFC:THRoughput:VALidations

Description

This command sets the number of times the throughput result should be validated.

At *RST condition, this value is set to 1.

Navigation Path: Setup > Test Configurator > RFC 2544 > Subtests > Throughput - Validations

Syntax

:SOURce:DATA:TELecom:ETHernet:RFC:THRoughput:VALidations <wsp><Validations>

Parameter(s)

Validations:

The program data syntax for the first parameter is defined as a <DECIMAL NUMERIC PROGRAM DATA> element.

Sets the number of throughput validations. Choices are 1 to 50.

MAXimum: Biggest supported value

MINimum: Smallest supported value

DEFault: Default value

Response Syntax

<Time>

Example(s)

SOUR:DATA:TEL:ETH:RFC:THR:VAL 10

SOUR:DATA:TEL:ETH:RFC:THR:VAL?

Returns: 10

See Also

SOURce:DATA:TELecom:ETHernet:RFC:THRoughput:TAVerage

:SOURce:DATA:TELecom:ETHernet:RFC:THRoughput:VALidations?

Description

This query returns the number of times the throughput result should be validated.

At *RST condition, this value is set to 1.

Navigation Path: Setup > Test Configurator > RFC 2544 > Subtests > Throughput - Validations

Syntax

:SOURce:DATA:TELecom:ETHernet:RFC:THRoughput:VALidations?[<wsp><Validations>]

Parameter(s)

Validations:

The program data syntax for the first parameter is defined as a <CHARACTER PROGRAM DATA> element.

This parameter is optional. If no token is specified, the current number of times the result should be validated is returned.

MAXimum: Biggest supported value

MINimum: Smallest supported value

DEFault: Default value

Response Syntax

<Validations>

Response(s)

Validations:

The response data syntax for the first parameter is defined as a <NR1 NUMERIC RESPONSE DATA> element.

Returns the number of times the result should be validated.

Example(s)

SOUR:DATA:TEL:ETH:RFC:THR:VAL 10

SOUR:DATA:TEL:ETH:RFC:THR:VAL?

Returns: 10

See Also

SOURce:DATA:TELecom:ETHernet:RFC:THRoughput:TAVerage?

TCP Throughput

:SOURce:DATA:TELecom:ETHernet:TCP:CONNection:IP:TOSDs

Description	This command sets the Type of Service/Differentiated Services (TOS/DS) value. At *RST condition, this value is set to #H00. Navigation Path: Setup > Test Configurator > TCP Throughput > TCP Connection Configuration > IP TOS/DS
Syntax	:SOURce:DATA:TELecom:ETHernet:TCP:CONNection:IP:TOSDs <wsp><Tosds>
Parameter(s)	**Tosds**: The program data syntax for the first parameter is defined as a <NONDECIMAL NUMERIC PROGRAM DATA> element. Set the TOSDS value from #H00 to #HFF.
Response Syntax	<Throughput>
Example(s)	SOUR:DATA:TEL:ETH:TCP:MODE LOC SOUR:DATA:TEL:ETH:TCP:CONN:IP:TOSD #HDD SOUR:DATA:TEL:ETH:TCP:CONN:IP:TOSD? Returns: 221
See Also	SOURce:DATA:TELecom:ETHernet:TCP:THRoughput:INTSize?

:SOURce:DATA:TELecom:ETHernet:TCP:CONNection:IP:TOSDs?

Description

This query returns the Type of Service/Differentiated Services (TOS/DS) value.

At *RST condition, this value is set to #H00.

Navigation Path: Setup > Test Configurator > TCP Throughput > TCP Connection Configuration > IP TOS/DS

Syntax

:SOURce:DATA:TELecom:ETHernet:TCP:CONNection:IP:TOSDs?

Response Syntax

<TOSDS>

Response(s)

TOSDS:

The response data syntax for the first parameter is defined as a <NR1 NUMERIC RESPONSE DATA> element.

Returns the TOSDS value.

Example(s)

SOUR:DATA:TEL:ETH:TCP:MODE LOC

SOUR:DATA:TEL:ETH:TCP:CONN:IP:TOSD #HDD

SOUR:DATA:TEL:ETH:TCP:CONN:IP:TOSD?

Returns: 221

See Also

SOURce:DATA:TELecom:ETHernet:TCP:THRoughput:INTSize

:SOURce:DATA:TELecom:ETHernet:TCP:CONNection:LIP

Description

This command set accept connection from IP (TCP Mode - Remote)

At *RST condition, this value is set to 0.0.0.0.

Navigation Path: Setup > Test Configurator > TCP Throughput > TCP Connection Configuration > Accept connection From IP

Syntax

:SOURce:DATA:TELecom:ETHernet:TCP:CONNection:LIP <wsp><Adress>

Parameter(s)

Adress:

The program data syntax for the first parameter is defined as a <STRING PROGRAM DATA> element.

Set the Local IP Address.

Response Syntax

<TOSDS>

Example(s)

SOUR:DATA:TEL:ETH:TCP:MODE REMOTE

SOUR:DATA:TEL:ETH:TCP:CONN:LIP 0.0.0.0

SOUR:DATA:TEL:ETH:TCP:CONN:LIP?

Returns: 0.0.0.0

See Also

SOURce:DATA:TELecom:ETHernet:TCP:CONNection:PORT?

:SOURce:DATA:TELecom:ETHernet:TCP:CONNection:LIP?

Description

This query returns the accept connection from IP (TCP Mode - Remote)

At *RST condition, this value is set to 0.0.0.0.

Navigation Path: Setup > Test Configurator > TCP Throughput > TCP Connection Configuration > Accept connection From IP

Syntax

:SOURce:DATA:TELecom:ETHernet:TCP:CONNection:LIP?

Response Syntax

<Address>

Response(s)

Address:

The response data syntax for the first parameter is defined as a <STRING RESPONSE DATA> element.

Returns the Local IP Address

Example(s)

SOUR:DATA:TEL:ETH:TCP:MODE REMOTE

SOUR:DATA:TEL:ETH:TCP:CONN:LIP 0.0.0.0

SOUR:DATA:TEL:ETH:TCP:CONN:LIP?

Returns: 0.0.0.0

See Also

SOURce:DATA:TELecom:ETHernet:TCP:CONNection:PORT

:SOURce:DATA:TELecom:ETHernet:TCP:CONNection:PORT

Description

This command set the TCP Port

At *RST condition, this value is set to 50201.

Navigation Path: Setup > Test Configurator > TCP Throughput > TCP Connection Configuration > TCP Port

Syntax

:SOURce:DATA:TELecom:ETHernet:TCP:CONNection:PORT <wsp><TCP Port>

Parameter(s)

TCP Port:

The program data syntax for the first parameter is defined as a <DECIMAL NUMERIC PROGRAM DATA> element.

Set the TCP Port.

MAXimum: Biggest supported value

MINimum: Smallest supported value

Response Syntax

<Address>

Example(s)

SOUR:DATA:TEL:ETH:TCP:CONN:PORT 26

SOUR:DATA:TEL:ETH:TCP:CONN:PORT?

Returns: 26

See Also

SOURce:DATA:TELecom:ETHernet:TCP:CONNection:LIP?

:SOURce:DATA:TELecom:ETHernet:TCP:CONNection:PORT?

Description

This query returns the TCP Port

At *RST condition, this value is set to 50201.

Navigation Path: Setup > Test Configurator > TCP Throughput > TCP Connection Configuration > TCP Port

Syntax

:SOURce:DATA:TELecom:ETHernet:TCP:CONNection:PORT?[<wsp><TCP Port>]

Parameter(s)

TCP Port:

The program data syntax for the first parameter is defined as a <CHARACTER PROGRAM DATA> element.

This parameter is optional. If no token is specified, the current TCP Port is returned.

MAXimum: Biggest supported value

MINimum: Smallest supported value

Response Syntax

<TCP Port>

Response(s)

TCP Port:

The response data syntax for the first parameter is defined as a <NR1 NUMERIC RESPONSE DATA> element.

Returns the TCP Port

Example(s)

SOUR:DATA:TEL:ETH:TCP:CONN:PORT 26

SOUR:DATA:TEL:ETH:TCP:CONN:PORT?

Returns: 26

See Also

SOURce:DATA:TELecom:ETHernet:TCP:CONNection:LIP

:SOURce:DATA:TELecom:ETHernet:TCP:CONNection:RIP

Description

This command set the Remote IP Address.

At *RST condition, this value is set to 0.0.0.0.

Navigation Path: Setup > Test Configurator > TCP Throughput > TCP Connection Configuration > Remote IP Address

Syntax

:SOURce:DATA:TELecom:ETHernet:TCP:CONNection:RIP <wsp><Adress>

Parameter(s)

Adress:

The program data syntax for the first parameter is defined as a <STRING PROGRAM DATA> element.

Set the Remote IP Address.

Response Syntax

<TCP Port>

Example(s)

SOUR:DATA:TEL:ETH:TCP:CONN:RIP 0.0.0.0

SOUR:DATA:TEL:ETH:TCP:CONN:RIP?

Returns: 0.0.0.0

See Also

SOURce:DATA:TELecom:ETHernet:TCP:MODE?

:SOURce:DATA:TELecom:ETHernet:TCP:CONNection:RIP?

Description

This query returns the Remote IP Address.

At *RST condition, this value is set to 0.0.0.0.

Navigation Path: Setup > Test Configurator > TCP Throughput > TCP Connection Configuration > Remote IP Address

Syntax

:SOURce:DATA:TELecom:ETHernet:TCP:CONNection:RIP?

Response Syntax

<Address>

Response(s)

Address:

The response data syntax for the first parameter is defined as a <STRING RESPONSE DATA> element.

Returns the Remote IP Address.

Example(s)

SOUR:DATA:TEL:ETH:TCP:CONN:RIP 0.0.0.0

SOUR:DATA:TEL:ETH:TCP:CONN:RIP?

Returns: 0.0.0.0

See Also

SOURce:DATA:TELecom:ETHernet:TCP:MODE

:SOURce:DATA:TELecom:ETHernet:TCP:INJection:THReshold

Description

This command sets the Throughput Threshold (%)

At *RST condition, this value is set to #H00.

Navigation Path: Setup > Test Configurator > TCP Throughput > TCP Throughput Configuration > Throughput Threshold (%)

Syntax

:SOURce:DATA:TELecom:ETHernet:TCP:INJection:THReshold <wsp><Throughput Threshold>

Parameter(s)

Throughput Threshold:

The program data syntax for the first parameter is defined as a <DECIMAL NUMERIC PROGRAM DATA> element.

Set the Throughput Threshold(%).

MAXimum: Biggest supported value

MINimum: Smallest supported value

Response Syntax

<Address>

Example(s)

SOUR:DATA:TEL:ETH:TCP:MODE LOC

SOUR:DATA:TEL:ETH:TCP:INJ:THR 50

SOUR:DATA:TEL:ETH:TCP:INJ:THR?

Returns: 50

See Also

FETCh:DATA:TELecom:ETHernet:TCP:STATistics:EFFiciency?

:SOURce:DATA:TELecom:ETHernet:TCP:INJection:THReshold?

Description

This query returns the Throughput Threshold (%)

At *RST condition, this value is set to #H00.

Navigation Path: Setup > Test Configurator > TCP Throughput > TCP Throughput Configuration > Throughput Threshold (%)

Syntax

:SOURce:DATA:TELecom:ETHernet:TCP:INJection:THReshold?[<wsp><Throughput Threshold>]

Parameter(s)

Throughput Threshold:

The program data syntax for the first parameter is defined as a <CHARACTER PROGRAM DATA> element.

This parameter is optional. If no token is specified, the currentThroughput Threshold(%) is returned.

MAXimum: Biggest supported value

MINimum: Smallest supported value

Response Syntax

<Throughput Threshold>

Response(s)

Throughput Threshold:

The response data syntax for the first parameter is defined as a <NR2 NUMERIC RESPONSE DATA> element.

Returns the Threshold(%)

Example(s)

SOUR:DATA:TEL:ETH:TCP:MODE LOC

SOUR:DATA:TEL:ETH:TCP:INJ:THR 50

SOUR:DATA:TEL:ETH:TCP:INJ:THR?

Returns: 51

See Also

FETCh:DATA:TELecom:ETHernet:TCP:STAT:THRoughput:MAXimum:VERDict?

:SOURce:DATA:TELecom:ETHernet:TCP:MODE

Description

This command set the TCP Mode.

At *RST condition, this value is set to Local.

Navigation Path: Setup > Test Configurator > TCP Throughput > TCP Mode

Syntax

:SOURce:DATA:TELecom:ETHernet:TCP:MODE <wsp><Mode>

Parameter(s)

Mode:

The program data syntax for the first parameter is defined as a <CHARACTER PROGRAM DATA> element.

Set the TCP mode.

LOCal

REMote

Response Syntax

<Throughput Threshold>

Example(s)

SOUR:DATA:TEL:ETH:TCP:MODE LOC

SOUR:DATA:TEL:ETH:TCP:MODE?

Returns: LOCAL

See Also

SOURce:DATA:TELecom:ETHernet:TCP:CONNection:RIP?

:SOURce:DATA:TELecom:ETHernet:TCP:MODE?

Description	This query returns the TCP Mode. At *RST condition, this value is set to Local. Navigation Path: Setup > Test Configurator > TCP Throughput > TCP Mode
Syntax	:SOURce:DATA:TELecom:ETHernet:TCP:MODE?
Response Syntax	<Mode>
Response(s)	**Mode**: The response data syntax for the first parameter is defined as a <CHARACTER RESPONSE DATA> element. Returns the TCP Mode. LOCAL | REMOTE
Example(s)	SOUR:DATA:TEL:ETH:TCP:MODE LOC SOUR:DATA:TEL:ETH:TCP:MODE? Returns: LOCAL
See Also	SOURce:DATA:TELecom:ETHernet:TCP:CONNection:RIP

:SOURce:DATA:TELecom:ETHernet:TCP:THRoughput:INTSize

Description

This command sets the Initial Window Size.

At *RST condition, this value is set to #H00.

Navigation Path: Setup > Test Configurator > TCP Throughput > TCP Throughput Configuration > Initial Window Size (Kbytes)

Syntax

:SOURce:DATA:TELecom:ETHernet:TCP:THRoughput:INTSize <wsp><Initial Window Size>

Parameter(s)

Initial Window Size:

The program data syntax for the first parameter is defined as a <DECIMAL NUMERIC PROGRAM DATA> element.

Set the Initial Window Size in Kbytes.

Choices are 2 to 65536.

MAXimum: Biggest supported value

MINimum: Smallest supported value

Response Syntax

<Mode>

Example(s)

SOUR:DATA:TEL:ETH:TCP:MODE LOC

SOUR:DATA:TEL:ETH:TCP:THR:INTS 20

SOUR:DATA:TEL:ETH:TCP:THR:INTS?

Returns: 20

See Also

SOURce:DATA:TELecom:ETHernet:TCP:CONNection:IP:TOSDs?

:SOURce:DATA:TELecom:ETHernet:TCP:THRoughput:INTSize?

Description

This query returns the Initial Window Size.

At *RST condition, this value is set to #H00.

Navigation Path: Setup > Test Configurator > TCP Throughput > TCP Throughput Configuration > Initial Window Size (Kbytes)

Syntax

:SOURce:DATA:TELecom:ETHernet:TCP:THRoughput:INTSize?[<wsp><Initial Window Size>]

Parameter(s)

Initial Window Size:

The program data syntax for the first parameter is defined as a <CHARACTER PROGRAM DATA> element.

Set the Initial Window Size in Kbytes.

Choices are 2 to 65536.

MAXimum: Biggest supported value

MINimum: Smallest supported value

Response Syntax

<Size>

Response(s)

Size:

The response data syntax for the first parameter is defined as a <NR1 NUMERIC RESPONSE DATA> element.

Returns the Initial Window Size (Kbytes).

Example(s)

SOUR:DATA:TEL:ETH:TCP:MODE LOC

SOUR:DATA:TEL:ETH:TCP:THR:INTS 20

SOUR:DATA:TEL:ETH:TCP:THR:INTS?

Returns: 20

See Also

SOURce:DATA:TELecom:ETHernet:TCP:CONNection:IP:TOSDs?

:SOURce:DATA:TELecom:ETHernet:TCP:THRoughput:MAXSize

Description

This command sets the Maximum Window Size.

At *RST condition, this value is set to #H00.

Navigation Path: Setup > Test Configurator > TCP Throughput > TCP Throughput Configuration > Maximum Window Size (Mbytes)

Syntax

:SOURce:DATA:TELecom:ETHernet:TCP:THRoughput:MAXSize <wsp><Maximum Window Size>

Parameter(s)

Maximum Window Size:

The program data syntax for the first parameter is defined as a <DECIMAL NUMERIC PROGRAM DATA> element.

Set the Maximum Window Size in Mbytes.

MAXimum: Biggest supported value

MINimum: Smallest supported value

Response Syntax

<Size>

Example(s)

SOUR:DATA:TEL:ETH:TCP:MODE LOC

SOUR:DATA:TEL:ETH:TCP:THR:MAXS 20.20

SOUR:DATA:TEL:ETH:TCP:THR:MAXS?

Returns: 20.20

See Also

SOURce:DATA:TELecom:ETHernet:TCP:THRoughput:MINSize?

:SOURce:DATA:TELecom:ETHernet:TCP:THRoughput:MAXSize?

Description

This query returns the Maximum Window Size.

At *RST condition, this value is set to #H00.

Navigation Path: Setup > Test Configurator > TCP Throughput > TCP Throughput Configuration > Maximum Window Size (Mbytes)

Syntax

:SOURce:DATA:TELecom:ETHernet:TCP:THRoughput:MAXSize?[<wsp><Maximum Window Size>]

Parameter(s)

Maximum Window Size:

The program data syntax for the first parameter is defined as a <CHARACTER PROGRAM DATA> element.

This parameter is optional. If no token is specified, the current Maximum Window Size is returned.

MAXimum: Biggest supported value

MINimum: Smallest supported value

Response Syntax

<Size>

Response(s)

Size:

The response data syntax for the first parameter is defined as a <NR2 NUMERIC RESPONSE DATA> element.

Returns the Maximum Window Size(Mbytes).

Example(s)

SOUR:DATA:TEL:ETH:TCP:MODE LOC

SOUR:DATA:TEL:ETH:TCP:THR:MAXS 20.20

SOUR:DATA:TEL:ETH:TCP:THR:MAXS?

Returns: 20.20

See Also

SOURce:DATA:TELecom:ETHernet:TCP:THRoughput:MINSize

:SOURce:DATA:TELecom:ETHernet:TCP:THRoughput:MINSize

Description

This command sets the Minimum Window Size.

At *RST condition, this value is set to #H00.

Navigation Path: Setup > Test Configurator > TCP Throughput > TCP Throughput Configuration > Minimum Window Size (Kbytes)

Syntax

:SOURce:DATA:TELecom:ETHernet:TCP:THRoughput:MINSize <wsp><Minimum Window Size>

Parameter(s)

Minimum Window Size:

The program data syntax for the first parameter is defined as a <DECIMAL NUMERIC PROGRAM DATA> element.

Set the Minimum Window Size in Kbytes.

MAXimum: Biggest supported value

MINimum: Smallest supported value

Response Syntax

<Size>

Example(s)

SOUR:DATA:TEL:ETH:TCP:MODE LOC

SOUR:DATA:TEL:ETH:TCP:THR:MINS 20

SOUR:DATA:TEL:ETH:TCP:THR:MINS?

Returns: 20

See Also

SOURce:DATA:TELecom:ETHernet:TCP:THRoughput:MAXSize?

:SOURce:DATA:TELecom:ETHernet:TCP:THRoughput:MINSize?

Description

This query returns the Minimum Window Size.

At *RST condition, this value is set to #H00.

Navigation Path: Setup > Test Configurator > TCP Throughput > TCP Throughput Configuration > Minimum Window Size (Kbytes)

Syntax

:SOURce:DATA:TELecom:ETHernet:TCP:THRoughput:MINSize?[<wsp><Minimum Window Size>]

Parameter(s)

Minimum Window Size:

The program data syntax for the first parameter is defined as a <CHARACTER PROGRAM DATA> element.

This parameter is optional. If no token is specified, the current Minimum Window Size value is returned.

MAXimum: Biggest supported value

MINimum: Smallest supported value

Response Syntax

<Size>

Response(s)

Size:

The response data syntax for the first parameter is defined as a <NR1 NUMERIC RESPONSE DATA> element.

Returns the Minimum Window Size(Kbytes).

Example(s)

SOUR:DATA:TEL:ETH:TCP:MODE LOC

SOUR:DATA:TEL:ETH:TCP:THR:MINS 20

SOUR:DATA:TEL:ETH:TCP:THR:MINS?

Returns: 20

See Also

SOURce:DATA:TELecom:ETHernet:TCP:THRoughput:MAXSize

:SOURce:DATA:TELecom:RESTore:DEFault

Description	This command restores the values for test to default values for test applications: TCP Throughput, Carrier Ethernet OAM, 1588 PTP, SyncE, CPRI/OBSAI and FlexE BERT.
Syntax	:SOURce:DATA:TELecom:RESTore:DEFault
Response Syntax	<Size>
Example(s)	SOUR:DATA:TEL:REST:DEF
See Also	SOURce:DATA:TELecom:OTN:REStore:DEFault SOURce:DATA:TELecom:ETHernet:ESAM:RESTore:DEFault SOURce:DATA:TELecom:ETHernet:RFC:RESTore:DEFault SOURce:DATA:TELecom:ETHernet:STReam:GLOBal:RESTore:DEFault

Cable Test

:SOURce:DATA:TELecom:CABLetest:LENGth:THReshold

Description	This command sets the Length Threshold for Cable test. At *RST condition, this value is set to 100.0 Navigation Path: Setup > Test Configurator > Cable Test > Pass/Fail Verdict - Length Threshold (m)
Syntax	:SOURce:DATA:TELecom:CABLetest:LENGth:THReshold <wsp><Threshold>
Parameter(s)	**Threshold**: The program data syntax for the first parameter is defined as a <DECIMAL NUMERIC PROGRAM DATA> element. Selects the Length Threshold for Cable test. MAXimum: Biggest supported value MINimum: Smallest supported value DEFault: Default value
Response Syntax	<Type>
Example(s)	SOUR:DATA:TEL:CABL:LENG:THReshold 120 SOUR:DATA:TEL:CABL:LENG:THReshold? Returns: 120
See Also	SOURce:DATA:TELecom:OTN:ODU[1..n]:FTFL:OPSPec?

:SOURce:DATA:TELecom:CABLetest:LENGth:THReshold?

Description

This query returns the Length Threshold for Cable test.

At *RST condition, this value is set to 100.0

Navigation Path: Setup > Test Configurator > Cable Test > Pass/Fail Verdict - Length Threshold (m)

Syntax

:SOURce:DATA:TELecom:CABLetest:LENGth:THReshold?[<wsp><Threshold>]

Parameter(s)

Threshold:

The program data syntax for the first parameter is defined as a <CHARACTER PROGRAM DATA> element.

This parameter is optional. If no token is specified, the current no defect time without any defects is returned.

MAXimum: Biggest supported value

MINimum: Smallest supported value

DEFault: Default value

Response Syntax

<Length>

Response(s)

Length:

The response data syntax for the first parameter is defined as a <NR2 NUMERIC RESPONSE DATA> element.

Returns the length threshuld value for Cabletest.

Example(s)

SOUR:DATA:TEL:CABL:LENG:THReshold 120

SOUR:DATA:TEL:CABL:LENG:THReshold?

Returns: 120

See Also

SOURce:DATA:TELecom:OTN:ODU[1..n]:FTFL:OPSPec

:SOURce:DATA:TELecom:CABLetest:PROPdelay:THReshold

Description

This command sets the Prop. Delay Threshold for Cable test.

At *RST condition, this value is set to 556 ns

Navigation Path: Setup > Test Configurator > Cable Test > Pass/Fail Verdict - Prop. Delay Threshold(ns)

Syntax

:SOURce:DATA:TELecom:CABLetest:PROPdelay:THReshold <wsp><Threshold>

Parameter(s)

Threshold:

The program data syntax for the first parameter is defined as a <DECIMAL NUMERIC PROGRAM DATA> element.

Selects the Prop. Delay Value for Cable test.

MAXimum: Biggest supported value

MINimum: Smallest supported value

DEFault: Default value

Response Syntax

<Length>

Example(s)

SOUR:DATA:TEL:CABL:PROP:THR 10

SOUR:DATA:TEL:CABL:PROP:THR?

Returns: 10

See Also

SOURce:DATA:TELecom:OTN:ODU[1..n]:FTFL:CODE?

:SOURce:DATA:TELecom:CABLetest:PROPdelay:THReshold?

Description

This query returns the Prop. Delay Threshold for Cable test.

At *RST condition, this value is set to 556 ns

Navigation Path: Setup > Test Configurator > Cable Test > Pass/Fail Verdict - Prop. Delay Threshold(ns)

Syntax

:SOURce:DATA:TELecom:CABLetest:PROPdelay:THReshold?[<wsp><Threshold>]

Parameter(s)

Threshold:

The program data syntax for the first parameter is defined as a <CHARACTER PROGRAM DATA> element.

This parameter is optional. If no token is specified, the current Prop. Delay Threshold is returned.

MAXimum: Biggest supported value

MINimum: Smallest supported value

DEFault: Default value

Response Syntax

<Delay>

Response(s)

Delay:

The response data syntax for the first parameter is defined as a <NR1 NUMERIC RESPONSE DATA> element.

Returns the Prop. Delay for Cable test.

MAXimum is used to retrieve the instruments greatest supported value for Prop. Delay

MINimum is used to retrieve the instruments smallest supported value for Prop. Delay

Example(s)

SOUR:DATA:TEL:CABL:PROP:THR 10

SOUR:DATA:TEL:CABL:PROP:THR?

Returns: 10

See Also

SOURce:DATA:TELecom:OTN:ODU[1..n]:FTFL:CODE

:SOURce:DATA:TELecom:CABLetest:RESTore:THReshold:DEFault

Description	This command resets the Cable Test to factory default settings. This command is an event and is not associated with an *RST condition or a query form. Navigation Path: Setup > Test Configurator > Cable Test > Restore Cable Test Defauts
Syntax	:SOURce:DATA:TELecom:CABLetest:RESTore:THReshold:DEFault
Response Syntax	<Delay>
Example(s)	SOUR:DATA:TEL:CABL:RESTore:THReshold:DEFault
See Also	FETCh:DATA:TELecom:SDHS:ADV:APS:K[1..n]:BREQ?

:SOURce:DATA:TELecom:CABLetest:SKEW:THReshold

Description

This command sets the Delay Skew Threshold for Cable test.

At *RST condition, this value is device dependent

Navigation Path: Setup > Test Configurator > Cable Test > Pass/Fail Verdict - Delay Skew Threshold (ns)

Syntax

:SOURce:DATA:TELecom:CABLetest:SKEW:THReshold <wsp><Threshold>

Parameter(s)

Threshold:

The program data syntax for the first parameter is defined as a <DECIMAL NUMERIC PROGRAM DATA> element.

Selects the Skew Threshold for Cable test.

MAXimum: Biggest supported value

MINimum: Smallest supported value

DEFault: Default value

Response Syntax

<Delay>

Example(s)

SOUR:DATA:TEL:CABL:SKEW:THR 10

SOUR:DATA:TEL:CABL:SKEW:THR?

Returns: 10

See Also

SOURce:DATA:TELecom:OTN:ODU[1..n]:FTFL:IDENtifier?

:SOURce:DATA:TELecom:CABLetest:SKEW:THReshold?

Description

This query returns the Delay Skew Threshold for Cable test.

At *RST condition, this value is device dependent.

Navigation Path: Setup > Test Configurator > Cable Test > Pass/Fail Verdict - Delay Skew Threshold (ns)

Syntax

:SOURce:DATA:TELecom:CABLetest:SKEW:THReshold?[<wsp><Threshold>]

Parameter(s)

Threshold:

The program data syntax for the first parameter is defined as a <CHARACTER PROGRAM DATA> element.

This parameter is optional. If no token is specified, the current Delay Skew Threshold is returned.

MAXimum: Biggest supported value

MINimum: Smallest supported value

DEFault: Default value

Response Syntax

<Skew>

Response(s)

Skew:

The response data syntax for the first parameter is defined as a <NR1 NUMERIC RESPONSE DATA> element.

Returns the Skew Threshold value for Cable test.

MAXimum: Biggest supported value

MINimum: Smallest supported value

DEFault: Default value

Example(s)

SOUR:DATA:TEL:CABL:SKEW:THR 10

SOUR:DATA:TEL:CABL:SKEW:THR?

Returns: 10

See Also

SOURce:DATA:TELecom:OTN:ODU[1..n]:FTFL:IDENtifier

:SOURce:DATA:TELecom:CABLetest:WIRestandard

Description

This command sets the wiring standards for Cable test.

At *RST condition, this value is set to T568A.

Navigation Path: Setup > Test Configurator > Cable Test > Global Options - Wiring Standards

Syntax

:SOURce:DATA:TELecom:CABLetest:WIRestandard <wsp><WIREstandard>

Parameter(s)

WIREstandard:

The program data syntax for the first parameter is defined as a <CHARACTER PROGRAM DATA> element.

Sets the Wire Standard for the Cable test.

T568A

T568B

Response Syntax

<Skew>

Example(s)

SOUR:DATA:TEL:CABL:WIR T568A

SOUR:DATA:TEL:CABL:WIR?

Returns: T568A

See Also

SOUR:DATA:TEL:CABL:RESTore:THReshold:DEFault

:SOURce:DATA:TELecom:CABLetest:WIRestandard?

Description

This query returns the wiring standards for Cable test.

At *RST condition, this value is set to T568A.

Navigation Path: Setup > Test Configurator > Cable Test > Global Options - Wiring Standards

Syntax

:SOURce:DATA:TELecom:CABLetest:WIRestandard?

Response Syntax

<Type>

Response(s)

Type:

The response data syntax for the first parameter is defined as a <CHARACTER RESPONSE DATA> element.

Returns the Wire Standard for the Cable test.

T568A, T568A is return as Wire Standard.

T568B, T568B is return as Wire Standard.

Example(s)

SOUR:DATA:TEL:CABL:WIR T568A

SOUR:DATA:TEL:CABL:WIR?

Returns: T568A

See Also

SOURce:DATA:TELecom:OTN:FRAMing?

IPv6 Address Configuration

:FETCh:DATA:TELecom:ETHernet:NETWork:DGATeway:IPVersion:ADDRess:STATus?

Description	This query returns the port Default Gateway IPv6 address status. At *RST condition, this value is device dependent. Navigation Path: Test > Test Configurator > Interface > Network > Config > Default Gateway
Syntax	:FETCh:DATA:TELecom:ETHernet:NETWork:DGATeway:IPVersion:ADDRess:STATus?
Response Syntax	<Status>
Response(s)	**Status**: The response data syntax for the first parameter is defined as a <CHARACTER RESPONSE DATA> element. Returns the Default Gateway IPv6 address status. UNDEFINED, Undefined is retrieved. CHECKING, Checking is retrieved. UNREACHABLE, Unreachable is retrieved. REACHABLE, Reachable is retrieved.
Example(s)	FETC:DATA:TEL:ETH:NETW:DGAT:IPV:ADDR:STAT?
See Also	FETCh:DATA:TELecom:ETHernet:PORT:LOCal:IPV:STATus?

:FETCh:DATA:TELecom:ETHernet:NETWork:GLOBal:IPVersion:ADDRess:STATus?

Description

This query returns the port Global IPv6 address status.

At *RST condition, this value is device dependent.

Navigation Path: Test > Test Configurator > Interface > Network > Config > Global IPv6 Address

Syntax

:FETCh:DATA:TELecom:ETHernet:NETWork:GLOBal:IPVersion:ADDRess:STATus?

Response Syntax

<Status>

Response(s)

Status:

The response data syntax for the first parameter is defined as a <CHARACTER RESPONSE DATA> element.

Returns the Global IPv6 address status.

TENTATIVE, Tentative is retrieved.

GENERATING, Generating is retrieved.

SUCCESSFUL, Successful is retrieved.

PREFERRED, Preferred is retrieved.

FAILED, Failed is retrieved.

CHECKING, Checking is retrieved.

NDUPLICATE, No Duplication is retrieved.

DDETECTED, Duplication Detected is retrieved.

UNDEFINED, Undefined is retrieved.

Example(s)

FETC:DATA:TEL:ETH:NETW:GLOB:IPV:ADDR:STAT?

See Also

FETCH:DATA:TELecom:ETHernet:PORT:LOCal:IPV:STATus?

:FETCh:DATA:TELecom:ETHernet:NETWork:LOCal:IPVersion:ADDRess:STATus?

Description

This query returns the port Link-Local IPv6 address status.

At *RST condition, this value is device dependent.

Navigation Path: Test > Test Configurator > Interface > Network > Config > Link-Local IPv6 Address

Syntax

:FETCh:DATA:TELecom:ETHernet:NETWork:LOCal:IPVersion:ADDRess:STATus?

Response Syntax

<Status>

Response(s)

Status:

The response data syntax for the first parameter is defined as a <CHARACTER RESPONSE DATA> element.

Returns the Link-Local IPv6 address status.

TENTATIVE, Tentative is retrieved.

GENERATING, Generating is retrieved.

SUCCESSFUL, Successful is retrieved.

PREFERRED, Preferred is retrieved.

FAILED, Failed is retrieved.

CHECKING, Checking is retrieved.

NDUPLICATE, No Duplication is retrieved.

DDETECTED, Duplication Detected is retrieved.

UNDEFINED, Undefined is retrieved.

Example(s)

FETC:DATA:TEL:ETH:NETW:LOC:IPV:ADDR:STAT?

See Also

FETCh:DATA:TELecom:ETHernet:PORT:GLOBal:IPV:STATus?

:FETCh:DATA:TELecom:ETHernet:STReam:DGATeway:IPVersion:ADDRess:STATus?

Description

This query returns the Default Gateway IPv6 address Status.

At *RST condition, this value is device dependent.

Navigation Path: Test > Test Configurator > Streams/Services > MAC/IP/UDP > IPv6 > Config > Default Gateway - Address

Navigation Path: Test > Test Configurator > MAC/IP/UDP > IPv6 > Config > Default Gateway - Address

Syntax

:FETCh:DATA:TELecom:ETHernet:STReam:DGATeway:IPVersion:ADDRess:STATus? <wsp><Stream>

Parameter(s)

Stream:

The program data syntax for the first parameter is defined as a <DECIMAL NUMERIC PROGRAM DATA> element.

EtherSAM - Selects the service from 1 to 10.

Traffic Gen and Mon - Selects the stream from 1 to 16.

Response Syntax

<Status>

Response(s)

Status:

The response data syntax for the first parameter is defined as a <CHARACTER RESPONSE DATA> element.

Returns the Default Gateway IPv6 address status.

UNDEFINED, Undefined is retrieved.

CHECKING, Checking is retrieved.

UNREACHABLE, Unreachable is retrieved.

REACHABLE, Reachable is retrieved.

Example(s)

FETC:DATA:TEL:ETH:STR:DGAT:IPV:ADDR:STAT? 1

See Also

FETCh:DATA:TELecom:ETHernet:PORT:LOCal:IPV:STATus?

:FETCh:DATA:TELecom:ETHernet:STReam:GLOBal:IPVersion:ADDRess:STATus?

Description

This query returns the Global IPv6 address status.

At *RST condition, this value is device dependent.

Navigation Path: Test > Test Configurator > Streams/Services > MAC/IP/UDP > IPv6 > Config > Global IPv6 Address - Address

Navigation Path: Test > Test Configurator > MAC/IP/UDP > IPv6 > Config > Global IPv6 Address - Address

Syntax

:FETCh:DATA:TELecom:ETHernet:STReam:GLOBal:IPVersion:ADDRess:STATus? <wsp><Stream>

Parameter(s)

Stream:

The program data syntax for the first parameter is defined as a <DECIMAL NUMERIC PROGRAM DATA> element.

EtherSAM - Selects the service from 1 to 10.

Traffic Gen and Mon - Selects the stream from 1 to 16.

Response Syntax

<Status>

Response(s)

Status:

The response data syntax for the first parameter is defined as a <CHARACTER RESPONSE DATA> element.

Returns the Global IPv6 address status.

TENTATIVE, Tentative is retrieved.

GENERATING, Generating is retrieved.

SUCCESSFUL, Successful is retrieved.

PREFERRED, Preferred is retrieved.

FAILED, Failed is retrieved.

CHECKING, Checking is retrieved.

NDUPLICATE, No Duplication is retrieved.

DDETECTED, Duplication Detected is retrieved.

UNDEFINED, Undefined is retrieved.

Example(s)

FETC:DATA:TEL:ETH:STR:GLOB:IPV:ADDR:STAT? 1

See Also

FETCH:DATA:TELecom:ETHernet:PORT:LOCal:IPV:STATus?

:FETCh:DATA:TELecom:ETHernet:STReam:LOCal:IPVersion:ADDRess:STATus?

Description

This query returns the Link-Local IPv6 address status.

At *RST condition, this value is device dependent.

Navigation Path: Test > Test Configurator > Streams/Services > MAC/IP/UDP > IPv6 > Config > Link-Local IPv6 Address - Address

Navigation Path: Test > Test Configurator > MAC/IP/UDP > IPv6 > Config > Link-Local IPv6 Address - Address

Syntax

:FETCh:DATA:TELecom:ETHernet:STReam:LOCal:IPVersion:ADDRess:STATus? <wsp><Stream>

Parameter(s)

Stream:

The program data syntax for the first parameter is defined as a <DECIMAL NUMERIC PROGRAM DATA> element.

EtherSAM - Selects the service from 1 to 10.

Traffic Gen and Mon - Selects the stream from 1 to 16.

Response Syntax

<Status>

Response(s)

Status:

The response data syntax for the first parameter is defined as a <CHARACTER RESPONSE DATA> element.

Returns the Link-Local IPv6 address status.

TENTATIVE, Tentative is retrieved.

GENERATING, Generating is retrieved.

SUCCESSFUL, Successful is retrieved.

PREFERRED, Preferred is retrieved.

FAILED, Failed is retrieved.

CHECKING, Checking is retrieved.

NDUPLICATE, No Duplication is retrieved.

DDETECTED, Duplication Detected is retrieved.

UNDEFINED, Undefined is retrieved.

Example(s)

FETC:DATA:TEL:ETH:STR:LOC:IPV:ADDR:STAT? 1

See Also

FETCh:DATA:TELecom:ETHernet:PORT:GLOBal:IPV:STATus?

:SOURce:DATA:TELecom:ETHernet:NETWork:DGATeway:IPVersion:ADDRess

Description	This command sets the port Default Gateway IPv6 address. At *RST condition, this value is set to FE80:0000:0000:0000:0000:0000:0000:0000. Navigation Path: Test > Test Configurator > Interface > Network > Config > Default Gateway - Address
Syntax	:SOURce:DATA:TELecom:ETHernet:NETWork:DGATeway:IPVersion:ADDRess <wsp><Address>
Parameter(s)	**Address**: The program data syntax for the first parameter is defined as a <STRING PROGRAM DATA> element. Sets the Default Gateway IPv6 Address.
Response Syntax	<Status>
Example(s)	SOUR:DATA:TEL:ETH:NETW:DGAT:IPV:MODE STATIC SOUR:DATA:TEL:ETH:NETW:DGAT:IPV:ADDR FE80:0000:0000:0000:0000:0000:0000:0000 SOUR:DATA:TEL:ETH:NETW:DGAT:IPV:ADDR? Returns: FE80:0000:0000:0000:0000:0000:0000:0000
See Also	SOURce:DATA:TELecom:ETHernet:NETW:DGATeway:IPV:ADDRess SOURce:DATA:TELecom:ETHernet:NETW:DGATeway:IPV:MODE

:SOURce:DATA:TELecom:ETHernet:NETWork:DGATeway:IPVersion:ADDRess?

Description	This query returns the port Default Gateway IPv6 address. At *RST condition, this value is set to FE80:0000:0000:0000:0000:0000:0000:0000. Navigation Path: Test > Test Configurator > Interface > Network > Config > Default Gateway - Address
Syntax	:SOURce:DATA:TELecom:ETHernet:NETWork:DGATeway:IPVersion:ADDRess?
Response Syntax	<Address>
Response(s)	**Address**: The response data syntax for the first parameter is defined as a <STRING RESPONSE DATA> element. Returns the Default Gateway IPv6 Address.
Example(s)	SOUR:DATA:TEL:ETH:NETW:DGAT:IPV:MODE STATIC SOUR:DATA:TEL:ETH:NETW:DGAT:IPV:ADDR FE80:0000:0000:0000:0000:0000:0000:0000 SOUR:DATA:TEL:ETH:NETW:DGAT:IPV:ADDR? Returns: FE80:0000:0000:0000:0000:0000:0000:0000
See Also	SOURce:DATA:TELecom:ETHernet:NETW:DGATeway:IPV:MODE?

:SOURce:DATA:TELecom:ETHernet:NETWork:DGATeway:IPVersion:MODE

Description	This command selects the port Default Gateway IPv6 Mode. At *RST condition, this value is set to AUToamtic. Navigation Path: Test > Test Configurator > Interface > Network > Config > Default Gateway - Mode
Syntax	:SOURce:DATA:TELecom:ETHernet:NETWork:DGATeway:IPVersion:MODE <wsp><Mode>
Parameter(s)	**Mode**: The program data syntax for the first parameter is defined as a <CHARACTER PROGRAM DATA> element. Selects the Default Gateway IPv6 Address mode. AUTomatic: Automatic STATic: Static
Response Syntax	<Address>
Example(s)	SOUR:DATA:TEL:ETH:NETW:DGAT:IPV:MODE AUT SOUR:DATA:TEL:ETH:NETW:DGAT:IPV:MODE? Returns: AUTOMATIC
See Also	SOURce:DATA:TELecom:ETHernet:NETW:DGATeway:IPV:MODE

:SOURce:DATA:TELecom:ETHernet:NETWork:DGATeway:IPVersion:MODE?

Description	This query returns the port Default Gateway IPv6 Mode. At *RST condition, this value is set to AUToamtic. Navigation Path: Test > Test Configurator > Interface > Network > Config > Default Gateway - Mode
Syntax	:SOURce:DATA:TELecom:ETHernet:NETWork:DGATeway:IPVersion:MODE?
Response Syntax	<Mode>
Response(s)	**Mode**: The response data syntax for the first parameter is defined as a <CHARACTER RESPONSE DATA> element. Returns the Default Gateway IPv6 Address Mode. AUTOMATIC, Automatic is selected as default gateway address mode. MANUAL, Manual is selected as default gateway address mode.
Example(s)	SOUR:DATA:TEL:ETH:NETW:DGAT:IPV:MODE AUT SOUR:DATA:TEL:ETH:NETW:DGAT:IPV:MODE? Returns: AUTOMATIC
See Also	SOURce:DATA:TELecom:ETHernet:NETW:DGATeway:IPV:ADDRess? SOURce:DATA:TELecom:ETHernet:NETW:DGATeway:IPV:MODE

:SOURce:DATA:TELecom:ETHernet:NETWork:GLOBal:IPVersion:ADDRess

Description

This command sets the port Global IPv6 Address.

At *RST condition, this value is set to 2001:0000:0000:0000.0000:0000:0000.1111.

Navigation Path: Test > Test Configurator > Interface > Network > Config > Global IPv6 Address - Address

Syntax

:SOURce:DATA:TELecom:ETHernet:NETWork:GLOBal:IPVersion:ADDRess <wsp><address>

Parameter(s)

address:

The program data syntax for the first parameter is defined as a <STRING PROGRAM DATA> element.

Sets the Sets the Global IPv6 Address

Response Syntax

<Mode>

Example(s)

SOUR:DATA:TEL:ETH:NETW:GLOB:IPV:MODE STAT

SOUR:DATA:TEL:ETH:NETW:GLOB:IPV:IIC OFF

SOUR:DATA:TEL:ETH:NETW:GLOB:IPV:ADDR 2001:0000:0000:0000:0000:0000:0000:0000

SOUR:DATA:TEL:ETH:NETW:GLOB:IPV:ADDR?

Returns: 2001:0000:0000:0000:0000:0000:0000:0000

See Also

SOURce:DATA:TELecom:ETHernet:NETWork:SUBNet:MASK?

:SOURce:DATA:TELecom:ETHernet:NETWork:GLOBal:IPVersion:ADDRess?

Description	This query returns the port Global IPv6 Address. At *RST condition, this value is set to 2001:0000:0000:0000.0000:0000:0000.1111. Navigation Path: Test > Test Configurator > Interface > Network > Config > Global IPv6 Address - Address
Syntax	:SOURce:DATA:TELecom:ETHernet:NETWork:GLOBal:IPVersion:ADDRess?
Response Syntax	<address>
Response(s)	**address**: The response data syntax for the first parameter is defined as a <STRING RESPONSE DATA> element. Returns the Global IPv6 Address.
Example(s)	SOUR:DATA:TEL:ETH:NETW:GLOB:IPV:MODE STAT SOUR:DATA:TEL:ETH:NETW:GLOB:IPV:IIC OFF SOUR:DATA:TEL:ETH:NETW:GLOB:IPV:ADDR 2001:0000:0000:0000:0000:0000:0000:0000 SOUR:DATA:TEL:ETH:NETW:GLOB:IPV:ADDR? Returns: 2001:0000:0000:0000:0000:0000:0000:0000
See Also	SOURce:DATA:TELecom:ETHernet:NETWork:SUBNet:MASK?

:SOURce:DATA:TELecom:ETHernet:NETWork:GLOBal:IPVersion:IICoupled

Description

This command enables/disables the port Interface ID Coupled of the Global IPv6 address.

At *RST condition, this value is set to OFF.

Navigation Path: Test > Test Configurator > Interface > Network > Config > Global IPv6 Address - Interface ID Coupled

Syntax

:SOURce:DATA:TELecom:ETHernet:NETWork:GLOBal:IPVersion:IICoupled <wsp><Set>

Parameter(s)

Set:

The program data syntax for the first parameter is defined as a <BOOLEAN PROGRAM DATA> element.

enables/disables the Interface ID of the Global IPv6 address.

ON,Enables Interface ID Coupled

OFF,Disables Interface ID Coupled

Response Syntax

<address>

Example(s)

SOUR:DATA:TEL:ETH:NETW:GLOB:IPV:MODE STAT

SOUR:DATA:TEL:ETH:NETW:GLOB:IPV:IIC OFF

SOUR:DATA:TEL:ETH:NETW:GLOB:IPV:IIC?

Returns: 0

See Also

SOURce:DATA:TELecom:ETHernet:NETW:GLOB:IPV:ADDRess?

SOURce:DATA:TELecom:ETHernet:NETW:GLOB:IPV:MODE

SOURce:DATA:TELecom:ETHernet:NETW:GLOB:IPV:IICoupled

:SOURce:DATA:TELecom:ETHernet:NETWork:GLOBal:IPVersion:IICoupled?

Description	This query returns the status of the port Interface ID Coupled of the Global IPv6 address. At *RST condition, this value is set to OFF. Navigation Path: Test > Test Configurator > Interface > Network > Config > Global IPv6 Address - Interface ID Coupled
Syntax	:SOURce:DATA:TELecom:ETHernet:NETWork:GLOBal:IPVersion:IICoupled?
Response Syntax	<Set>
Response(s)	**Set**: The response data syntax for the first parameter is defined as a <BOOLEAN RESPONSE DATA> element. Returns the status of Interface ID of the Global IPv6 address.
Example(s)	SOUR:DATA:TEL:ETH:NETW:GLOB:IPV:MODE STAT SOUR:DATA:TEL:ETH:NETW:GLOB:IPV:IIC OFF SOUR:DATA:TEL:ETH:NETW:GLOB:IPV:IIC? Returns: 0
See Also	SOURce:DATA:TELecom:ETHernet:NETW:GLOB:IPV:ADDRess SOURce:DATA:TELecom:ETHernet:NETW:GLOB:IPV:MODE SOURce:DATA:TELecom:ETHernet:NETW:GLOB:IPV:IICoupled

:SOURce:DATA:TELecom:ETHernet:NETWork:GLOBal:IPVersion:MODE

Description	This command selects the port Global IPv6 Mode. At *RST condition, this value is set to NONE. Navigation Path: Test > Test Configurator > Interface > Network > Config > Global IPv6 Address - Mode
Syntax	:SOURce:DATA:TELecom:ETHernet:NETWork:GLOBal:IPVersion:MODE <wsp><Mode>
Parameter(s)	**Mode**: The program data syntax for the first parameter is defined as a <CHARACTER PROGRAM DATA> element. Sets the Global IPv6 Mode. SAUTo,sets mode to stateless Auto STATic,Sets mode to static NONE, Sets mode to None
Response Syntax	<Set>
Example(s)	SOUR:DATA:TEL:ETH:NETW:GLOB:IPV:MODE STAT SOUR:DATA:TEL:ETH:NETW:GLOB:IPV:MODE? Returns: STATIC
See Also	SOURce:DATA:TELecom:ETHernet:NETWork:SUBNet:MASK?

:SOURce:DATA:TELecom:ETHernet:NETWork:GLOBal:IPVersion:MODE?

Description	This query returns the port Global IPv6 Mode. At *RST condition, this value is set to NONE. Navigation Path: Test > Test Configurator > Interface > Network > Config > Global IPv6 Address - Mode
Syntax	:SOURce:DATA:TELecom:ETHernet:NETWork:GLOBal:IPVersion:MODE?
Response Syntax	<Mode>
Response(s)	**Mode**: The response data syntax for the first parameter is defined as a <CHARACTER RESPONSE DATA> element. Returns the Global IPv6 mode. NONE, No Global IPv6 mode is selected. STATIC, Static is selected as Global IPv6 mode. SAUTo, Stateless Auto. (SAUTo) is selected as Global IPv6 mode.
Example(s)	SOUR:DATA:TEL:ETH:NETW:GLOB:IPV:MODE STAT SOUR:DATA:TEL:ETH:NETW:GLOB:IPV:MODE? Returns: STATIC
See Also	SOURce:DATA:TELecom:ETHernet:NETWork:SUBNet:MASK?

:SOURce:DATA:TELecom:ETHernet:NETWork:GLOBal:IPVersion:PMASk

Description

This command sets the port Global IPv6 Address Prefix Mask.

At *RST condition, this value is set to 0000:0000:0000:0000:0000:0000:0000:0000.

Navigation Path: Test > Test Configurator > Interface > Network > Config > Global IPv6 Address - Prefix Mask

Syntax

:SOURce:DATA:TELecom:ETHernet:NETWork:GLOBal:IPVersion:PMASk <wsp><Address>

Parameter(s)

Address:

The program data syntax for the first parameter is defined as a <STRING PROGRAM DATA> element.

Sets the Global IPv6 Address Prefix Mask.

Response Syntax

<Mode>

Example(s)

SOUR:DATA:TEL:ETH:NETW:GLOB:IPV:MODE STAT

SOUR:DATA:TEL:ETH:NETW:GLOB:IPV:PMAS FFFF:FFFF:FFFF:FFFF:0000:0000:0000:0000

SOUR:DATA:TEL:ETH:NETW:GLOB:IPV:PMAS?

Returns: FFFF:FFFF:FFFF:FFFF:0000:0000:0000:0000

See Also

SOURce:DATA:TELecom:ETHernet:NETW:LOCal:IPV:MODE?

:SOURce:DATA:TELecom:ETHernet:NETWork:GLOBal:IPVersion:PMASk?

Description	This query returns the port Global IPv6 Address Prefix Mask. At *RST condition, this value is set to 0000:0000:0000:0000:0000:0000:0000:0000. Navigation Path: Test > Test Configurator > Interface > Network > Config > Global IPv6 Address - Prefix Mask
Syntax	:SOURce:DATA:TELecom:ETHernet:NETWork:GLOBal:IPVersion:PMASk?
Response Syntax	<Address>
Response(s)	**Address**: The response data syntax for the first parameter is defined as a <STRING RESPONSE DATA> element. Returns the Global IPv6 Address Prefix Mask.
Example(s)	SOUR:DATA:TEL:ETH:NETW:GLOB:IPV:MODE STAT SOUR:DATA:TEL:ETH:NETW:GLOB:IPV:PMAS FFFF:FFFF:FFFF:FFFF:0000:0000:0000:0000 SOUR:DATA:TEL:ETH:NETW:GLOB:IPV:PMAS? Returns: FFFF:FFFF:FFFF:FFFF:0000:0000:0000:0000
See Also	SOURce:DATA:TELecom:ETHernet:NETW:LOCal:IPV:MODE

:SOURce:DATA:TELecom:ETHernet:NETWork:LOCal:IPVersion:MODE

Description	This command selects the port Link-Local IPv6 Mode. At *RST condition, this value is set to STATic. Navigation Path: Test > Test Configurator > Interface > Network > Config > Link-Local IPv6 Address - Mode
Syntax	:SOURce:DATA:TELecom:ETHernet:NETWork:LOCal:IPVersion:MODE <wsp><Mode>
Parameter(s)	**Mode**: The program data syntax for the first parameter is defined as a <CHARACTER PROGRAM DATA> element. Sets the Local IPv6 Mode. SAUTo,sets mode to stateless Auto STATic,Sets mode to static
Response Syntax	<Address>
Example(s)	SOUR:DATA:TEL:ETH:NETW:LOC:IPV:MODE STAT
See Also	SOURce:DATA:TELecom:ETHernet:NETWork:SUBNet:MASK?

:SOURce:DATA:TELecom:ETHernet:NETWork:LOCal:IPVersion:MODE?

Description	This query returns the port Link-Local IPv6 Mode. At *RST condition, this value is set to STATic. Navigation Path: Test > Test Configurator > Interface > Network > Config > Link-Local IPv6 Address - Mode
Syntax	:SOURce:DATA:TELecom:ETHernet:NETWork:LOCal:IPVersion:MODE?
Response Syntax	<Mode>
Response(s)	**Mode**: The response data syntax for the first parameter is defined as a <CHARACTER RESPONSE DATA> element. Returns the Link-Local IPv6 mode. STATic, Static is selected as Link-Local IPv6 mode. SAUTo, Stateless Auto. (SAUTo) is selected as Link-Local IPv6 mode.
Example(s)	SOUR:DATA:TEL:ETH:NETW:LOC:IPV:MODE STAT SOUR:DATA:TEL:ETH:NETW:LOC:IPV:MODE? Returns: STATic
See Also	SOURce:DATA:TELecom:ETHernet:NETWork:SUBNet:MASK?

:SOURce:DATA:TELecom:ETHernet:PORT:DGATeway:IPVersion:ADDRess

Description

This command sets the IPv6 Default Gateway Address.

At *RST condition, this value is set to FE80:0000:0000:0000:0000:0000:0000:0000.

Navigation Path: Test > Test Configurator > Streams/Services > MAC/IP/UDP > IPv6 > Config > Default Gateway - Address

Navigation Path: Test > Test Configurator > MAC/IP/UDP > IPv6 > Config > Default Gateway - Address

Syntax

:SOURce:DATA:TELecom:ETHernet:PORT:DGATeway:IPVersion:ADDRess <wsp><Stream>, <Address>

Parameter(s)

Stream:

The program data syntax for the first parameter is defined as a <DECIMAL NUMERIC PROGRAM DATA> element.

EtherSAM - Selects the service from 1 to 10.

Traffic Gen and Mon - Selects the stream from 1 to 16.

Address:

The program data syntax for the second parameter is defined as a <STRING PROGRAM DATA> element.

Sets the Default Gateway IPv6 Address.

Response Syntax

<Mode>

Example(s)

SOUR:DATA:TEL:ETH:PORT:DGAT:IPV:MODE 1, STAT

SOUR:DATA:TEL:ETH:PORT:DGAT:IPV:ADDR 1, FE80:0000:0000:0000:0000:0000:0000:0000

SOUR:DATA:TEL:ETH:PORT:DGAT:IPV:ADDR? 1

Returns: FE80:0000:0000:0000:0000:0000:0000:0000

See Also

SOURce:DATA:TELecom:ETHernet:PORT:DGATeway:IPV:ADDRess

SOURce:DATA:TELecom:ETHernet:PORT:DGATeway:IPV:MODE

:SOURce:DATA:TELecom:ETHernet:PORT:DGATeway:IPVersion:ADDRess?

Description

This query returns the IPv6 Default Gateway Address.

At *RST condition, this value is set to FE80:0000:0000:0000:0000:0000:0000:0000.

Navigation Path: Test > Test Configurator > Streams/Services > MAC/IP/UDP > IPv6 > Config > Default Gateway - Address

Navigation Path: Test > Test Configurator > MAC/IP/UDP > IPv6 > Config > Default Gateway - Address

Syntax

:SOURce:DATA:TELecom:ETHernet:PORT:DGATeway:IPVersion:ADDRess? <wsp><Stream>

Parameter(s)

Stream:

The program data syntax for the first parameter is defined as a <DECIMAL NUMERIC PROGRAM DATA> element.

EtherSAM - Selects the service from 1 to 10.

Traffic Gen and Mon - Selects the stream from 1 to 16.

Response Syntax

<Address>

Response(s)

Address:

The response data syntax for the first parameter is defined as a <STRING RESPONSE DATA> element.

Returns the Default Gateway IPv6 Address.

Example(s)

SOUR:DATA:TEL:ETH:PORT:DGAT:IPV:MODE 1, STAT

SOUR:DATA:TEL:ETH:PORT:DGAT:IPV:ADDR 1, FE80:0000:0000:0000:0000:0000:0000:0000

SOUR:DATA:TEL:ETH:PORT:DGAT:IPV:ADDR? 1

Returns: FE80:0000:0000:0000:0000:0000:0000:0000

See Also

SOURce:DATA:TELecom:ETHernet:PORT:DGATeway:IPV:MODE?

:SOURce:DATA:TELecom:ETHernet:PORT:DGATeway:IPVersion:MODE

Description

This command selects the Default Gateway IPv6 Address Mode.

At *RST condition, this value is set to AUToamtic.

Navigation Path: Test > Test Configurator > Streams/Services > MAC/IP/UDP > IPv6 > Config > Default Gateway - Mode

Navigation Path: Test > Test Configurator > MAC/IP/UDP > IPv6 > Config > Default Gateway - Mode

Syntax

:SOURce:DATA:TELecom:ETHernet:PORT:DGATeway:IPVersion:MODE <wsp><Stream>, <Mode>

Parameter(s)

Stream:

The program data syntax for the first parameter is defined as a <DECIMAL NUMERIC PROGRAM DATA> element.

EtherSAM - Selects the service from 1 to 10.

Traffic Gen and Mon - Selects the stream from 1 to 16.

Mode:

The program data syntax for the second parameter is defined as a <CHARACTER PROGRAM DATA> element.

Selects the Default Gateway IPv6 Address mode.

AUTomatic: Automatic

STATic: Static

Response Syntax

<Address>

Example(s)

SOUR:DATA:TEL:ETH:PORT:DGAT:IPV:MODE 1, AUT

SOUR:DATA:TEL:ETH:PORT:DGAT:IPV:MODE? 1

Returns: AUTOMATIC

See Also

SOURce:DATA:TELecom:ETHernet:PORT:DGATeway:IPV:MODE

:SOURce:DATA:TELecom:ETHernet:PORT:DGATeway:IPVersion:MODE?

Description

This query returns the Default Gateway IPv6 Address Mode.

At *RST condition, this value is set to AUToamtic.

Navigation Path: Test > Test Configurator > Streams/Services > MAC/IP/UDP > IPv6 > Config > Default Gateway - Mode

Navigation Path: Test > Test Configurator > MAC/IP/UDP > IPv6 > Config > Default Gateway - Mode

Syntax

:SOURce:DATA:TELecom:ETHernet:PORT:DGATeway:IPVersion:MODE? <wsp><Stream>

Parameter(s)

Stream:

The program data syntax for the first parameter is defined as a <DECIMAL NUMERIC PROGRAM DATA> element.

EtherSAM - Selects the service from 1 to 10.

Traffic Gen and Mon - Selects the stream from 1 to 16.

Response Syntax

<Mode>

Response(s)

Mode:

The response data syntax for the first parameter is defined as a <CHARACTER RESPONSE DATA> element.

Returns the Default Gateway IPv6 Address Mode.

AUTOMATIC, Automatic is selected as default gateway address mode.

MANUAL, Manual is selected as default gateway address mode.

Example(s)

SOUR:DATA:TEL:ETH:PORT:DGAT:IPV:MODE 1, AUT

SOUR:DATA:TEL:ETH:PORT:DGAT:IPV:MODE? 1

Returns: AUTOMATIC

See Also

SOURce:DATA:TELecom:ETHernet:PORT:DGATeway:IPV:ADDRess?

SOURce:DATA:TELecom:ETHernet:PORT:DGATeway:IPV:MODE

:SOURce:DATA:TELecom:ETHernet:PORT:GLOBal:IPVersion:ADDRess

Description

This command sets the Global IPv6 Address.

At *RST condition, this value is set to 2001:0000:0000:0000.

Navigation Path: Test > Test Configurator > Streams/Services > MAC/IP/UDP > IPv6 > Config > Global IPv6 Address - Address

Navigation Path: Test > Test Configurator > MAC/IP/UDP > IPv6 > Config > Global IPv6 Address - Address

Syntax

:SOURce:DATA:TELecom:ETHernet:PORT:GLOBal:IPVersion:ADDRess <wsp><Stream>, <Address>

Parameter(s)

Stream:

The program data syntax for the first parameter is defined as a <DECIMAL NUMERIC PROGRAM DATA> element.

EtherSAM - Selects the service from 1 to 10.

Traffic Gen and Mon - Selects the stream from 1 to 16.

Address:

The program data syntax for the second parameter is defined as a <STRING PROGRAM DATA> element.

Sets the Global IPv6 Address.

Response Syntax

<Mode>

Example(s)

SOUR:DATA:TEL:ETH:PORT:GLOB:IPV:MODE 1, STAT

SOUR:DATA:TEL:ETH:PORT:GLOB:IPV:IIC 1, OFF

SOUR:DATA:TEL:ETH:PORT:GLOB:IPV:ADDR 1, 2001:0000:0000:0000:0000:0000:0000:0000

SOUR:DATA:TEL:ETH:PORT:GLOB:IPV:ADDR? 1

Returns: 2001:0000:0000:0000:0000:0000:0000:0000

See Also

SOURce:DATA:TELecom:ETHernet:PORT:IPVersion?

:SOURce:DATA:TELecom:ETHernet:PORT:GLOBal:IPVersion:ADDRess?

Description

This query returns the Global IPv6 Address.

At *RST condition, this value is set to 2001:0000:0000:0000.

Navigation Path: Test > Test Configurator > Streams/Services > MAC/IP/UDP > IPv6 > Config > Global IPv6 Address - Address

Navigation Path: Test > Test Configurator > MAC/IP/UDP > IPv6 > Config > Global IPv6 Address - Address

Syntax

:SOURce:DATA:TELecom:ETHernet:PORT:GLOBal:IPVersion:ADDRess? <wsp><Stream>

Parameter(s)

Stream:

The program data syntax for the first parameter is defined as a <DECIMAL NUMERIC PROGRAM DATA> element.

EtherSAM - Selects the service from 1 to 10.

Traffic Gen and Mon - Selects the stream from 1 to 16.

Response Syntax

<Address>

Response(s)

Address:

The response data syntax for the first parameter is defined as a <STRING RESPONSE DATA> element.

Returns the Global IPv6 Address.

Example(s)

SOUR:DATA:TEL:ETH:PORT:GLOB:IPV:MODE 1, STAT

SOUR:DATA:TEL:ETH:PORT:GLOB:IPV:IIC 1, OFF

SOUR:DATA:TEL:ETH:PORT:GLOB:IPV:ADDR 1, 2001:0000:0000:0000:0000:0000:0000:0000

SOUR:DATA:TEL:ETH:PORT:GLOB:IPV:ADDR? 1

Returns: 2001:0000:0000:0000:0000:0000:0000:0000

See Also

SOURce:DATA:TELecom:ETHernet:PORT:IPVersion

:SOURce:DATA:TELecom:ETHernet:PORT:GLOBal:IPVersion:IICoupled

Description

This command enables/disables the Interface ID Coupled of the Global IPv6 address.

At *RST condition, this value is set to OFF.

Navigation Path: Test > Test Configurator > Streams/Services > MAC/IP/UDP > IPv6 > Config > Global IPv6 Address - Interface ID Coupled

Navigation Path: Test > Test Configurator > MAC/IP/UDP > IPv6 > Config > Global IPv6 Address - Interface ID Coupled

Syntax

:SOURce:DATA:TELecom:ETHernet:PORT:GLOBal:IPVersion:IICoupled <wsp><Stream>, <Set>

Parameter(s)

Stream:

The program data syntax for the first parameter is defined as a <DECIMAL NUMERIC PROGRAM DATA> element.

EtherSAM - Selects the service from 1 to 10.

Traffic Gen and Mon - Selects the stream from 1 to 16.

Set:

The program data syntax for the second parameter is defined as a <BOOLEAN PROGRAM DATA> element.

ON, enables the Interface ID of the Global IPv6 address.

OFF, disables the Interface ID of the Global IPv6 address.

Response Syntax

<Address>

Example(s)

SOUR:DATA:TEL:ETH:PORT:GLOB:IPV:MODE 1, STAT

SOUR:DATA:TEL:ETH:PORT:GLOB:IPV:IIC 1, OFF

SOUR:DATA:TEL:ETH:PORT:GLOB:IPV:IIC? 1

Returns: 0

See Also

SOURce:DATA:TELecom:ETHernet:PORT:GLOBal:IPV:IICoupled

:SOURce:DATA:TELecom:ETHernet:PORT:GLOBal:IPVersion:IICoupled?

Description

This query returns the status of Interface ID Coupled of the Global IPv6 address.

At *RST condition, this value is set to OFF.

Navigation Path: Test > Test Configurator > Streams/Services > MAC/IP/UDP > IPv6 > Config > Global IPv6 Address - Interface ID Coupled

Navigation Path: Test > Test Configurator > MAC/IP/UDP > IPv6 > Config > Global IPv6 Address - Interface ID Coupled

Syntax

:SOURce:DATA:TELecom:ETHernet:PORT:GLOBal:IPVersion:IICoupled? <wsp><Stream>

Parameter(s)

Stream:

The program data syntax for the first parameter is defined as a <DECIMAL NUMERIC PROGRAM DATA> element.

EtherSAM - Selects the service from 1 to 10.

Traffic Gen and Mon - Selects the stream from 1 to 16.

Response Syntax

<Status>

Response(s)

Status:

The response data syntax for the first parameter is defined as a <BOOLEAN RESPONSE DATA> element.

Returns the status of Interface ID of the Global IPv6 address.

Example(s)

SOUR:DATA:TEL:ETH:PORT:GLOB:IPV:MODE 1, STAT

SOUR:DATA:TEL:ETH:PORT:GLOB:IPV:IIC 1, OFF

SOUR:DATA:TEL:ETH:PORT:GLOB:IPV:IIC? 1

Returns: 0

See Also

SOURce:DATA:TELecom:ETHernet:PORT:GLOB:IPV:ADDRess

SOURce:DATA:TELecom:ETHernet:PORT:GLOB:IPV:MODE

SOURce:DATA:TELecom:ETHernet:PORT:GLOB:IPV:IICoupled

:SOURce:DATA:TELecom:ETHernet:PORT:GLOBal:IPVersion:MODE

Description

This command selects the Global IPv6 Mode.

At *RST condition, this value is set to NONE.

Navigation Path: Test > Test Configurator > Streams/Services > MAC/IP/UDP > IPv6 > Config > Global IPv6 Address - Mode

Navigation Path: Test > Test Configurator > MAC/IP/UDP > IPv6 > Config > Global IPv6 Address - Mode

Syntax

:SOURce:DATA:TELecom:ETHernet:PORT:GLOBal:IPVersion:MODE <wsp><Stream>, <Mode>

Parameter(s)

Stream:

The program data syntax for the first parameter is defined as a <DECIMAL NUMERIC PROGRAM DATA> element.

EtherSAM - Selects the service from 1 to 10.

Traffic Gen and Mon - Selects the stream from 1 to 16.

Mode:

The program data syntax for the second parameter is defined as a <CHARACTER PROGRAM DATA> element.

Selects the Global IPv6 mode.

NONE, None

STATic: Static

SAUTo: Stateless Auto.

Response Syntax

<Status>

Example(s)

SOUR:DATA:TEL:ETH:PORT:GLOB:IPV:MODE 1, STAT

SOUR:DATA:TEL:ETH:PORT:GLOB:IPV:MODE? 1

Returns: STATIC

See Also

SOURce:DATA:TELecom:ETHernet:PORT:LOCal:IPV:ADDRess?

SOURce:DATA:TELecom:ETHernet:PORT:LOCal:IPV:MODE

:SOURce:DATA:TELecom:ETHernet:PORT:GLOBal:IPVersion:MODE?

Description

This query returns the Global IPv6 Mode.

At *RST condition, this value is set to NONE.

Navigation Path: Test > Test Configurator > Streams/Services > MAC/IP/UDP > IPv6 > Config > Global IPv6 Address - Mode

Navigation Path: Test > Test Configurator > MAC/IP/UDP > IPv6 > Config > Global IPv6 Address - Mode

Syntax

:SOURce:DATA:TELecom:ETHernet:PORT:GLOBal:IPVersion:MODE? <wsp><Stream>

Parameter(s)

Stream:

The program data syntax for the first parameter is defined as a <DECIMAL NUMERIC PROGRAM DATA> element.

EtherSAM - Selects the service from 1 to 10.

Traffic Gen and Mon - Selects the stream from 1 to 16.

Response Syntax

<Mode>

Response(s)

Mode:

The response data syntax for the first parameter is defined as a <CHARACTER RESPONSE DATA> element.

Returns the Global IPv6 mode.

NONE, No Global IPv6 mode is selected.

STATIC, Static is selected as Global IPv6 mode.

SAUTO, Stateless Auto. (SAUTo) is selected as Global IPv6 mode.

Example(s)

SOUR:DATA:TEL:ETH:PORT:GLOB:IPV:MODE 1, STAT

SOUR:DATA:TEL:ETH:PORT:GLOB:IPV:MODE? 1

Returns: STATIC

See Also

SOURce:DATA:TELecom:ETHernet:PORT:LOCal:IPV:ADDRess

SOURce:DATA:TELecom:ETHernet:PORT:LOCal:IPV:MODE

:SOURce:DATA:TELecom:ETHernet:PORT:GLOBal:IPVersion:PMASk

Description

This command sets the Global IPv6 Address Prefix Mask.

At *RST condition, this value is set to 0000:0000:0000:0000:0000:0000:0000:0000.

Navigation Path: Test > Test Configurator > Streams/Services > MAC/IP/UDP > IPv6 > Config > Global IPv6 Address - Prefix Mask

Navigation Path: Test > Test Configurator > MAC/IP/UDP > IPv6 > Config > Global IPv6 Address - Prefix Mask

Syntax

:SOURce:DATA:TELecom:ETHernet:PORT:GLOBal:IPVersion:PMASk <wsp><Stream>, <Prefix Mask>

Parameter(s)

Stream:

The program data syntax for the first parameter is defined as a <DECIMAL NUMERIC PROGRAM DATA> element.

EtherSAM - Selects the service from 1 to 10.

Traffic Gen and Mon - Selects the stream from 1 to 16.

Prefix Mask:

The program data syntax for the second parameter is defined as a <STRING PROGRAM DATA> element.

Sets the Global IPv6 Address Prefix Mask.

Response Syntax

<Mode>

Example(s)

SOUR:DATA:TEL:ETH:PORT:GLOB:IPV:MODE 1, STAT

SOUR:DATA:TEL:ETH:PORT:GLOB:IPV:PMAS 1, FFFF:FFFF:FFFF:FFFF:0000:0000:0000:0000

SOUR:DATA:TEL:ETH:PORT:GLOB:IPV:PMAS? 1

Returns: FFFF:FFFF:FFFF:FFFF:0000:0000:0000:0000

See Also

SOURce:DATA:TELecom:ETHernet:PORT:LOCal:IPV:MODE?

:SOURce:DATA:TELecom:ETHernet:PORT:GLOBal:IPVersion:PMASk?

Description

This query returns the Global IPv6 Address Prefix Mask.

At *RST condition, this value is set to 0000:0000:0000:0000:0000:0000:0000:0000.

Navigation Path: Test > Test Configurator > Streams/Services > MAC/IP/UDP > IPv6 > Config > Global IPv6 Address - Prefix Mask

Navigation Path: Test > Test Configurator > MAC/IP/UDP > IPv6 > Config > Global IPv6 Address - Prefix Mask

Syntax

:SOURce:DATA:TELecom:ETHernet:PORT:GLOBal:IPVersion:PMASk? <wsp><Stream>

Parameter(s)

Stream:

The program data syntax for the first parameter is defined as a <DECIMAL NUMERIC PROGRAM DATA> element.

EtherSAM - Selects the service from 1 to 10.

Traffic Gen and Mon - Selects the stream from 1 to 16.

Response Syntax

<Address>

Response(s)

Address:

The response data syntax for the first parameter is defined as a <STRING RESPONSE DATA> element.

Returns the Global IPv6 Address Prefix Mask.

Example(s)

SOUR:DATA:TEL:ETH:PORT:GLOB:IPV:MODE 1, STAT

SOUR:DATA:TEL:ETH:PORT:GLOB:IPV:PMAS 1, FFFF:FFFF:FFFF:FFFF:0000:0000:0000:0000

SOUR:DATA:TEL:ETH:PORT:GLOB:IPV:PMAS? 1

Returns: FFFF:FFFF:FFFF:FFFF:0000:0000:0000:0000

See Also

SOURce:DATA:TELecom:ETHernet:PORT:LOCal:IPV:MODE

:SOURce:DATA:TELecom:ETHernet:PORT:LOCal:IPVersion:ADDRess

Description

This command sets the Link-Local IPv6 Address.

At *RST condition, this value is set to FE80:0000:0000:0000:0000:0000:0000:0000.

Navigation Path: Test > Test Configurator > Streams/Services > MAC/IP/UDP > IPv6 > Config > Link-Local IPv6 Address - Address

Navigation Path: Test > Test Configurator > MAC/IP/UDP > IPv6 > Config > Link-Local IPv6 Address - Address

Syntax

:SOURce:DATA:TELecom:ETHernet:PORT:LOCal:IPVersion:ADDRess <wsp><Stream>, <Address>

Parameter(s)

Stream:

The program data syntax for the first parameter is defined as a <DECIMAL NUMERIC PROGRAM DATA> element.

EtherSAM - Selects the service from 1 to 10.

Traffic Gen and Mon - Selects the stream from 1 to 16.

Address:

The program data syntax for the second parameter is defined as a <STRING PROGRAM DATA> element.

Sets the Link-Local IPv6 Address.

Response Syntax

<Address>

Example(s)

SOUR:DATA:TEL:ETH:PORT:LOC:IPV:MODE 1, STAT

SOUR:DATA:TEL:ETH:PORT:LOC:IPV:ADDR 1, FE80:0000:0000:0000:0000:0000:0000:FFFF

SOUR:DATA:TEL:ETH:PORT:LOC:IPV:ADDR? 1

Returns: FE80:0000:0000:0000:0000:0000:0000:FFFF

See Also

SOURce:DATA:TELecom:ETHernet:PORT:GLOBal:IPV:IICoupled

:SOURce:DATA:TELecom:ETHernet:PORT:LOCal:IPVersion:ADDRess?

Description

This query returns the Link-Local IPv6 Address.

At *RST condition, this value is set to FE80:0000:0000:0000:0000:0000:0000:0000.

Navigation Path: Test > Test Configurator > Streams/Services > MAC/IP/UDP > IPv6 > Config > Link-Local IPv6 Address - Address

Navigation Path: Test > Test Configurator > MAC/IP/UDP > IPv6 > Config > Link-Local IPv6 Address - Address

Syntax

:SOURce:DATA:TELecom:ETHernet:PORT:LOCal:IPVersion:ADDRess? <wsp><Stream>

Parameter(s)

Stream:

The program data syntax for the first parameter is defined as a <DECIMAL NUMERIC PROGRAM DATA> element.

EtherSAM - Selects the service from 1 to 10.

Traffic Gen and Mon - Selects the stream from 1 to 16.

Response Syntax

<Address>

Response(s)

Address:

The response data syntax for the first parameter is defined as a <STRING RESPONSE DATA> element.

Returns the Link-Local IPv6 Address.

Example(s)

SOUR:DATA:TEL:ETH:PORT:LOC:IPV:MODE 1, STAT

SOUR:DATA:TEL:ETH:PORT:LOC:IPV:ADDR 1, FE80:0000:0000:0000:0000:0000:0000:FFFF

SOUR:DATA:TEL:ETH:PORT:LOC:IPV:ADDR? 1

Returns: FE80:0000:0000:0000:0000:0000:0000:FFFF

See Also

SOURce:DATA:TELecom:ETHernet:PORT:GLOBal:IPV:ADDRess

:SOURce:DATA:TELecom:ETHernet:PORT:LOCal:IPVersion:MODE

Description

This command selects the Link-Local IPv6 Mode.

At *RST condition, this value is set to STATIC.

Navigation Path: Test > Test Configurator > Streams/Services > MAC/IP/UDP > IPv6 > Config > Link-Local IPv6 Address - Mode

Navigation Path: Test > Test Configurator > MAC/IP/UDP > IPv6 > Config > Link-Local IPv6 Address - Mode

Syntax

:SOURce:DATA:TELecom:ETHernet:PORT:LOCal:IPVersion:MODE <wsp><Stream>, <Mode>

Parameter(s)

Stream:

The program data syntax for the first parameter is defined as a <DECIMAL NUMERIC PROGRAM DATA> element.

EtherSAM - Selects the service from 1 to 10.

Traffic Gen and Mon - Selects the stream from 1 to 16.

Mode:

The program data syntax for the second parameter is defined as a <CHARACTER PROGRAM DATA> element.

Selects the Link-Local IPv6 mode.

STATic: Static

SAUTo: Stateless Auto.

Response Syntax

<Address>

Example(s)

SOUR:DATA:TEL:ETH:PORT:LOC:IPV:MODE 1, STAT

SOUR:DATA:TEL:ETH:PORT:LOC:IPV:MODE? 1

Returns: STAT

See Also

SOURce:DATA:TELecom:ETHernet:PORT:GLOBal:IPV:PMASk?

:SOURce:DATA:TELecom:ETHernet:PORT:LOCal:IPVersion:MODE?

Description

This query returns the Link-Local IPv6 Mode.

At *RST condition, this value is set to STATIC.

Navigation Path: Test > Test Configurator > Streams/Services > MAC/IP/UDP > IPv6 > Config > Link-Local IPv6 Address - Mode

Navigation Path: Test > Test Configurator > MAC/IP/UDP > IPv6 > Config > Link-Local IPv6 Address - Mode

Syntax

:SOURce:DATA:TELecom:ETHernet:PORT:LOCal:IPVersion:MODE? <wsp><Stream>

Parameter(s)

Stream:

The program data syntax for the first parameter is defined as a <DECIMAL NUMERIC PROGRAM DATA> element.

EtherSAM - Selects the service from 1 to 10.

Traffic Gen and Mon - Selects the stream from 1 to 16.

Response Syntax

<Mode>

Response(s)

Mode:

The response data syntax for the first parameter is defined as a <CHARACTER RESPONSE DATA> element.

Returns the Link-Local IPv6 mode.

STATic, Static is selected as Link-Local IPv6 mode.

SAUTo, Stateless Auto. (SAUTo) is selected as Link-Local IPv6 mode.

Example(s)

SOUR:DATA:TEL:ETH:PORT:LOC:IPV:MODE 1, STAT

SOUR:DATA:TEL:ETH:PORT:LOC:IPV:MODE? 1

Returns: STAT

See Also

SOURce:DATA:TELecom:ETHernet:PORT:GLOBal:IPV:PMASk

:SOURce:DATA:TELecom:ETHernet:SLTool:NETWork:DGATeway:IPVersion:ADDRess

Description	This command sets the Default Gateway IPv6 Address for Loopback Tool test. At *RST condition, this value is set to FE80:0000:0000:0000:0000:0000:0000:0000. Navigation Path: Lpbk Tool > Network > Config > Default Gateway - Address
Syntax	:SOURce:DATA:TELecom:ETHernet:SLTool:NETWork:DGATeway:IPVersion:ADDRess <wsp><Address>
Parameter(s)	**Address**: The program data syntax for the first parameter is defined as a <STRING PROGRAM DATA> element. Sets the Default Gateway IPv6 Address.
Response Syntax	<Mode>
Example(s)	SOURce:DATA:TELecom:ETHernet:SLTool:NETWork:GLOBal:IPVersion:MODE STATIC SOURce:DATA:TELecom:ETHernet:SLTool:NETWork:DGATeway:IPVersion:ADDRess FE80:0000:0000:0000:0000:0000:0000:0000
See Also	SOURce:DATA:TELecom:ETHernet:NETWork:DGATeway:IPVersion:ADDRess

:SOURce:DATA:TELecom:ETHernet:SLTool:NETWork:DGATeway:IPVersion:ADDRess?

Description	This query returns the Default Gateway IPv6 Address for Loopback Tool test. At *RST condition, this value is set to FE80:0000:0000:0000:0000:0000:0000:0000. Navigation Path: Lpbk Tool > Network > Config > Default Gateway - Address
Syntax	:SOURce:DATA:TELecom:ETHernet:SLTool:NETWork:DGATeway:IPVersion:ADDRess?
Response Syntax	<Address>
Response(s)	**Address**: The response data syntax for the first parameter is defined as a <STRING RESPONSE DATA> element. Returns the Default Gateway IPv6 Address.
Example(s)	SOURce:DATA:TELecom:ETHernet:SLTool:NETWork:GLOBal:IPVersion:MODE STATIC SOURce:DATA:TELecom:ETHernet:SLTool:NETWork:DGATeway:IPVersion:ADDRess FE80:0000:0000:0000:0000:0000:0000:0000 SOURce:DATA:TELecom:ETHernet:SLTool:NETWork:DGATeway:IPVersion:ADDRess? Returns: FE80:0000:0000:0000:0000:0000:0000:0000
See Also	SOURce:DATA:TELecom:ETHernet:NETWork:DGATeway:IPVersion:ADDRess?

:SOURce:DATA:TELecom:ETHernet:SLTool:NETWork:DGATeway:IPVersion:MODE

Description	This command selects the Default Gateway IPv6 Address Mode for Loopback Tool test. At *RST condition, this value is set to AUToamtic. Navigation Path: Lpbk Tool > Network > Config > Default Gateway - Mode
Syntax	:SOURce:DATA:TELecom:ETHernet:SLTool:NETWork:DGATeway:IPVersion:MODE <wsp><Mode>
Parameter(s)	**Mode**: The program data syntax for the first parameter is defined as a <CHARACTER PROGRAM DATA> element. Selects the Default Gateway IPv6 Address mode. AUTomatic STATic
Response Syntax	<Address>
Example(s)	SOURce:DATA:TELecom:ETHernet:SLTool:NETWork:DGATeway:IPVersion:MODE AUTOMATIC
See Also	SOURce:DATA:TELecom:ETHernet:NETWork:DGATeway:IPVersion:MODE

:SOURce:DATA:TELecom:ETHernet:SLTool:NETWork:DGATeway:IPVersion:MODE?

Description	This query returns the Default Gateway IPv6 Address Mode for Loopback Tool test. At *RST condition, this value is set to AUToamtic. Navigation Path: Lpbk Tool > Network > Config > Default Gateway - Mode
Syntax	:SOURce:DATA:TELecom:ETHernet:SLTool:NETWork:DGATeway:IPVersion:MODE?
Response Syntax	<Mode>
Response(s)	**Mode**: The response data syntax for the first parameter is defined as a <CHARACTER RESPONSE DATA> element. Returns the Default Gateway IPv6 Address Mode. AUTOMATIC, Automatic is selected as default gateway address mode. MANUAL, Manual is selected as default gateway address mode.
Example(s)	SOURce:DATA:TELecom:ETHernet:SLTool:NETWork:DGATeway:IPVersion:MODE AUTOMATIC SOURce:DATA:TELecom:ETHernet:SLTool:NETWork:DGATeway:IPVersion:MODE? Returns: AUTOMATIC
See Also	SOURce:DATA:TELecom:ETHernet:NETWork:DGATeway:IPVersion:MODE?

:SOURce:DATA:TELecom:ETHernet:SLTool:NETWork:GLOBal:IPVersion:ADDRess

Description	This command sets the Global IPv6 Address for Loopback Tool test. At *RST condition, this value is set to 2001:0000:0000:0000.0000:0000:0000.1111. Navigation Path: Lpbk Tool > Network > Config > Global IPv6 Address - Address
Syntax	:SOURce:DATA:TELecom:ETHernet:SLTool:NETWork:GLOBal:IPVersion:ADDRess <wsp><Address>
Parameter(s)	**Address**: The program data syntax for the first parameter is defined as a <STRING PROGRAM DATA> element. Sets the Global IPv6 Address
Response Syntax	<Mode>
Example(s)	SOURce:DATA:TELecom:ETHernet:SLTool:NETWork:GLOBal:IPVersion:ADDRess 2001:0000:0000:0000:0000:0000:0000:0000
See Also	SOURce:DATA:TELecom:ETHernet:NETWork:GLOBal:IPVersion:ADDRess

:SOURce:DATA:TELecom:ETHernet:SLTool:NETWork:GLOBal:IPVersion:ADDRess?

Description	This query returns the Global IPv6 Address for Loopback Tool test. At *RST condition, this value is set to 2001:0000:0000:0000. Navigation Path: Lpbk Tool > Network > Config > Global IPv6 Address - Address
Syntax	:SOURce:DATA:TELecom:ETHernet:SLTool:NETWork:GLOBal:IPVersion:ADDRess?
Response Syntax	<address>
Response(s)	**address**: The response data syntax for the first parameter is defined as a <STRING RESPONSE DATA> element. Returns the Global IPv6 Address.
Example(s)	SOURce:DATA:TELecom:ETHernet:SLTool:NETWork:GLOBal:IPVersion:ADDRess 2001:0000:0000:0000:0000:0000:0000:0000 SOURce:DATA:TELecom:ETHernet:SLTool:NETWork:GLOBal:IPVersion:ADDRess? Returns: 2001:0000:0000:0000:0000:0000:0000:0000
See Also	SOURce:DATA:TELecom:ETHernet:NETWork:GLOBal:IPVersion:ADDRess?

:SOURce:DATA:TELecom:ETHernet:SLTool:NETWork:GLOBal:IPVersion:IICoupled

Description	This command enables/disables the Interface ID Coupled of the Global IPv6 address for Loopback Tool test. At *RST condition, this value is set to OFF. Navigation Path: Lpbk Tool > Network > Config > Global IPv6 Address - Interface ID Coupled
Syntax	:SOURce:DATA:TELecom:ETHernet:SLTool:NETWork:GLOBal:IPVersion:IICoupled<wsp><Set>
Parameter(s)	**Set**: The program data syntax for the first parameter is defined as a <BOOLEAN PROGRAM DATA> element. enables/disables the Interface ID of the Global IPv6 address. ON,Enables Interface ID Coupled OFF,Disables Interface ID Coupled
Response Syntax	<address>
Example(s)	SOURce:DATA:TELecom:ETHernet:SLTool:NETWork:GLOBal:IPVersion:MODE STATIC SOURce:DATA:TELecom:ETHernet:SLTool:NETWork:GLOBal:IPVersion:IICoupled OFF
See Also	SOURce:DATA:TELecom:ETHernet:NETWork:GLOBal:IPVersion:IICoupled

:SOURce:DATA:TELecom:ETHernet:SLTool:NETWork:GLOBal:IPVersion:IICoupled?

Description	This query returns the status of Interface ID Coupled of the Global IPv6 address for Loopback Tool test. At *RST condition, this value is set to OFF. Navigation Path: Lpbk Tool > Network > Config > Global IPv6 Address - Interface ID Coupled
Syntax	:SOURce:DATA:TELecom:ETHernet:SLTool:NETWork:GLOBal:IPVersion:IICoupled?
Response Syntax	<Set>
Response(s)	**Set**: The response data syntax for the first parameter is defined as a <BOOLEAN RESPONSE DATA> element. Returns the status of Interface ID of the Global IPv6 address.
Example(s)	SOURce:DATA:TELecom:ETHernet:SLTool:NETWork:GLOBal:IPVersion:MODE STATIC SOURce:DATA:TELecom:ETHernet:SLTool:NETWork:GLOBal:IPVersion:IICoupled OFF SOURce:DATA:TELecom:ETHernet:SLTool:NETWork:GLOBal:IPVersion:IICoupled? Returns: 0
See Also	SOURce:DATA:TELecom:ETHernet:NETWork:GLOBal:IPVersion:IICoupled?

:SOURce:DATA:TELecom:ETHernet:SLTool:NETWork:GLOBal:IPVersion:MODE

Description	This command selects the Global IPv6 Mode for Loopback Tool test. At *RST condition, this value is set to NONE. Navigation Path: Lpbk Tool > Network > Config > Global IPv6 Address - Mode
Syntax	:SOURce:DATA:TELecom:ETHernet:SLTool:NETWork:GLOBal:IPVersion:MODE <wsp><Mode>
Parameter(s)	**Mode**: The program data syntax for the first parameter is defined as a <CHARACTER PROGRAM DATA> element. Sets the Global IPv6 Mode. SAUTo, sets mode to stateless Auto STATic, sets mode to static NONE, sets mode to none
Response Syntax	<Set>
Example(s)	SOURce:DATA:TELecom:ETHernet:SLTool:NETWork:GLOBal:IPVersion:MODE STATIC
See Also	SOURce:DATA:TELecom:ETHernet:NETWork:GLOBal:IPVersion:MODE

:SOURce:DATA:TELecom:ETHernet:SLTool:NETWork:GLOBal:IPVersion:MODE?

Description	This query returns the Global IPv6 Mode for Loopback Tool test. At *RST condition, this value is set to NONE. Navigation Path: Lpbk Tool > Network > Config > Global IPv6 Address - Mode
Syntax	:SOURce:DATA:TELecom:ETHernet:SLTool:NETWork:GLOBal:IPVersion:MODE?
Response Syntax	<Mode>
Response(s)	**Mode**: The response data syntax for the first parameter is defined as a <CHARACTER RESPONSE DATA> element. Returns the Global IPv6 mode. NONE, No Global IPv6 mode is selected. STATIC, Static is selected as Global IPv6 mode. SAUTO, Stateless Auto. (SAUTo) is selected as Global IPv6 mode.
Example(s)	SOURce:DATA:TELecom:ETHernet:SLTool:NETWork:GLOBal:IPVersion:MODE STATIC SOURce:DATA:TELecom:ETHernet:SLTool:NETWork:GLOBal:IPVersion:MODE? Returns: STATIC
See Also	SOURce:DATA:TELecom:ETHernet:NETWork:GLOBal:IPVersion:MODE?

:SOURce:DATA:TELecom:ETHernet:SLTool:NETWork:GLOBal:IPVersion:PMASk

Description	This command sets the Global IPv6 Address Prefix Mask for Loopback Tool test. At *RST condition, this value is set to 0000:0000:0000:0000:0000:0000:0000:0000. Navigation Path: Lpbk Tool > Network > Config > Global IPv6 Address - Prefix Mask
Syntax	:SOURce:DATA:TELecom:ETHernet:SLTool:NETWork:GLOBal:IPVersion:PMASk <wsp><Address>
Parameter(s)	**Address**: The program data syntax for the first parameter is defined as a <STRING PROGRAM DATA> element. Sets the Global IPv6 Address Prefix Mask.
Response Syntax	<Mode>
Example(s)	SOURce:DATA:TELecom:ETHernet:SLTool:NETWork:GLOBal:IPVersion:MODE STATIC SOURce:DATA:TELecom:ETHernet:SLTool:NETWork:GLOBal:IPVersion:PMASk FFFF:FFFF:FFFF:FFFF:0000:0000:0000:0000
See Also	SOURce:DATA:TELecom:ETHernet:NETWork:GLOBal:IPVersion:PMASk

:SOURce:DATA:TELecom:ETHernet:SLTool:NETWork:GLOBal:IPVersion:PMASk?

Description	This query returns the Global IPv6 Address Prefix Mask for Loopback Tool test. At *RST condition, this value is set to 0000:0000:0000:0000:0000:0000:0000:0000. Navigation Path: Lpbk Tool > Network > Config > Global IPv6 Address - Prefix Mask
Syntax	:SOURce:DATA:TELecom:ETHernet:SLTool:NETWork:GLOBal:IPVersion:PMASk?
Response Syntax	<Address>
Response(s)	**Address**: The response data syntax for the first parameter is defined as a <STRING RESPONSE DATA> element. Returns the Global IPv6 Address Prefix Mask.
Example(s)	SOURce:DATA:TELecom:ETHernet:SLTool:NETWork:GLOBal:IPVersion:MODE STATIC SOURce:DATA:TELecom:ETHernet:SLTool:NETWork:GLOBal:IPVersion:PMASk FFFF:FFFF:FFFF:FFFF:0000:0000:0000:0000 SOURce:DATA:TELecom:ETHernet:SLTool:NETWork:GLOBal:IPVersion:PMASk? Returns: FFFF:FFFF:FFFF:FFFF:0000:0000:0000:0000
See Also	SOURce:DATA:TELecom:ETHernet:NETWork:GLOBal:IPVersion:PMASk?

:SOURce:DATA:TELecom:ETHernet:SLTool:NETWork:LOCal:IPVersion:ADDRess

Description	This command sets the Link-Local IPv6 Address for Loopback Tool test. At *RST condition, this value is set to FE80:0000:0000:0000:0000:0000:0000:0000. Navigation Path: Lpbk Tool > Network > Config > Link-Local IPv6 Address - Address
Syntax	:SOURce:DATA:TELecom:ETHernet:SLTool:NETWork:LOCal:IPVersion:ADDRess <wsp><Address>
Parameter(s)	**Address**: The program data syntax for the first parameter is defined as a <STRING PROGRAM DATA> element. Sets the Sets the Local IPv6 Address
Response Syntax	<Address>
Example(s)	SOURce:DATA:TELecom:ETHernet:SLTool:PORT:IPVersion IPV6 SOURce:DATA:TELecom:ETHernet:SLTool:NETWork:LOCal:IPVersion:ADDRess FE80:0000:0000:0000:0000:0000:0000:1111
See Also	SOURce:DATA:TELecom:ETHernet:NETWork:LOCal:IPVersion:ADDRess

:SOURce:DATA:TELecom:ETHernet:SLTool:NETWork:LOCal:IPVersion:ADDRess?

Description	This query returns the Link-Local IPv6 Address for Loopback Tool test. At *RST condition, this value is set to FE80:0000:0000:0000:0000:0000:0000:0000. Navigation Path: Lpbk Tool > Network > Config > Link-Local IPv6 Address - Address
Syntax	:SOURce:DATA:TELecom:ETHernet:SLTool:NETWork:LOCal:IPVersion:ADDRess?
Response Syntax	<address>
Response(s)	**address**: The response data syntax for the first parameter is defined as a <STRING RESPONSE DATA> element. Returns the Link-Local IPv6 Address.
Example(s)	SOURce:DATA:TELecom:ETHernet:SLTool:PORT:IPVersion IPV6 SOURce:DATA:TELecom:ETHernet:SLTool:NETWork:LOCal:IPVersion:ADDRess FE80:0000:0000:0000:0000:0000:0000:1111 SOURce:DATA:TELecom:ETHernet:SLTool:NETWork:LOCal:IPVersion:ADDRess? Returns: FE80:0000:0000:0000:0000:0000:0000:1111
See Also	SOURce:DATA:TELecom:ETHernet:NETWork:LOCal:IPVersion:ADDRess?

:SOURce:DATA:TELecom:ETHernet:SLTool:NETWork:LOCal:IPVersion:MODE

Description	This command selects the Link-Local IPv6 Mode for Loopback Tool test. At *RST condition, this value is set to STATic. Navigation Path: Lpbk Tool > Network > Config > Link-Local IPv6 Address - Mode
Syntax	:SOURce:DATA:TELecom:ETHernet:SLTool:NETWork:LOCal:IPVersion:MODE <wsp><Mode>
Parameter(s)	**Mode**: The program data syntax for the first parameter is defined as a <CHARACTER PROGRAM DATA> element. Sets the Local IPv6 Mode. SAUTo, sets mode to stateless Auto STATic, sets mode to static
Response Syntax	<address>
Example(s)	SOURce:DATA:TELecom:ETHernet:SLTool:NETWork:LOCal:IPVersion:MODE SAUTO
See Also	SOURce:DATA:TELecom:ETHernet:NETWork:LOCal:IPVersion:MODE

:SOURce:DATA:TELecom:ETHernet:SLTool:NETWork:LOCal:IPVersion:MODE?

Description	This query returns the Link-Local IPv6 Mode for Loopback Tool test. At *RST condition, this value is set to STATic. Navigation Path: Lpbk Tool > Network > Config > Link-Local IPv6 Address - Mode
Syntax	:SOURce:DATA:TELecom:ETHernet:SLTool:NETWork:LOCal:IPVersion:MODE?
Response Syntax	<Mode>
Response(s)	**Mode**: The response data syntax for the first parameter is defined as a <CHARACTER RESPONSE DATA> element. Returns the Link-Local IPv6 mode. STATic, Static is selected as Link-Local IPv6 mode. SAUTo, Stateless Auto. (SAUTo) is selected as Link-Local IPv6 mode.
Example(s)	SOURce:DATA:TELecom:ETHernet:SLTool:NETWork:LOCal:IPVersion:MODE SAUTO SOURce:DATA:TELecom:ETHernet:SLTool:NETWork:LOCal:IPVersion:MODE? Returns: SAUTO
See Also	SOURce:DATA:TELecom:ETHernet:NETWork:LOCal:IPVersion:MODE?

Signal - Signal Configuration (DSn/PDH)

:SENSe:DATA:TELecom:DSNPdh:POSition

Description

This command sets the DSn/PDH mapping position for Through topology.

At *RST condition, this value is device dependent.

Navigation Path: Setup > Test Configurator > DSn/PDH > Signal Configuration - Channel

Syntax

:SENSe:DATA:TELecom:DSNPdh:POSition <wsp><Positionid>, <Position1>, <Position2>, <Position3>

Parameter(s)

Positionid:

The program data syntax for the first parameter is defined as a <CHARACTER PROGRAM DATA> element.

Selects the mapping position.

DSEPOSition: DSn/PDH

Position1:

The program data syntax for the second parameter is defined as a <DECIMAL NUMERIC PROGRAM DATA> element.

Selects the mapping postion values.

Position2:

The program data syntax for the third parameter is defined as a <DECIMAL NUMERIC PROGRAM DATA> element.

Sets the mapping position values.

Position3:

The program data syntax for the fourth parameter is defined as a <DECIMAL NUMERIC PROGRAM DATA> element.

Sets the mapping position values.

Response Syntax

<Set>

Example(s)

SENS:DATA:TEL:DSNPdh:POS DSEPOSITION,1, 1,0

See Also

SOURce:DATA:TELecom:HOP:TYPE

:SENSe:DATA:TELecom:DSNPdh:POSition?

Description

This query returns the DSn/PDH mapping position for Through topology.

At *RST condition, this value is device dependent.

Navigation Path: Setup > Test Configurator > DSn/PDH > Signal Configuration - Channel

Syntax

:SENSe:DATA:TELecom:DSNPdh:POSition? <wsp><Positionid>

Parameter(s)

Positionid:

The program data syntax for the first parameter is defined as a <CHARACTER PROGRAM DATA> element.

Selects the mapping position.

DSEPOSition: DSn/PDH

Response Syntax

<Position>

Response(s)

Position:

The response data syntax for the first parameter is defined as a <STRING RESPONSE DATA> element.

Returns the mapping positions.

Example(s)

SENS:DATA:TEL:DSNPdh:POS DSEPOSITION,1, 1,0

SENS:DATA:TEL:DSNPdh:POS? DSEPOSITION

Returns: (1,1,0)

See Also

SOURce:DATA:TELecom:HOP:TYPE?

:SENSe:DATA:TELecom:DS[1..n]:AUTO:FORCe:RELease

Description	This command force release of loopback. This command is an event and is not associated with an *RST condition or a query form. Navigation Path: Setup > Test Configurator > DSn/PDH > Signal Configuration - Force Release
Syntax	:SENSe:DATA:TELecom:DS[1..n]:AUTO:FORCe:RELease
Response Syntax	<Position>
Example(s)	SENS:DATA:TEL:DS1:AUTO:FORC:REL
See Also	SOURce:DATA:TELecom:DS[1..n]:PAYLoad:FRAMing

:SENSe:DATA:TELecom:DS[1..n]:AUTO:TYPE

Description

This command sets auto-response Type.

At *RST condition, this value is set to In-Band.

Navigation Path: Setup > Test Configurator > DSn/PDH > Signal Configuration - Type

Syntax

:SENSe:DATA:TELecom:DS[1..n]:AUTO:TYPE <wsp><Type>

Parameter(s)

Type:

The program data syntax for the first parameter is defined as a <CHARACTER PROGRAM DATA> element.

Selects the type of Auto-Response mode.

INband, Sets In-Band auto-response type.

OUTband, Sets Out-of-band auto-response type.

Response Syntax

<Position>

Example(s)

SENS:DATA:TEL:DS1:AUTO:TYPE IN

See Also

SOURce:DATA:TELecom:DS[1..n]:PAYLoad:FRAMing?

:SENSe:DATA:TELecom:DS[1..n]:AUTO:TYPE?

Description

This query returns the auto-response Type.

At *RST condition, this value is set to In-Band.

Navigation Path: Setup > Test Configurator > DSn/PDH > Signal Configuration - Type

Syntax

:SENSe:DATA:TELecom:DS[1..n]:AUTO:TYPE?

Response Syntax

<TYPE>

Response(s)

TYPE:

The response data syntax for the first parameter is defined as a <CHARACTER RESPONSE DATA> element.

Returns the type of auto-response mode.

INBAND, In-Band type is selected.

OUTBAND, Out-of-band type is selected.

Example(s)

SENS:DATA:TEL:DS1:AUTO:TYPE OUT

SENS:DATA:TEL:DS1:AUTO:TYPE?

Returns: OUTBAND

See Also

SOURce:DATA:TELecom:DS[1..n]:PAYLoad:FRAMing

:SENSe:DATA:TELecom:DS[1..n]:ENABled

Description	This command enables/disables the activation of Digital Signal-level 0 (DS0)/64K testing for Through topology. At *RST condition, this value is set to OFF. Navigation Path: Setup > Test Configurator > DSn/PDH > Signal Configuration - DS0
Syntax	:SENSe:DATA:TELecom:DS[1..n]:ENABled <wsp><Status>
Parameter(s)	**Status**: The program data syntax for the first parameter is defined as a <BOOLEAN PROGRAM DATA> element. Enables/disables: ON: Enables OFF: Disables
Response Syntax	<TYPE>
Example(s)	SENS:DATA:TEL:DS:ENAB ON
See Also	SOURce:DATA:TELecom:DS:ENABled?

:SENSe:DATA:TELecom:DS[1..n]:ENABled?

Description

This query returns the status of Digital Signal-level 0 (DS0)/64K testing for Through topology.

At *RST condition, this value is set to OFF.

Navigation Path: Setup > Test Configurator > DSn/PDH > Signal Configuration - DS0

Syntax

:SENSe:DATA:TELecom:DS[1..n]:ENABled?

Response Syntax

<Status>

Response(s)

Status:

The response data syntax for the first parameter is defined as a <BOOLEAN RESPONSE DATA> element.

Returns the enable/disable status:

1: Enabled

0: Disabled

Example(s)

SENS:DATA:TEL:DS:ENAB ON

SENS:DATA:TEL:DS:ENAB?

Returns: 1

See Also

SOURce:DATA:TELecom:DS:ENABled

:SENSe:DATA:TELecom:DS[1..n]:LOOP:CODE

Description

This command selects the RX Loop Code for NI/CSU Emulation.

At *RST condition, this value set to CSU.

Navigation Path: Setup > Test Configurator > DS1 > Loopback > Loop Code

Syntax

:SENSe:DATA:TELecom:DS[1..n]:LOOP:CODE <wsp><Loopcode>

Parameter(s)

Loopcode:

The program data syntax for the first parameter is defined as a <CHARACTER PROGRAM DATA> element.

Selects the Loop Code.

CSU: CSU (10000/100)

INBANDLOCODE1: Loop Code 1

INBANDLOCODE2: Loop Code 2

INBANDLOCODE3: Loop Code 3

INBANDLOCODE4: Loop Code 4

INBANDLOCODE5: Loop Code 5

INBANDLOCODE6: Loop Code 6

INBANDLOCODE7: Loop Code 7

INBANDLOCODE8: Loop Code 8

INBANDLOCODE9: Loop Code 9

INBANDLOCODE10: Loop Code 10

NFAC1: NIU FAC1 (1100/1110)

NFAC2: NIU FAC2 (11000/11100)

NFAC3: NIU FAC3 (100000/100)

Response Syntax

<Status>

Example(s)

SENS:DATA:TEL:DS:LOOP:CODE NFAC1

See Also

SENSe:DATA:TELecom:DS[1..n]:LOOP:CODE?

:SENSe:DATA:TELecom:DS[1..n]:LOOP:CODE?

Description

This query returns the RX Loop Code for NI/CSU Emulation.

At *RST condition, this value set to CSU.

Navigation Path: Setup > Test Configurator > DS1 > Loopback > Loop Code

Syntax

:SENSe:DATA:TELecom:DS[1..n]:LOOP:CODE?

Response Syntax

<Loopcode>

Response(s)

Loopcode:

The response data syntax for the first parameter is defined as a <CHARACTER RESPONSE DATA> element.

Returns the Loop Code:

CSU: CSU (10000/100)

INBANDLOCODE1: Loop Code 1

INBANDLOCODE2: Loop Code 2

INBANDLOCODE3: Loop Code 3

INBANDLOCODE4: Loop Code 4

INBANDLOCODE5: Loop Code 5

INBANDLOCODE6: Loop Code 6

INBANDLOCODE7: Loop Code 7

INBANDLOCODE8: Loop Code 8

INBANDLOCODE9: Loop Code 9

INBANDLOCODE10: Loop Code 10

NFAC1: NIU FAC1 (1100/1110)

NFAC2: NIU FAC2 (11000/11100)

NFAC3: NIU FAC3 (100000/100)

Example(s)

SENS:DATA:TEL:DS:LOOP:CODE NFAC1

SENS:DATA:TEL:DS:LOOP:CODE?

Returns: NFAC1

:SENSe:DATA:TELecom:DS[1..n]:MANual:ACTivate

Description

This command enables/disables manual mode.

At *RST condition, this value is set to OFF.

Navigation Path: Setup > Test Configurator > DSn/PDH > Signal Configuration - Activate

Syntax

:SENSe:DATA:TELecom:DS[1..n]:MANual:ACTivate <wsp><Status>

Parameter(s)

Status:

The program data syntax for the first parameter is defined as a <BOOLEAN PROGRAM DATA> element.

enables/disables the activation of manual mode.

ON, activated manual mode.

OFF,deactivated manual mode.

Response Syntax

<Loopcode>

Example(s)

SENS:DATA:TEL:DS1:MAN:ACT ON

See Also

SOURce:DATA:TELecom:PDH:E:ENABled?

:SENSe:DATA:TELecom:DS[1..n]:MANual:ACTivate?

Description

This query returns the on/off status of manual mode.

At *RST condition, this value is set to OFF.

Navigation Path: Setup > Test Configurator > DSn/PDH > Signal Configuration - Activate

Syntax

:SENSe:DATA:TELecom:DS[1..n]:MANual:ACTivate?

Response Syntax

<Set>

Response(s)

Set:

The response data syntax for the first parameter is defined as a <BOOLEAN RESPONSE DATA> element.

Returns the status of manual mode.

1, manual mode is activated.

0,manual mode is deactivated.

Example(s)

SENS:DATA:TEL:DS1:MAN:ACT ON

SENS:DATA:TEL:DS1:MAN:ACT?

Returns: 1

See Also

SOURce:DATA:TELecom:PDH:E:ENABled

:SENSe:DATA:TELecom:DS[1..n]:MANual:TYPE

Description

This command sets manual Type.

At *RST condition, this value is set to Auto-Response.

Navigation Path: Setup > Test Configurator > DSn/PDH > Signal Configuration - Type

Syntax

:SENSe:DATA:TELecom:DS[1..n]:MANual:TYPE <wsp><Type>

Parameter(s)

Type:

The program data syntax for the first parameter is defined as a <CHARACTER PROGRAM DATA> element.

Selects the type of manual mode.

NONE, Sets None manual type.

LINE, Sets Line manual type.

PAYLOAD, Sets Payload manual type.

Response Syntax

<Set>

Example(s)

SENS:DATA:TEL:DS1:MAN:TYPE LINE

See Also

SOURce:DATA:TELecom:DS[1..n]:PAYLoad:FRAMing?

:SENSe:DATA:TELecom:DS[1..n]:MANual:TYPE?

Description

This query returns the manual Type.

At *RST condition, this value is set to Auto-Response.

Navigation Path: Setup > NI/CSU > Test Configurator > Setup > Signal Configuration > Mode (Manual) > TYPE

Syntax

:SENSe:DATA:TELecom:DS[1..n]:MANual:TYPE?

Response Syntax

<TYPE>

Response(s)

TYPE:

The response data syntax for the first parameter is defined as a <CHARACTER RESPONSE DATA> element.

Returns the type of manual mode.

NONE, None type is selected.

LINE, Line type is selected.

PAYLOAD, Payload type is selected.

Example(s)

SENS:DATA:TEL:DS1:MAN:TYPE LINE

SENS:DATA:TEL:DS1:MAN:TYPE?

Returns: LINE

See Also

SOURce:DATA:TELecom:DS[1..n]:PAYLoad:FRAMing

:SENSe:DATA:TELecom:DS[1..n]:MODE

Description	This command sets the Mode. At *RST condition, this value is set to Auto-Response. Navigation Path: Setup > Test Configurator > DSn/PDH > Signal Configuration - Mode
Syntax	:SENSe:DATA:TELecom:DS[1..n]:MODE <wsp><Mode>
Parameter(s)	**Mode**: The program data syntax for the first parameter is defined as a <CHARACTER PROGRAM DATA> element. Selects the type of mode. AUTO, Sets AUTO-RESPONSE mode. MANual, Sets MANUAL mode.
Response Syntax	<TYPE>
Example(s)	SENS:DATA:TEL:DS1:MODE AUTO
See Also	SOURce:DATA:TELecom:HOP:TYPE

:SENSe:DATA:TELecom:DS[1..n]:MODE?

Description

This query returns the Mode.

At *RST condition, this value is set to Auto-Response.

Navigation Path: Setup > Test Configurator > DSn/PDH > Signal Configuration - Mode

Syntax

:SENSe:DATA:TELecom:DS[1..n]:MODE?

Response Syntax

<mode>

Response(s)

mode:

The response data syntax for the first parameter is defined as a <CHARACTER RESPONSE DATA> element.

Returns the value mode selected.

AUTO, Auto-Response mode is selected.

MANUAL, Manual mode is selected.

Example(s)

SENS:DATA:TEL:DS1:MODE AUTO

SENS:DATA:TEL:DS1:MODE?

Returns: AUTO

See Also

SOURce:DATA:TELecom:HOP:TYPE?

:SENSe:DATA:TELecom:DS[1..n]:PAYLoad:FRAMing

Description

This command selects the framing of Digital Signal-level 1 (DS1)/Digital Signal-level 3 (DS3) for Through topology.

At *RST condition, this value is set to CBITp.

Navigation Path: Setup > Test Configurator > DSn/PDH > Signal Configuration - Framing

Syntax

:SENSe:DATA:TELecom:DS[1..n]:PAYLoad:FRAMing <wsp><Framing>

Parameter(s)

Framing:

The program data syntax for the first parameter is defined as a <CHARACTER PROGRAM DATA> element.

Sets the framing for transmission.

UNFRAMED1: Unframed for DS1/DS3

M13: M13 for DS3

CBITP: Control-Bit (CBIT) for DS3

SF1: Superframe for DS1

ESF: Extended Superframe for DS1

SLC96: SLC96 for DS1

T1DALY: T1DALY for DS1

Response Syntax

<mode>

Example(s)

SENS:DATA:TEL:DS3:PAYL:FRAM UNF1

See Also

SOURce:DATA:TELecom:DS[1..n]:PAYLoad:FRAMing?

:SENSe:DATA:TELecom:DS[1..n]:PAYLoad:FRAMing?

Description

This query returns the framing of Digital Signal-level 1 (DS1)/Digital Signal-level 3 (DS3) for Through topology.

At *RST condition, this value is set to CBITp.

Navigation Path: Setup > Test Configurator > DSn/PDH > Signal Configuration - Framing

Syntax

:SENSe:DATA:TELecom:DS[1..n]:PAYLoad:FRAMing?

Response Syntax

<Framing>

Response(s)

Framing:

The response data syntax for the first parameter is defined as a <CHARACTER RESPONSE DATA> element.

Returns the framing that is used for transmission.

UNFRAMED1, Unframed is selected as Digital Signal-level 1 (DS1)/Digital Signal-level 3 (DS3) framing.

M13, M13 is selected as Digital Signal-level 3 (DS3) framing.

CBITP, Control-Bit (C-Bit) Parity is selected as Digital Signal-level 3 (DS3) framing.

SF1, Superframe (FSF) is selected as Digital Signal-level 1 (DS1) framing.

ESF, Extended Superframe (FESF) is selected as Digital Signal-level 1 (DS1) framing.

SLC96,SLC96 is selected as Digital Signal-level 1 (DS1) framing.

T1DALY,T1DALY is selected as Digital Signal-level 1 (DS1) framing.

Example(s)

SENS:DATA:TEL:DS3:PAYL:FRAM UNF1

SENS:DATA:TEL:DS3:PAYL:FRAM?

Returns: UNFRAMED1

See Also

SOURce:DATA:TELecom:DS[1..n]:PAYLoad:FRAMing

:SENSe:DATA:TELecom:PDH:E[1..n]:ENABled

Description	This command enables/disables the activation of European standard for digital transmission-level 0 (E0)/64K testing for Through topology. At *RST condition, this value is set to OFF. Navigation Path: Setup > Test Configurator > DSn/PDH > Signal Configuration - E0
Syntax	:SENSe:DATA:TELecom:PDH:E[1..n]:ENABled <wsp><Status>
Parameter(s)	**Status**: The program data syntax for the first parameter is defined as a <BOOLEAN PROGRAM DATA> element. Enables/disables: ON: Enables OFF: Disables
Response Syntax	<Framing>
Example(s)	SENS:DATA:TEL:PDH:E:ENAB ON
See Also	SOURce:DATA:TELecom:PDH:E:ENABled?

:SENSe:DATA:TELecom:PDH:E[1..n]:ENABled?

Description

This query returns the status of European standard for digital transmission-level 0 (E0)/64K testing for Through topology.

At *RST condition, this value is set to OFF.

Navigation Path: Setup > Test Configurator > DSn/PDH > Signal Configuration - E0

Syntax

:SENSe:DATA:TELecom:PDH:E[1..n]:ENABled?

Response Syntax

<Status>

Response(s)

Status:

The response data syntax for the first parameter is defined as a <BOOLEAN RESPONSE DATA> element.

Returns the enable/disable status:

1: Enabled

0: Disabled

Example(s)

SENS:DATA:TEL:PDH:E:ENAB ON

SENS:DATA:TEL:PDH:E:ENAB?

Returns: 1

See Also

SOURce:DATA:TELecom:PDH:E:ENABled

:SENSe:DATA:TELecom:PDH:E[1..n]:FRAMing

Description

This command sets the E1/E2/E3/E4 framing for Through topology.

At *RST condition, this value is device dependent.

Navigation Path: Setup > Test Configurator > DSn/PDH > Signal Configuration - Framing

Syntax

:SENSe:DATA:TELecom:PDH:E[1..n]:FRAMing <wsp><Framing>

Parameter(s)

Framing:

The program data syntax for the first parameter is defined as a <CHARACTER PROGRAM DATA> element.

Sets the frame coding that is used for transmission.

UNFRAMED1: Unframed for E1/E2/E3/E4

PCM301: PCM30 (Pulse Code Modulation) for E1/E2/E3/E4

PCM30C41: PCM30 (Pulse Code Modulation)CRC4 (Cyclic Redundancy Check) for E1/E2/E3/E4

PCM311: PCM31 (Pulse Code Modulation) for E1/E2/E3/E4

PCM31C41: PCM31 (Pulse Code Modulation) CRC4 (Cyclic Redundancy Check) for E1/E2/E3/E4

FRAMED: Framed for E2/E3/E4

Response Syntax

<Status>

Example(s)

SENS:DATA:TEL:PDH:E1:FRAM UNF1

See Also

SOURce:DATA:TELecom:PDH:E[1..n]:FRAMing?

:SENSe:DATA:TELecom:PDH:E[1..n]:FRAMing?

Description

This query returns the E1/E2/E3/E4 framing for Through topology.

At *RST condition, this value is device dependent.

Navigation Path: Setup > Test Configurator > DSn/PDH > Signal Configuration - Framing

Syntax

:SENSe:DATA:TELecom:PDH:E[1..n]:FRAMing?

Response Syntax

<Framing>

Response(s)

Framing:

The response data syntax for the first parameter is defined as a <CHARACTER RESPONSE DATA> element.

Returns the frame coding that is used for transmission.

UNFRAMED1, Unframed is selected as E1/E2/E3/E4 framing.

PCM301, Pulse Code Modulation (PCM30) is selected as E1/E2/E3/E4 framing.

PCM30C41, Pulse Code Modulation (PCM30) Cyclic Redundancy Check (CRC4) is selected as E1/E2/E3/E4 framing.

PCM311, PCM31 is selected as E1/E2/E3/E4 framing.

PCM31C41, Pulse Code Modulation (PCM31) Cyclic Redundancy Check (CRC4) is selected as E1/E2/E3/E4 framing.

FRAMED, Framed is selected as E2/E3/E4 framing.

Example(s)

SENS:DATA:TEL:PDH:E1:FRAM UNF1

SENS:DATA:TEL:PDH:E1:FRAM?

Returns: UNFRAMED1

See Also

SOURce:DATA:TELecom:PDH:E[1..n]:FRAMing

:SOURce:DATA:TELecom:DSNPdh:BACKground

Description

This command selects the background traffic.

At *RST condition, this value set to EQUIPPED1.

Navigation Path: Setup > Test Configurator > DSn/PDH > Signal Configuration - Background

Syntax

:SOURce:DATA:TELecom:DSNPdh:BACKground <wsp><Background Traffic>

Parameter(s)

Background Traffic:

The program data syntax for the first parameter is defined as a <CHARACTER PROGRAM DATA> element.

Selects the background traffic for SignaL CONFig.

AIS: Alarm Indication Signal

ALLZeros: ALLZeros

Response Syntax

<Framing>

Example(s)

SOUR:DATA:TEL:DSNPdh:BACKground AIS

See Also

SOURce:DATA:TELecom:BACKground:COMPutation

:SOURce:DATA:TELecom:DSNPdh:BACKground?

Description

This query returns the background traffic.

At *RST condition, this value set to EQUIPPED1.

Navigation Path: Setup > Test Configurator > DSn/PDH > Signal Configuration - Background

Syntax

:SOURce:DATA:TELecom:DSNPdh:BACKground?

Response Syntax

<Background traffic>

Response(s)

Background traffic:

The response data syntax for the first parameter is defined as a <CHARACTER RESPONSE DATA> element.

Returns the background traffic for Singal CONFig.

AIS, Alarm Indication Signal (AIS) as background traffic is selected.

ALLZeros, ALLZeros as background traffic is selected.

Example(s)

SOUR:DATA:TEL:DSNPdh:BACKground AIS

SOUR:DATA:TEL:DSNPdh:BACKground?

Returns: AIS

See Also

SOURce:DATA:TEL:BACKground:COMPutation?

:SOURce:DATA:TELecom:DSNPdh:POSition

Description

This command sets the DSn/PDH mapping position.

At *RST condition, this value is device dependent.

Navigation Path: Setup > Test Configurator > DSn/PDH > Signal Configuration - Channel

Syntax

:SOURce:DATA:TELecom:DSNPdh:POSition <wsp><Positionid>, <Position1>, <Position2>, <Position3>

Parameter(s)

Positionid:

The program data syntax for the first parameter is defined as a <CHARACTER PROGRAM DATA> element.

Selects the mapping position.

DSEPOSition: DSn/PDH

Position1:

The program data syntax for the second parameter is defined as a <DECIMAL NUMERIC PROGRAM DATA> element.

Selects the mapping position values.

Position2:

The program data syntax for the third parameter is defined as a <DECIMAL NUMERIC PROGRAM DATA> element.

Sets the mapping position values.

Position3:

The program data syntax for the fourth parameter is defined as a <DECIMAL NUMERIC PROGRAM DATA> element.

Sets the mapping position values.

Response Syntax

<Background traffic>

Example(s)

SOUR:DATA:TEL:DSNP:POS DSEPOSITION,1,1,0

See Also

SOURce:DATA:TELecom:HOP:TYPE

:SOURce:DATA:TELecom:DSNPdh:POSition?

Description

This query returns the DSn/PDH mapping position.

At *RST condition, this value is device dependent.

Navigation Path: Setup > Test Configurator > DSn/PDH > Signal Configuration - Channel

Syntax

:SOURce:DATA:TELecom:DSNPdh:POSition? <wsp><Positionid>

Parameter(s)

Positionid:

The program data syntax for the first parameter is defined as a <CHARACTER PROGRAM DATA> element.

Selects the mapping position.

DSEPOSition: DSn/PDH

Response Syntax

<Position>

Response(s)

Position:

The response data syntax for the first parameter is defined as a <STRING RESPONSE DATA> element.

Returns the mapping positions.

Example(s)

SOUR:DATA:TEL:DSNP:POS DSEPOSITION,1,1,0

SOUR:DATA:TEL:DSNP:POS? DSEPOSITION

Returns: (1,1,0)

See Also

SOURce:DATA:TELecom:HOP:TYPE?

:SOURce:DATA:TELecom:DS[1..n]:ENABled

Description

This command enables/disables the activation of Digital Signal-level 0 (DS0)/64K testing.

At *RST condition, this value is set to OFF.

Navigation Path: Setup > Test Configurator > DSn/PDH > Signal Configuration - DS0

Syntax

:SOURce:DATA:TELecom:DS[1..n]:ENABled <wsp><Status>

Parameter(s)

Status:

The program data syntax for the first parameter is defined as a <BOOLEAN PROGRAM DATA> element.

Enables/disables:

ON: Enables

OFF: Disables

Response Syntax

<Position>

Example(s)

SOUR:DATA:TEL:DS:ENAB ON

See Also

SOURce:DATA:TELecom:DS:ENABled?

:SOURce:DATA:TELecom:DS[1..n]:ENABled?

Description

This query returns the status of Digital Signal-level 0 (DS0)/64K testing.

At *RST condition, this value is set to OFF.

Navigation Path: Setup > Test Configurator > DSn/PDH > Signal Configuration - DS0

Syntax

:SOURce:DATA:TELecom:DS[1..n]:ENABled?

Response Syntax

<Status>

Response(s)

Status:

The response data syntax for the first parameter is defined as a <BOOLEAN RESPONSE DATA> element.

Returns the enable/disable status:

1: Enabled

0: Disabled

Example(s)

SOUR:DATA:TEL:DS:ENAB ON

SOUR:DATA:TEL:DS:ENAB?

Returns: 1

See Also

SOURce:DATA:TELecom:DS:ENABled

:SOURce:DATA:TELecom:DS[1..n]:PAYLoad:FRAMing

Description

This command selects the framing of Digital Signal-level 1 (DS1)/Digital Signal-level 3 (DS3).

At *RST condition, this value is set to CBITp.

Navigation Path: Setup > Test Configurator > DSn/PDH > Signal Configuration - Framing

Syntax

:SOURce:DATA:TELecom:DS[1..n]:PAYLoad:FRAMing <wsp><Framing>

Parameter(s)

Framing:

The program data syntax for the first parameter is defined as a <CHARACTER PROGRAM DATA> element.

Sets the framing for transmission.

CBITP: Control-Bit (CBIT) for DS3

ESF: Extended Superframe for DS1

M13: M13 (DS3)

SF1: Superframe for DS1

SLC96: SLC96 for DS1

T1DALY: T1DALY for DS1

UNFRAMED1: Unframed for DS1/DS3

Response Syntax

<Status>

Example(s)

SOUR:DATA:TEL:DS3:PAYL:FRAM UNF1

See Also

SOURce:DATA:TELecom:DS[1..n]:PAYLoad:FRAMing?

:SOURce:DATA:TELecom:DS[1..n]:PAYLoad:FRAMing?

Description

This query returns the framing of Digital Signal-level 1 (DS1)/Digital Signal-level 3 (DS3).

At *RST condition, this value is set to CBITp.

Navigation Path: Setup > Test Configurator > DSn/PDH > Signal Configuration - Framing

Syntax

:SOURce:DATA:TELecom:DS[1..n]:PAYLoad:FRAMing?

Response Syntax

<Framing>

Response(s)

Framing:

The response data syntax for the first parameter is defined as a <CHARACTER RESPONSE DATA> element.

Returns the framing that is used for transmission.

UNFRAMED1, Unframed is selected as Digital Signal-level 1 (DS1)/Digital Signal-level 3 (DS3) framing.

M13, M13 is selected as Digital Signal-level 3 (DS3) framing.

CBITP, Control-Bit (C-Bit) Parity is selected as Digital Signal-level 3 (DS3) framing.

SF1, Superframe (FSF) is selected as Digital Signal-level 1 (DS1) framing.

ESF, Extended Superframe (FESF) is selected as Digital Signal-level 1 (DS1) framing.

SLC96,SLC96 is selected as Digital Signal-level 1 (DS1) framing.

T1DALY,T1DALY is selected as Digital Signal-level 1 (DS1) framing.

Example(s)

SOUR:DATA:TEL:DS3:PAYL:FRAM UNF1

SOUR:DATA:TEL:DS3:PAYL:FRAM?

Returns: UNFRAMED1

See Also

SOURce:DATA:TELecom:DS[1..n]:PAYLoad:FRAMing

:SOURce:DATA:TELecom:DS[1..n]:SIGNaling:ENABle

Description

This command enables/disables the activation of DS1 Tx Signaling.

At *RST condition, this value is set to OFF.

Navigation Path: Setup > Test Configurator > DSn/PDH > Signal Configuration - Tx Signaling

Syntax

:SOURce:DATA:TELecom:DS[1..n]:SIGNaling:ENABle <wsp><Status>

Parameter(s)

Status:

The program data syntax for the first parameter is defined as a <BOOLEAN PROGRAM DATA> element.

Enables/disables:

ON: Enables

OFF: Disables

Response Syntax

<Framing>

Example(s)

SOUR:DATA:TEL:DS1:SIGN:ENAB ON

See Also

SOURce:DATA:TELecom:DS[1..n]:SIGNaling:ENABle

:SOURce:DATA:TELecom:DS[1..n]:SIGNaling:ENABle?

Description

This query returns the status of DS1 Tx Signaling.

At *RST condition, this value is set to OFF.

Navigation Path: Setup > Test Configurator > DSn/PDH > Signal Configuration -Tx Signaling

Syntax

:SOURce:DATA:TELecom:DS[1..n]:SIGNaling:ENABle?

Response Syntax

<Status>

Response(s)

Status:

The response data syntax for the first parameter is defined as a <BOOLEAN RESPONSE DATA> element.

Returns the enable/disable status:

1: Enabled

0: Disabled

Example(s)

SOUR:DATA:TEL:DS1:SIGN:ENAB ON

SOUR:DATA:TEL:DS1:SIGN:ENAB?

Returns: 1

See Also

SOURce:DATA:TELecom:DS[1..n]:SIGNaling:ENABle?

:SOURce:DATA:TELecom:E[1..n]:SIGNaling:ENABle

Description	This command enables/disables the activation of E1 TX Signaling in PDH. At *RST condition, this value is set to OFF. Navigation Path: Setup > Test Configurator > DSn/PDH > Signal Configuration - TX Signaling
Syntax	:SOURce:DATA:TELecom:E[1..n]:SIGNaling:ENABle <wsp><Status>
Parameter(s)	**Status**: The program data syntax for the first parameter is defined as a <BOOLEAN PROGRAM DATA> element. Enables/disables: ON: Enables OFF: Disables
Response Syntax	<Status>
Example(s)	SOUR:DATA:TEL:E1:SIGN:ENAB ON
See Also	SOURce:DATA:TELecom:DS[1..n]:SIGNaling:ENABle

:SOURce:DATA:TELecom:E[1..n]:SIGNaling:ENABle?

Description

This query returns the status of E1 TX Signaling in PDH.

At *RST condition, this value is set to OFF.

Navigation Path: Setup > Test Configurator > DSn/PDH > Signal Configuration - TX Signaling

Syntax

:SOURce:DATA:TELecom:E[1..n]:SIGNaling:ENABle?

Response Syntax

<Status>

Response(s)

Status:

The response data syntax for the first parameter is defined as a <BOOLEAN RESPONSE DATA> element.

Returns the enable/disable status:

1: Enabled

0: Disabled

Example(s)

SOUR:DATA:TEL:E1:SIGN:ENAB ON

SOUR:DATA:TEL:E1:SIGN:ENAB?

Returns: 1

See Also

SOURce:DATA:TELecom:DS[1..n]:SIGNaling:ENABle?

:SOURce:DATA:TELecom:PDH:E[1..n]:ENABled

Description

This command enables/disables the activation of European standard for digital transmission-level 0 (E0)/64K testing.

At *RST condition, this value is set to OFF.

Navigation Path: Setup > Test Configurator > DSn/PDH > Signal Configuration - E0

Syntax

:SOURce:DATA:TELecom:PDH:E[1..n]:ENABled <wsp><Status>

Parameter(s)

Status:

The program data syntax for the first parameter is defined as a <BOOLEAN PROGRAM DATA> element.

Enables/disables:

ON: Enables

OFF: Disables

Response Syntax

<Status>

Example(s)

SOUR:DATA:TEL:PDH:E:ENAB ON

See Also

SOURce:DATA:TELecom:PDH:E:ENABled?

:SOURce:DATA:TELecom:PDH:E[1..n]:ENABled?

Description

This query returns the status of European standard for digital transmission-level 0 (E0)/64K testing.

At *RST condition, this value is set to OFF.

Navigation Path: Setup > Test Configurator > DSn/PDH > Signal Configuration - E0

Syntax

:SOURce:DATA:TELecom:PDH:E[1..n]:ENABled?

Response Syntax

<Status>

Response(s)

Status:

The response data syntax for the first parameter is defined as a <BOOLEAN RESPONSE DATA> element.

Returns the enable/disable status:

1: Enabled

0: Disabled

Example(s)

SOUR:DATA:TEL:PDH:E:ENAB ON

SOUR:DATA:TEL:PDH:E:ENAB?

Returns: 1

See Also

SOURce:DATA:TELecom:PDH:E:ENABled

:SOURce:DATA:TELecom:PDH:E[1..n]:FRAMing

Description

This command sets the E1/E2/E3/E4 framing.

At *RST condition, this value is device dependent.

Navigation Path: Setup > Test Configurator > DSn/PDH > Signal Configuration - Framing

Syntax

:SOURce:DATA:TELecom:PDH:E[1..n]:FRAMing <wsp><Framing>

Parameter(s)

Framing:

The program data syntax for the first parameter is defined as a <CHARACTER PROGRAM DATA> element.

Sets the frame coding that is used for transmission.

UNFRAMED1: Unframed for E1/E2/E3/E4

PCM301: PCM30 (Pulse Code Modulation) for E1/E2/E3/E4

PCM30C41: PCM30 (Pulse Code Modulation)CRC4 (Cyclic Redundancy Check) for E1/E2/E3/E4

PCM311: PCM31 (Pulse Code Modulation) for E1/E2/E3/E4

PCM31C41: PCM31 (Pulse Code Modulation) CRC4 (Cyclic Redundancy Check) for E1/E2/E3/E4

FRAMED: Framed for E2/E3/E4

Response Syntax

<Status>

Example(s)

SOUR:DATA:TEL:PDH:E1:FRAM UNF1

See Also

SOURce:DATA:TELecom:PDH:E[1..n]:FRAMing?

:SOURce:DATA:TELecom:PDH:E[1..n]:FRAMing?

Description

This query returns the E1/E2/E3/E4 framing.

At *RST condition, this value is device dependent.

Navigation Path: Setup > Test Configurator > DSn/PDH > Signal Configuration - Framing

Syntax

:SOURce:DATA:TELecom:PDH:E[1..n]:FRAMing?

Response Syntax

<Framing>

Response(s)

Framing:

The response data syntax for the first parameter is defined as a <CHARACTER RESPONSE DATA> element.

Returns the frame coding that isused for transmission.

UNFRAMED1, Unframed is selected as E1/E2/E3/E4 framing.

PCM301, Pulse Code Modulation (PCM30) is selected as E1/E2/E3/E4 framing.

PCM30C41, Pulse Code Modulation (PCM30) Cyclic Redundancy Check (CRC4) is selected as E1/E2/E3/E4 framing.

PCM311, PCM31 is selected as E1/E2/E3/E4 framing.

PCM31C41, Pulse Code Modulation (PCM31) Cyclic Redundancy Check (CRC4) is selected as E1/E2/E3/E4 framing.

FRAMED, Framed is selected as E2/E3/E4 framing.

Example(s)

SOUR:DATA:TEL:PDH:E1:FRAM UNF1

SOUR:DATA:TEL:PDH:E1:FRAM?

Returns: UNFRAMED1

See Also

SOURce:DATA:TELecom:PDH:E[1..n]:FRAMing

S-OAM and MPLS-TP OAM

:SENSe:DATA:TELecom:SOAM:PEER:MEP:QUICk:PING?

Description	This query returns the Quick ping status. Setup > Test Configurator > S-OAM / MPLS-TP OAM > Peer MEP Parameters - OAM Quick Ping
Syntax	:SENSe:DATA:TELecom:SOAM:PEER:MEP:QUICk:PING?
Response Syntax	<Status>
Response(s)	**Status**: The response data syntax for the first parameter is defined as a <CHARACTER RESPONSE DATA> element. Returns the Quick ping status. INPROGRESS: Quick ping is in-progress SUCCESSFUL,: Quick ping completed successfully FAILED: Quick ping failed
Example(s)	SOUR:DATA:TEL:SOAM:PEER:MEP:QUICk:PING SENS:DATA:TEL:SOAM:PEER:MEP:QUICk:PING? Returns: INPROGRESS
See Also	SOURce:DATA:TELecom:SOAM:PEER:MEP:QUICk:PING SOURce:DATA:TELecom:SOAM:FUNC:FRAMe:PERiod?

:SOURce:DATA:TELecom:SOAM:CCHeck:ADDRess:TYPE

Description

This command sets the Continuity Check Address Type.

At *RST condition, this value is set to MULTICAST.

Setup > Test Configurator > S-OAM / MPLS-TP OAM > Continuity Check - Address Type

Syntax

:SOURce:DATA:TELecom:SOAM:CCHeck:ADDRess:TYPE[<wsp><Type>]

Parameter(s)

Type:

The program data syntax for the first parameter is defined as a <CHARACTER PROGRAM DATA> element.

Select the Address type.

UNIcast

MULTicast

Response Syntax

<Status>

Example(s)

SOUR:DATA:TEL:SOAM:CCHeck:ADDRess:TYPE UNICAST

SOUR:DATA:TEL:SOAM:CCHeck:ADDRess:TYPE?

Returns: UNICAST

See Also

SOURce:DATA:TELecom:SOAM:FUNC:TX:ENABle?

:SOURce:DATA:TELecom:SOAM:CCHeck:ADDRess:TYPE?

Description

This query returns the Continuity Check Address Type.

At *RST condition, this value is set to MULTICAST.

Setup > Test Configurator > S-OAM / MPLS-TP OAM > Continuity Check - Address Type

Syntax

:SOURce:DATA:TELecom:SOAM:CCHeck:ADDRess:TYPE?

Response Syntax

<Type>

Response(s)

Type:

The response data syntax for the first parameter is defined as a <CHARACTER RESPONSE DATA> element.

Returns the Address type.

UNICAST, UNICAST is selected as Address type

MULTICAST, MULTICAST is selected as Address type

Example(s)

SOUR:DATA:TEL:SOAM:CCHeck:ADDRess:TYPE UNICAST

SOUR:DATA:TEL:SOAM:CCHeck:ADDRess:TYPE?

Returns: UNICAST

See Also

SOURce:DATA:TELecom:SOAM:FUNC:TX:ENABle

:SOURce:DATA:TELecom:SOAM:CCHeck:DROP:ELIGible

Description

This command enables/disables Drop Eligible.

At *RST condition, this value is device dependent.

Setup > Test Configurator > S-OAM / MPLS-TP OAM > Continuity Check - Drop Eligible

Syntax

:SOURce:DATA:TELecom:SOAM:CCHeck:DROP:ELIGible <wsp><Set>

Parameter(s)

Set:

The program data syntax for the first parameter is defined as a <CHARACTER PROGRAM DATA> element.

Selects the status of Drop Eligible.

YES

NO

Response Syntax

<Type>

Example(s)

SOUR:DATA:TEL:SOAM:CCHeck:DROP:ELIGible NO

SOUR:DATA:TEL:SOAM:CCHeck:DROP:ELIGible?

Returns: NO

See Also

FETCh:DATA:TELecom:SOAM:TRAF:TX:TOTal?

:SOURce:DATA:TELecom:SOAM:CCHeck:DROP:ELIGible?

Description

This query returns the on/off status of Drop Eligible.

At *RST condition, this value is set to NO.

Setup > Test Configurator > S-OAM / MPLS-TP OAM > Continuity Check - Drop Eligible

Syntax

:SOURce:DATA:TELecom:SOAM:CCHeck:DROP:ELIGible?

Response Syntax

<Set>

Response(s)

Set:

The response data syntax for the first parameter is defined as a <CHARACTER RESPONSE DATA> element.

Returns the status of Drop Eligible.

YES,YES is selected as status of Drop Eligible.

NO,NO is selected as status of Drop Eligible.

Example(s)

SOUR:DATA:TEL:SOAM:CCHeck:DROP:ELIGible NO

SOUR:DATA:TEL:SOAM:CCHeck:DROP:ELIGible?

Returns: NO

See Also

SOURce:DATA:TELecom:SOAM:FUNC:FRAMe:SIZE

:SOURce:DATA:TELecom:SOAM:CCHeck:FUNCtion:ENABle

Description

This command enables/disables CC Function.

At *RST condition, this value is set to ON.

Setup > Test Configurator > S-OAM / MPLS-TP OAM > Continuity Check - CC Function

Syntax

:SOURce:DATA:TELecom:SOAM:CCHeck:FUNCtion:ENABle <wsp><Status>

Parameter(s)

Status:

The program data syntax for the first parameter is defined as a <BOOLEAN PROGRAM DATA> element.

Enables/disables:

ON: Enables

OFF: Disables

Response Syntax

<Set>

Example(s)

SOUR:DATA:TEL:SOAM:CCHeck:FUNCtion:ENABle ON

SOUR:DATA:TEL:SOAM:CCHeck:FUNCtion:ENABle?

Returns: 1

See Also

SOURce:DATA:TELecom:SOAM:FUNC:CONT:ENABle?

:SOURce:DATA:TELecom:SOAM:CCHeck:FUNCtion:ENABle?

Description

This query returns the on/off status of CC Function.

At *RST condition, this value is ON.

Setup > Test Configurator > S-OAM / MPLS-TP OAM > Continuity Check - CC Function

Syntax

:SOURce:DATA:TELecom:SOAM:CCHeck:FUNCtion:ENABle?

Response Syntax

<Status>

Response(s)

Status:

The response data syntax for the first parameter is defined as a <BOOLEAN RESPONSE DATA> element.

Returns the enable/disable status:

1: Enabled

0: Disabled

Example(s)

SOUR:DATA:TEL:SOAM:CCHeck:FUNCtion:ENABle ON

SOUR:DATA:TEL:SOAM:CCHeck:FUNCtion:ENABle?

Returns: 1

See Also

SOURce:DATA:TELecom:SOAM:FUNC:CONT:ENABle

:SOURce:DATA:TELecom:SOAM:CCHeck:PERiod

Description

This command sets the transmission period of the CCM frame.

At *RST condition, this value is set to 100 ms.

Setup > Test Configurator > S-OAM / MPLS-TP OAM > Continuity Check - Period

Syntax

:SOURce:DATA:TELecom:SOAM:CCHeck:PERiod[<wsp><Period>]

Parameter(s)

Period:

The program data syntax for the first parameter is defined as a <CHARACTER PROGRAM DATA> element.

Select the Period.

P333MS: 3.33 MilliSeconds

P10MS: 10 MilliSeconds

P100MS: 100 MilliSeconds

P1S: 1 Second

P10S: 10 Seconds

P1MIN: 1 Minute

P10MIN: 10 Minutes

Response Syntax

<Status>

Example(s)

SOUR:DATA:TEL:SOAM:CCHeck:PERiod P10MS

SOUR:DATA:TEL:SOAM:CCHeck:PERiod?

Returns: P10MS

See Also

SOURce:DATA:TELecom:SOAM:FUNC:TX:RATE?

:SOURce:DATA:TELecom:SOAM:CCHeck:PERiod?

Description

This query returns the transmission period of the CCM frame.

At *RST condition, this value is 100 ms.

Setup > Test Configurator > S-OAM / MPLS-TP OAM > Continuity Check - Period

Syntax

:SOURce:DATA:TELecom:SOAM:CCHeck:PERiod?

Response Syntax

<Period>

Response(s)

Period:

The response data syntax for the first parameter is defined as a <CHARACTER RESPONSE DATA> element.

Returns the Period.

P333MS, 3.33 MilliSeconds is selected as period

P10MS, 10 MilliSeconds is selected as period

P100MS,100 MilliSeconds is selected as period

P1S, 1 Second is selected as period

P10S, 10 Seconds is selected as period

P1MIN, 1 Minute is selected as period

P10MIN, 10 Minutes is selected as period

Example(s)

SOUR:DATA:TEL:SOAM:CCH:PER P10MS

SOUR:DATA:TEL:SOAM:CCH:PER?

Returns: P10MS

See Also

SOURce:DATA:TELecom:SOAM:FUNC:TX:RATE?

:SOURce:DATA:TELecom:SOAM:CCHeck:PRIority

Description

This command sets the Continuity Check Priority.

At *RST condition, this value is device dependent.

Setup > Test Configurator > S-OAM / MPLS-TP OAM > Continuity Check - Priority

Syntax

:SOURce:DATA:TELecom:SOAM:CCHeck:PRIority <wsp><value>

Parameter(s)

value:

The program data syntax for the first parameter is defined as a <CHARACTER PROGRAM DATA> element.

Selects the priority.

0: the priority 0

1: the priority 1

2: the priority 2

3: the priority 3

4: the priority 4

5: the priority 5

6: the priority 6

7: the priority 7

Response Syntax

<Period>

Example(s)

SOUR:DATA:TEL:SOAM:CCHeck:PRIority 2

SOUR:DATA:TEL:SOAM:CCHeck:PRIority?

Returns: 2

See Also

FETCh:DATA:TELecom:SOAM:TRAF:TX:COUNt?

:SOURce:DATA:TELecom:SOAM:CCHeck:PRIority?

Description

This query returns level of priority.

At *RST condition, this value is set to 7.

Setup > Test Configurator > S-OAM / MPLS-TP OAM > Continuity Check - Priority

Syntax

:SOURce:DATA:TELecom:SOAM:CCHeck:PRIority?

Response Syntax

<Value>

Response(s)

Value:

The response data syntax for the first parameter is defined as a <NR1 NUMERIC RESPONSE DATA> element.

Returns the priority:

0, 1, 2, 3, 4, 5, 6, or 7

Example(s)

SOUR:DATA:TEL:SOAM:CCHeck:PRIority 2

SOUR:DATA:TEL:SOAM:CCHeck:PRIority?

Returns: 2

See Also

SOURce:DATA:TELecom:SOAM:FUNC:FRAMe:SIZE?

:SOURce:DATA:TELecom:SOAM:FUNCtion:ADDRess:TYPE

Description

This command sets the Address Type parameter shall determine the Destination Address Type of the LBM frame.

At *RST condition, this value is set to Unicast.

Setup > Test Configurator > S-OAM / MPLS-TP OAM > Test Function - Address Type

Syntax

:SOURce:DATA:TELecom:SOAM:FUNCtion:ADDRess:TYPE[<wsp><Type>]

Parameter(s)

Type:

The program data syntax for the first parameter is defined as a <CHARACTER PROGRAM DATA> element.

Select the Address type.

UNIcast: the UNICAST type

MULTicast: the MULTICAST type

Response Syntax

<Value>

Example(s)

SOUR:DATA:TEL:SOAM:FUNC:ADDRess:TYPE MULTICAST

SOUR:DATA:TEL:SOAM:FUNC:ADDRess:TYPE?

Returns: MULTICAST

See Also

SOURce:DATA:TELecom:SOAM:LOC:DOMain:ID?

:SOURce:DATA:TELecom:SOAM:FUNCtion:ADDRess:TYPE?

Description

This query returns the Address Type parameter shall determine the Destination Address Type of the LBM frame.

At *RST condition, this value is set to Unicast.

Setup > Test Configurator > S-OAM / MPLS-TP OAM > Test Function - Address Type

Syntax

:SOURce:DATA:TELecom:SOAM:FUNCtion:ADDRess:TYPE?

Response Syntax

<Type>

Response(s)

Type:

The response data syntax for the first parameter is defined as a <CHARACTER RESPONSE DATA> element.

Returns the Address type.

UNICAST, UNICAST as selected Address type

MULTICAST, MULTICAST as selected Address type

Example(s)

SOUR:DATA:TEL:SOAM:FUNC:ADDRess:TYPE MULTICAST

SOUR:DATA:TEL:SOAM:FUNC:ADDRess:TYPE?

Returns: MULTICAST

See Also

SOURce:DATA:TELecom:SOAM:LOC:DOMain:ID

:SOURce:DATA:TELecom:SOAM:FUNCtion:CONTinuous:ENABle

Description

This command sets the status of Continuous parameter.

At *RST condition, this value is set to ON.

Setup > Test Configurator > S-OAM / MPLS-TP OAM > Test Function - Continuous

Syntax

:SOURce:DATA:TELecom:SOAM:FUNCtion:CONTinuous:ENABle <wsp><Status>

Parameter(s)

Status:

The program data syntax for the first parameter is defined as a <BOOLEAN PROGRAM DATA> element.

Enables/disables:

ON: Enables

OFF: Disables

Response Syntax

<Type>

Example(s)

SOUR:DATA:TEL:SOAM:FUNC:CONT:ENABle ON

SOUR:DATA:TEL:SOAM:FUNC:CONT:ENABle?

Returns: 1

See Also

SOURce:DATA:TELecom:SOAM:PEER:MEP:ID?

:SOURce:DATA:TELecom:SOAM:FUNCtion:CONTinuous:ENABle?

Description	This query returns the status of Continuous parameter as Enabled/Disabled. At *RST condition, this value is ON. Setup > Test Configurator > S-OAM / MPLS-TP OAM > Test Function - Continuous
Syntax	:SOURce:DATA:TELecom:SOAM:FUNCtion:CONTinuous:ENABle?
Response Syntax	<Status>
Response(s)	**Status**: The response data syntax for the first parameter is defined as a <BOOLEAN RESPONSE DATA> element. Returns the enable/disable status: 1: Enabled 0: Disabled
Example(s)	SOUR:DATA:TEL:SOAM:FUNC:CONT:ENABle ON SOUR:DATA:TEL:SOAM:FUNC:CONT:ENABle? Returns: 1
See Also	SOURce:DATA:TELecom:SOAM:PEER:MEP:ID

:SOURce:DATA:TELecom:SOAM:FUNCtion:DROP:ELIGible

Description

This command enables/disable Drop Eligible.

At *RST condition, this value is device dependent.

Setup > Test Configurator > S-OAM / MPLS-TP OAM > Test Function - Drop Eligible

Syntax

:SOURce:DATA:TELecom:SOAM:FUNCtion:DROP:ELIGible <wsp><Set>

Parameter(s)

Set:

The program data syntax for the first parameter is defined as a <CHARACTER PROGRAM DATA> element.

Selects the status of Drop Eligible.

YES

NO

Response Syntax

<Status>

Example(s)

SOUR:DATA:TEL:SOAM:FUNC:DROP:ELIGible YES

SOUR:DATA:TEL:SOAM:FUNC:DROP:ELIGible?

Returns: YES

See Also

FETCh:DATA:TELecom:SOAM:TRAF:TX:TOTal?

:SOURce:DATA:TELecom:SOAM:FUNCtion:DROP:ELIGible?

Description

This query returns the status of Drop Eligible.

At *RST condition, this value is set to NO.

Setup > Test Configurator > S-OAM / MPLS-TP OAM > Test Function - Drop Eligible

Syntax

:SOURce:DATA:TELecom:SOAM:FUNCtion:DROP:ELIGible?

Response Syntax

<Set>

Response(s)

Set:

The response data syntax for the first parameter is defined as a <CHARACTER RESPONSE DATA> element.

Returns the status of Drop Eligible.

YES,YES is selected as status of Drop Eligible.

NO,NO is selected as status of Drop Eligible.

Example(s)

SOUR:DATA:TEL:SOAM:FUNC:DROP:ELIGible YES

SOUR:DATA:TEL:SOAM:FUNC:DROP:ELIGible?

Returns: YES

See Also

SOURce:DATA:TELecom:SOAM:FUNC:FRAMe:SIZE

:SOURce:DATA:TELecom:SOAM:FUNCtion:FRAMe:COUNt

Description

This command sets the Frame Count parameter shall set in inapplicable state if the Continuous parameter is enabled.

At *RST condition, this value is device dependent.

Setup > Test Configurator > S-OAM / MPLS-TP OAM > Test Function - Frame Count

Syntax

:SOURce:DATA:TELecom:SOAM:FUNCtion:FRAMe:COUNt[<wsp><value>]

Parameter(s)

value:

The program data syntax for the first parameter is defined as a <DECIMAL NUMERIC PROGRAM DATA> element.

Sets the frame count.

MAXimum: Biggest supported value

MINimum: Smallest supported value

DEFault: Default value

Response Syntax

<Set>

Example(s)

SOUR:DATA:TEL:SOAM:FUNC:FRAMe:COUNt 64

SOUR:DATA:TEL:SOAM:FUNC:FRAMe:COUNt?

Returns: 64

See Also

SOURce:DATA:TELecom:SOAM:CCHeck:FUNCtion:ENABle?

:SOURce:DATA:TELecom:SOAM:FUNCtion:FRAMe:COUNt?

Description

This query returns the Frame Count parameter.

At *RST condition, this value is device dependent.

Setup > Test Configurator > S-OAM / MPLS-TP OAM > Test Function - Frame Count

Syntax

:SOURce:DATA:TELecom:SOAM:FUNCtion:FRAMe:COUNt?[<wsp><Value>]

Parameter(s)

Value:

The program data syntax for the first parameter is defined as a <CHARACTER PROGRAM DATA> element.

Sets the frame count.

This parameter is optional. If no token is specified, the current frame count value is returned.

MAXimum: Biggest supported value

MINimum: Smallest supported value

Response Syntax

<Rate>

Response(s)

Rate:

The response data syntax for the first parameter is defined as a <NR1 NUMERIC RESPONSE DATA> element.

Returns the frame count.

MAXimum, Gets the frame count as maximum.

MINimum, Gets the frame count as minimum.

Example(s)

SOUR:DATA:TEL:SOAM:FUNC:FRAMe:COUNt 64

SOUR:DATA:TEL:SOAM:FUNC:FRAMe:COUNt?

Returns: 64

See Also

SOURce:DATA:TELecom:SOAM:CCHeck:FUNCtion:ENABle

:SOURce:DATA:TELecom:SOAM:FUNCtion:FRAMe:SIZE

Description

This command sets the Frame Size parameter shall determine the LBM frame size.

At *RST condition, this value is set to 64.

Setup > Test Configurator > S-OAM / MPLS-TP OAM > Test Function - Frame Size

Syntax

:SOURce:DATA:TELecom:SOAM:FUNCtion:FRAMe:SIZE[<wsp><value>]

Parameter(s)

value:

The program data syntax for the first parameter is defined as a <DECIMAL NUMERIC PROGRAM DATA> element.

Sets the frame size.

MAXimum: Biggest supported value

MINimum: Smallest supported value

DEFault: Default value

Response Syntax

<Rate>

Example(s)

SOUR:DATA:TEL:SOAM:FUNC:FRAM:SIZE 68

SOUR:DATA:TEL:SOAM:FUNC:FRAM:SIZE?

Returns: 68

See Also

SOURce:DATA:TELecom:SOAM:LOC:MD:LEVel?

:SOURce:DATA:TELecom:SOAM:FUNCtion:FRAMe:SIZE?

Description

This query returns the Frame Size parameter shall determine the LBM frame size.

At *RST condition, this value is 64.

Setup > Test Configurator > S-OAM / MPLS-TP OAM > Test Function - Frame Size

Syntax

:SOURce:DATA:TELecom:SOAM:FUNCtion:FRAMe:SIZE?[<wsp><Value>]

Parameter(s)

Value:

The program data syntax for the first parameter is defined as a <CHARACTER PROGRAM DATA> element.

Sets the frame size.

This parameter is optional. If no token is specified, the current frame size value is returned.

MAXimum: Biggest supported value

MINimum: Smallest supported value

Response Syntax

<Rate>

Response(s)

Rate:

The response data syntax for the first parameter is defined as a <NR1 NUMERIC RESPONSE DATA> element.

Returns the TX rate.

MAXimum, Gets the frame size as maximum.

MINimum, Gets the frame size as minimum.

Example(s)

SOUR:DATA:TEL:SOAM:FUNC:FRAM:SIZE 68

SOUR:DATA:TEL:SOAM:FUNC:FRAM:SIZE?

Returns: 68

See Also

SOURce:DATA:TELecom:SOAM:LOC:MD:LEVel

:SOURce:DATA:TELecom:SOAM:FUNCtion:PAYLoad

Description

This command sets the Payload value.

At *RST condition, this value is set to CC.

Setup > Test Configurator > S-OAM / MPLS-TP OAM > Test Function - PayLoad

Syntax

:SOURce:DATA:TELecom:SOAM:FUNCtion:PAYLoad[<wsp><PAYLoad>]

Parameter(s)

PAYLoad:

The program data syntax for the first parameter is defined as a <NONDECIMAL NUMERIC PROGRAM DATA> element.

Selects the Payload.

MAXimum: Biggest supported value

MINimum: Smallest supported value

DEFault: Default value

Response Syntax

<Rate>

Example(s)

SOUR:DATA:TEL:SOAM:FUNC:PAYLoad #H00

SOUR:DATA:TEL:SOAM:FUNC:PAYLoad?

Returns: 0

See Also

SOURce:DATA:TELecom:SOAM:CCHeck:PERiod?

:SOURce:DATA:TELecom:SOAM:FUNCtion:PAYLoad?

Description	This query returns Payload value. At *RST condition, this value is CC. Setup > Test Configurator > S-OAM / MPLS-TP OAM > Test Function - PayLoad
Syntax	:SOURce:DATA:TELecom:SOAM:FUNCtion:PAYLoad?
Response Syntax	<Payload>
Response(s)	**Payload**: The response data syntax for the first parameter is defined as a <NR1 NUMERIC RESPONSE DATA> element. Returns the payload values in integer format.
Example(s)	SOUR:DATA:TEL:SOAM:FUNC:PAYLoad #H00 SOUR:DATA:TEL:SOAM:FUNC:PAYLoad? Returns: 0
See Also	SOURce:DATA:TELecom:SOAM:CCHeck:PERiod

:SOURce:DATA:TELecom:SOAM:FUNCtion:PERiod?

Description

This query returns the Period parameter.

At *RST condition, this value is set to 100ms.

Setup > Test Configurator > S-OAM / MPLS-TP OAM > Test Function - Period

Syntax

:SOURce:DATA:TELecom:SOAM:FUNCtion:PERiod?

Response Syntax

<Period>

Response(s)

Period:

The response data syntax for the first parameter is defined as a <CHARACTER RESPONSE DATA> element.

Returns the Period.

P333MS, 3.33 MilliSeconds is selected as period

P10MS, 10 MilliSeconds is selected as period

P100MS,100 MilliSeconds is selected as period

P1S, 1 Second is selected as period

P10S, 10 Seconds is selected as period

P1MIN, 1 Minute is selected as period

P10MIN, 10 Minutes is selected as period

Example(s)

SOUR:DATA:TEL:SOAM:TESt:FUNCtion FRAMEDELAY

SOUR:DATA:TEL:SOAM:FUNC:PERiod?

See Also

SOURce:DATA:TELecom:SOAM:PEER:MEP:QUICk:PING

:SOURce:DATA:TELecom:SOAM:FUNCtion:PRIority

Description

This command sets the Priority.

At *RST condition, this value is device dependent.

Setup > Test Configurator > S-OAM / MPLS-TP OAM > Test Function - Priority

Syntax

:SOURce:DATA:TELecom:SOAM:FUNCtion:PRIority <wsp><value>

Parameter(s)

value:

The program data syntax for the first parameter is defined as a <CHARACTER PROGRAM DATA> element.

Selects the priority.

0: the priority 0

1: the priority 1

2: the priority 2

3: the priority 3

4: the priority 4

5: the priority 5

6: the priority 6

7: the priority 7

Response Syntax

<Period>

Example(s)

SOUR:DATA:TEL:SOAM:FUNCtion:PRIority 2

SOUR:DATA:TEL:SOAM:FUNCtion:PRIority?

Returns: 2

See Also

FETCh:DATA:TELecom:SOAM:TRAF:TX:COUNt?

:SOURce:DATA:TELecom:SOAM:FUNCtion:PRIority?

Description

This query returns level of priority.

At *RST condition, this value is set to 7.

Setup > Test Configurator > S-OAM / MPLS-TP OAM > Test Function - Priority

Syntax

:SOURce:DATA:TELecom:SOAM:FUNCtion:PRIority?

Response Syntax

<Value>

Response(s)

Value:

The response data syntax for the first parameter is defined as a <NR1 NUMERIC RESPONSE DATA> element.

Returns the priority.

0, 1, 2, 3, 4, 5, 6, or 7.

Example(s)

SOUR:DATA:TEL:SOAM:FUNCtion:PRIority 2

SOUR:DATA:TEL:SOAM:FUNCtion:PRIority?

Returns: 2

See Also

SOURce:DATA:TELecom:SOAM:FUNC:FRAMe:SIZE?

:SOURce:DATA:TELecom:SOAM:FUNCtion:RMEPid:ENABle

Description

This command enables/disables Requesting MEP ID TLV.

At *RST condition, this value is set to ON.

Navigation Path: Setup > Test Configurator > S-OAM / MPLS-TP OAM > Test Function - Requesting MEP ID TLV

Syntax

:SOURce:DATA:TELecom:SOAM:FUNCtion:RMEPid:ENABle <wsp><Status>

Parameter(s)

Status:

The program data syntax for the first parameter is defined as a <BOOLEAN PROGRAM DATA> element.

Enables/disables:

ON: Enables

OFF: Disables

Response Syntax

<Value>

Example(s)

SOUR:DATA:TEL:SOAM:FUNC:RMEP:ENABle ON

SOUR:DATA:TEL:SOAM:FUNC:RMEP:ENABle?

Returns: 1

See Also

SOURce:DATA:TELecom:SOAM:PEER:MEP:ID?

:SOURce:DATA:TELecom:SOAM:FUNCtion:RMEPid:ENABle?

Description

This query returns the on/off status of Requesting MEP ID TLV.

At *RST condition, this value is ON.

Navigation Path: Setup > Test Configurator > S-OAM / MPLS-TP OAM > Test Function - Requesting MEP ID TLV

Syntax

:SOURce:DATA:TELecom:SOAM:FUNCtion:RMEPid:ENABle?

Response Syntax

<Status>

Response(s)

Status:

The response data syntax for the first parameter is defined as a <BOOLEAN RESPONSE DATA> element.

Returns the enable/disable status:

1: Enabled

0: Disabled

Example(s)

SOUR:DATA:TEL:SOAM:FUNC:RMEP:ENABle ON

SOUR:DATA:TEL:SOAM:FUNC:RMEP:ENABle?

Returns: 1

See Also

SOURce:DATA:TELecom:SOAM:PEER:MEP:ID

:SOURce:DATA:TELecom:SOAM:FUNCtion:TEST:ID

Description

This command sets the Test Pattern parameter shall determine the test pattern used to fill the Test TLV.

At *RST condition, this value is set to 00 00 00 01.

Setup > Test Configurator > S-OAM / MPLS-TP OAM > Test Function - Test Function (Synthetic Loss) > Test ID

Syntax

:SOURce:DATA:TELecom:SOAM:FUNCtion:TEST:ID[<wsp><Test Id>]

Parameter(s)

Test Id:

The program data syntax for the first parameter is defined as a <NONDECIMAL NUMERIC PROGRAM DATA> element.

Selects the Test Id.

Response Syntax

<Status>

Example(s)

SOUR:DATA:TEL:SOAM:FUNC:TLV:TYPE TESTID

SOUR:DATA:TEL:SOAM:FUNC:TEST:ID #H00FF00FF

SOUR:DATA:TEL:SOAM:FUNC:TEST:ID?

Returns: 16711935

See Also

SOURce:DATA:TELecom:SOAM:FUNC:TX:RATE?

:SOURce:DATA:TELecom:SOAM:FUNCtion:TEST:ID?

Description

This query returns the Pattern parameter shall determine the test pattern used to fill the Test TLV.

At *RST condition, this value is 1.

Setup > Test Configurator > S-OAM / MPLS-TP OAM > Test Function - Test Function (Synthetic Loss) > Test ID

Syntax

:SOURce:DATA:TELecom:SOAM:FUNCtion:TEST:ID?

Response Syntax

<Test Id>

Response(s)

Test Id:

The response data syntax for the first parameter is defined as a <NR2 NUMERIC RESPONSE DATA> element.

Returns the Peer MEP Id values in integer format.

Example(s)

SOUR:DATA:TEL:SOAM:FUNC:TLV:TYPE TESTID

SOUR:DATA:TEL:SOAM:FUNC:TEST:ID #H00FF00FF

SOUR:DATA:TEL:SOAM:FUNC:TEST:ID?

Returns: 16711935

See Also

SOURce:DATA:TELecom:SOAM:FUNCtion:TX:RATE

:SOURce:DATA:TELecom:SOAM:FUNCtion:TEST:PATTern

Description

This command sets the Test Pattern parameter shall determine the test pattern used to fill the Test TLV.

At *RST condition, this value is set to PRBS31.

Setup > Test Configurator > S-OAM / MPLS-TP OAM > Test Function - Test Pattern

Syntax

:SOURce:DATA:TELecom:SOAM:FUNCtion:TEST:PATTern[<wsp><Type>]

Parameter(s)

Type:

The program data syntax for the first parameter is defined as a <CHARACTER PROGRAM DATA> element.

Select the Test Pattern.

NULLCRC32: NULLCRC32

NULLPATTERN: NULL

PRBS31: PRBS31

PRBS31CRC32: PRBS31CRC32

Response Syntax

<Test Id>

Example(s)

SOUR:DATA:TEL:SOAM:FUNC:TLV:TYPE TEST

SOUR:DATA:TEL:SOAM:FUNC:TEST:PATTern PRBS31

SOUR:DATA:TEL:SOAM:FUNC:TEST:PATTern?

Returns: PRBS31

See Also

SOURce:DATA:TELecom:SOAM:FUNC:ADDRess:TYPE?

:SOURce:DATA:TELecom:SOAM:FUNCtion:TEST:PATTern?

Description

This query returns the Pattern parameter shall determine the test pattern used to fill the Test TLV.

At *RST condition, this value is PRBS31.

Setup > Test Configurator > S-OAM / MPLS-TP OAM > Test Function - Test Pattern

Syntax

:SOURce:DATA:TELecom:SOAM:FUNCtion:TEST:PATTern?

Response Syntax

<Type>

Response(s)

Type:

The response data syntax for the first parameter is defined as a <CHARACTER RESPONSE DATA> element.

Returns the Test Pattern.

NULLCRC32, NULLCRC32 is selected as type of Test Pattern.

NULLPATTERN,NULL is selected as type of Test Pattern.

PRBS31, PRBS31 is selected as type of Test Pattern.

PRBS31CRC32,PRBS31CRC32 is selected as type of Test Pattern.

Example(s)

SOUR:DATA:TEL:SOAM:FUNC:TLV:TYPE TEST

SOUR:DATA:TEL:SOAM:FUNC:TEST:PATTern PRBS31

SOUR:DATA:TEL:SOAM:FUNC:TEST:PATTern?

Returns: PRBS31

See Also

SOURce:DATA:TELecom:SOAM:FUNC:ADDRess:TYPE

:SOURce:DATA:TELecom:SOAM:FUNCtion:TLV:TYPE

Description

This command sets the TLV Type parameter shall be configured to Test and shall be set in read-only state.

At *RST condition, this value is device dependent.

Setup > Test Configurator > S-OAM / MPLS-TP OAM > Test Function - TLV Type

Syntax

:SOURce:DATA:TELecom:SOAM:FUNCtion:TLV:TYPE[<wsp><Type>]

Parameter(s)

Type:

The program data syntax for the first parameter is defined as a <CHARACTER PROGRAM DATA> element.

Select the TLV type.

DATA

INVALID

TEST

TESTID

Response Syntax

<Type>

Example(s)

SOUR:DATA:TEL:SOAM:FUNC:TLV:TYPE DATA

SOUR:DATA:TEL:SOAM:FUNC:TLV:TYPE?

Returns: DATA

See Also

SOURce:DATA:TELecom:SOAM:CCHeck:ADDRess:TYPe?

:SOURce:DATA:TELecom:SOAM:FUNCtion:TLV:TYPE?

Description

This query returns the TLV Type parameter.

At *RST condition, this value is device dependent.

Setup > Test Configurator > S-OAM / MPLS-TP OAM > Test Function - TLV Type

Syntax

:SOURce:DATA:TELecom:SOAM:FUNCtion:TLV:TYPE?

Response Syntax

<Type>

Response(s)

Type:

The response data syntax for the first parameter is defined as a <CHARACTER RESPONSE DATA> element.

Returns the TLV type.

DATA, DATA is selected as TLV type.

INVALID,INVALID is selected as TLV type.

TEST, TEST is selected as TLV type.

TESTID,TESTID is selected as TLV type.

Example(s)

SOUR:DATA:TEL:SOAM:FUNC:TLV:TYPE DATA

SOUR:DATA:TEL:SOAM:FUNC:TLV:TYPE?

Returns: DATA

See Also

SOURce:DATA:TELecom:SOAM:CCHeck:ADDRess:TYPE

:SOURce:DATA:TELecom:SOAM:FUNCtion:TX:ENABle

Description

This command enables/disables TX Enable.

At *RST condition, this value is set to OFF.

Setup > Test Configurator > S-OAM / MPLS-TP OAM > Test Function - TX Enable

Syntax

:SOURce:DATA:TELecom:SOAM:FUNCtion:TX:ENABle <wsp><Status>

Parameter(s)

Status:

The program data syntax for the first parameter is defined as a <BOOLEAN PROGRAM DATA> element.

Enables/disables:

ON: Enables

OFF: Disables

Response Syntax

<Type>

Example(s)

SOUR:DATA:TEL:SOAM:FUNC:TX:ENABle ON

SOUR:DATA:TEL:SOAM:FUNC:TX:ENABle?

Returns: 1

See Also

SOURce:DATA:TELecom:SOAM:PEER:MEP:MAC:ADDRess?

:SOURce:DATA:TELecom:SOAM:FUNCtion:TX:ENABle?

Description

This query returns the on/off status of TX Enable.

At *RST condition, this value is OFF.

Setup > Test Configurator > S-OAM / MPLS-TP OAM > Test Function - TX Enable

Syntax

:SOURce:DATA:TELecom:SOAM:FUNCtion:TX:ENABle?

Response Syntax

<Status>

Response(s)

Status:

The response data syntax for the first parameter is defined as a <BOOLEAN RESPONSE DATA> element.

Returns the enable/disable status:

1: Enabled

0: Disabled

Example(s)

SOUR:DATA:TEL:SOAM:FUNC:TX:ENABle ON

SOUR:DATA:TEL:SOAM:FUNC:TX:ENABle?

Returns: 1

See Also

SOURce:DATA:TELecom:SOAM:PEER:MEP:MAC:ADDRess

:SOURce:DATA:TELecom:SOAM:FUNCtion:TX:RATE

Description

This command sets the TX Rate % parameter shall determine the transmission rate of the LBM frame.

At *RST condition, this value is set to 99.4999.

Range: 0.001 to 100.000%

Setup > Test Configurator > S-OAM / MPLS-TP OAM > Test Function - TX Rate

Syntax

:SOURce:DATA:TELecom:SOAM:FUNCtion:TX:RATE <wsp><Rate>

Parameter(s)

Rate:

The program data syntax for the first parameter is defined as a <DECIMAL NUMERIC PROGRAM DATA> element.

Sets the TX rate.

MAXimum: Biggest supported value

MINimum: Smallest supported value

DEFault: Default value

Response Syntax

<Status>

Example(s)

SOUR:DATA:TEL:SOAM:TEST:FUNC LOOPBACK

SOUR:DATA:TEL:SOAM:FUNC:TX:RATE 50

SOUR:DATA:TEL:SOAM:FUNC:TX:RATE?

Returns: 50

See Also

SOURce:DATA:TELecom:SOAM:LOC:MA:NAME?

:SOURce:DATA:TELecom:SOAM:FUNCtion:TX:RATE?

Description

This query returns the TX Rate % parameter shall determine the transmission rate of the LBM frame.

At *RST condition, this value is 99.4999.

Setup > Test Configurator > S-OAM / MPLS-TP OAM > Test Function - TX Rate

Syntax

:SOURce:DATA:TELecom:SOAM:FUNCtion:TX:RATE?[<wsp><Value>]

Parameter(s)

Value:

The program data syntax for the first parameter is defined as a <CHARACTER PROGRAM DATA> element.

Sets the TX rate.

This parameter is optional. If no token is specified, the current TX rate value is returned.

MAXimum: Biggest supported value

MINimum: Smallest supported value

Response Syntax

<Rate>

Response(s)

Rate:

The response data syntax for the first parameter is defined as a <NR2 NUMERIC RESPONSE DATA> element.

Returns the TX rate.

MAXimum, Gets the Tx rate as maximum.

MINimum, Gets the Tx rate as minimum.

Example(s)

SOUR:DATA:TEL:SOAM:TEST:FUNC LOOPBACK

SOUR:DATA:TEL:SOAM:FUNC:TX:RATE 50

SOUR:DATA:TEL:SOAM:FUNC:TX:RATE?

Returns: 50

See Also

SOURce:DATA:TELecom:SOAM:LOC:MA:NAME

:SOURce:DATA:TELecom:SOAM:IP

Description	This command sets the IPv4 Address. At *RST condition, this value is set to 000.000.000.000 Navigation Path: Setup > Test Configurator > S-OAM / MPLS-TP OAM > Next Hop Router - IP address
Syntax	:SOURce:DATA:TELecom:SOAM:IP <wsp><Address>
Parameter(s)	**Address**: The program data syntax for the first parameter is defined as a <STRING PROGRAM DATA> element. Selects the IPv4 address.
Response Syntax	<Rate>
Example(s)	SOUR:DATA:TEL:SOAM:IP 10.192.5.124
See Also	SOURce:DATA:TELecom:SOAM:FUNC:TLV:TYPe

:SOURce:DATA:TELecom:SOAM:IP?

Description

This query returns the IPv4 Address.

At *RST condition, this value is set to 000.000.000.000

Navigation Path: Setup > Test Configurator > S-OAM / MPLS-TP OAM > Next Hop Router - IP address

Syntax

:SOURce:DATA:TELecom:SOAM:IP?

Response Syntax

<Address>

Response(s)

Address:

The response data syntax for the first parameter is defined as a <STRING RESPONSE DATA> element.

Returns the IPv4 address.

Example(s)

SOUR:DATA:TEL:SOAM:IP 10.192.5.124

SOUR:DATA:TEL:SOAM:IP?

Returns: 10.192.5.124

See Also

SOURce:DATA:TELecom:SOAM:FUNC:TLV:TYPe?

:SOURce:DATA:TELecom:SOAM:IPVersion

Description	This command sets the IPv6 Address. At *RST condition, this value is set to FFFF:FFFF:FFFF:FFFF:FFFF:FFFF:FFFF:FFFF Navigation Path: Setup > Test Configurator > S-OAM / MPLS-TP OAM > Next Hop Router - IP address
Syntax	:SOURce:DATA:TELecom:SOAM:IPVersion <wsp><Address>
Parameter(s)	**Address**: The program data syntax for the first parameter is defined as a <STRING PROGRAM DATA> element. Selects the IPv6 address.
Response Syntax	<Address>
Example(s)	SOUR:DATA:TEL:SOAM:IPV FE80:0000:0000:0000:0200:00FF:FE00:0000
See Also	SOURce:DATA:TELecom:SOAM:FUNC:TLV:TYPe

:SOURce:DATA:TELecom:SOAM:IPVersion?

Description

This query returns the IPv6 Address.

At *RST condition, this value is set to FFFF:FFFF:FFFF:FFFF:FFFF:FFFF:FFFF:FFFF

Navigation Path: Setup > Test Configurator > S-OAM / MPLS-TP OAM > Next Hop Router - IP address

Syntax

:SOURce:DATA:TELecom:SOAM:IPVersion?

Response Syntax

<Address>

Response(s)

Address:

The response data syntax for the first parameter is defined as a <STRING RESPONSE DATA> element.

Returns the IPv6 address.

Example(s)

SOUR:DATA:TEL:SOAM:IPV FE80:0000:0000:0000:0200:00FF:FE00:0000

SOUR:DATA:TEL:SOAM:IPV?

Returns: FE80:0000:0000:0000:0200:00FF:FE00:0000

See Also

SOURce:DATA:TELecom:SOAM:FUNC:TLV:TYPe?

:SOURce:DATA:TELecom:SOAM:LOCal:DOMain:ID

Description

This command sets the Maintenance Domain Id.

At *RST condition, this value is set to EXFO Domain ID.

Setup > Test Configurator > S-OAM / MPLS-TP OAM > Local Parameters - MAID - Domain ID

Syntax

:SOURce:DATA:TELecom:SOAM:LOCal:DOMain:ID[<wsp><Domain Id>]

Parameter(s)

Domain Id:

The program data syntax for the first parameter is defined as a <STRING PROGRAM DATA> element.

Selects the Domain Id value.

Response Syntax

<Address>

Example(s)

SOUR:DATA:TEL:SOAM:MODE AG8021

SOUR:DATA:TEL:SOAM:LOC:DOMain:ID EXFO Domain

SOUR:DATA:TEL:SOAM:LOC:DOMain:ID?

Returns: EXFO Domain

See Also

SOURce:DATA:TELecom:SOAM:FUNCtion:TEST:ID?

:SOURce:DATA:TELecom:SOAM:LOCal:DOMain:ID?

Description

This query returns the Maintenance Domain Id.

At *RST condition, this value is EXFO Domain ID.

Setup > Test Configurator > S-OAM / MPLS-TP OAM > Local Parameters - MAID - Domain ID

Syntax

:SOURce:DATA:TELecom:SOAM:LOCal:DOMain:ID?

Response Syntax

<Domain Id>

Response(s)

Domain Id:

The response data syntax for the first parameter is defined as a <STRING RESPONSE DATA> element.

Returns the Local Domain Id value.

Example(s)

SOUR:DATA:TEL:SOAM:MODE AG8021

SOUR:DATA:TEL:SOAM:LOC:DOMain:ID EXFO Domain

SOUR:DATA:TEL:SOAM:LOC:DOMain:ID?

Returns: EXFO Domain

See Also

SOURce:DATA:TELecom:SOAM:FUNCtion:TEST:ID

:SOURce:DATA:TELecom:SOAM:LOCal:MA:NAME

Description

This command sets the Maintenance Domain Name.

At *RST condition, this value is set to EXFO MA Name.

Setup > Test Configurator > S-OAM / MPLS-TP OAM > Local Parameters - MAID - MA Name

Syntax

:SOURce:DATA:TELecom:SOAM:LOCal:MA:NAME[<wsp><MA Name>]

Parameter(s)

MA Name:

The program data syntax for the first parameter is defined as a <STRING PROGRAM DATA> element.

Selects the MA Name.

Response Syntax

<Domain Id>

Example(s)

SOUR:DATA:TEL:SOAM:MODE AG8021

SOUR:DATA:TEL:SOAM:LOC:MA:NAME EXFO MA

SOUR:DATA:TEL:SOAM:LOC:MA:NAME?

Returns: EXFO MA

See Also

SOURce:DATA:TELecom:SOAM:FUNCtion:TEST:PATTern?

:SOURce:DATA:TELecom:SOAM:LOCal:MA:NAME?

Description

This query returns the Maintenance Domain Name.

At *RST condition, this value is EXFO MA Name.

Setup > Test Configurator > S-OAM / MPLS-TP OAM > Local Parameters - MAID - MA Name

Syntax

:SOURce:DATA:TELecom:SOAM:LOCal:MA:NAME?

Response Syntax

<MA Name>

Response(s)

MA Name:

The response data syntax for the first parameter is defined as a <STRING RESPONSE DATA> element.

Returns the Local MA Name.

Example(s)

SOUR:DATA:TEL:SOAM:MODE AG8021

SOUR:DATA:TEL:SOAM:LOC:MA:NAME EXFO MA

SOUR:DATA:TEL:SOAM:LOC:MA:NAME?

Returns: EXFO MA

See Also

SOURce:DATA:TELecom:SOAM:FUNCtion:TEST:PATTern

:SOURce:DATA:TELecom:SOAM:LOCal:MD:LEVel

Description

This command sets the Maintenance domain levels.

At *RST condition, this value is set to 7.

Setup > Test Configurator > S-OAM / MPLS-TP OAM > Local Parameters - MD Level

Syntax

:SOURce:DATA:TELecom:SOAM:LOCal:MD:LEVel[<wsp><MD Level>]

Parameter(s)

MD Level:

The program data syntax for the first parameter is defined as a <CHARACTER PROGRAM DATA> element.

Select the MD Level.

0: the MD Level 0

1: the MD Level 1

2: the MD Level 2

3: the MD Level 3

4: the MD Level 4

5: the MD Level 5

6: the MD Level 6

7: the MD Level 7

Response Syntax

<MA Name>

Example(s)

SOUR:DATA:TEL:SOAM:MODE AG8021

SOUR:DATA:TEL:SOAM:LOC:MD:LEVel 5

SOUR:DATA:TEL:SOAM:LOC:MD:LEVel?

Returns: 5

See Also

SOURce:DATA:TELecom:SOAM:FUNC:PAYLoad?

:SOURce:DATA:TELecom:SOAM:LOCal:MD:LEVel?

Description

This query returns the Maintenance domain levels.

At *RST condition, this value is 7.

Setup > Test Configurator > S-OAM / MPLS-TP OAM > Local Parameters - MD Level

Syntax

:SOURce:DATA:TELecom:SOAM:LOCal:MD:LEVel?

Response Syntax

<MD Level>

Response(s)

MD Level:

The response data syntax for the first parameter is defined as a <CHARACTER RESPONSE DATA> element.

Returns the MD Level.

1, 1 is selected as MD Level

2, 2 is selected as MD Level

3, 3 is selected as MD Level

4, 4 is selected as MD Level

5, 5 is selected as MD Level

6, 6 is selected as MD Level

7,7 is selected as MD Level

Example(s)

SOUR:DATA:TEL:SOAM:MODE AG8021

SOUR:DATA:TEL:SOAM:LOC:MD:LEVel 5

SOUR:DATA:TEL:SOAM:LOC:MD:LEVel?

Returns: 5

See Also

SOURce:DATA:TELecom:SOAM:FUNC:PAYLoad

:SOURce:DATA:TELecom:SOAM:LOCal:MEG:ID

Description

This command sets the MEG ID.

At *RST condition, this value is set to EXFO MEG ID.

Setup > Test Configurator > S-OAM / MPLS-TP OAM > Local Parameters - MEG ID

Syntax

:SOURce:DATA:TELecom:SOAM:LOCal:MEG:ID[<wsp><MEG Id>]

Parameter(s)

MEG Id:

The program data syntax for the first parameter is defined as a <STRING PROGRAM DATA> element.

Selects the MEG Id value.

Response Syntax

<MD Level>

Example(s)

SOUR:DATA:TEL:SOAM:MODE Y1731

SOUR:DATA:TEL:SOAM:LOCal:MEG:ID EXFO 123

SOUR:DATA:TEL:SOAM:LOCal:MEG:ID?

Returns: EXFO 123

See Also

SOURce:DATA:TELecom:SOAM:LOCal:MEP:ID?

:SOURce:DATA:TELecom:SOAM:LOCal:MEG:ID?

Description

This query returns the MEG ID.

At *RST condition, this value is EXFO MEG ID.

Setup > Test Configurator > S-OAM / MPLS-TP OAM > Local Parameters - MEG ID

Syntax

:SOURce:DATA:TELecom:SOAM:LOCal:MEG:ID?

Response Syntax

<MEG Id>

Response(s)

MEG Id:

The response data syntax for the first parameter is defined as a <STRING RESPONSE DATA> element.

Returns the Local MEG Id value.

Example(s)

SOUR:DATA:TEL:SOAM:MODE Y1731

SOUR:DATA:TEL:SOAM:LOCal:MEG:ID EXFO 123

SOUR:DATA:TEL:SOAM:LOCal:MEG:ID?

Returns: EXFO 123

See Also

SOURce:DATA:TELecom:SOAM:LOCal:MEP:ID

:SOURce:DATA:TELecom:SOAM:LOCal:MEG:LEVel

Description

This command sets the MEG Level.

At *RST condition, this value is set to 7.

Setup > Test Configurator > S-OAM / MPLS-TP OAM > Local Parameters - MEG Level

Syntax

:SOURce:DATA:TELecom:SOAM:LOCal:MEG:LEVel[<wsp><MEG Level>]

Parameter(s)

MEG Level:

The program data syntax for the first parameter is defined as a <CHARACTER PROGRAM DATA> element.

Select the MEG Level.

0: the MEG Level 0

1: the MEG Level 1

2: the MEG Level 2

3: the MEG Level 3

4: the MEG Level 4

5: the MEG Level 5

6: the MEG Level 6

7: the MEG Level 7

Response Syntax

<MEG Id>

Example(s)

SOUR:DATA:TEL:SOAM:MODE Y1731

SOUR:DATA:TEL:SOAM:LOCal:MEG:LEVel 1

SOUR:DATA:TEL:SOAM:LOCal:MEG:LEVel?

Returns: 1

See Also

SOURce:DATA:TELecom:SOAM:TESt:FUNCtion?

:SOURce:DATA:TELecom:SOAM:LOCal:MEG:LEVel?

Description

This query returns the MEG Level.

At *RST condition, this value is 7.

Setup > Test Configurator > S-OAM / MPLS-TP OAM > Local Parameters - MEG Level

Syntax

:SOURce:DATA:TELecom:SOAM:LOCal:MEG:LEVel?

Response Syntax

<MEG Level>

Response(s)

MEG Level:

The response data syntax for the first parameter is defined as a <CHARACTER RESPONSE DATA> element.

Returns the MEG Level.

0, 0 is Selected as the MEG Level

1, 1 is Selected as the MEG Level

2, 2 is Selected as the MEG Level

3, 3 is Selected as the MEG Level

4, 4 is Selected as the MEG Level

5,5 is Selected as the MEG Level

6, 6 is Selected as the MEG Level

7, 7 is Selected as the MEG Level

Example(s)

SOUR:DATA:TEL:SOAM:MODE Y1731

SOUR:DATA:TEL:SOAM:LOCal:MEG:LEVel 1

SOUR:DATA:TEL:SOAM:LOCal:MEG:LEVel?

Returns: 1

See Also

SOURce:DATA:TELecom:SOAM:TESt:FUNCtion

:SOURce:DATA:TELecom:SOAM:LOCal:MEP:ID

Description

This command sets the local MEP ID.

At *RST condition, this value is set to 0x0001.

Setup > Test Configurator > S-OAM / MPLS-TP OAM > Local Parameters - MEP ID

Syntax

:SOURce:DATA:TELecom:SOAM:LOCal:MEP:ID[<wsp><MEP Id>]

Parameter(s)

MEP Id:

The program data syntax for the first parameter is defined as a <NONDECIMAL NUMERIC PROGRAM DATA> element.

Selects the Local MEP ID. The range for the MEP ID is from 0x0001 to 0x1FFF

Response Syntax

<MEG Level>

Example(s)

SOUR:DATA:TEL:SOAM:MODE Y1731

SOUR:DATA:TEL:SOAM:LOCal:MEP:ID #H15

SOUR:DATA:TEL:SOAM:LOCal:MEP:ID?

Returns: 21

See Also

SOURce:DATA:TELecom:SOAM:THReshold?

:SOURce:DATA:TELecom:SOAM:LOCal:MEP:ID?

Description

This query returns the Local MEP ID.

At *RST condition, this value is 1.

Setup > Test Configurator > S-OAM / MPLS-TP OAM > Local Parameters - MEP ID

Syntax

:SOURce:DATA:TELecom:SOAM:LOCal:MEP:ID?

Response Syntax

<MEP Id>

Response(s)

MEP Id:

The response data syntax for the first parameter is defined as a <NR1 NUMERIC RESPONSE DATA> element.

Returns the Local MEP Id values in integer format.

Example(s)

SOUR:DATA:TEL:SOAM:MODE Y1731

SOUR:DATA:TEL:SOAM:LOCal:MEP:ID #H15

SOUR:DATA:TEL:SOAM:LOCal:MEP:ID?

Returns: 21

See Also

SOURce:DATA:TELecom:SOAM:THReshold

:SOURce:DATA:TELecom:SOAM:MODE

Description

This command sets the OAM mode.

At *RST condition, this value is set to Y.1731 for S-OAM and G.8113.1 for MPLS-TP OAM.

Navigation Path: Setup > Test Configurator > S-OAM / MPLS-TP OAM > OAM Mode

Syntax

:SOURce:DATA:TELecom:SOAM:MODE[<wsp><Mode>]

Parameter(s)

Mode:

The program data syntax for the first parameter is defined as a <CHARACTER PROGRAM DATA> element.

Select S-OAM mode.

Y1731: Y.1731

AG8021: 802.1ag

MEF: MEF

G8113: G.8113.1

Response Syntax

<MEP Id>

Example(s)

SOUR:DATA:TEL:SOAM:MODE Y1731

SOUR:DATA:TEL:SOAM:MODE?

Returns: Y1731

See Also

SOURce:DATA:TELecom:SOAM:RESPonder:ENABle?

:SOURce:DATA:TELecom:SOAM:MODE?

Description

This query returns the OAM mode.

At *RST condition, this value is set to Y.1731 for S-OAM and G.8113.1 for MPLS-TP OAM.

Navigation Path: Setup > Test Configurator > S-OAM / MPLS-TP OAM > OAM Mode

Syntax

:SOURce:DATA:TELecom:SOAM:MODE?

Response Syntax

<Mode>

Response(s)

Mode:

The response data syntax for the first parameter is defined as a <CHARACTER RESPONSE DATA> element.

Returns the S-OAM mode.

Y1731, Y.1731 is selected as type of S-OAM mode

AG8021, 802.1ag is selected as type of S-OAM mode

MEF, MEF is selected as type of S-OAM mode

G8113, G.8113.1 is selected as type of S-OAM mode

Example(s)

SOUR:DATA:TEL:SOAM:MODE Y1731

SOUR:DATA:TEL:SOAM:MODE?

Returns: Y1731

See Also

SOURce:DATA:TELecom:SOAM:RESPonder:ENABle

:SOURce:DATA:TELecom:SOAM:MPLStp:ENABle

Description

This command enables/disables Label2/Label1/GAL.

At *RST condition, this value is ON.

Setup > Test Configurator > MPLS-TP OAM > MPLS-TP Label Stack - Label2/Label1/GAL

Syntax

:SOURce:DATA:TELecom:SOAM:MPLStp:ENABle <wsp><Type>, <Status>

Parameter(s)

Type:

The program data syntax for the first parameter is defined as a <CHARACTER PROGRAM DATA> element.

Selects Label name.

LABEL2: the Label2

LABEL1: the Label1

GAL: the GAL

Status:

The program data syntax for the second parameter is defined as a <BOOLEAN PROGRAM DATA> element.

Enables/disables:

ON: Enables

OFF: Disables

Response Syntax

<Mode>

Example(s)

SOUR:DATA:TEL:SOAM:MPLS:ENAB GAL,ON

See Also

SOURce:DATA:TELecom:SOAM:CCHeck:ADDRess:TYPe

:SOURce:DATA:TELecom:SOAM:MPLStp:ENABle?

Description

This query returns the on/off status of Label2/Label1/GAL.

At *RST condition, this value is ON.

Setup > Test Configurator > MPLS-TP OAM > MPLS-TP Label Stack - Label2/Label1/GAL

Syntax

:SOURce:DATA:TELecom:SOAM:MPLStp:ENABle? <wsp><Type>

Parameter(s)

Type:

The program data syntax for the first parameter is defined as a <CHARACTER PROGRAM DATA> element.

Selects Label name.

LABEL2: the Label2

LABEL1: the Label1

GAL: the GAL

Response Syntax

<Status>

Response(s)

Status:

The response data syntax for the first parameter is defined as a <BOOLEAN RESPONSE DATA> element.

Returns the enable/disable status:

1: Enabled

0: Disabled

Example(s)

SOUR:DATA:TEL:SOAM:MPLS:ENAB GAL,ON

SOUR:DATA:TEL:SOAM:MPLS:ENAB? GAL

Returns: 1

See Also

SOURce:DATA:TELecom:SOAM:CCHeck:PERiod?

:SOURce:DATA:TELecom:SOAM:MPLStp:LABel

Description

This command sets the label id value of Label2/Label1/GAL.

At *RST condition, this value is set to device dependant.

Setup > Test Configurator > MPLS-TP OAM > MPLS-TP Label Stack - Label2/Label1/GAL - Label

Syntax

:SOURce:DATA:TELecom:SOAM:MPLStp:LABel <wsp><Type>,[<value>]

Parameter(s)

Type:

The program data syntax for the first parameter is defined as a <CHARACTER PROGRAM DATA> element.

Selects Label name.

LABEL2: the Label2

LABEL1: the Label1

GAL: the GAL.

value:

The program data syntax for the second parameter is defined as a <DECIMAL NUMERIC PROGRAM DATA> element.

Sets the Label Id of Label2/Label1/GAL.

MAXimum: Biggest supported value

MINimum: Smallest supported value

DEFault: Default value

Response Syntax

<Status>

Example(s)

SOUR:DATA:TEL:SOAM:MPLS:LAB GAL,58

See Also

SOURce:DATA:TELecom:SOAM:CCHeck:PERiod

:SOURce:DATA:TELecom:SOAM:MPLStp:LABel?

Description

This query returns the label id value of Label2/Label1/GAL.

At *RST condition, this value is set to device dependant.

Setup > Test Configurator > MPLS-TP OAM > MPLS-TP Label Stack - Label2/Label1/GAL - Label

Syntax

:SOURce:DATA:TELecom:SOAM:MPLStp:LABel? <wsp><Type>,[<Value>]

Parameter(s)

Type:

The program data syntax for the first parameter is defined as a <CHARACTER PROGRAM DATA> element.

Selects Label name.

LABEL2: the Label2

LABEL1: the Label1

GAL: the GAL

Value:

The program data syntax for the second parameter is defined as a <CHARACTER PROGRAM DATA> element.

Sets the Label Id of Label2/Label1/GAL.

This parameter is optional. If no token is specified, the Label Id value is returned.

MAXimum: Biggest supported value

MINimum: Smallest supported value

Response Syntax

<Set>

Response(s)

Set:

The response data syntax for the first parameter is defined as a <NR1 NUMERIC RESPONSE DATA> element.

Returns the Label Id of Label2/Label1/GAL.

Example(s)

SOUR:DATA:TEL:SOAM:MPLS:LAB GAL,58

SOUR:DATA:TEL:SOAM:MPLS:LAB? GAL

Returns: 58

See Also

SOURce:DATA:TELecom:SOAM:FUNC:ADDRess:TYPe?

:SOURce:DATA:TELecom:SOAM:MPLStp:MODE

Description

This command sets the MPLS-TP mode.

At *RST condition, this value is set to PW.

Setup > Test Configurator > MPLS-TP OAM > MPLS-TP Label Stack - MPLS-TP Mode

Syntax

:SOURce:DATA:TELecom:SOAM:MPLStp:MODE[<wsp><Type>]

Parameter(s)

Type:

The program data syntax for the first parameter is defined as a <CHARACTER PROGRAM DATA> element.

Selects MPLS-TP mode

LSP: LSP.

PW: PW.

SECTION: SECTION.

Response Syntax

<Set>

Example(s)

SOUR:DATA:TEL:SOAM:MPLS:MODE LSP

See Also

SOURce:DATA:TELecom:SOAM:MODE

:SOURce:DATA:TELecom:SOAM:MPLStp:MODE?

Description

This query returns the MPLS-TP mode.

At *RST condition, this value is set to PW.

Setup > Test Configurator > MPLS-TP OAM > MPLS-TP Label Stack - MPLS-TP Mode

Syntax

:SOURce:DATA:TELecom:SOAM:MPLStp:MODE?

Response Syntax

<Mode>

Response(s)

Mode:

The response data syntax for the first parameter is defined as a <CHARACTER RESPONSE DATA> element.

Returns the MPLS-TP mode.

LSP, LSP is selected.

PW, PW is selected.

SECTION, SECTION is selected.

Example(s)

SOUR:DATA:TEL:SOAM:MPLS:MODE LSP

SOUR:DATA:TEL:SOAM:MPLS:MODE?

Returns: LSP

See Also

SOURce:DATA:TELecom:SOAM:MODE?

:SOURce:DATA:TELecom:SOAM:MPLStp:TC

Description

This command sets the TC value of Label2/Label1/GAL.

At *RST condition, this value is set to device dependant.

Setup > Test Configurator > MPLS-TP OAM > MPLS-TP Label Stack - Label2/Label1/GAL - TC

Syntax

:SOURce:DATA:TELecom:SOAM:MPLStp:TC <wsp><Type>,[<value>]

Parameter(s)

Type:

The program data syntax for the first parameter is defined as a <CHARACTER PROGRAM DATA> element.

Selects Label name.

LABEL2: the Label2

LABEL1: the Label1

GAL: the GAL

value:

The program data syntax for the second parameter is defined as a <DECIMAL NUMERIC PROGRAM DATA> element.

Sets the TC of Label2/Label1/GAL.

MAXimum: Biggest supported value

MINimum: Smallest supported value

Response Syntax

<Mode>

Example(s)

SOUR:DATA:TEL:SOAM:MPLS:TC GAL,5

See Also

SOURce:DATA:TELecom:SOAM:FUNC:ADDRess:TYPe

:SOURce:DATA:TELecom:SOAM:MPLStp:TC?

Description

This query returns the TC value of Label2/Label1/GAL.

At *RST condition, this value is set to device dependant.

Setup > Test Configurator > MPLS-TP OAM > MPLS-TP Label Stack - Label2/Label1/GAL - TC

Syntax

:SOURce:DATA:TELecom:SOAM:MPLStp:TC? <wsp><Type>,[<Value>]

Parameter(s)

Type:

The program data syntax for the first parameter is defined as a <CHARACTER PROGRAM DATA> element.

Selects Label name.

LABEL2: the Label2

LABEL1: the Label1

GAL: the GAL

Value:

The program data syntax for the second parameter is defined as a <CHARACTER PROGRAM DATA> element.

Sets the TC of Label2/Label1/GAL.

This parameter is optional. If no token is specified, the TC value is returned.

MAXimum: Biggest supported value

MINimum: Smallest supported value

Response Syntax

<Set>

Response(s)

Set:

The response data syntax for the first parameter is defined as a <NR1 NUMERIC RESPONSE DATA> element.

Returns the TC of Label2/Label1/GAL.

Example(s)

SOUR:DATA:TEL:SOAM:MPLS:TC GAL,5

SOUR:DATA:TEL:SOAM:MPLS:TC? GAL

Returns: 5

See Also

SOURce:DATA:TELecom:SOAM:FUNC:TX:RATE?

:SOURce:DATA:TELecom:SOAM:MPLStp:TTL

Description

This command sets the TTL value of Label2/Label1/GAL.

At *RST condition, this value is set to device dependant.

Setup > Test Configurator > MPLS-TP OAM > MPLS-TP Label Stack - Label2/Label1/GAL - TL

Syntax

:SOURce:DATA:TELecom:SOAM:MPLStp:TTL <wsp><Type>,[<value>]

Parameter(s)

Type:

The program data syntax for the first parameter is defined as a <CHARACTER PROGRAM DATA> element.

Selects Label name.

LABEL2: the Label2

LABEL1: the Label1

GAL: the GAL

value:

The program data syntax for the second parameter is defined as a <DECIMAL NUMERIC PROGRAM DATA> element.

Sets the TTL of Label2/Label1/GAL.

MAXimum: Biggest supported value

MINimum: Smallest supported value

Response Syntax

<Set>

Example(s)

SOUR:DATA:TEL:SOAM:MPLS:TTL GAL,158

See Also

SOURce:DATA:TELecom:SOAM:FUNCtion:TX:RATE

:SOURce:DATA:TELecom:SOAM:MPLStp:TTL?

Description

This query returns the TTL value of Label2/Label1/GAL.

At *RST condition, this value is set to device dependant.

Setup > Test Configurator > MPLS-TP OAM > MPLS-TP Label Stack - Label2/Label1/GAL - TL

Syntax

:SOURce:DATA:TELecom:SOAM:MPLStp:TTL? <wsp><Type>,[<Value>]

Parameter(s)

Type:

The program data syntax for the first parameter is defined as a <CHARACTER PROGRAM DATA> element.

Selects Label name.

LABEL2: the Label2

LABEL1: the Label1

GAL: the GAL

Value:

The program data syntax for the second parameter is defined as a <CHARACTER PROGRAM DATA> element.

Sets the TTL of Label2/Label1/GAL.

This parameter is optional. If no token is specified, the TTL value is returned.

MAXimum: Biggest supported value

MINimum: Smallest supported value

Response Syntax

<Set>

Response(s)

Set:

The response data syntax for the first parameter is defined as a <NR1 NUMERIC RESPONSE DATA> element.

Returns the TTL of Label2/Label1/GAL

Example(s)

SOUR:DATA:TEL:SOAM:MPLS:TTL GAL,158

SOUR:DATA:TEL:SOAM:MPLS:TTL? GAL

Returns: 158

See Also

SOURce:DATA:TELecom:SOAM:CCHeck:FUNCtion:ENABle

:SOURce:DATA:TELecom:SOAM:PEER:MEP:ID

Description

This command sets the peer MEP Id.

At *RST condition, this value is set to 0x0001.

Setup > Test Configurator > S-OAM / MPLS-TP OAM > Peer MEP Parameters - MEP ID

Syntax

:SOURce:DATA:TELecom:SOAM:PEER:MEP:ID[<wsp><MEP Id>]

Parameter(s)

MEP Id:

The program data syntax for the first parameter is defined as a <NONDECIMAL NUMERIC PROGRAM DATA> element.

Selects the Peer MEP ID. The range for the MEP ID is from 0x0001 to 0x1FFF

Response Syntax

<Set>

Example(s)

SOUR:DATA:TEL:SOAM:PEER:MEP:ID #H15

SOUR:DATA:TEL:SOAM:PEER:MEP:ID?

Returns: 21

See Also

SOURce:DATA:TELecom:SOAM:FUNC:FRAMe:COUNt?

:SOURce:DATA:TELecom:SOAM:PEER:MEP:ID?

Description

This query returns the peer MEP Id.

At *RST condition, this value is 1.

Setup > Test Configurator > S-OAM / MPLS-TP OAM > Peer MEP Parameters - MEP ID

Syntax

:SOURce:DATA:TELecom:SOAM:PEER:MEP:ID?

Response Syntax

<MEP Id>

Response(s)

MEP Id:

The response data syntax for the first parameter is defined as a <NR1 NUMERIC RESPONSE DATA> element.

Returns the Peer MEP Id values in integer format.

Example(s)

SOUR:DATA:TEL:SOAM:PEER:MEP:ID #H15

SOUR:DATA:TEL:SOAM:PEER:MEP:ID?

Returns: 21

See Also

SOURce:DATA:TELecom:SOAM:FUNC:FRAMe:COUNt

:SOURce:DATA:TELecom:SOAM:PEER:MEP:MAC:ADDRess

Description

This command sets the MAC Address.

At *RST condition, this value is set to 00:00:00:00:00:00.

Setup > Test Configurator > S-OAM > Peer MEP Parameters - MAC Address

Setup > Test Configurator > MPLS-TP OAM > Next Hop Router - MAC Address

Syntax

:SOURce:DATA:TELecom:SOAM:PEER:MEP:MAC:ADDRess[<wsp><Address>]

Parameter(s)

Address:

The program data syntax for the first parameter is defined as a <STRING PROGRAM DATA> element.

Selects the Peer MEP MAC address.

Response Syntax

<MEP Id>

Example(s)

SOUR:DATA:TEL:SOAM:PEER:MEP:MAC:ADDRess 00:00:00:FF:FF:CC

SOUR:DATA:TEL:SOAM:PEER:MEP:MAC:ADDRess?

Returns: 00:00:00:FF:FF:CC

See Also

SOURce:DATA:TELecom:SOAM:FUNC:TLV:TYPE?

:SOURce:DATA:TELecom:SOAM:PEER:MEP:MAC:ADDRess?

Description

This query returns the MAC Address.

At *RST condition, this value is 00:00:00:00:00:00.

Setup > Test Configurator > S-OAM > Peer MEP Parameters - MAC Address

Setup > Test Configurator > MPLS-TP OAM > Next Hop Router - MAC Address

Syntax

:SOURce:DATA:TELecom:SOAM:PEER:MEP:MAC:ADDRess?

Response Syntax

<Address>

Response(s)

Address:

The response data syntax for the first parameter is defined as a <STRING RESPONSE DATA> element.

Returns the Peer MEP MAC address.

Example(s)

SOUR:DATA:TEL:SOAM:PEER:MEP:MAC:ADDRess 00:00:00:FF:FF:CC

SOUR:DATA:TEL:SOAM:PEER:MEP:MAC:ADDRess?

Returns: 00:00:00:FF:FF:CC

See Also

SOURce:DATA:TELecom:SOAM:FUNC:TLV:TYPE

:SOURce:DATA:TELecom:SOAM:PEER:MEP:QUICk:PING

Description	This command starts Quick ping. This command is an event and is not associated with an *RST condition. Setup > Test Configurator > S-OAM / MPLS-TP OAM > Peer MEP Parameters - OAM Quick Ping
Syntax	:SOURce:DATA:TELecom:SOAM:PEER:MEP:QUICk:PING
Response Syntax	<Address>
Example(s)	SOUR:DATA:TEL:SOAM:PEER:MEP:QUICk:PING SENS:DATA:TEL:SOAM:PEER:MEP:QUICk:PING? Returns: INPROGRESS
See Also	SENSe:DATA:TELecom:SOAM:PEER:MEP:QUICk:PING? SOURce:DATA:TELecom:SOAM:FUNC:FRAMe:PERiod?

:SOURce:DATA:TELecom:SOAM:RESPonder:ENABle

Description

This command enables/disables the OAM Responder

At *RST condition, this value is ON.

Navigation Path: Setup > Test Configurator > S-OAM / MPLS-TP OAM > S-OAM / MPLS-TP OAM Responder

Syntax

:SOURce:DATA:TELecom:SOAM:RESPonder:ENABle <wsp><Status>

Parameter(s)

Status:

The program data syntax for the first parameter is defined as a <BOOLEAN PROGRAM DATA> element.

Enables/disables:

ON: Enables

OFF: Disables

Response Syntax

<Address>

Example(s)

SOUR:DATA:TEL:SOAM:RESPonder:ENABle ON

SOUR:DATA:TEL:SOAM:RESPonder:ENABle?

Returns: 1

See Also

SOURce:DATA:TELecom:SOAM:MODE?

:SOURce:DATA:TELecom:SOAM:RESPonder:ENABle?

Description

This query returns the on/off status of the OAM Responder

At *RST condition, this value is ON.

Navigation Path: Setup > Test Configurator > S-OAM / MPLS-TP OAM > S-OAM / MPLS-TP OAM Responder

Syntax

:SOURce:DATA:TELecom:SOAM:RESPonder:ENABle?

Response Syntax

<Status>

Response(s)

Status:

The response data syntax for the first parameter is defined as a <BOOLEAN RESPONSE DATA> element.

Returns the enable/disable status:

1: Enabled

0: Disabled

Example(s)

SOUR:DATA:TEL:SOAM:RESPonder:ENABle ON

SOUR:DATA:TEL:SOAM:RESPonder:ENABle?

Returns: 1

See Also

SOURce:DATA:TELecom:SOAM:MODE

:SOURce:DATA:TELecom:SOAM:RESolve:MAC:ENABle

Description

This command enables/disables Resolve MAC address.

At *RST condition, this value is OFF.

Navigation Path: Setup > Test Configurator > S-OAM / MPLS-TP OAM > Next Hop Router - Resolve MAC address

Syntax

:SOURce:DATA:TELecom:SOAM:RESolve:MAC:ENABle <wsp><Status>

Parameter(s)

Status:

The program data syntax for the first parameter is defined as a <BOOLEAN PROGRAM DATA> element.

Enables/disables:

ON: Enables

OFF: Disables

Response Syntax

<Status>

Example(s)

SOUR:DATA:TEL:SOAM:RES:MAC:ENAB ON

See Also

SOURce:DATA:TELecom:SOAM:MODE

:SOURce:DATA:TELecom:SOAM:RESolve:MAC:ENABle?

Description

This query returns the on/off status of Resolve MAC address.

At *RST condition, this value is OFF.

Navigation Path: Setup > Test Configurator > S-OAM / MPLS-TP OAM > Next Hop Router - Resolve MAC address

Syntax

:SOURce:DATA:TELecom:SOAM:RESolve:MAC:ENABle?

Response Syntax

<Status>

Response(s)

Status:

The response data syntax for the first parameter is defined as a <BOOLEAN RESPONSE DATA> element.

Returns the enable/disable status:

1: Enabled

0: Disabled

Example(s)

SOUR:DATA:TEL:SOAM:RES:MAC:ENAB ON

SOUR:DATA:TEL:SOAM:RES:MAC:ENAB?

Returns: 1

See Also

SOURce:DATA:TELecom:SOAM:MODE?

:SOURce:DATA:TELecom:SOAM:TEST:FUNCtion

Description

This command sets the functional requirements for the Test function.

At *RST condition, this value is set to Loopback.

Setup > Test Configurator > S-OAM / MPLS-TP OAM > Test Function - Function

Syntax

:SOURce:DATA:TELecom:SOAM:TEST:FUNCtion[<wsp><Type>]

Parameter(s)

Type:

The program data syntax for the first parameter is defined as a <CHARACTER PROGRAM DATA> element.

Select Test Function type.

LOOPBACK

TEST

FRAMEDELAY

FRAMELOSS

SYNTHETICLOSS

Response Syntax

<Status>

Example(s)

SOUR:DATA:TEL:SOAM:TESt:FUNCtion FRAMELOSS

SOUR:DATA:TEL:SOAM:TESt:FUNCtion?

Returns: FRAMELOSS

See Also

SOURce:DATA:TELecom:SOAM:LOCal:MEG:LEVel?

:SOURce:DATA:TELecom:SOAM:TEST:FUNCtion?

Description

This command sets the functional requirements for the Test function.

At *RST condition, this value is set to Loopback.

Setup > Test Configurator > S-OAM / MPLS-TP OAM > Test Function - Function

Syntax

:SOURce:DATA:TELecom:SOAM:TEST:FUNCtion?

Response Syntax

<Type>

Response(s)

Type:

The response data syntax for the first parameter is defined as a <CHARACTER RESPONSE DATA> element.

Returns Test Function type.

LOOPBACK, LOOPBACK is selected as type of Test Function

TEST, TEST is selected as type of Test Function

FRAMEDELAY, FRAMEDELAY is selected as type of Test Function

FRAMELOSS, FRAMELOSS is selected as type of Test Function

SYNTHETICLOSS,SYNTHETICLOSS is selected as type of Test Function

Example(s)

SOUR:DATA:TEL:SOAM:TESt:FUNCtion FRAMELOSS

SOUR:DATA:TEL:SOAM:TESt:FUNCtion?

Returns: FRAMELOSS

See Also

SOURce:DATA:TELecom:SOAM:LOCal:MEG:LEVel

Thresholds (S-OAM)

:SOURce:DATA:TELecom:SOAM:THReshold

Description

This command sets the threshold values

At *RST condition, the threshold values are 50.0 ms for Frame Dealy, 10.0% for Frame Loss, and 10.0% for Synthetic Loss.

Navigation Path: Setup > Test Configurator > Setup > S-OAM > S-OAM or MPLS-TP OAM > Thresholds

Syntax

:SOURce:DATA:TELecom:SOAM:THReshold <wsp><Type>, <Value>

Parameter(s)

Type:

The program data syntax for the first parameter is defined as a <CHARACTER PROGRAM DATA> element.

Select Threshold type.

FRAMEDELAY: Frame Delay Threshold

FRAMELOSS: Frame Loss Threshold

SYNTHETICLOSS: Synthetic Loss Threshold

Value:

The program data syntax for the second parameter is defined as a <DECIMAL NUMERIC PROGRAM DATA> element.

Selects the threshold value.

MAXimum: Biggest supported value

MINimum: Smallest supported value

DEFault: Default value

Response Syntax

<Llayer>

Example(s)

SOUR:DATA:TEL:SOAM:THReshold FRAMEDELAY, 20

SOUR:DATA:TEL:SOAM:THReshold? FRAMEDELAY

Returns: 20

See Also

SOURce:DATA:TELecom:SOAM:LOCal:MEG:ID?

:SOURce:DATA:TELecom:SOAM:THReshold?

Description

This query returns the threshold values

At *RST condition, the threshold values are 50.0 ms for Frame Dealy, 10.0% for Frame Loss, and 10.0% for Synthetic Loss.

Navigation Path: Setup > Test Configurator > Setup > S-OAM > S-OAM or MPLS-TP OAM > Thresholds

Syntax

:SOURce:DATA:TELecom:SOAM:THReshold? <wsp><Type>,[<Value>]

Parameter(s)

Type:

The program data syntax for the first parameter is defined as a <CHARACTER PROGRAM DATA> element.

Select Threshold type.

FRAMEDELAY: Frame Delay Threshold

FRAMELOSS: Frame Loss Threshold

SYNTHETICLOSS: Synthetic Loss Threshold

Value:

The program data syntax for the second parameter is defined as a <CHARACTER PROGRAM DATA> element.

Returns threshold value.

This parameter is optional. If no token is specified, the threshold value is returned.

MAXimum: Biggest supported value

MINimum: Smallest supported value

Response Syntax

<value>

Response(s)

value:

The response data syntax for the first parameter is defined as a <NR2 NUMERIC RESPONSE DATA> element.

Returns the threshold value.

Example(s)

SOUR:DATA:TEL:SOAM:THReshold FRAMEDELAY, 20

SOUR:DATA:TEL:SOAM:THReshold? FRAMEDELAY

Returns: 21

See Also

SOURce:DATA:TELecom:SOAM:LOCal:MEG:ID

RFC 6349

:FETCh:DATA:TELecom:ETHernet:RFC:EWORx:RID?

Description	This query returns the ID (name) of the remote. At *RST, this value is device dependent. Navigation Path: Setup > Test Configurator > RFC 6349 > Graphic (Remote module ID)
Syntax	:FETCh:DATA:TELecom:ETHernet:RFC:EWORx:RID?
Response Syntax	<Remote ID>
Response(s)	**Remote ID**: The response data syntax for the first parameter is defined as a <STRING RESPONSE DATA> element. Returns the Remote ID
Example(s)	FETC:DATA:TEL:ETH:RFC:EWOR:RID? Returns the remote's ID
See Also	FETCh:DATA:TELecom:ETHernet:RFC:EWORx:RID?

:FETCh:DATA:TELecom:ETHernet:RFC:EWORx:RSTAte?

Description	This query returns the state of the remote. At *RST, this value is device dependent. Navigation Path: Setup > Test Configurator > RFC 6349 > Graphic (Remote Status)
Syntax	:FETCh:DATA:TELecom:ETHernet:RFC:EWORx:RSTAte?
Response Syntax	<State>
Response(s)	**State**: The response data syntax for the first parameter is defined as a <CHARACTER RESPONSE DATA> element. Returns the Remote state
Example(s)	FETC:DATA:TEL:ETH:RFC:EWOR:RSTA? Returns the remote's state
See Also	FETCh:DATA:TELecom:ETHernet:RFC:EWORx:RSTAte?

:FETCh:DATA:TELecom:ETHernet:RFC:NATDiscovery:LWIPaddress?

Description	This query returns the WAN IP of the local unit. At *RST, this value is device dependent. Navigation Path: Setup > Test Configurator > RFC 6349 > Graphic (WAN IP address)
Syntax	:FETCh:DATA:TELecom:ETHernet:RFC:NATDiscovery:LWIPaddress?
Response Syntax	<IP Address>
Response(s)	**IP Address**: The response data syntax for the first parameter is defined as a <STRING RESPONSE DATA> element. Returns the Local WAN IP Address
Example(s)	FETC:DATA:TEL:ETH:RFC:NATD:LWIP? Returns the local's WAN IP Address
See Also	FETCh:DATA:TELecom:ETHernet:RFC:NATDiscovery:RWIPaddress?

:FETCh:DATA:TELecom:ETHernet:RFC:NATDiscovery:STATus?

Description	This query returns the NAT discovery status. At *RST, this value is device dependent. Navigation Path: Setup > Test Configurator > RFC 6349 > Graphic (NAT discovery status)
Syntax	:FETCh:DATA:TELecom:ETHernet:RFC:NATDiscovery:STATus?
Response Syntax	<Nat Status>
Response(s)	**Nat Status**: The response data syntax for the first parameter is defined as a <CHARACTER RESPONSE DATA> element. Returns NAT discovery status
Example(s)	FETC:DATA:TEL:ETH:RFC:NATD:STAT? Returns the NAT discovery status
See Also	FETCh:DATA:TELecom:ETHernet:RFC:NATDiscovery:STATus?

:SOURce:DATA:TELecom:ETHernet:RFC:CIR

Description

This command sets the CIR for RFC 6349 test application.

At *RST, this value is set to 1.0

Navigation Path: Setup > RFC 6349 > Test Configurator > RFC 6349 > CIR

Syntax

:SOURce:DATA:TELecom:ETHernet:RFC:CIR <wsp><Direction>, <CIR>

Parameter(s)

Direction:

The program data syntax for the first parameter is defined as a <CHARACTER PROGRAM DATA> element.

Selects the Direction.

LTORemote: Local to Remote

RTOLocal: Remote to Local

CIR:

The program data syntax for the second parameter is defined as a <DECIMAL NUMERIC PROGRAM DATA> element.

Sets the CIR

MAXimum: Biggest supported value

MINimum: Smallest supported value

DEFault: Default value

Response Syntax

<Nat Status>

Example(s)

SOUR:DATA:TEL:ETH:RFC:CIR LTOR, 2.2

See Also

SOURce:DATA:TELecom:ETHernet:RFC:TOSDs

:SOURce:DATA:TELecom:ETHernet:RFC:CIR?

Description

This query returns the CIR for RFC 6349 test application.

At *RST, this value is set to 1.0

Navigation Path: Setup > RFC 6349 > Test Configurator > RFC 6349 > CIR

Syntax

:SOURce:DATA:TELecom:ETHernet:RFC:CIR? <wsp><Direction>,[<CIR>]

Parameter(s)

Direction:

The program data syntax for the first parameter is defined as a <CHARACTER PROGRAM DATA> element.

Selects the Direction.

(For DTS used both LTOR and RTOL as direction, for Non DTS use LTOR as direction)

LTORemote: Local to Remote

RTOLocal: Remote to Local

CIR:

The program data syntax for the second parameter is defined as a <CHARACTER PROGRAM DATA> element.

This parameter is optional. If no token is specified, the current CIR is returned.

MAXimum: Biggest supported value

MINimum: Smallest supported value

DEFault: Default value

Response Syntax

<CIR>

Response(s)

CIR:

The response data syntax for the first parameter is defined as a <NR2 NUMERIC RESPONSE DATA> element.

Returns the CIR value.

Example(s)

SOUR:DATA:TEL:ETH:RFC:CIR LTOR, 2.2

SOUR:DATA:TEL:ETH:RFC:CIR? LTOR

Returns 2.2

See Also

SOURce:DATA:TELecom:ETHernet:RFC:TOSDs?

:SOURce:DATA:TELecom:ETHernet:RFC:DIRection

Description

This command selects the direction for RFC 6349 test application

At *RST, this value is set to BIDIRECTIONAL.

Navigation Path: Setup > RFC 6349 > Test Configurator > RFC 6349 > Direction

Syntax

:SOURce:DATA:TELecom:ETHernet:RFC:DIRection <wsp><Direction>

Parameter(s)

Direction:

The program data syntax for the first parameter is defined as a <CHARACTER PROGRAM DATA> element.

Selects the direction

BIDIRECTIONAL: Bidirectional

LTORemote: Local to Remote

RTOLocal: Remote to Local

Response Syntax

<CIR>

Example(s)

SOUR:DATA:TEL:ETH:RFC:DIR LTOR

See Also

SOURce:DATA:TELecom:ETHernet:RFC:TCP:SERPort

:SOURce:DATA:TELecom:ETHernet:RFC:DIRection?

Description

This query returns the direction for RFC 6349 test application.

At *RST, this value is set to BIDIRECTIONAL.

Navigation Path: Setup > RFC 6349 > Test Configurator > RFC 6349 > Direction

Syntax

:SOURce:DATA:TELecom:ETHernet:RFC:DIRection?

Response Syntax

<Direction>

Response(s)

Direction:

The response data syntax for the first parameter is defined as a <CHARACTER RESPONSE DATA> element.

Returns the direction

BIDIRECTIONAL: Bidirectional

LTOR: Local to Remote

RTOL: Remote to Local

Example(s)

SOUR:DATA:TEL:ETH:RFC:DIR LTOR

SOUR:DATA:TEL:ETH:RFC:DIR?

Returns LTOR

See Also

SOURce:DATA:TELecom:ETHernet:RFC:TCP:SERPort?

:SOURce:DATA:TELecom:ETHernet:RFC:MAX:MTU

Description

This command sets the Max MTU value

At *RST, this value is set to 1500

Navigation Path: Setup > RFC 6349 > Test Configurator > RFC 6349 > Max MTU

Syntax

:SOURce:DATA:TELecom:ETHernet:RFC:MAX:MTU <wsp><Value>

Parameter(s)

Value:

The program data syntax for the first parameter is defined as a <DECIMAL NUMERIC PROGRAM DATA> element.

Sets the Max MTU value.

MAXimum: Biggest supported value

MINimum: Smallest supported value

DEFault: Default value

Response Syntax

<Direction>

Example(s)

SOUR:DATA:TEL:ETH:RFC:MAX:MTU 1080

See Also

SOURce:DATA:TELecom:ETHernet:RFC:PATH:MTU:DISCovery

:SOURce:DATA:TELecom:ETHernet:RFC:MAX:MTU?

Description

This query returns the Max MTU for RFC 6349 test application.

At *RST, this value is set to 1500

Navigation Path: Setup > RFC 6349 > Test Configurator > RFC 6349 > Max MTU

Syntax

:SOURce:DATA:TELecom:ETHernet:RFC:MAX:MTU?[<wsp><Value>]

Parameter(s)

Value:

The program data syntax for the first parameter is defined as a <CHARACTER PROGRAM DATA> element.

This parameter is optional. If no token is specified, the current MTU value is returned.

MAXimum: Biggest supported value

MINimum: Smallest supported value

DEFault: Default value

Response Syntax

<Value>

Response(s)

Value:

The response data syntax for the first parameter is defined as a <NR1 NUMERIC RESPONSE DATA> element.

Returns the Max MTU value.

Example(s)

SOUR:DATA:TEL:ETH:RFC:MAX:MTU 1080

SOUR:DATA:TEL:ETH:RFC:MAX:MTU? Returns 1080

See Also

SOURce:DATA:TELecom:ETHernet:RFC:PATH:MTU:DISCovery?

:SOURce:DATA:TELecom:ETHernet:RFC:MULTiple:CONNections

Description	This command enable disables Multiple connections At *RST, this value is set to 1 Navigation Path: Setup > RFC 6349 > Test Configurator > RFC 6349 > Multiple Connections
Syntax	:SOURce:DATA:TELecom:ETHernet:RFC:MULTiple:CONNections <wsp><Status>
Parameter(s)	**Status**: The program data syntax for the first parameter is defined as a <BOOLEAN PROGRAM DATA> element. Enable/disable the Multiple connections ON: Enables the Multiple connections OFF: Disables the Multiple connections
Response Syntax	<Value>
Example(s)	SOUR:DATA:TEL:ETH:RFC:MULT:CONN ON
See Also	SOURce:DATA:TELecom:ETHernet:RFC:OPERation:MODe

:SOURce:DATA:TELecom:ETHernet:RFC:MULTiple:CONNections?

Description	This query returns status of Multiple connection At *RST, this value is set to 1 Navigation Path: Setup > RFC 6349 > Test Configurator > RFC 6349 > Multiple Connections
Syntax	:SOURce:DATA:TELecom:ETHernet:RFC:MULTiple:CONNections?
Response Syntax	<Status>
Response(s)	**Status**: The response data syntax for the first parameter is defined as a <BOOLEAN RESPONSE DATA> element. Returns the Multiple connection status 1, Multiple connection is enabled. 0, Multiple connection is disabled.
Example(s)	SOUR:DATA:TEL:ETH:RFC:MULT:CONN ON SOUR:DATA:TEL:ETH:RFC:MULT:CONN? Returns 1
See Also	SOURce:DATA:TELecom:ETHernet:RFC:OPERation:MODe?

:SOURce:DATA:TELecom:ETHernet:RFC:OPERation:MODe

Description

This command selects the operation mode for RFC 6349 test application.

At *RST, this value is set to Dual Test Set.

Navigation Path: RFC 6349 > Test Configurator > RFC 6349 > Operation mode

Syntax

:SOURce:DATA:TELecom:ETHernet:RFC:OPERation:MODe <wsp><Mode>

Parameter(s)

Mode:

The program data syntax for the first parameter is defined as a <CHARACTER PROGRAM DATA> element.

Selects the operation mode

DTS: Dual test set

EXFOWORXinterop: EXFO | Worx Interop

Response Syntax

<Status>

Example(s)

SOUR:DATA:TEL:ETH:RFC:OPER:MOD DTS

See Also

SOURce:DATA:TELecom:ETHernet:RFC:DIRection

:SOURce:DATA:TELecom:ETHernet:RFC:OPERation:MODe?

Description

This query returns the operation mode for RFC 6349 test application.

At *RST, this value is set to Dual Test Set.

Navigation Path: Setup > RFC 6349 > Test Configurator > RFC 6349 > Operation mode

Syntax

:SOURce:DATA:TELecom:ETHernet:RFC:OPERation:MODe?

Response Syntax

<Mode>

Response(s)

Mode:

The response data syntax for the first parameter is defined as a <CHARACTER RESPONSE DATA> element.

Returns the Operation mode

DTS: Dual test set

EXFOWORX: EXFO | Worx Interop

Example(s)

SOUR:DATA:TEL:ETH:RFC:OPER:MOD DTS

SOUR:DATA:TEL:ETH:RFC:OPER:MOD?

Returns DTS

See Also

SOURce:DATA:TELecom:ETHernet:RFC:DIRection?

:SOURce:DATA:TELecom:ETHernet:RFC:PATH:MTU:DISCovery

Description

This command sets the status for Path MTU discovery.

At *RST, this value is set to ON.

Navigation Path: Setup > RFC 6349 > Test Configurator > RFC 6349 > Path MTU Discovery

Syntax

:SOURce:DATA:TELecom:ETHernet:RFC:PATH:MTU:DISCovery <wsp><Status>

Parameter(s)

Status:

The program data syntax for the first parameter is defined as a <BOOLEAN PROGRAM DATA> element.

Enable/disable the Path MTU Discovery.

ON: Enables the Path MTU Discovery.

OFF: Disables the Path MTU Discovery.

Response Syntax

<Mode>

Example(s)

SOUR:DATA:TEL:ETH:RFC:PATH:MTU:DISC ON

See Also

SOURce:DATA:TELecom:ETHernet:RFC:MAX:MTU

:SOURce:DATA:TELecom:ETHernet:RFC:PATH:MTU:DISCovery?

Description	This query returns the status for Path MTU discovery. At *RST, this value is set to 0 Navigation Path: Setup > RFC 6349 > Test Configurator > RFC 6349 > Path MTU Discovery
Syntax	:SOURce:DATA:TELecom:ETHernet:RFC:PATH:MTU:DISCovery?
Response Syntax	<Status>
Response(s)	**Status**: The response data syntax for the first parameter is defined as a <BOOLEAN RESPONSE DATA> element. Returns the Path MTU Discovery status. 1, Path MTU Discovery is enabled. 0, Path MTU Discovery is disabled.
Example(s)	SOUR:DATA:TEL:ETH:RFC:PATH:MTU:DISC ON SOUR:DATA:TEL:ETH:RFC:PATH:MTU:DISC? Returns 1
See Also	SOURce:DATA:TELecom:ETHernet:RFC:MAX:MTU?

:SOURce:DATA:TELecom:ETHernet:RFC:REMOte:ADDRess:IP

Description

This command set the remote IP for the EXFO | Worx Interop operation mode of RFC 6349 test application.

At *RST, this value is set to Dual Test Set.

Navigation Path: Setup > Test Configurator > RFC 6349 > Remote IP Address

Syntax

:SOURce:DATA:TELecom:ETHernet:RFC:REMOte:ADDRess:IP <wsp><IP Address>

Parameter(s)

IP Address:

The program data syntax for the first parameter is defined as a <STRING PROGRAM DATA> element.

Set the Remote IP Address

Response Syntax

<Status>

Example(s)

SOUR:DATA:TEL:ETH:RFC:REMO:ADDR:IP 1.2.3.4

SOUR:DATA:TEL:ETH:RFC:ADDR:IP? Return 1.2.3.4

See Also

SOURce:DATA:TELecom:ETHernet:RFC:REMOte:ADDRess:IP

:SOURce:DATA:TELecom:ETHernet:RFC:REMOte:ADDRess:IP?

Description	This query returns the remote IP for the EXFO | Worx Interop operation mode of RFC 6349 test application. At *RST, this value is set to Dual Test Set. Navigation Path: Setup > Test Configurator > RFC 6349 > Remote IP address
Syntax	:SOURce:DATA:TELecom:ETHernet:RFC:REMOte:ADDRess:IP?
Response Syntax	<IP Address>
Response(s)	**IP Address**: The response data syntax for the first parameter is defined as a <STRING RESPONSE DATA> element. Returns the Remote IP Address DTS: Dual test set IPREF
Example(s)	SOUR:DATA:TEL:ETH:RFC:REMO:ADDR:IP? Returns remote's IP address
See Also	SOURce:DATA:TELecom:ETHernet:RFC:REMOte:ADDRess:IP?

:SOURce:DATA:TELecom:ETHernet:RFC:REMOte:PORT

Description

This command set the TCP port number of RFC 6349 test application.

At *RST, this value is set to 50201.

Navigation Path: Setup > Test Configurator > RFC 6349 > TCP Port

Syntax

:SOURce:DATA:TELecom:ETHernet:RFC:REMOte:PORT <wsp><Port Number>

Parameter(s)

Port Number:

The program data syntax for the first parameter is defined as a <DECIMAL NUMERIC PROGRAM DATA> element.

Set the Remote Port Number

MAXimum: Biggest supported value

MINimum: Smallest supported value

DEFault: Default value

Response Syntax

<IP Address>

Example(s)

SOUR:DATA:TEL:ETH:RFC:REMO:PORT 56789

SOUR:DATA:TEL:ETH:RFC:REMO:PORT? Return 56789

See Also

SOURce:DATA:TELecom:ETHernet:RFC:REMOte:PORT

:SOURce:DATA:TELecom:ETHernet:RFC:REMOte:PORT?

Description

This query returns the TCP port number of RFC 6349 test application.

At *RST, this value is set to 50201.

Navigation Path: Setup > Test Configurator > RFC 6349 > TCP Port

Syntax

:SOURce:DATA:TELecom:ETHernet:RFC:REMOte:PORT?[<wsp><Port Number>]

Parameter(s)

Port Number:

The program data syntax for the first parameter is defined as a <CHARACTER PROGRAM DATA> element.

This parameter is optional. If no token is specified, the current TCP port number is returned.

MAXimum: Biggest supported value

MINimum: Smallest supported value

DEFault: Default value

Response Syntax

<Port Number>

Response(s)

Port Number:

The response data syntax for the first parameter is defined as a <NR1 NUMERIC RESPONSE DATA> element.

Returns the Remote port number

DTS: Dual test set

IPREF

Example(s)

SOUR:DATA:TEL:ETH:RFC:REMO:PORT?

Returns remote's port number

See Also

SOURce:DATA:TELecom:ETHernet:RFC:REMOte:PORT?

:SOURce:DATA:TELecom:ETHernet:RFC:RESTore:DEFault

Description

This command restore defaults the RFC 6349 values.

This is a action commands and has no default value.

Navigation Path: Setup > RFC 6349 > Test Configurator > RFC 6349 > Restore RFC 6349 Defaults.

Syntax

:SOURce:DATA:TELecom:ETHernet:RFC:RESTore:DEFault

Response Syntax

<Port Number>

Example(s)

SOUR:DATA:TEL:ETH:RFC:REST:DEF

See Also

SOURce:DATA:TELecom:OTN:REStore:DEFault

SOURce:DATA:TELecom:ETHernet:ESAM:RESTore:DEFault

SOURce:DATA:TELecom:ETHernet:STReam:GLOBal:RESTore:DEFault

SOURce:DATA:TELecom:RESTore:DEFault

:SOURce:DATA:TELecom:ETHernet:RFC:TCP:SERPort

Description

This command sets the TCP server port for RFC 6349 test application.

At *RST, this value is set to 50201.

Navigation Path: Setup > RFC 6349 > Test Configurator > RFC 6349 > TCP Server port

Syntax

:SOURce:DATA:TELecom:ETHernet:RFC:TCP:SERPort <wsp><Direction>, <TCP server port>

Parameter(s)

Direction:

The program data syntax for the first parameter is defined as a <CHARACTER PROGRAM DATA> element.

Selects the Direction.

LTORemote: Local to Remote

RTOLocal: Remote to Local

TCP server port:

The program data syntax for the second parameter is defined as a <DECIMAL NUMERIC PROGRAM DATA> element.

Sets the TCP server port value

MAXimum: Biggest supported value

MINimum: Smallest supported value

DEFault: Default value

Response Syntax

<Port Number>

Example(s)

SOUR:DATA:TEL:ETH:RFC:TCP:SERP 24

See Also

SOURce:DATA:TELecom:ETHernet:RFC:OPERation:MODe

:SOURce:DATA:TELecom:ETHernet:RFC:TCP:SERPort?

Description

This query returns the direction for RFC 6349 test application.

At *RST, this value is set to 50201

Navigation Path: Setup > RFC 6349 > Test Configurator > RFC 6349 > TCP Server port

Syntax

:SOURce:DATA:TELecom:ETHernet:RFC:TCP:SERPort? <wsp><Direction>,[<Value>]

Parameter(s)

Direction:

The program data syntax for the first parameter is defined as a <CHARACTER PROGRAM DATA> element.

Selects the Direction.

(For DTS used both LTOR and RTOL as direction, for Non DTS use LTOR as direction)

LTORemote: Local to Remote

RTOLocal: Remote to Local

Value:

The program data syntax for the second parameter is defined as a <CHARACTER PROGRAM DATA> element.

Selects the port number.

MAXimum: Biggest supported value

MINimum: Smallest supported value

DEFault: Default value

Response Syntax

<TCP server port>

Response(s)

TCP server port:

The response data syntax for the first parameter is defined as a <NR1 NUMERIC RESPONSE DATA> element.

Returns the TCP server port value.

Example(s)

SOUR:DATA:TEL:ETH:RFC:TCP:SERP 24

SOUR:DATA:TEL:ETH:RFC:TCP:SERP?

Returns 24

See Also

SOURce:DATA:TELecom:ETHernet:RFC:OPERation:MODe?

:SOURce:DATA:TELecom:ETHernet:RFC:TCP:THRoughput:DURation

Description	This command sets the TCP Throughput duration. At *RST, this value is set to 00d:00:01:00 Navigation Path: Setup > RFC 6349 > Test Configurator > RFC 6349 > TCP Throughput > Duration
Syntax	:SOURce:DATA:TELecom:ETHernet:RFC:TCP:THRoughput:DURation <wsp><Duration>
Parameter(s)	**Duration**: The program data syntax for the first parameter is defined as a <STRING PROGRAM DATA> element. Sets the TCP throughput duration. Format is 00d:hh:mm:ss
Response Syntax	<TCP server port>
Example(s)	SOUR:DATA:TEL:ETHernet:RFC:TCP:THR:DUR 00d:00:01:01
See Also	SOURce:DATA:TELecom:ETHernet:RFC:TCP:THRoughput:THReshold

:SOURce:DATA:TELecom:ETHernet:RFC:TCP:THRoughput:DURation?

Description	This query returns the TCP Throughput duration. At *RST, this value is set to 00d:00:01:00 Navigation Path: Setup > RFC 6349 > Test Configurator > RFC 6349 > TCP Throughput > Duration
Syntax	:SOURce:DATA:TELecom:ETHernet:RFC:TCP:THRoughput:DURation?
Response Syntax	<Duration>
Response(s)	**Duration**: The response data syntax for the first parameter is defined as a <STRING RESPONSE DATA> element. Returns the TCP Throughput duration
Example(s)	SOUR:DATA:TEL:ETHernet:RFC:TCP:THR:DUR 00d:00:01:01 SOUR:DATA:TEL:ETHernet:RFC:TCP:THR:DUR? Returns 00d:00:01:01
See Also	SOURce:DATA:TELecom:ETHernet:RFC:TCP:THRoughput:THReshold?

:SOURce:DATA:TELecom:ETHernet:RFC:TCP:THRoughput:THReshold

Description

This command sets the TCP Throughput Threshold.

At *RST, this value is set to 95.0

Navigation Path: Setup > RFC 6349 > Test Configurator > RFC 6349 > TCP Throughput > Threshold(%)

Navigation Path: Results > Summary > TCP Throughput > TCP Throughput Threshold

Syntax

:SOURce:DATA:TELecom:ETHernet:RFC:TCP:THRoughput:THReshold <wsp><Threshold>

Parameter(s)

Threshold:

The program data syntax for the first parameter is defined as a <DECIMAL NUMERIC PROGRAM DATA> element.

Sets the TCP Throughput Threshold.

MAXimum: Biggest supported value

MINimum: Smallest supported value

DEFault: Default value

Response Syntax

<Duration>

Example(s)

SOUR:DATA:TEL:ETH:RFC:TCP:THR:THR 20.2

See Also

SOURce:DATA:TELecom:ETHernet:RFC:TCP:THRoughput:DURation

:SOURce:DATA:TELecom:ETHernet:RFC:TCP:THRoughput:THReshold?

Description

This query returns the TCP Throughput Threshold.

At *RST, this value is set to 95.0

Navigation Path: Setup > RFC 6349 > Test Configurator > RFC 6349 > TCP Throughput > Threshold(%)

Navigation Path: Results > Summary > TCP Throughput > TCP Throughput Threshold

Syntax

:SOURce:DATA:TELecom:ETHernet:RFC:TCP:THRoughput:THReshold?[<wsp><Threshold>]

Parameter(s)

Threshold:

The program data syntax for the first parameter is defined as a <CHARACTER PROGRAM DATA> element.

This parameter is optional. If no token is specified, the current TCP Throughput Threshold is returned.

MAXimum: Biggest supported value

MINimum: Smallest supported value

DEFault: Default value

Response Syntax

<Threshold>

Response(s)

Threshold:

The response data syntax for the first parameter is defined as a <NR2 NUMERIC RESPONSE DATA> element.

Returns the Threshold value.

Example(s)

SOUR:DATA:TEL:ETH:RFC:TCP:THR:THR 20.2

SOUR:DATA:TEL:ETH:RFC:TCP:THR:THR? Returns 20.2

See Also

SOURce:DATA:TELecom:ETHernet:RFC:TCP:THRoughput:DURation?

:SOURce:DATA:TELecom:ETHernet:RFC:TCP:THRoughput:VERDict

Description	This command enabe disables the TCP Throughput Verdict At *RST, this value is set to 1 Navigation Path: Setup > RFC 6349 > Test Configurator > RFC 6349 > TCP Throughput > Verdict
Syntax	:SOURce:DATA:TELecom:ETHernet:RFC:TCP:THRoughput:VERDict <wsp><Status>
Parameter(s)	**Status**: The program data syntax for the first parameter is defined as a <BOOLEAN PROGRAM DATA> element. Enable/disable the TCP throughput verdict. ON: Enables the verdict OFF: Disables the verdict
Response Syntax	<Threshold>
Example(s)	SOUR:DATA:TEL:ETH:RFC:TCP:THR:VERD 1
See Also	SOURce:DATA:TELecom:ETHernet:RFC:TCP:THRoughput:THReshold

:SOURce:DATA:TELecom:ETHernet:RFC:TCP:THRoughput:VERDict?

Description	This query returns status of the TCP Throughput Verdict At *RST, this value is set to 1 Navigation Path: Setup > RFC 6349 > Test Configurator > RFC 6349 > TCP Throughput > Verdict
Syntax	:SOURce:DATA:TELecom:ETHernet:RFC:TCP:THRoughput:VERDict?
Response Syntax	<Status>
Response(s)	**Status**: The response data syntax for the first parameter is defined as a <BOOLEAN RESPONSE DATA> element. Returns the verdict status 1, verdict is enabled. 0,verdict is disabled.
Example(s)	SOUR:DATA:TEL:ETH:RFC:TCP:THR:VERD 1 SOUR:DATA:TEL:ETH:RFC:TCP:THR:VERD? Returns 1
See Also	SOURce:DATA:TELecom:ETHernet:RFC:TCP:THRoughput:THReshold?

:SOURce:DATA:TELecom:ETHernet:RFC:TOSDs

Description

This command sets the TOS/DS for RFC 6349 test application.

At *RST, this value is set to 0

Navigation Path: Setup > RFC 6349 > Test Configurator > RFC 6349 > TOS/DS

Syntax

:SOURce:DATA:TELecom:ETHernet:RFC:TOSDs <wsp><Direction>, <TOSDS>

Parameter(s)

Direction:

The program data syntax for the first parameter is defined as a <CHARACTER PROGRAM DATA> element.

Selects the Direction.

LTORemote: Local to Remote

RTOLocal: Remote to Local

TOSDS:

The program data syntax for the second parameter is defined as a <NONDECIMAL NUMERIC PROGRAM DATA> element.

Sets the TOS/DS value

Response Syntax

<Status>

Example(s)

SOUR:DATA:TEL:ETH:RFC:TOSD LTOR,#H01

See Also

SOURce:DATA:TELecom:ETHernet:RFC:CIR

:SOURce:DATA:TELecom:ETHernet:RFC:TOSDs?

Description

This query returns the TOS/DS for RFC 6349 test application.

At *RST, this value is set to 0

Navigation Path: Setup > RFC 6349 > Test Configurator > RFC 6349 > TOS/DS

Syntax

:SOURce:DATA:TELecom:ETHernet:RFC:TOSDs? <wsp><Direction>

Parameter(s)

Direction:

The program data syntax for the first parameter is defined as a <CHARACTER PROGRAM DATA> element.

Selects the Direction.

(For DTS used both LTOR and RTOL as direction, for Non DTS use LTOR as direction)

LTORemote: Local to Remote

RTOLocal: Remote to Local

Response Syntax

<TOS/DS>

Response(s)

TOS/DS:

The response data syntax for the first parameter is defined as a <NR1 NUMERIC RESPONSE DATA> element.

Returns the TOS/DS value

Example(s)

SOUR:DATA:TEL:ETH:RFC:TOSD LTOR,#H01

SOUR:DATA:TEL:ETH:RFC:TOSD? LTOR Returns 1

See Also

SOURce:DATA:TELecom:ETHernet:RFC:CIR?

:SOURce:DATA:TELecom:ETHernet:RFC:WBFactor

Description

This command sets the Window Boost Factor for RFC 6349 test application.

At *RST, this value is set to 1.0

NavigationPath: Setup > RFC 6349 > Test Configurator > RFC 6349 > Window Boost

Syntax

:SOURce:DATA:TELecom:ETHernet:RFC:WBFactor <wsp><Direction>, <WBFactor>

Parameter(s)

Direction:

The program data syntax for the first parameter is defined as a <CHARACTER PROGRAM DATA> element.

Selects the Direction.

LTORemote: Local to Remote

RTOLocal: Remote to Local

WBFactor:

The program data syntax for the second parameter is defined as a <DECIMAL NUMERIC PROGRAM DATA> element.

Sets the Window Boost Factor

MAXimum: Biggest supported value

MINimum: Smallest supported value

DEFault: Default value

Response Syntax

<TOS/DS>

Example(s)

SOUR:DATA:TEL:ETH:RFC:WBF 1.3

See Also

SOURce:DATA:TELecom:ETHernet:RFC:CIR

:SOURce:DATA:TELecom:ETHernet:RFC:WBFactor:ENABle

Description

This command enables Window Boost Factor

At *RST, this value is set to OFF

Navigation Path: Setup > Test Configurator > RFC 6349 > Window Boost - Enable

Syntax

:SOURce:DATA:TELecom:ETHernet:RFC:WBFactor:ENABle <wsp><Status>

Parameter(s)

Status:

The program data syntax for the first parameter is defined as a <BOOLEAN PROGRAM DATA> element.

Enable/disable the Window Boost Factor

ON: Enables

OFF: Disables

Response Syntax

<TOS/DS>

Example(s)

SOUR:DATA:TEL:ETH:RFC:WBF:ENAB ON

See Also

SOURce:DATA:TELecom:ETHernet:RFC:WINDow:SWEep ON

:SOURce:DATA:TELecom:ETHernet:RFC:WBFactor:ENABle?

Description
This query returns the Window Boost Factor Enable status.
At *RST, this value is set to OFF
Navigation Path: Setup > Test Configurator > RFC 6349 > Window Boost - Enable

Syntax
:SOURce:DATA:TELecom:ETHernet:RFC:WBFactor:ENABle?

Response Syntax
<Status>

Response(s)
Status:
The response data syntax for the first parameter is defined as a <BOOLEAN RESPONSE DATA> element.
Returns the Window Boost Factor enable status
1, Enabled.
0, Disabled

Example(s)
SOUR:DATA:TEL:ETH:RFC:WBF:ENAB ON
SOUR:DATA:TEL:ETH:RFC:WBF:ENAB?
Returns: 1

See Also
SOURce:DATA:TELecom:ETHernet:RFC:WINDow:SWEep

:SOURce:DATA:TELecom:ETHernet:RFC:WBFactor?

Description

This query returns the Window Boost Factor for RFC 6349 test application.

At *RST condition, this value is set to 1.0

Navigation Path: Setup > Test Configurator > RFC 6349 > Window Boost

Syntax

:SOURce:DATA:TELecom:ETHernet:RFC:WBFactor? <wsp><Direction>,[<WBFactor>]

Parameter(s)

Direction:

The program data syntax for the first parameter is defined as a <CHARACTER PROGRAM DATA> element.

Selects the Direction.

(For DTS used both LTOR and RTOL as direction, for Non DTS use LTOR as direction)

LTORemote: Local to Remote

RTOLocal: Remote to Local

WBFactor:

The program data syntax for the second parameter is defined as a <CHARACTER PROGRAM DATA> element.

This parameter is optional. If no token is specified, the current Window Boost Factor is returned.

MAXimum: Biggest supported value

MINimum: Smallest supported value

DEFault: Default value

Response Syntax

<WBFactor>

Response(s)

WBFactor:

The response data syntax for the first parameter is defined as a <NR2 NUMERIC RESPONSE DATA> element.

Returns the Window Boost Factor value.

Example(s)

SOUR:DATA:TEL:ETH:RFC:WBF 1.3

SOUR:DATA:TEL:ETH:RFC:WBF?

Returns: 1.3

See Also

SOURce:DATA:TELecom:ETHernet:RFC:CIR?

:SOURce:DATA:TELecom:ETHernet:RFC:WINDow:SWEep

Description

This command sets the Window sweep status

At *RST, this value is set to 0

Navigation Path: Setup > RFC 6349 > Test Configurator > RFC 6349 > Window Sweep

Syntax

:SOURce:DATA:TELecom:ETHernet:RFC:WINDow:SWEep <wsp><Status>

Parameter(s)

Status:

The program data syntax for the first parameter is defined as a <BOOLEAN PROGRAM DATA> element.

Enable/disable the Window sweep

ON: Enables the Window sweep

OFF: Disables the Window sweep

Response Syntax

<WBFactor>

Example(s)

SOUR:DATA:TEL:ETH:RFC:WIND:SWE ON

See Also

SOURce:DATA:TELecom:ETHernet:RFC:TCP:THRoughput:VERDict

:SOURce:DATA:TELecom:ETHernet:RFC:WINDow:SWEep:DURation

Description	This command sets the Window sweep status. At *RST, this value is set to 00:30 Navigation Path: Setup > RFC 6349 > Test Configurator > RFC 6349 > Window Sweep > Duration (per step)
Syntax	:SOURce:DATA:TELecom:ETHernet:RFC:WINDow:SWEep:DURation <wsp><Duratoin>
Parameter(s)	**Duratoin**: The program data syntax for the first parameter is defined as a <STRING PROGRAM DATA> element. Sets the Window sweep duration. Format is MM:SS
Response Syntax	<WBFactor>
Example(s)	SOUR:DATA:TEL:ETH:RFC:WIND:SWE:DUR 00:30
See Also	SOURce:DATA:TELecom:ETHernet:RFC:WINDow:SWEep

:SOURce:DATA:TELecom:ETHernet:RFC:WINDow:SWEep:DURation?

Description	This query returns the Window sweep status. At *RST, this value is set to 00:30 Navigation Path: Setup > RFC 6349 > Test Configurator > RFC 6349 > Window Sweep > Duration (per step)
Syntax	:SOURce:DATA:TELecom:ETHernet:RFC:WINDow:SWEep:DURation?
Response Syntax	<Duration>
Response(s)	**Duration**: The response data syntax for the first parameter is defined as a <STRING RESPONSE DATA> element. Returns the Window sweep duration
Example(s)	SOUR:DATA:TEL:ETH:RFC:WIND:SWE:DUR 00:30 SOUR:DATA:TEL:ETH:RFC:WIND:SWE:DUR? Returns 00:30
See Also	SOURce:DATA:TELecom:ETHernet:RFC:WINDow:SWEep?

:SOURce:DATA:TELecom:ETHernet:RFC:WINDow:SWEep?

Description

This query returns the Window sweep status.

At *RST, this value is set to 0

Navigation Path: Setup > RFC 6349 > Test Configurator > RFC 6349 > Window Sweep

Syntax

:SOURce:DATA:TELecom:ETHernet:RFC:WINDow:SWEep?

Response Syntax

<Status>

Response(s)

Status:

The response data syntax for the first parameter is defined as a <BOOLEAN RESPONSE DATA> element.

Returns the Window sweep status

1, Window sweep is enabled.

0, Window sweep is disabled.

Example(s)

SOUR:DATA:TEL:ETH:RFC:WIND:SWE ON

SOUR:DATA:TEL:ETH:RFC:WIND:SWE? Returns 1

See Also

SOURce:DATA:TELecom:ETHernet:RFC:TCP:THRoughput:VERDict?

:SOURce:DATA:TELecom:ETHernet:RFC:WSIZetarget

Description

This command selects the direction for RFC 6349 test application

At *RST, this value is set to BIDIRECTIONAL.

Navigation Path: Setup > RFC 6349 > Test Configurator > RFC 6349 > Direction

Syntax

:SOURce:DATA:TELecom:ETHernet:RFC:WSIZetarget <wsp><Value>

Parameter(s)

Value:

The program data syntax for the first parameter is defined as a <CHARACTER PROGRAM DATA> element.

Sets the Window size target

WS1M: window size 1MiB

WS4M: window size 4 MiB

WS8M: window size 8 MiB

WS16M: window size 16 MiB

WS32M: window size 32 MiB

Response Syntax

<Status>

Example(s)

SOUR:DATA:TEL:ETH:RFC:RFC:WSIZetarget

See Also

SOURce:DATA:TELecom:ETHernet:RFC:TCP:SERPort

:SOURce:DATA:TELecom:ETHernet:RFC:WSIZetarget?

Description

This query returns the direction for RFC 6349 test application.

At *RST, this value is set to BIDIRECTIONAL.

Navigation Path: Setup > RFC 6349 > Test Configurator > RFC 6349 > Direction

Syntax

:SOURce:DATA:TELecom:ETHernet:RFC:WSIZetarget?

Response Syntax

<Window Size>

Response(s)

Window Size:

The response data syntax for the first parameter is defined as a <CHARACTER RESPONSE DATA> element.

Returns the Window size target

WS1M: window size 1MiB

WS4M: window size 4 MiB

WS8M: window size 8 MiB

WS16M: window size 16 MiB

WS32M: window size 32 MiB

Example(s)

SOUR:DATA:TEL:ETH:RFC:RFC:WSIZetarget WS4M

SOUR:DATA:TEL:ETH:RFC:RFC:WSIZetarget?

Returns WindowSize4MiB

See Also

SOURce:DATA:TELecom:ETHernet:RFC:TCP:SERPort?

Link OAM

:FETCh:DATA:TELecom:LOAM:DISCovery:LOCal:STATus?

Description	This query returns the Local OAM Discovery Status. At *RST, this value is device dependent. Navigation Path: Setup > Test Configurator > Link OAM > OAM Discovery Status > Local
Syntax	:FETCh:DATA:TELecom:LOAM:DISCovery:LOCal:STATus?
Response Syntax	<Local Discovery Status>
Response(s)	**Local Discovery Status**: The response data syntax for the first parameter is defined as a <CHARACTER RESPONSE DATA> element. Return local Status as Unsatisfied | Stable | Evaluating.
Example(s)	FETC:DATA:TEL:LOAM:DISC:LOC:STAT?
See Also	SOURce:DATA:TELecom:TSCan:SCAN:ENABle?

:FETCh:DATA:TELecom:LOAM:DISCovery:REMote:STATus?

Description	This query returns the Remote OAM Discovery Status. At *RST, this value is device dependent. Navigation Path: Setup > Test Configurator > Link OAM > OAM Discovery Status > Remote
Syntax	:FETCh:DATA:TELecom:LOAM:DISCovery:REMote:STATus?
Response Syntax	<Remote Discovery Status>
Response(s)	**Remote Discovery Status**: The response data syntax for the first parameter is defined as a <CHARACTER RESPONSE DATA> element. Return remote Status as Unsatisfied | Stable | Evaluating.
Example(s)	FETC:DATA:TEL:LOAM:DISC:REM:STAT?
See Also	SOURce:DATA:TELecom:TSCan:SCAN:ENABle?

:FETCh:DATA:TELecom:LOAM:LBACk:STATus?

Description

This query returns Local or Remote Loopback status.

At *RST, this value of Local Loopback Status is Disabled and Remote Loopback Status depends on Remote capability.

Navigation Path: Setup > Test Configurator > Link OAM > Local And Remote Loopback Status

Navigation Path: Carrier Ethernet OAM > Modify Structure > OAM Type > Link OAM > Link Oam Summary Page > Local And Remote Loopback Status

Syntax

:FETCh:DATA:TELecom:LOAM:LBACk:STATus? <wsp><Device>

Parameter(s)

Device:

The program data syntax for the first parameter is defined as a <CHARACTER PROGRAM DATA> element.

Get Loopback status Enabled or Disabled.

LOCal

REMote

Response Syntax

<Status of Loopback>

Response(s)

Status of Loopback:

The response data syntax for the first parameter is defined as a <CHARACTER RESPONSE DATA> element.

Return Staus as Disabled or Enabled.

Example(s)

FETC:DATA:TEL:LOAM:LBAC:STAT? LOC

See Also

FETCh:DATA:TELecom:TSCan:LINK:RATE?

:SOURce:DATA:TELecom:LOAM:LBACk:LOCal

Description

This command allows configuration of Local Loopback.

At *RST, this button control is set to Enable.

Navigation Path: Setup > Test Configurator > Link OAM > Local Loopback Enable Button

Navigation Path: Carrier Ethernet OAM > Modify Structure > OAM Type > Link OAM > Link Oam Summary Page > Local Loopback Enable Button.

Syntax

:SOURce:DATA:TELecom:LOAM:LBACk:LOCal <wsp><Local Status>

Parameter(s)

Local Status:

The program data syntax for the first parameter is defined as a <CHARACTER PROGRAM DATA> element.

Set Local Loopback Enabled or Disabled.

ENABle

DISable

Response Syntax

<Status of Loopback>

Example(s)

SOUR:DATA:TEL:LOAM:LBAC:LOC ENABLE

See Also

SOURce:DATA:TELecom:ETHer:RFC:WIND:SWE:DUR

:SOURce:DATA:TELecom:LOAM:LBACk:REMOte

Description

This command allows configuration of Remote Loopback.

At *RST, this button control is set to Gridout Enable.

Navigation Path: Setup > Test Configurator > Link OAM > Remote Loopback Enable Button

Navigation Path: Carrier Ethernet OAM > Modify Structure > OAM Type > Link OAM > Link Oam Summary Page > Remote Loopback Enable Button.

Syntax

:SOURce:DATA:TELecom:LOAM:LBACk:REMOte <wsp><Remote Status>

Parameter(s)

Remote Status:

The program data syntax for the first parameter is defined as a <CHARACTER PROGRAM DATA> element.

Set Remote Loopback Enabled or Disabled.

ENABle

DISable

Response Syntax

<Status of Loopback>

Example(s)

SOUR:DATA:TEL:LOAM:LBAC:REMO ENABLE

See Also

SOURce:DATA:TELecom:ETHer:RFC:WIND:SWE:DUR

:SOURce:DATA:TELecom:LOAM:MODE

Description	This command allows configuration of OAM Mode. At *RST, this value is set to Active. Navigation Path: Setup > Test Configurator > Link OAM > OAM Mode
Syntax	:SOURce:DATA:TELecom:LOAM:MODE <wsp><OAM Mode>
Parameter(s)	**OAM Mode**: The program data syntax for the first parameter is defined as a <CHARACTER PROGRAM DATA> element. Set OAM Mode to ACTIVE or PASSIVE.
Response Syntax	<Status of Loopback>
Example(s)	SOUR:DATA:TEL:LOAM:MODE PASSIVE
See Also	SOURce:DATA:TELecom:TSCan:LEVel:TYPE

:SOURce:DATA:TELecom:LOAM:MODE?

Description	This query returns the OAM Mode. At *RST, this value is set to Active. Navigation Path: Setup > Test Configurator > Link OAM > OAM Mode
Syntax	:SOURce:DATA:TELecom:LOAM:MODE?
Response Syntax	<Mode>
Response(s)	**Mode**: The response data syntax for the first parameter is defined as a <CHARACTER RESPONSE DATA> element. Return the OAM Mode. ACTIVE: Activate Active Mode. PASSIVE: Activate Passive Mode.
Example(s)	SOUR:DATA:TEL:LOAM:MODE?
See Also	SOURce:DATA:TELecom:TSCan:LEVel:TYPE?

:SOURce:DATA:TELecom:LOAM:PDU:DESTination:MAC

Description

This command allows configuration of OAM PDU Destination MAC Address.

At *RST, this value is set to 01:80:C2:00:00:02.

Navigation Path: Setup > Test Configurator > Link OAM > OAMPDU Destination MAC Address

Syntax

:SOURce:DATA:TELecom:LOAM:PDU:DESTination:MAC <wsp><MAC Address>

Parameter(s)

MAC Address:

The program data syntax for the first parameter is defined as a <STRING PROGRAM DATA> element.

Set the MAC Address.

Response Syntax

<Mode>

Example(s)

SOUR:DATA:TEL:LOAM:PDU:DEST:MAC 00:03:01:00:00:04

See Also

SOURce:DATA:TELecom:TSCan:LEVel:TYPE

:SOURce:DATA:TELecom:LOAM:PDU:DESTination:MAC:ENABle

Description	This command allows configuration of Default MAC Button. At *RST, this value is set to Check Enable. Navigation Path: Setup > Test Configurator > Link OAM > Default
Syntax	:SOURce:DATA:TELecom:LOAM:PDU:DESTination:MAC:ENABle <wsp><Status>
Parameter(s)	**Status**: The program data syntax for the first parameter is defined as a <BOOLEAN PROGRAM DATA> element. Enables/disables: ON: Enables OFF: Disables
Response Syntax	<Mode>
Example(s)	SOUR:DATA:TEL:LOAM:PDU:DEST:MAC:ENABle ON
See Also	SOURce:DATA:TELecom:TSCan:SCAN:ENABle

:SOURce:DATA:TELecom:LOAM:PDU:DESTination:MAC:ENABle?

Description	This query returns the status of Default MAC Button. At *RST, this value is set to Enable. Navigation Path: Setup > Test Configurator > Link OAM > Default
Syntax	:SOURce:DATA:TELecom:LOAM:PDU:DESTination:MAC:ENABle?
Response Syntax	<Status>
Response(s)	**Status**: The response data syntax for the first parameter is defined as a <BOOLEAN RESPONSE DATA> element. Returns the enable/disable status: 1: Enabled 0: Disabled
Example(s)	SOUR:DATA:TEL:LOAM:PDU:DEST:MAC:ENAB?
See Also	SOURce:DATA:TELecom:TSCan:SCAN:ENABle?

:SOURce:DATA:TELecom:LOAM:PDU:DESTination:MAC?

Description	This query returns the OAMPDU Destination MAC Address. At *RST, this value is set to 01:80:C2:00:00:02. Navigation Path: Setup > Test Configurator > Link OAM > OAMPDU Destination MAC Address
Syntax	:SOURce:DATA:TELecom:LOAM:PDU:DESTination:MAC?
Response Syntax	<MAC Address>
Response(s)	**MAC Address**: The response data syntax for the first parameter is defined as a <STRING RESPONSE DATA> element. Returns OAM PDU Dest MAC Address.
Example(s)	SOUR:DATA:TEL:LOAM:PDU:DEST:MAC?
See Also	SOURce:DATA:TELecom:TSCan:LEVel:TYPE?

:SOURce:DATA:TELecom:LOAM:VERDict:ALARm:ENABle

Description

This command allows configuration of Remote Alarms Checkbox.

At *RST, this value is set to Enable.

Navigation Path: Setup > Test Configurator > Link OAM > Pass/Fail Verdict > Remote Alarms

Syntax

:SOURce:DATA:TELecom:LOAM:VERDict:ALARm:ENABle <wsp><Status>

Parameter(s)

Status:

The program data syntax for the first parameter is defined as a <BOOLEAN PROGRAM DATA> element.

Enables/disables:

ON: Enables

OFF: Disables

Response Syntax

<MAC Address>

Example(s)

SOUR:DATA:TEL:LOAM:VERD:ALAR:ENAB OFF

See Also

SOURce:DATA:TELecom:TSCan:SCAN:ENABle

:SOURce:DATA:TELecom:LOAM:VERDict:ALARm:ENABle?

Description	This query returns the status of Remote Alarms checkbox. At *RST, this value is set to Enable. Navigation Path: Setup > Test Configurator > Link OAM > Pass/Fail Verdict > Remote Alarms
Syntax	:SOURce:DATA:TELecom:LOAM:VERDict:ALARm:ENABle?
Response Syntax	<Status>
Response(s)	**Status**: The response data syntax for the first parameter is defined as a <BOOLEAN RESPONSE DATA> element. Returns the enable/disable status: 1: Enabled 0: Disabled
Example(s)	SOUR:DATA:TEL:LOAM:VERD:ALAR:ENAB?
See Also	SOURce:DATA:TELecom:TSCan:SCAN:ENABle?

:SOURce:DATA:TELecom:LOAM:VERDict:ENABle

Description	This command allows configuration of Pass/Fail Verdict checkbox. At *RST, this value is set to Enable. Navigation Path: Setup > Test Configurator > Link OAM > Pass/Fail Verdict
Syntax	:SOURce:DATA:TELecom:LOAM:VERDict:ENABle <wsp><Status>
Parameter(s)	**Status**: The program data syntax for the first parameter is defined as a <BOOLEAN PROGRAM DATA> element. Enables/disables: ON: Enables OFF: Disables
Response Syntax	<Status>
Example(s)	SOUR:DATA:TEL:LOAM:VERD:ENAB 1
See Also	SOURce:DATA:TELecom:TSCan:SCAN:ENABle

:SOURce:DATA:TELecom:LOAM:VERDict:ENABle?

Description	This query returns the Pass/Fail Verdict. At *RST, this value is set to Enable. Navigation Path: Setup > Test Configurator > Link OAM > Pass/Fail Verdict
Syntax	:SOURce:DATA:TELecom:LOAM:VERDict:ENABle?
Response Syntax	<Status>
Response(s)	**Status**: The response data syntax for the first parameter is defined as a <BOOLEAN RESPONSE DATA> element. Returns the enable/disable status: 1: Enabled 0: Disabled
Example(s)	SOUR:DATA:TEL:LOAM:VERD:ENAB?
See Also	SOURce:DATA:TELecom:TSCan:SCAN:ENABle?

:SOURce:DATA:TELecom:LOAM:VERDict:LBACk:ENABle

Description

This command allows configuration of Remote Loopback checkbox.

At *RST, this value is set to Enable.

Navigation Path: Setup > Test Configurator > Link OAM > Pass/Fail Verdict > Remote Loopback

Syntax

:SOURce:DATA:TELecom:LOAM:VERDict:LBACk:ENABle <wsp><Status>

Parameter(s)

Status:

The program data syntax for the first parameter is defined as a <BOOLEAN PROGRAM DATA> element.

Enables/disables:

ON: Enables

OFF: Disables

Response Syntax

<Status>

Example(s)

SOUR:DATA:TEL:LOAM:VERD:LBAC:ENAB ON

See Also

SOURce:DATA:TELecom:TSCan:SCAN:ENABle

:SOURce:DATA:TELecom:LOAM:VERDict:LBACk:ENABle?

Description

This query returns the Remote Loopback status.

At *RST, this value is set to Enable.

Navigation Path: Setup > Test Configurator > Link OAM > Pass/Fail Verdict > Remote Loopback

Syntax

:SOURce:DATA:TELecom:LOAM:VERDict:LBACk:ENABle?

Response Syntax

<Status>

Response(s)

Status:

The response data syntax for the first parameter is defined as a <BOOLEAN RESPONSE DATA> element.

Returns the enable/disable status:

1: Enabled

0: Disabled

Example(s)

SOUR:DATA:TEL:LOAM:VERD:LBAC:ENAB?

See Also

SOURce:DATA:TELecom:TSCan:SCAN:ENABle?

Modify Trib Slots/Channels (Multi-Channel OTN)

:SOURce:DATA:TELecom:OTN:FRAMing:MIX

Description

This command sets ODUx and Port Id for both direction to the user specified values and reset assignation of TributarySlot.

At *RST condition, this value is set to device-dependent.

Navigation Path: OTN BERT Test > Test > Setup > OTU (4 lanes) > ODU Channels> Modify Tributary Slots/Channels

Syntax

:SOURce:DATA:TELecom:OTN:FRAMing:MIX <wsp><OduType>, <List of ODUx, PortId>

Parameter(s)

OduType:

The program data syntax for the first parameter is defined as a <STRING PROGRAM DATA> element.

Selects the Parent ODU type value.

Example: Type ODU4 when mapping is ODU4/ODU0 and we want to configure ODU0 Tributaries (Slot Id/Port Id)

List of ODUx, PortId:

The program data syntax for the second parameter is defined as a <STRING PROGRAM DATA> element.

List of (ODUx, PortId, ...)

Response Syntax

<Page Select>

Example(s)

SOUR:DATA:TEL:OTN:FRAM:MIX ODU4,(ODU0,1,ODU1,2,ODU2,5)SOUR:DATA:TEL:OTN:FRAM:MIX? ODU4

(ODU0,1,ODU1,2,ODU2,5)

See Also

SOURce:DATA:TELecom:OTN:TRIButaries

SOURce:DATA:TELecom:OTN:TRIButaries:COUPled

SOURce:DATA:TELecom:OTN:TRIButaries:COUPled?

SOURce:DATA:TELecom:OTN:TRIButaries:DEFAult

SOURce:DATA:TELecom:OTN:TRIButaries:COPY

SOURce:DATA:TELecom:OTN:TRIButaries?

:SOURce:DATA:TELecom:OTN:FRAMing:MIX?

Description

This command Gets ODUx and Port Id list.

At *RST condition, this value is set to device-dependent.

Navigation Path: OTN BERT Test > Test > Setup > OTU (4 lanes) > ODU Channels> Modify Tributary Slots/Channels

Syntax

:SOURce:DATA:TELecom:OTN:FRAMing:MIX? <wsp><OduType>

Parameter(s)

OduType:

The program data syntax for the first parameter is defined as a <STRING PROGRAM DATA> element.

Selects the Parent ODU type value.

Example: Type ODU4 when mapping is ODU4/ODUk.

Response Syntax

<ODU Type>

Response(s)

ODU Type:

The response data syntax for the first parameter is defined as a <STRING RESPONSE DATA> element.

Return the ODU type of each channel

Example(s)

SOUR:DATA:TEL:OTN:FRAM:MIX
ODU4,(ODU0,1,ODU1,2,ODU2,5)SOUR:DATA:TEL:OTN:FRAM:MIX? ODU4

(ODU0,1,ODU1,2,ODU2,5)

See Also

SOURce:DATA:TELecom:OTN:FRAM:MI

SOURce:DATA:TELecom:OTN:TRIButaries:COUPled

SOURce:DATA:TELecom:OTN:TRIButaries:COUPled?

SOURce:DATA:TELecom:OTN:TRIButaries:DEFAult

SOURce:DATA:TELecom:OTN:TRIButaries:COPY

SOURce:DATA:TELecom:OTN:TRIButaries?

:SOURce:DATA:TELecom:OTN:TRIButaries

Description

This command sets ODUx Tributaries configuration (Port Id/ Slot Id Associations) for the given direction to the user specified values

N.B. Partial list of ODUx Tributary configuration is allowed and will be auto-completed by assigning free increasing tributary slot id to free increasing tributary port id.

At *RST condition, this value is set to device-dependent.

Navigation Path: OTN BERT Test > Test > Setup > OTU (4 lanes) > ODU Channels(ODUx) > Modify Tributary Slots/Channels

Syntax

:SOURce:DATA:TELecom:OTN:TRIButaries <wsp><OduType>, <Direction>, <Tributary>

Parameter(s)

OduType:

The program data syntax for the first parameter is defined as a <STRING PROGRAM DATA> element.

Selects the Parent ODU type value.

Example: Type ODU4 when mapping is ODU4/ODU0 and we want to configure ODU0 Tributaries (Slot Id/Port Id)

Direction:

The program data syntax for the second parameter is defined as a <CHARACTER PROGRAM DATA> element.

Selects the channel direction to apply the tributaries configuration

TX: TX valid only when the Coupled Status is OFF, invalid otherwise

RX: RX valid only when the Coupled Status is OFF, invalid otherwise

RXANDTX: RXANDTX valid only when the Coupled Status is ON, invalid otherwise

Tributary:

The program data syntax for the third parameter is defined as a <STRING PROGRAM DATA> element.

List of ODUx Tributary Configuration

:SOURce:DATA:TELecom:OTN:TRIButaries

Response Syntax	<ODU Type>
Example(s)	SOUR:DATA:TEL:OTN:TRIB ODU4,rxandtx,(ODU2,1,(80,79,78,77,76,75,74,73),ODU2,10,(33:34,35,36,37:40)) when SOUR:DATA:TEL:OTN:TRIB:COUP? = 1
	SOUR:DATA:TEL:OTN:TRIB ODU4,rx,(ODU2,1,(80,79,78,77,76,75,74,73),ODU2,10,(33,34,35,36:37,38,39,40)) when SOUR:DATA:TEL:OTN:TRIB:COUP? = 0
	SOUR:DATA:TEL:OTN:TRIB ODU4,tx,(ODU2,1,(80,79,78:73),ODU2,10,(33,34,35,36,37,38,39,40)) when SOUR:DATA:TEL:OTN:TRIB:COUP? = 0
See Also	SOURce:DATA:TELecom:OTN:TRIButaries?
	SOURce:DATA:TELecom:OTN:TRIButaries:COUPled
	SOURce:DATA:TELecom:OTN:TRIButaries:COUPled?
	SOURce:DATA:TELecom:OTN:TRIButaries:DEFAult
	SOURce:DATA:TELecom:OTN:TRIButaries:COPY

:SOURce:DATA:TELecom:OTN:TRIButaries:COPYrx

Description	Copy the received ODUx Tributaries configuration (Port Id/ Slot Id Associations) into the RX ODUx Tributaries configuration (Port Id/ Slot Id Associations) This command is an event and is not associated with an *RST condition or a query form. Navigation Path: OTN BERT Test > Test > Setup > OTU (4 lanes) > ODU Channels(ODUx) > Modify Tributary Slots/Channels
Syntax	:SOURce:DATA:TELecom:OTN:TRIButaries:COPYrx
Response Syntax	<ODU Type>
Example(s)	SOUR:DATA:TEL:OTN:TRIB:COPY
See Also	SOURce:DATA:TELecom:OTN:TRIButaries? SOURce:DATA:TELecom:OTN:TRIButaries:COUPled SOURce:DATA:TELecom:OTN:TRIButaries:COUPled?

:SOURce:DATA:TELecom:OTN:TRIButaries:COUPled

Description

This command sets the Coupled Status for the ODUx Tributaries Configuration

At *RST condition, this value is set to ON.

Navigation Path: OTN BERT Test > Test > Setup > OTU (4 lanes) > ODU Channels(ODUx) > Modify Tributary Slots/Channels

Syntax

:SOURce:DATA:TELecom:OTN:TRIButaries:COUPled <wsp><Status>,[<Direction>]

Parameter(s)

Status:

The program data syntax for the first parameter is defined as a <BOOLEAN PROGRAM DATA> element.

Enables/disables:

ON: Enables

OFF: Disables

Direction:

The program data syntax for the second parameter is defined as a <CHARACTER PROGRAM DATA> element.

Selects the source to destination direction to copy the tributaries configuration

TXTORX valid only when the Coupled Status is ON, will copy the TX tributaries configurarion over the RX tributaries configurarion.

RXTOTX valid only when the Coupled Status is ON, will copy the RX tributaries configurarion over the TX tributaries configurarion.

Invalid when the Coupled Status is OFF

Response Syntax

<ODU Type>

Example(s)

SOUR:DATA:TEL:OTN:TRIB:COUP ON, TXTORX

SOUR:DATA:TEL:OTN:TRIB:COUP ON, RXTOTX

SOUR:DATA:TEL:OTN:TRIB:COUP OFF

See Also

SOURce:DATA:TELecom:OTN:TRIButaries:COUPled?

SOURce:DATA:TELecom:OTN:TRIButaries

SOURce:DATA:TELecom:OTN:TRIButaries?

SOURce:DATA:TELecom:OTN:TRIButaries:DEFAult

:SOURce:DATA:TELecom:OTN:TRIButaries:COUPled?

Description

This query returns the Coupled Status for the ODUx Tributaries Configuration

At *RST condition, this value is set to ON.

Navigation Path: OTN BERT Test > Test > Setup > OTU (4 lanes) > ODU Channels(ODUx) > Modify Tributary Slots/Channels

Syntax

:SOURce:DATA:TELecom:OTN:TRIButaries:COUPled?

Response Syntax

<Coupled Status>

Response(s)

Coupled Status:

The response data syntax for the first parameter is defined as a <BOOLEAN RESPONSE DATA> element.

Returns the slot status, whether it is selected or not.

1, returns the slot value as ON.

0, returns the slot value as OFF.

Example(s)

SOUR:DATA:TEL:OTN:TRIB:COUP?

See Also

SOURce:DATA:TELecom:OTN:TRIButaries:COUPled

SOURce:DATA:TELecom:OTN:TRIButaries

SOURce:DATA:TELecom:OTN:TRIButaries?

SOURce:DATA:TELecom:OTN:TRIButaries:DEFAult

:SOURce:DATA:TELecom:OTN:TRIButaries:DEFAult

Description

This command sets ODUx Tributaries configuration (Port Id/ Slot Id Associations) for the given direction to the default values

N.B. Default ODUx Tributary configuration is a group of increasing tributary slot id assigned to increasing tributary port id.

This command is an event and is not associated with an *RST condition or a query form.

Navigation Path: OTN BERT Test > Test > Setup > OTU (4 lanes) > ODU Channels(ODUx) > Modify Tributary Slots/Channels

Syntax

:SOURce:DATA:TELecom:OTN:TRIButaries:DEFAult <wsp><OduType>, <Direction>

Parameter(s)

OduType:

The program data syntax for the first parameter is defined as a <STRING PROGRAM DATA> element.

Selects the Parent ODU type value.

Example: Type ODU4 when mapping is ODU4/ODU0 and we want to configure ODU0 Tributaries (Slot Id/Port Id)

Direction:

The program data syntax for the second parameter is defined as a <CHARACTER PROGRAM DATA> element.

Selects the channel direction to apply the tributaries configuration

TX: TX valid only when the Coupled Status is OFF, invalid otherwise

RX: RX valid only when the Coupled Status is OFF, invalid otherwise

RXANDTX: RXANDTX valid only when the Coupled Status is ON, invalid otherwise

Response Syntax

<Coupled Status>

Example(s)

SOUR:DATA:TEL:OTN:TRIB:DEFA RXANDTX when SOUR:DATA:TEL:OTN:TRIB:COUP? = 1

SOUR:DATA:TEL:OTN:TRIB:DEFA RX when SOUR:DATA:TEL:OTN:TRIB:COUP? = 0

SOUR:DATA:TEL:OTN:TRIB:DEFA TXwhen SOUR:DATA:TEL:OTN:TRIB:COUP? = 0

See Also

SOURce:DATA:TELecom:OTN:TRIButaries?

SOURce:DATA:TELecom:OTN:TRIButaries:COUPled

SOURce:DATA:TELecom:OTN:TRIButaries:COUPled?

:SOURce:DATA:TELecom:OTN:TRIButaries?

Description

This query returns the complete list of ODUx Tributaries configuration (Port Id/ Slot Id Associations) for the given direction

At *RST condition, this value is set to device-dependent.

Navigation Path: OTN BERT Test > Test > Setup > OTU (4 lanes) > ODU Channels(ODUx) > Modify Tributary Slots/Channels

Syntax

:SOURce:DATA:TELecom:OTN:TRIButaries? <wsp><OduType>, <Direction>

Parameter(s)

OduType:

The program data syntax for the first parameter is defined as a <STRING PROGRAM DATA> element.

Selects the Parent ODU type value.

Example: Type ODU4 when mapping is ODU4/ODU0 and we want to configure ODU0 Tributaries (Slot Id/Port Id)

Direction:

The program data syntax for the second parameter is defined as a <CHARACTER PROGRAM DATA> element.

Selects the channel direction to apply the tributaries configuration

TX: TX valid only when the Coupled Status is OFF, invalid otherwise

RX: RX valid only when the Coupled Status is OFF, invalid otherwise

RXANDTX: RXANDTX valid only when the Coupled Status is ON, invalid otherwise

Response Syntax

<List of ODUx Tributary Configuration>

:SOURce:DATA:TELecom:OTN:TRIButaries?

Response(s)

List of ODUx Tributary Configuration:

The response data syntax for the first parameter is defined as a <STRING RESPONSE DATA> element.

Returns all ODUx Tributary configuration for specified parent ODU type.

Ex: Using multi-channel test application with ODU4/ODU2 mapping and after configuring the tributaries at default the command TRIB? returns (ODU2,1,(1,2,3,4,5,6,7,8),ODU2,2,(9,10,11,12,13,14,15,16),ODU2,3,(17,18,19,20,21,22,23,24),ODU2,4,(25,26,27,28,29,30,31,32),ODU2,5,(33,34,35,36,37,38,39,40),ODU2,6,(41,42,43,44,45,46,47,48),ODU2,7,(49,50,51,52,53,54,55,56),ODU2,8,(57,58,59,60,61,62,63,64),ODU2,9,(65,66,67,68,69,70,71,72),ODU2,10,(73,74,75,76,77,78,79,80))

Example(s)

SOUR:DATA:TEL:OTN:TRIB? ODU4,rxandtx when SOUR:DATA:TEL:OTN:TRIB:COUP? = 1

SOUR:DATA:TEL:OTN:TRIB? ODU4,tx when SOUR:DATA:TEL:OTN:TRIB:COUP? = 0

SOUR:DATA:TEL:OTN:TRIB? ODU4,rx when SOUR:DATA:TEL:OTN:TRIB:COUP? = 0

See Also

SOURce:DATA:TELecom:OTN:TRIButaries

SOURce:DATA:TELecom:OTN:TRIButaries:COUPled

SOURce:DATA:TELecom:OTN:TRIButaries:COUPled?

SOURce:DATA:TELecom:OTN:TRIButaries:DEFAult

SOURce:DATA:TELecom:OTN:TRIButaries:COPY

Optical Device Under Test (iOptics)

:SOURce:DATA:TELecom:IOPTics:LOOPback:PORT?

Description	This query return the iOptics Loopback Port. At *RST condition, this value set to device-dependent. Navigation Path: Setup > Test Configurator > Optical Device Under Test.
Syntax	:SOURce:DATA:TELecom:IOPTics:LOOPback:PORT?
Response Syntax	<Loopback Port Id>
Response(s)	**Loopback Port Id**: The response data syntax for the first parameter is defined as a <STRING RESPONSE DATA> element. Returns the iOptics Loopback Port.
Example(s)	SOUR:DATA:TEL:IOPT:LOOP:PORT?
See Also	SOUR:DATA:TEL:ETH:PORT:TRAN?

:SOURce:DATA:TELecom:IOPTics:LTYPe

Description	This command sets the host or media loopback type for iOptics Application. At *RST condition, this value is None. Navigation Path: Setup > Test Configurator > Optical Device Under Test > Host/Media Loopback
Syntax	:SOURce:DATA:TELecom:IOPTics:LTYPe <wsp><Loopback>
Parameter(s)	**Loopback**: The program data syntax for the first parameter is defined as a <CHARACTER PROGRAM DATA> element. NONE: No loopback HOST_SIDE_INPUT: Host side input loopback MEDIA_SIDE_OUTPUT: Media side output loopback
Response Syntax	<Loopback Port Id>
Example(s)	SOUR:DATA:TEL:IOPT:LTYP NONE
See Also	SOURce:DATA:TELecom:IOPTics:RATE

:SOURce:DATA:TELecom:IOPTics:LTYPe?

Description

This query returns the host or media loopback type for iOptics Application.

At *RST condition, this value is None.

Navigation Path: Setup > Test Configurator > Optical Device Under Test > Host/Media Loopback

Syntax

:SOURce:DATA:TELecom:IOPTics:LTYPe?

Response Syntax

<Loopback>

Response(s)

Loopback:

The response data syntax for the first parameter is defined as a <CHARACTER RESPONSE DATA> element.

Returns the host or media loopback type

NONE: No loopback

HOST_SIDE_INPUT: Host side input loopback

MEDIA_SIDE_OUTPUT: Media side output loopback

Example(s)

SOUR:DATA:TEL:IOPT:LTYP NONE

SOUR:DATA:TEL:IOPT:LTYP?

Returns: NONE

See Also

SOURce:DATA:TELecom:IOPTics:RATE?

:SOURce:DATA:TELecom:IOPTics:RATE

Description

This command configures the interface rate for iOptics Application.

At *RST condition, this value is device dependant.

Navigation Path: Setup > Test Configurator > Optical Device Under Test > Rate

Syntax

:SOURce:DATA:TELecom:IOPTics:RATE <wsp><Rate>

Parameter(s)

Rate:

The program data syntax for the first parameter is defined as a <CHARACTER PROGRAM DATA> element.

Sets the interface rate.

100MOPTICAL, 1GEOPTICAL, 10GELAN, 10GEWAN: respectively 100M Optical, 1GE Optical, 10GE LAN, 10GE WAN

1X, 2X, 4X, 8X, 10X, 16X, 32X: respectively Fibre Channel 1X, 2X, 4X, 8X, 10X, 16X, 32X

CPRI12G, CPRI24G, CPRI31G, CPRI49G, CPRI61G, CPRI98G, CPRI101G: respectively CPRI 1.2G, 2.4G, 3.1G, 4.9G, 6.1G, 9.8G, 10.1G

OTU3: OTU3 (4 Lanes) [43.018 Gbit/s]

OTU4: OTU4 (4 Lanes) [111.81 Gbit/s]

25GE: 25GE

40GE: 40GE (4 lanes) [41.25 Gbit/s]

100GE: 100GE (4 lanes) [103.125 Gbit/s]

200GE: 200GE (4 lanes) [212.5 Gbit/s]

OBSAI15G, OBSAI31G, OBSAI61G: respectively OBSAI 1.5G, 3.1G, 6.1G

OC1, OC3, OC12, OC48, OC192: respectively OC-1, OC-3, OC-12, OC-48, OC-192

OTU1, OTU1E, OTU1F, OTU2, OTU2E, OTU2F: respectively OTU1, OTU1e, OTU1f, OTU2, OTU2e, OTU2f

OTU3E1: OTU3e1 (4 Lanes) [44.571 Gbit/s]

OTU3E2: OTU3e2 (4 Lanes) [44.583 Gbit/s]

400GE: 400GE (8 lanes) [425 Gbit/s]

Response Syntax

<Loopback>

Example(s)

SOUR:DATA:TEL:IOPT:RATE 1GEOPTICAL

SOUR:DATA:TEL:IOPT:RATE?

Returns: 1GEOPTICAL

See Also

SOURce:DATA:TELecom:ITYPe

:SOURce:DATA:TELecom:IOPTics:RATE?

Description

This query returns the interface rate for iOptics Application.

At *RST condition, this value is device dependant.

Navigation Path: Setup > Test Configurator > Optical Device Under Test > Rate

Syntax

:SOURce:DATA:TELecom:IOPTics:RATE?

Response Syntax

<Rate>

Response(s)

Rate:

The response data syntax for the first parameter is defined as a <CHARACTER RESPONSE DATA> element.

Returns the interface rate.

100MOPTICAL, 1GEOPTICAL, 10GELAN, 10GEWAN: respectively 100M Optical, 1GE Optical, 10GE LAN, 10GE WAN

1X, 2X, 4X, 8X, 10X, 16X, 32X: respectively Fibre Channel 1X, 2X, 4X, 8X, 10X, 16X, 32X

CPRI12G, CPRI24G, CPRI31G, CPRI49G, CPRI61G, CPRI98G, CPRI101G: respectively CPRI 1.2G, 2.4G, 3.1G, 4.9G, 6.1G, 9.8G, 10.1G

OTU3: OTU3 (4 Lanes) [43.018 Gbit/s]

OTU4: OTU4 (4 Lanes) [111.81 Gbit/s]

25GE: 25GE

40GE: 40GE (4 lanes) [41.25 Gbit/s]

100GE: 100GE (4 lanes) [103.125 Gbit/s]

200GE: 200GE (4 lanes) [212.5 Gbit/s]

OBSAI15G, OBSAI31G, OBSAI61G: respectively OBSAI 1.5G, 3.1G, 6.1G

OC1, OC3, OC12, OC48, OC192: respectively OC-1, OC-3, OC-12, OC-48, OC-192

OTU1, OTU1E, OTU1F, OTU2, OTU2E, OTU2F: respectively OTU1, OTU1e, OTU1f, OTU2, OTU2e, OTU2f

OTU3E1: OTU3e1 (4 Lanes) [44.571 Gbit/s]

OTU3E2: OTU3e2 (4 Lanes) [44.583 Gbit/s]

400GE: 400GE (8 lanes) [425 Gbit/s]

Example(s)

SOUR:DATA:TEL:IOPT:RATE 1X

SOUR:DATA:TEL:IOPT:RATE?

Returns: 1X

See Also

SOURce:DATA:TELecom:ITYPe?

Test Sequence (iOptics)

:FETCh:DATA:TELecom:IOPTics:POWer:RX:RANGe?

Description	This query returns the RX Power Range for iOptics Application. At *RST condition, this value is set to device-dependent. Navigation Path: Setup > Test Configurator > Test Sequence > RX Power Range (dBm)
Syntax	:FETCh:DATA:TELecom:IOPTics:POWer:RX:RANGe? <wsp><Range>
Parameter(s)	**Range**: The program data syntax for the first parameter is defined as a <CHARACTER PROGRAM DATA> element. Selects the RX Power Range to return. RMAXimum: Selects the Minimum range. RMINimum: Selects the Maximum range.
Response Syntax	<Power>
Response(s)	**Power**: The response data syntax for the first parameter is defined as a <NR2 NUMERIC RESPONSE DATA> element. Selects the Power Value.
Example(s)	FETC:DATA:TEL:IOPT:POW:RX:RANG? RMAX
See Also	FETCh:DATA:TELecom:CPRI:SUMMary:RX:COUNter?

:FETCh:DATA:TELecom:IOPTics:POWer:TX:RANGe?

Description

This query returns the TX Power Range for iOptics Application.

At *RST condition, this value is set to device-dependent.

Navigation Path: Setup > Test Configurator > Test Sequence > TX Power Range (dBm)

Syntax

:FETCh:DATA:TELecom:IOPTics:POWer:TX:RANGe? <wsp><Range>

Parameter(s)

Range:

The program data syntax for the first parameter is defined as a <CHARACTER PROGRAM DATA> element.

Selects the TX Power Range to return.

RMAXimum: Selects the Minimum range.

RMINimum: Selects the Maximum range.

Response Syntax

<Power>

Response(s)

Power:

The response data syntax for the first parameter is defined as a <NR2 NUMERIC RESPONSE DATA> element.

Selects the Power Value.

Example(s)

FETC:DATA:TEL:IOPT:POW:TX:RANG? RMAX

See Also

FETCh:DATA:TELecom:CPRI:SUMMary:RX:COUNter?

:SOURce:DATA:TELecom:IOPTics:BERT:DURation

Description

This command allows to select the BERT test duration for iOptics Application.

At *RST condition, this value is set to 1 minutes.

Navigation Path: Setup > Test Configurator > Test Sequence > BERT Duration

Syntax

:SOURce:DATA:TELecom:IOPTics:BERT:DURation <wsp><TIME>

Parameter(s)

TIME:

The program data syntax for the first parameter is defined as a <CHARACTER PROGRAM DATA> element.

Selects the test duration.

1M: 1 Minute

2M: 2 Minutes

3M: 3 Minutes

4M: 4 Minutes

5M: 5 Minutes

30M: 30 Minutes

Response Syntax

<Power>

Example(s)

SOUR:DATA:TEL:IOPT:BERT:DUR 5M

SOUR:DATA:TEL:IOPT:BERT:DUR?

Returns: 5M

See Also

SOURce:DATA:TELecom:TIMer:DURation

:SOURce:DATA:TELecom:IOPTics:BERT:DURation?

Description

This query returns the BERT test duration for iOptics Application.

At *RST condition, this value is set to 1 minutes.

Navigation Path: Setup > Test Configurator > Test Sequence > BERT Duration

Syntax

:SOURce:DATA:TELecom:IOPTics:BERT:DURation?

Response Syntax

<TIME>

Response(s)

TIME:

The response data syntax for the first parameter is defined as a <CHARACTER RESPONSE DATA> element.

Returns the BERT duration.

1M, 1 Minute.

2M, 2 Minutes.

3M, 3 Minutes.

4M, 4 Minutes.

5M, 5 Minutes.

30M, 30 Minutes.

Example(s)

SOUR:DATA:TEL:IOPT:BERT:DUR 5M

SOUR:DATA:TEL:IOPT:BERT:DUR?

Returns: 5M

See Also

SOURce:DATA:TELecom:TIMer:DURation?

:SOURce:DATA:TELecom:IOPTics:BERT:THReshold?

Description

This query returns the BERT Threshold for iOptics Application.

At *RST condition, this value is set to 0.

Navigation Path: Setup > Test Configurator > Test Sequence > BERT Threshold

Syntax

:SOURce:DATA:TELecom:IOPTics:BERT:THReshold?

Response Syntax

<Threshold>

Response(s)

Threshold:

The response data syntax for the first parameter is defined as a <NR1 NUMERIC RESPONSE DATA> element.

Returns the BERT Threshold.

Example(s)

SOUR:DATA:TEL:IOPT:BERT:THR?

Returns: 5

See Also

SOURce:DATA:TELecom:CABLetest:LENGth:THReshold?

:SOURce:DATA:TELecom:IOPTics:POWer:THReshold:VERDict

Description	This command enables/disables the power threshold verdict for iOptics application. At *RST condition, this value is set to Enabled. Navigation Path: Setup > Test Configurator > Test Sequence > Power Threshold (W)
Syntax	:SOURce:DATA:TELecom:IOPTics:POWer:THReshold:VERDict <wsp><Verdict>
Parameter(s)	**Verdict**: The program data syntax for the first parameter is defined as a <BOOLEAN PROGRAM DATA> element. Enables/disables: ON: Enables OFF: Disables
Response Syntax	<Threshold>
Example(s)	SOUR:DATA:TEL:IOPT:POW:THR:VERD ON SOUR:DATA:TEL:IOPT:POW:THR:VERD? Returns: 1
See Also	SOURce:DATA:TELecom:CPRI:VERDict:ENABle

:SOURce:DATA:TELecom:IOPTics:POWer:THReshold:VERDict?

Description

This Query returns enable/disable verdict status for iOptics Test.

At *RST condition, this value is set to ON.

Navigation Path: Setup > Test Configurator > Test Sequence > Pass/Fail Verdict

Syntax

:SOURce:DATA:TELecom:IOPTics:POWer:THReshold:VERDict?

Response Syntax

<STATUS>

Response(s)

STATUS:

The response data syntax for the first parameter is defined as a <BOOLEAN RESPONSE DATA> element.

Returns the enable/disable verdict status.

1: Enabled.

0: Disabled.

Example(s)

SOUR:DATA:TEL:IOPT:POW:THR:VERD ON

SOUR:DATA:TEL:IOPT:POW:THR:VERD?

Returns: 1

See Also

SOURce:DATA:TELecom:ETHernet:RFC:TCP:THRoughput:VERDict?

:SOURce:DATA:TELecom:IOPTics:POWer:THReshold?

Description	This query returns the power threshold value for iOptics application. At *RST condition, this value is device dependent. Navigation Path: Setup > Test Configurator > Test Sequence > Power Threshold (W)
Syntax	:SOURce:DATA:TELecom:IOPTics:POWer:THReshold?
Response Syntax	<Threshold>
Response(s)	**Threshold**: The response data syntax for the first parameter is defined as a <NR2 NUMERIC RESPONSE DATA> element. Returns Power Threshold value.
Example(s)	SOUR:DATA:TEL:IOPT:POW:THR? Returns: 10
See Also	SOURce:DATA:TELecom:OTN:OTL:THReshold?

:SOURce:DATA:TELecom:IOPTics:SKEW:THReshold?

Description

This query returns the SKEW Threshold for iOptics Application.

At *RST condition, this value is Device Dependent.

Navigation Path: Setup > Test Configurator > Test Sequence > SKEW Threshold

Syntax

:SOURce:DATA:TELecom:IOPTics:SKEW:THReshold?

Response Syntax

<Threshold>

Response(s)

Threshold:

The response data syntax for the first parameter is defined as a <NR1 NUMERIC RESPONSE DATA> element.

Returns the SKEW Threshold.

Example(s)

SOUR:DATA:TEL:IOPT:SKEW:THR?

Returns: 5

See Also

SOURce:DATA:TELecom:IOPTics:BERT:THReshold?

:SOURce:DATA:TELecom:IOPTics:TEMPerature:THReshold

Description

This command configure the temperature Threshold for iOptics Application.

At *RST condition, this value is set to 70.

Navigation Path: Setup > Test Configurator > Test Sequence > Temp. Threshold (C)

Syntax

:SOURce:DATA:TELecom:IOPTics:TEMPerature:THReshold <wsp><Temperature>

Parameter(s)

Temperature:

The program data syntax for the first parameter is defined as a <DECIMAL NUMERIC PROGRAM DATA> element.

Sets the Temperature Threshold.

Choices are 0 to 75

MAXimum: Biggest supported value

MINimum: Smallest supported value

Response Syntax

<Threshold>

Example(s)

SOUR:DATA:TEL:IOPT:TEMP:THR 50

SOUR:DATA:TEL:IOPT:TEMP:THR?

Returns: 50

See Also

SENSe:DATA:TELecom:PATTern:THReshold:COUNt

:SOURce:DATA:TELecom:IOPTics:TEMPerature:THReshold?

Description

This query returns the Temperature Threshold for iOptics Application.

At *RST condition, this value is set to 70.

Navigation Path: Setup > Test Configurator > Test Sequence > Temp. Threshold (C)

Syntax

:SOURce:DATA:TELecom:IOPTics:TEMPerature:THReshold?[<wsp><Temperature>]

Parameter(s)

Temperature:

The program data syntax for the first parameter is defined as a <CHARACTER PROGRAM DATA> element.

This parameter is optional. If no token is specified, the current temperature is returned.

MAXimum: Biggest value

MINimum: Smallest value

Response Syntax

<Temperature>

Response(s)

Temperature:

The response data syntax for the first parameter is defined as a <NR1 NUMERIC RESPONSE DATA> element.

Returns the Temperature Threshold.

Example(s)

SOUR:DATA:TEL:IOPT:TEMP:THR?

Returns: 50

See Also

SENSe:DATA:TELecom:PATTern:THReshold:COUNt?

FlexE Group

:FETCh:DATA:TELecom:FETHernet:GROup:CalendarMISmatch?

Description	This query returns the live status of FlexE Calendar Mismatch. Navigation Path: Setup > Test Configurator > FlexE Group > Calendar Mismatch
Syntax	:FETCh:DATA:TELecom:FETHernet:GROup:CalendarMISmatch?
Response Syntax	<Calendar Mismatch>
Response(s)	**Calendar Mismatch**: The response data syntax for the first parameter is defined as a <BOOLEAN RESPONSE DATA> element. Returns FlexE Calendar Mismatch live status.
Example(s)	FETCh:DATA:TEL:FETH:GRO:CMIS?

:FETCh:DATA:TELecom:FETHernet:GROup:STATus?

Description

This query returns the status of FlexE Group

Navigation Path: Setup > Test Configurator > FlexE Group > FlexE Status

Syntax

:FETCh:DATA:TELecom:FETHernet:GROup:STATus?

Response Syntax

<Status>

Response(s)

Status:

The response data syntax for the first parameter is defined as a <BOOLEAN RESPONSE DATA> element.

Returns FlexE Group Status

Example(s)

FETCh:DATA:TEL:FETH:GRO:STAT?

:SOURce:DATA:TELecom:FETHernet:GROup:CALendar

Description

This command selects the FlexE Calendar.

At *RST condition, this value is set to CALENDARA.

Navigation Path: Setup > Test Configurator > FlexE Group > Calendar

Syntax

:SOURce:DATA:TELecom:FETHernet:GROup:CALendar <wsp><Calendar In Use>

Parameter(s)

Calendar In Use:

The program data syntax for the first parameter is defined as a <CHARACTER PROGRAM DATA> element.

Selects the FlexE Calendar

CALENDARA: Calendar A

CALENDARB: Calendar B

Response Syntax

<Status>

Example(s)

SOUR:DATA:TEL:FETH:GRO:CAL CALENDARB

SOUR:DATA:TEL:FETH:GRO:CAL?

Returns: CALENDARB

See Also

SOURce:DATA:TELecom:FETHernet:GROup:CALendar?

:SOURce:DATA:TELecom:FETHernet:GROup:CALendar?

Description

This query returns the FlexE Calendar currently in use.

At *RST condition, this value is set to CALENDARA.

Navigation Path: Setup > Test Configurator > FlexE Group > Calendar

Navigation Path: Functions > OH > TX > FlexE OH Frame Summary - Block 1/2/3 C bit

Syntax

:SOURce:DATA:TELecom:FETHernet:GROup:CALendar?

Response Syntax

<Calendar In Use>

Response(s)

Calendar In Use:

The response data syntax for the first parameter is defined as a <CHARACTER RESPONSE DATA> element.

Returns the FlexE Calendar currently in use

CALENDARA: Calendar A

CALENDARB: Calendar B

Example(s)

SOUR:DATA:TEL:FETH:GRO:CAL CALENDARB

SOUR:DATA:TEL:FETH:GRO:CAL?

Returns: CALENDARB

See Also

SOURce:DATA:TELecom:FETHernet:GROup:CALendar

:SOURce:DATA:TELecom:FETHernet:GROup:NUMBer

Description	This command sets the Group Number associated with the FlexE Group.
Syntax	:SOURce:DATA:TELecom:FETHernet:GROup:NUMBer <wsp><GroupNumber>
Parameter(s)	**GroupNumber**: The program data syntax for the first parameter is defined as a <DECIMAL NUMERIC PROGRAM DATA> element. Sets the group number associated with the FlexE group. Value Range: 0 to 1048575
Response Syntax	<Calendar In Use>
Example(s)	SOUR:DATA:TEL:FETH:GRO:NUMB 128 SOUR:DATA:TEL:FETH:GRO:NUMB ? Returns: 128
See Also	SOURce:DATA:TELecom:FETHernet:GROup:NUMBer?

:SOURce:DATA:TELecom:FETHernet:GROup:NUMBer?

Description This query returns the group number associated with a FlexE group.

Syntax :SOURce:DATA:TELecom:FETHernet:GROup:NUMBer?

Response Syntax <GroupNumber>

Response(s) **GroupNumber**:

The response data syntax for the first parameter is defined as a <NR1 NUMERIC RESPONSE DATA> element.

Returns the group number associated with the FlexE group.

Example(s) SOUR:DATA:TEL:FETH:GRO:NUMB 128

SOUR:DATA:TEL:FETH:GRO:NUMB?

Returns: 128

See Also SOURce:DATA:TELecom:FETHernet:GROup:NUMBer

FlexE Calendar

:SOURce:DATA:TELecom:FETHernet:CLIent:CALendar:ACLient

Description	This command adds a new Client of the given size with the given list of FlexE Calendar Slots into the FlexE Calendar Configuration Navigation Path: Setup > Test Configurator > FlexE Group > Modify... > Add Client
Syntax	:SOURce:DATA:TELecom:FETHernet:CLIent:CALendar:ACLient <wsp><Client ID>, <Client Rate>, <FlexE Calendar Occupied Slots>

:SOURce:DATA:TELecom:FETHernet:CLIent:CALendar:ACLient

Parameter(s)

Client ID:

The program data syntax for the first parameter is defined as a <DECIMAL NUMERIC PROGRAM DATA> element.

Specified Client ID between 1 and 65534

DEFault: Smallest available Client ID

MINimum: Smallest available Client ID

MAXimum: Biggest available Client ID

Client Rate:

The program data syntax for the second parameter is defined as a <CHARACTER PROGRAM DATA> element.

Selects the type of FlexE Client Rate

_5GB: 5Gb Client occupying 1 Calendar Slot

_10GB: 10Gb Client occupying 2 Calendar Slots

_25GB: 25Gb Client occupying 5 Calendar Slots

_40GB: 40Gb Client occupying 8 Calendar Slots

_50GB: 50Gb Client occupying 10 Calendar Slots

_100GB: 100Gb Client occupying 20 Calendar Slots

_150GB: 150Gb Client occupying 30 Calendar Slots

_200GB: 200Gb Client occupying 40 Calendar Slots

_250GB: 250Gb Client occupying 50 Calendar Slots

_300GB: 300Gb Client occupying 60 Calendar Slots

_350GB: 350Gb Client occupying 70 Calendar Slots

_400GB: 400Gb Client occupying 80 Calendar Slots

FlexE Calendar Occupied Slots:

The program data syntax for the third parameter is defined as a <STRING PROGRAM DATA> element.

String containing a coma separated list of FlexE Calendar Zero BAsed Slot Index between open/close parenthesis delimiters

Example: (0,1)

:SOURce:DATA:TELecom:FETHernet:CLIent:CALendar:ACLient

Response Syntax	<Size>
Example(s)	SOUR:DATA:TEL:FETH:CLI:CAL:ACL 1,_10GB,(0,1) SOUR:DATA:TEL:FETH:CLI:CAL:ACL 2,_100GB,(2,3,4,5,6,7,8,9,10,11,12,13,14,15,16,17,18,19,20,21)
See Also	SOURce:DATA:TELecom:FETHernet:CLIent:CALendar:CONFig? SOURce:DATA:TELecom:FETHernet:CLIent:CALendar:RCLient

:SOURce:DATA:TELecom:FETHernet:CLIent:CALendar:CONFig?

Description

This query returns the current FlexE Client Calendar Configuration as a string containing a coma separated list of (Client Id, Ethernet Interface, List of Occupied Calendar Slots)

Navigation Path: Setup > Test Configurator > FlexE Group > Modify...

Navigation Path: Functions > OH > TX > FlexE OH Frame Summary - Block 3 - Client Calendar

Syntax

:SOURce:DATA:TELecom:FETHernet:CLIent:CALendar:CONFig?

Response Syntax

<FlexE Client Calendar Configuration>

Response(s)

FlexE Client Calendar Configuration:

The response data syntax for the first parameter is defined as a <STRING RESPONSE DATA> element.

Returns the current FlexE Client Calendar Configuration as a string containing a coma separated list of (Client Id, Ethernet Interface, List of Occupied Calendar Slots)

Ex: Using a single _200Gb default client

(1,_200Gb,(0,1,2,3,4,5,6,7,8,9,10,11,12,13,14,15,16,17,18,19,20,21,22,23,24,25,26,27,28,29,30,31,32,33,34,35,36,37,38,39))

The numbering of the slot is from 0 to 79, so PHY1 uses 0 to 19, PHY2 uses 20 to 39 and so on.

Example(s)

SOUR:DATA:TEL:FETH:CLI:CAL:CONF?

See Also

SOURce:DATA:TELecom:FETHernet:CLIent:CALendar:DELete

SOURce:DATA:TELecom:FETHernet:CLI:CALendar:ACLient

SOURce:DATA:TELecom:FETHernet:CLIent:CALendar:RCLient

SOURce:DATA:TELecom:FETHernet:CLIent:CALendar:MCID

SOURce:DATA:TELecom:FETHernet:CLIent:CALendar:MOSLots

:SOURce:DATA:TELecom:FETHernet:CLIent:CALendar:DELete

Description	This command removes all Clients from the FlexE Calendar Configuration Navigation Path: Setup > Test Configurator > FlexE Group > Modify...
Syntax	:SOURce:DATA:TELecom:FETHernet:CLIent:CALendar:DELete
Response Syntax	<FlexE Client Calendar Configuration>
Example(s)	SOUR:DATA:TEL:FETH:CLIent:CAL:DEL
See Also	SOURce:DATA:TELecom:FETHernet:CLIent:CALendar:CONFig?

:SOURce:DATA:TELecom:FETHernet:CLIent:CALendar:MCID

Description

This command replaces an existing Client Id by the new given one

Navigation Path: Setup > Test Configurator > FlexE Group > Modify...

Syntax

:SOURce:DATA:TELecom:FETHernet:CLIent:CALendar:MCID <wsp><Old Client ID>, <New Client ID>

Parameter(s)

Old Client ID:

The program data syntax for the first parameter is defined as a <DECIMAL NUMERIC PROGRAM DATA> element.

Client ID to be replaced

New Client ID:

The program data syntax for the second parameter is defined as a <DECIMAL NUMERIC PROGRAM DATA> element.

Client ID used to replace with

Response Syntax

<FlexE Client Calendar Configuration>

Example(s)

SOUR:DATA:TEL:FETH:CLI:CAL:MCID 1,456

See Also

SOUR:DATA:TEL:FETH:CLI:CAL:CONF?

:SOURce:DATA:TELecom:FETHernet:CLIent:CALendar:MOSLots

Description	This command assigns the given list of FlexE Calendar Occupied Slots to the given Client ID Navigation Path: Setup > Test Configurator > FlexE Group > Modify...
Syntax	:SOURce:DATA:TELecom:FETHernet:CLIent:CALendar:MOSLots <wsp><Client ID>, <FlexE Calendar Occupied Slots>
Parameter(s)	**Client ID**: The program data syntax for the first parameter is defined as a <DECIMAL NUMERIC PROGRAM DATA> element. Client ID to be modified **FlexE Calendar Occupied Slots**: The program data syntax for the second parameter is defined as a <STRING PROGRAM DATA> element. String containing a coma separated list of FlexE Calendar Zero Based Slot Index between open/close parenthesis delimiters Example: (0,1)
Response Syntax	<FlexE Client Calendar Configuration>
Example(s)	SOUR:DATA:TEL:FETH:CLI:CAL:MOSL 1,(0,1)
See Also	SOUR:DATA:TEL:FETH:CLI:CAL:CONF?

:SOURce:DATA:TELecom:FETHernet:CLIent:CALendar:RCLient

Description	This command removes the given Client from the FlexE Calendar Configuration Navigation Path: Setup > Test Configurator > FlexE Group > Modify...
Syntax	:SOURce:DATA:TELecom:FETHernet:CLIent:CALendar:RCLient <wsp><Client ID>
Parameter(s)	**Client ID**: The program data syntax for the first parameter is defined as a <DECIMAL NUMERIC PROGRAM DATA> element. Client ID to be removed
Response Syntax	<FlexE Client Calendar Configuration>
Example(s)	SOUR:DATA:TEL:FETH:CLI:CAL:RCL 123
See Also	SOURce:DATA:TELecom:FETHernet:CLIent:CALendar:CONFig? SOURce:DATA:TELecom:FETHernet:CLIent:CALendar:ACLient

TA-xxx (Transceiver System)

:FETCh:DATA:TELecom:SLT:TA:INFO?

Description	This query displays the transceiver system infomation for the loopback tool. At *RST condition, this value is set to device-dependent. Navigation Path: Test Control > Lpbk Tool > TA
Syntax	:FETCh:DATA:TELecom:SLT:TA:INFO? <wsp><TaReqInfo>
Parameter(s)	**TaReqInfo**: The program data syntax for the first parameter is defined as a <CHARACTER PROGRAM DATA> element. ICOUNT: Transceiver system insertion counter ID: Transceiver System Id SN: Transceiver System serial number REV: Transceiver System revision BATT: Transceiver System battery level OMICOUNT: Optical module insertion counter TA_STATE: Transceiver system state PORT_ID: Transceiver system port id
Response Syntax	<TaRespInfo>
Response(s)	**TaRespInfo**: The response data syntax for the first parameter is defined as a <STRING RESPONSE DATA> element. Returns the requested transceiver system information
Example(s)	FETC:DATA:TEL:SLT:TA:INFO? SN
See Also	FETCh:DATA:TELecom:TA:INFO?

:FETCh:DATA:TELecom:TA:INFO?

Description

This query displays the transceiver system infomation.

At *RST condition, this value is set to device-dependent.

Navigation Path: Setup > Test Configurator > Interface/Signal > TA/TA4

Syntax

:FETCh:DATA:TELecom:TA:INFO? <wsp><TaReqInfo>

Parameter(s)

TaReqInfo:

The program data syntax for the first parameter is defined as a <CHARACTER PROGRAM DATA> element.

ICOUNT: Transceiver system insertion counter

ID: Transceiver System Id

SN: Transceiver System serial number

REV: Transceiver System revision

BATT: Transceiver System battery level

OMICOUNT: Optical module insertion counter

TA_STATE: Transceiver system state

PORT_ID: Transceiver system port id

Response Syntax

<TaRespInfo>

Response(s)

TaRespInfo:

The response data syntax for the first parameter is defined as a <STRING RESPONSE DATA> element.

Returns the requested transceiver system information

Example(s)

FETC:DATA:TEL:TA:INFO? SN

See Also

FETCh:DATA:TELecom:TA:INFO

:FETCh:DATA:TELecom:TA:SYNC:INFO?

Description

This query displays the transceiver system sync information.

At *RST condition, this value is set to device-dependent.

Navigation Path: Setup > Test Configurator > External/Internal/Recovered/Backplane Clock > TA-SYNC

Syntax

:FETCh:DATA:TELecom:TA:SYNC:INFO? <wsp><TaSyncReqInfo>

Parameter(s)

TaSyncReqInfo:

The program data syntax for the first parameter is defined as a <CHARACTER PROGRAM DATA> element.

ICOUNT: Transceiver system insertion counter

ID: Transceiver System Id

SN: Transceiver System serial number

REV: Transceiver System revision

TA_STATE: Transceiver system state

PORT_ID: Transceiver system port id

Response Syntax

<TaSyncRespInfo>

Response(s)

TaSyncRespInfo:

The response data syntax for the first parameter is defined as a <STRING RESPONSE DATA> element.

Returns the requested transceiver system sync information

Example(s)

FETC:DATA:TEL:TA:SYNC:INFO? SN

See Also

FETCh:DATA:TELecom:TA:INFO

FlexO-OTUCn

:FETCh:DATA:TELecom:FOTN:GROup:STATus?

Description	This query returns the status of FlexO group. Navigation Path: Setup > Test Configurator > FlexO > FlexO Status
Syntax	:FETCh:DATA:TELecom:FOTN:GROup:STATus?
Response Syntax	<Status>
Response(s)	**Status**: The response data syntax for the first parameter is defined as a <BOOLEAN RESPONSE DATA> element. Returns FlexO group status
Example(s)	FETC:DATA:TEL:FOTN:GRO:STAT?
See Also	FETCh:DATA:TELecom:FOTN:GROup:ALARm:HISTory? FETCh:DATA:TELecom:FOTN:GROup:ALARm:SEConds? FETCh:DATA:TELecom:FOTN:GROup:ALARm:CURRent?

:SOURce:DATA:TELecom:FOTN:CLIent:CONFig?

Description

This query returns FlexO clients tributary slots assignment as a string. The returned value contains a coma separated list of client Ids, odu types, list of occupied tributary slots in the ODUCn.

Navigation: Setup > Test Configurator > FlexO - OTUCn > OTUCn

Syntax

:SOURce:DATA:TELecom:FOTN:CLIent:CONFig?

Response Syntax

<FOTN Client Configuration>

Response(s)

FOTN Client Configuration:

The response data syntax for the first parameter is defined as a <STRING RESPONSE DATA> element.

Returns FlexO clients tributary slots assignment as a string. The returned value contains a coma separated list of client IDs, ODU types, and the list of occupied tributary slots in the ODUCn.

Ex: Using a single OduFlex occupying all ODUC's

(1,OduFlex,(0,1,2,3,4,5,6,7,8,9,10,11,12,,Äã13,14,15,16,17,18,19,20,21,22,23,24,25,,Äã26,27,28,29,30,31,32,33,34,35,36,37,38,,Äã39,40,41,42,43,44,45,46,47,48,49,50,51,,Äã52,53,54,55,56,57,58,59,60,61,62,63,64,,Äã65,66,67,68,69,70,71,72,73,74,75,76,77,,Äã78,79))

Example(s)

SOUR:DATA:TEL:FOTN:CLI:CONF?

See Also

SOURce:DATA:TELecom:FOTN:CLIent:MCID

:SOURce:DATA:TELecom:FOTN:CLIent:MCID

Description

This command replaces an existing Client ID by the new given one

Navigation Path: Setup > Test Configurator > FlexO-OTUCn > OTUCn > Edit ID

Syntax

:SOURce:DATA:TELecom:FOTN:CLIent:MCID <wsp><Old Client ID>, <New Client ID>

Parameter(s)

Old Client ID:

The program data syntax for the first parameter is defined as a <DECIMAL NUMERIC PROGRAM DATA> element.

Client ID to be replaced

New Client ID:

The program data syntax for the second parameter is defined as a <DECIMAL NUMERIC PROGRAM DATA> element.

Client ID used to replace with

Response Syntax

<FOTN Client Configuration>

Example(s)

SOUR:DATA:TEL:FOTN:CLI:MCID 1,23

See Also

SOURce:DATA:TELecom:FOTN:CLIent:CONFig?

:SOURce:DATA:TELecom:FOTN:GROup:IDentifier

Description

This command sets the group ID associated with the FlexO Group.

At *RST condition, this value is set to 1.

Navigation Path: Setup > Test Configurator > FlexO-OTUCn > FlexO > FlexO Group ID

Syntax

:SOURce:DATA:TELecom:FOTN:GROup:IDentifier <wsp><GroupID>

Parameter(s)

GroupID:

The program data syntax for the first parameter is defined as a <DECIMAL NUMERIC PROGRAM DATA> element.

Sets the group ID associated with the FlexO group.

Value Range: 0 to 1048575

Response Syntax

<FOTN Client Configuration>

Example(s)

SOUR:DATA:TEL:FOTN:GRO:ID 18

SOUR:DATA:TEL:FOTN:GRO:ID?

Returns: 18

See Also

SOURce:DATA:TELecom:FOTN:GROup:IDentifier?

:SOURce:DATA:TELecom:FOTN:GROup:IDentifier?

Description

This query returns the group ID associated with a FlexO group.

At *RST condition, this value is set to 1.

Navigation Path: Setup > Test Configurator > FlexO-OTUCn > FlexO > FlexO Group ID

Syntax

:SOURce:DATA:TELecom:FOTN:GROup:IDentifier?

Response Syntax

<GroupID>

Response(s)

GroupID:

The response data syntax for the first parameter is defined as a <NR1 NUMERIC RESPONSE DATA> element.

Returns the group ID associated with the FlexO group.

Example(s)

SOUR:DATA:TEL:FOTN:GRO:ID 18

SOUR:DATA:TEL:FOTN:GRO:ID?

Returns: 18

See Also

SOURce:DATA:TELecom:FOTN:GROup:IDentifier

Modify Wavelength

:SENSe:DATA:TELecom:OPTical:TUNable:CHANnel:NUMBer?

Description	This query returns the tunable wavelength channel number value. At *RST condition, this value is device-dependent. Navigation Path: Setup > Test Configurator > Interface > Physical Interface > Modify Wavelength - Channel Number
Syntax	:SENSe:DATA:TELecom:OPTical:TUNable:CHANnel:NUMBer?
Response Syntax	<ChannelNumber>
Response(s)	**ChannelNumber**: The response data syntax for the first parameter is defined as a <NR2 NUMERIC RESPONSE DATA> element. Returns the tunable channel number of wavelength.
Example(s)	SENS:DATA:TEL:OPT:TUN:CHAN:NUMB?
See Also	SENSe:DATA:TELecom:OPTical:TUNable:CHANnel:SPACing?

:SENSe:DATA:TELecom:OPTical:TUNable:CHANnel:SPACing?

Description	This query returns the tunable wavelength channel spacing value. At *RST condition, this value is device-dependent. Navigation Path: Setup > Test Configurator > Interface > Physical Interface > Modify Wavelength - Channel Spacing (GHz)
Syntax	:SENSe:DATA:TELecom:OPTical:TUNable:CHANnel:SPACing?
Response Syntax	<ChannelSpacing>
Response(s)	**ChannelSpacing**: The response data syntax for the first parameter is defined as a <NR1 NUMERIC RESPONSE DATA> element. Returns the tunable channel spacing of wavelength.
Example(s)	SENS:DATA:TEL:OPT:TUN:CHAN:SPAC?
See Also	SENSe:DATA:TELecom:OPTical:TUNable:CHANnel:NUMBer?

:SENSe:DATA:TELecom:OPTical:TUNable:FREQuency?

Description	This query returns the tunable frequency value. At *RST condition, this value is device-dependent. Navigation Path: Setup > Test Configurator > Interface > Physical Interface > Modify Wavelength - Frequency (THz)
Syntax	:SENSe:DATA:TELecom:OPTical:TUNable:FREQuency?
Response Syntax	<Frequency>
Response(s)	**Frequency**: The response data syntax for the first parameter is defined as a <NR2 NUMERIC RESPONSE DATA> element. Returns the tunable frequency value.
Example(s)	SENS:DATA:TEL:OPT:TUN:FREQ?
See Also	SENSe:DATA:TELecom:OPTical:PORT:FREQuency?

:SOURce:DATA:TELecom:OPTical:SLTool:TUNable:ITU?

Description	Returns the ITU Grid Value for the current registered wavelength on the device. Add this number to the channel number to get the ITU compliant channel number. At *RST condition, this value is device-dependent. Navigation Path: Test Control > Lpbk Tool > Interface > Physical Interface > Modify - Channel Number
Syntax	:SOURce:DATA:TELecom:OPTical:SLTool:TUNable:ITU?
Response Syntax	<ITU Grid Value>
Response(s)	**ITU Grid Value**: The response data syntax for the first parameter is defined as a <NR2 NUMERIC RESPONSE DATA> element. Returns the ITU Grid Value
Example(s)	SOUR:DATA:TEL:OPT:SLT:TUN:ITU?
See Also	SENSe:DATA:TELecom:OPTical:SLTool:TUNable:CHANnel:NUMBer?

:SOURce:DATA:TELecom:OPTical:TUNable:ITU?

Description	Returns the ITU Grid Value for the current registered wavelength on the device. Add this number to the channel number to get the ITU compliant channel number. At *RST condition, this value is device-dependent. Navigation Path: Setup > Test Configurator > Interface > Physical Interface > Modify Wavelength - Channel Number
Syntax	:SOURce:DATA:TELecom:OPTical:TUNable:ITU?
Response Syntax	<ITU Grid Value>
Response(s)	**ITU Grid Value**: The response data syntax for the first parameter is defined as a <NR2 NUMERIC RESPONSE DATA> element. Returns the ITU Grid Value
Example(s)	SOUR:DATA:TEL:OPT:TUN:ITU?
See Also	SENSe:DATA:TELecom:OPTical:TUNable:CHANnel:NUMBer?

:SOURce:DATA:TELecom:OPTical:TUNable:WAVelength

Description

This command sets the wavelength for tunable tranceivers.

At *RST condition, this value is device-dependent.

Navigation Path: Setup > Test Configurator >Interface > Physical Interface >Modify Wavelength - Wavelength (nm)

Syntax

:SOURce:DATA:TELecom:OPTical:TUNable:WAVelength <wsp><Wavelength>

Parameter(s)

Wavelength:

The program data syntax for the first parameter is defined as a <DECIMAL NUMERIC PROGRAM DATA> element.

Modify the tunable wavelength value.

MAXimum: Biggest supported value.

MINimum: Smallest supported value.

Response Syntax

<ITU Grid Value>

Example(s)

SOUR:DATA:TEL:OPT:TUN:WAV 1548.38

See Also

SENS:DATA:TEL:SDT:THR 50.0

SENS:DATA:TEL:SDT:THR? Returns 50.0

:SOURce:DATA:TELecom:OPTical:TUNable:WAVelength?

Description

This query returns the tunable wavelength value.

At *RST condition, this value is device-dependent..

Navigation Path: Setup > Test Configurator >Interface > Physical Interface >Modify Wavelength - Wavelength (nm)

Syntax

:SOURce:DATA:TELecom:OPTical:TUNable:WAVelength?[<wsp><Wavelength>]

Parameter(s)

Wavelength:

The program data syntax for the first parameter is defined as a <CHARACTER PROGRAM DATA> element.

This parameter is optional.

If no token is specified, the current wavelength value is returned.

MAXimum: Biggest supported value.

MINimum: Smallest supported value.

Response Syntax

<Set>

Response(s)

Set:

The response data syntax for the first parameter is defined as a <NR2 NUMERIC RESPONSE DATA> element.

Returns the tunable wavelength value.

Example(s)

SOUR:DATA:TEL:OPT:TUN:WAV

SOUR:DATA:TEL:OPT:TUN:WAV?

Returns 0

See Also

SENS:DATA:TEL:SDT:THR 50.0

SENS:DATA:TEL:SDT:THR? Returns 50.0

Clients - Path OAM

:SENSe:DATA:TELecom:FETHernet:POAM:CSIGnal:MONitoring:ENABle

Description	This command enables/disables the FlexE Path OAM Expected Client Signal Type. At *RST condition, this value is set to OFF. Navigation Path: Setup > Test Configurator > Clients > Path OAM > CS Type - Expected
Syntax	:SENSe:DATA:TELecom:FETHernet:POAM:CSIGnal:MONitoring:ENABle <wsp><Status>
Parameter(s)	**Status**: The program data syntax for the first parameter is defined as a <CHARACTER PROGRAM DATA> element. Enables/disables: ON: Enables OFF: Disables
Response Syntax	<Value>
Example(s)	SENS:DATA:TEL:FETH:POAM:CSIG:MON:ENAB OFF SENS:DATA:TEL:FETH:POAM:CSIG:MON:ENAB? Returns: 0

:SENSe:DATA:TELecom:FETHernet:POAM:CSIGnal:MONitoring:ENABle?

Description	This query returns the enable/dsable status of FlexE Path OAM Expected Client Signal Type. At *RST condition, this value is set to OFF. Navigation Path: Setup > Test Configurator > Clients > Path OAM > CS Type - Expected
Syntax	:SENSe:DATA:TELecom:FETHernet:POAM:CSIGnal:MONitoring:ENABle?
Response Syntax	<Status>
Response(s)	**Status**: The response data syntax for the first parameter is defined as a <BOOLEAN RESPONSE DATA> element. Returns the enable/disable status: 1: Enabled 0: Disabled
Example(s)	SENS:DATA:TEL:FETH:POAM:CSIG:MON:ENAB OFF SENS:DATA:TEL:FETH:POAM:CSIG:MON:ENAB? Returns: 0

:SENSe:DATA:TELecom:FETHernet:POAM:CSIGnal:TYPE:EXPexted

Description

This command sets the FlexE Path OAM Expected Client Signal type.

At *RST condition, this value is set to ETHERNET.

Navigation Path: Setup > Test Configurator > Clients > Path OAM > CS Type - Expected

Syntax

:SENSe:DATA:TELecom:FETHernet:POAM:CSIGnal:TYPE:EXPexted <wsp><Type>

Parameter(s)

Type:

The program data syntax for the first parameter is defined as a <CHARACTER PROGRAM DATA> element.

Sets the expected type

CSTYPE_CHNL: Character Not Loaded

CSTYPE_ETHernet: ETHERNET

CSTYPE_SDH: SDH

CSTYPE_CPRI: CPRI

CSTYPE_FC: FC

Response Syntax

<Status>

Example(s)

SENS:DATA:TEL:FETH:POAM:CSIG:TYPE:EXP CSTYPE_SDH

SENS:DATA:TEL:FETH:POAM:CSIG:TYPE:EXP?

Returns CSTYPE_SDH

:SENSe:DATA:TELecom:FETHernet:POAM:CSIGnal:TYPE:EXPexted?

Description	This query returns the FlexE Path OAM Expected Client Signal type. At *RST condition, this value is set to ETHERNET. Navigation Path: Setup > Test Configurator > Clients > Path OAM > CS Type - Expected
Syntax	:SENSe:DATA:TELecom:FETHernet:POAM:CSIGnal:TYPE:EXPexted?
Response Syntax	<Type>
Response(s)	**Type**: The response data syntax for the first parameter is defined as a <CHARACTER RESPONSE DATA> element. Returns the expected type: CSTYPE_CHNL: Character Not Loaded CSTYPE_ETHernet: ETHERNET CSTYPE_SDH: SDH CSTYPE_CPRI: CPRI CSTYPE_FC: FC
Example(s)	SENS:DATA:TEL:FETH:POAM:CSIG:TYPE:EXP CSTYPE_SDH SENS:DATA:TEL:FETH:POAM:CSIG:TYPE:EXP? Returns CSTYPE_SDH

:SENSe:DATA:TELecom:FETHernet:POAM:CVER:DAPI:EXPexted

Description	This command sets the FlexE Path OAM connectivity verification DAPI expected message. At *RST condition, this value is set to EXFO DAPI. Navigation Path: Setup > Test Configurator > Clients > Path OAM > Connectivity Verification - Expected DAPI
Syntax	:SENSe:DATA:TELecom:FETHernet:POAM:CVER:DAPI:EXPexted <wsp><Message>
Parameter(s)	**Message**: The program data syntax for the first parameter is defined as a <STRING PROGRAM DATA> element. Sets the expected message.
Response Syntax	<Type>
Example(s)	SENS:DATA:TEL:FETH:POAM:CVER:DAPI:EXP EXFO DAPI SENS:DATA:TEL:FETH:POAM:CVER:DAPI:EXP? Returns: EXFO DAPI

:SENSe:DATA:TELecom:FETHernet:POAM:CVER:DAPI:EXPexted?

Description	This query returns the FlexE Path OAM connectivity verification DAPI expected message. At *RST condition, this value is set to EXFO DAPI. Navigation Path: Setup > Test Configurator > Clients > Path OAM > Connectivity Verification - Expected DAPI
Syntax	:SENSe:DATA:TELecom:FETHernet:POAM:CVER:DAPI:EXPexted?
Response Syntax	<Message>
Response(s)	**Message**: The response data syntax for the first parameter is defined as a <STRING RESPONSE DATA> element. Returns the expected message.
Example(s)	SENS:DATA:TEL:FETH:POAM:CVER:DAPI:EXP EXFO DAPI SENS:DATA:TEL:FETH:POAM:CVER:DAPI:EXP? Returns: EXFO DAPI

:SENSe:DATA:TELecom:FETHernet:POAM:CVER:MONitoring:ENABle

Description

This command enables/disables the FlexE Path OAM connectivity verification Expected SAPI/DAPI.

At *RST condition, this value is set to OFF.

Navigation Path: Setup > Test Configurator > Clients > Path OAM > Connectivity Verification - SAPI/DAPI Expected

Syntax

:SENSe:DATA:TELecom:FETHernet:POAM:CVER:MONitoring:ENABle <wsp><Status>

Parameter(s)

Status:

The program data syntax for the first parameter is defined as a <CHARACTER PROGRAM DATA> element.

Enables/disables:

ON: Enables

OFF: Disables

Response Syntax

<Message>

Example(s)

SENS:DATA:TEL:FETH:POAM:CVER:MON:ENAB OFF

SENS:DATA:TEL:FETH:POAM:CVER:MON:ENAB?

Returns: 0

:SENSe:DATA:TELecom:FETHernet:POAM:CVER:MONitoring:ENABle?

Description	This query returns enable/disable status of the FlexE Path OAM connectivity verification SAPI/DAPI Expected. At *RST condition, this value is set to OFF. Navigation Path: Setup > Test Configurator > Clients > Path OAM > Connectivity Verification - SAPI/DAPI Expected
Syntax	:SENSe:DATA:TELecom:FETHernet:POAM:CVER:MONitoring:ENABle?
Response Syntax	<Status>
Response(s)	**Status**: The response data syntax for the first parameter is defined as a <BOOLEAN RESPONSE DATA> element. Returns the enable/disable status: 1: Enabled 0: Disabled
Example(s)	SENS:DATA:TEL:FETH:POAM:CVER:MON:ENAB OFF SENS:DATA:TEL:FETH:POAM:CVER:MON:ENAB? Returns: 0

:SENSe:DATA:TELecom:FETHernet:POAM:CVER:SAPI:EXPexted

Description	This command sets the FlexE Path OAM connectivity verification SAPI expectedmessage. At *RST condition, this value is set to EXFO SAPI. Navigation Path: Setup > Test Configurator > Clients > Path OAM > Connectivity Verification - Expected SAPI
Syntax	:SENSe:DATA:TELecom:FETHernet:POAM:CVER:SAPI:EXPexted <wsp><Message>
Parameter(s)	**Message**: The program data syntax for the first parameter is defined as a <STRING PROGRAM DATA> element. Sets the expected message.
Response Syntax	<Status>
Example(s)	SENS:DATA:TEL:FETH:POAM:CVER:SAPI:EXP EXFO SAPI SENS:DATA:TEL:FETH:POAM:CVER:SAPI:EXP? Returns: EXFO SAPI

:SENSe:DATA:TELecom:FETHernet:POAM:CVER:SAPI:EXPexted?

Description	This query returns the FlexE Path OAM connectivity verification SAPI expected message. At *RST condition, this value is set to EXFO SAPI. Navigation Path: Setup > Test Configurator > Clients > Path OAM > Connectivity Verification - Expected SAPI
Syntax	:SENSe:DATA:TELecom:FETHernet:POAM:CVER:SAPI:EXPexted?
Response Syntax	<Message>
Response(s)	**Message**: The response data syntax for the first parameter is defined as a <STRING RESPONSE DATA> element. Returns the expected message.
Example(s)	SENS:DATA:TEL:FETH:POAM:CVER:SAPI:EXP EXFO SAPI SENS:DATA:TEL:FETH:POAM:CVER:SAPI:EXP? Returns: EXFO SAPI

:SOURce:DATA:TELecom:FETHernet:POAM:BOAM:CCFunction

Description	This command enables/disables the FlexE Path OAM continuity check function At *RST condition, this value is set to ON. Navigation Path: Setup > Test Configurator > Clients > Path OAM > Basic OAM - CC Function
Syntax	:SOURce:DATA:TELecom:FETHernet:POAM:BOAM:CCFunction <wsp><Status>
Parameter(s)	**Status**: The program data syntax for the first parameter is defined as a <CHARACTER PROGRAM DATA> element. Enables/disables: ON: Enables OFF: Disables
Response Syntax	<Message>
Example(s)	SOUR:DATA:TEL:FETH:POAM:BOAM:CCF OFF SOUR:DATA:TEL:FETH:POAM:BOAM:CCF? Returns: 0

:SOURce:DATA:TELecom:FETHernet:POAM:BOAM:CCFunction?

Description	This query returns the FlexE Path OAM continuity check function status At *RST condition, this value is set to ON. Navigation Path: Setup > Test Configurator > Clients > Path OAM > Basic OAM - CC Function
Syntax	:SOURce:DATA:TELecom:FETHernet:POAM:BOAM:CCFunction?
Response Syntax	<Status>
Response(s)	**Status**: The response data syntax for the first parameter is defined as a <BOOLEAN RESPONSE DATA> element. Returns the enable/disable status: 1: Enabled 0: Disabled
Example(s)	SOUR:DATA:TEL:FETH:POAM:BOAM:CCF OFF SOUR:DATA:TEL:FETH:POAM:BOAM:CCF? Returns: 0

:SOURce:DATA:TELecom:FETHernet:POAM:BOAM:PERiod

Description

This command sets the FlexE Path OAM Basic OAM period

At *RST condition, this value is set to _64K.

Navigation Path: Setup > Test Configurator > Clients > Path OAM > Basic OAM - Period

Syntax

:SOURce:DATA:TELecom:FETHernet:POAM:BOAM:PERiod <wsp><Period>

Parameter(s)

Period:

The program data syntax for the first parameter is defined as a <CHARACTER PROGRAM DATA> element.

Sets the period:

_16K: 16K

_32K: 32K

_512K: 512K

_64K: 64K

Response Syntax

<Status>

Example(s)

SOUR:DATA:TEL:FETH:POAM:BOAM:PER _32K

SOUR:DATA:TEL:FETH:POAM:BOAM:PER?

Returns: _32K

:SOURce:DATA:TELecom:FETHernet:POAM:BOAM:PERiod?

Description

This query returns the FlexE Path OAM Basic OAM period

At *RST condition, this value is _64K.

Navigation Path: Setup > Test Configurator > Clients > Path OAM > Basic OAM - Period

Syntax

:SOURce:DATA:TELecom:FETHernet:POAM:BOAM:PERiod?

Response Syntax

<Period>

Response(s)

Period:

The response data syntax for the first parameter is defined as a <CHARACTER RESPONSE DATA> element.

Returns the period:

_16K: 16K

_32K: 32K

_512K: 512K

_64K: 64K

Example(s)

SOUR:DATA:TEL:FETH:POAM:BOAM:PER _32K

SOUR:DATA:TEL:FETH:POAM:BOAM:PER?

Returns: _32K

:SOURce:DATA:TELecom:FETHernet:POAM:CLIent:IDentifier

Description

Selects the Client Identifier associated with FlexE Path OAM.

At *RST condition, this value is set to 1 (Default Client ID).

Navigation Path: Setup > Test Configurator > Clients > Path OAM > Path OAM on Client ID

Syntax

:SOURce:DATA:TELecom:FETHernet:POAM:CLIent:IDentifier <wsp><Client ID>

Parameter(s)

Client ID:

The program data syntax for the first parameter is defined as a <DECIMAL NUMERIC PROGRAM DATA> element.

Selects Client Identifier.

Response Syntax

<Period>

Example(s)

SOUR:DATA:TEL:FETH:POAM:CLI:ID 2

SOUR:DATA:TEL:FETH:POAM:CLI:ID?

Returns 2

:SOURce:DATA:TELecom:FETHernet:POAM:CLIent:IDentifier?

Description	Returns the Client Identifier selected for FlexE Path OAM. At *RST condition, this value is set to 1 (Default Client ID). Navigation Path: Setup > Test Configurator > Clients > Path OAM > Path OAM functions on Client ID
Syntax	:SOURce:DATA:TELecom:FETHernet:POAM:CLIent:IDentifier?
Response Syntax	<Client ID>
Response(s)	**Client ID**: The response data syntax for the first parameter is defined as a <NR1 NUMERIC RESPONSE DATA> element. Returns Client Identifier.
Example(s)	SOUR:DATA:TEL:FETH:POAM:CLI:ID 2 SOUR:DATA:TEL:FETH:POAM:CLI:ID? Returns 2

:SOURce:DATA:TELecom:FETHernet:POAM:CSIGnal:ENABle

Description

This command enables/disables the FlexE Path OAM Client Signal type function.

At *RST condition, this value is set to OFF.

Navigation Path: Setup > Test Configurator > Clients > Path OAM > CS Type - CS Type Function

Syntax

:SOURce:DATA:TELecom:FETHernet:POAM:CSIGnal:ENABle <wsp><Status>

Parameter(s)

Status:

The program data syntax for the first parameter is defined as a <CHARACTER PROGRAM DATA> element.

Enables/disables:

ON: Enables

OFF: Disables

Response Syntax

<Client ID>

Example(s)

SOUR:DATA:TEL:FETH:POAM:CSIG:ENAB

SOUR:DATA:TEL:FETH:POAM:CSIG:ENAB?

Returns: 0

:SOURce:DATA:TELecom:FETHernet:POAM:CSIGnal:ENABle?

Description

This query returns the FlexE Path OAM Client Signal type function status

At *RST condition, this value is set to OFF.

Navigation Path: Setup > Test Configurator > Clients > Path OAM > Client Signal - CS Type Function

Syntax

:SOURce:DATA:TELecom:FETHernet:POAM:CSIGnal:ENABle?

Response Syntax

<Status>

Response(s)

Status:

The response data syntax for the first parameter is defined as a <BOOLEAN RESPONSE DATA> element.

Returns the enable/disable status:

1: Enabled

0: Disabled

Example(s)

SOUR:DATA:TEL:FETH:POAM:CSIG:ENAB

SOUR:DATA:TEL:FETH:POAM:CSIG:ENAB?

Returns: 0

:SOURce:DATA:TELecom:FETHernet:POAM:CSIGnal:TX:PERiod

Description

This command sets the FlexE Path OAM Client Signal type period

At *RST condition, this value is set to _10S.

Navigation Path: Setup > Test Configurator > Clients > Path OAM > CS Type - Period

Syntax

:SOURce:DATA:TELecom:FETHernet:POAM:CSIGnal:TX:PERiod <wsp><Period>

Parameter(s)

Period:

The program data syntax for the first parameter is defined as a <CHARACTER PROGRAM DATA> element.

Sets the period:

_1Second: 1 Second

_10Second: 10 Seconds

_1Minute: 1 Minute

Response Syntax

<Status>

Example(s)

SOUR:DATA:TEL:FETH:POAM:CSIG:TX:PER _1S

SOUR:DATA:TEL:FETH:POAM:CSIG:TX:PER?

Returns _1S

:SOURce:DATA:TELecom:FETHernet:POAM:CSIGnal:TX:PERiod?

Description	This query returns the FlexE Path OAM Client Signal Type period At *RST condition, this value is set to _10S. Navigation Path: Setup > Test Configurator > Clients > Path OAM > Client Signal - Period
Syntax	:SOURce:DATA:TELecom:FETHernet:POAM:CSIGnal:TX:PERiod?
Response Syntax	<Period>
Response(s)	**Period**: The response data syntax for the first parameter is defined as a <CHARACTER RESPONSE DATA> element. Returns the period: _1Second: 1 Second _10Second: 10 Seconds _1Minute: 1 Minute
Example(s)	SOUR:DATA:TEL:FETH:POAM:CSIG:TX:PER _1S SOUR:DATA:TEL:FETH:POAM:CSIG:TX:PER? Returns _1S

:SOURce:DATA:TELecom:FETHernet:POAM:CSIGnal:TYPE:GENerated

Description

This command sets the FlexE Path OAM generated Client Signal type

At *RST condition, this value is set to ETHERNET.

Navigation Path: Setup > Test Configurator > Clients > Path OAM > Client Signal - Type

Syntax

:SOURce:DATA:TELecom:FETHernet:POAM:CSIGnal:TYPE:GENerated <wsp><Type>

Parameter(s)

Type:

The program data syntax for the first parameter is defined as a <CHARACTER PROGRAM DATA> element.

Sets the type

CSTYPE_CHNL: Character Not Loaded

CSTYPE_ETHernet: ETHERNET

CSTYPE_SDH: SDH

CSTYPE_CPRI: CPRI

CSTYPE_FC: FC

Response Syntax

<Period>

Example(s)

SOUR:DATA:TEL:FETH:POAM:CSIG:TYPE:GEN CSTYPE_SDH

SOUR:DATA:TEL:FETH:POAM:CSIG:TYPE:GEN?

Returns CSTYPE_SDH

:SOURce:DATA:TELecom:FETHernet:POAM:CSIGnal:TYPE:GENerated?

Description	This query returns the FlexE Path OAM generated Client Signal type At *RST condition, this value is set to ETHERNET Navigation Path: Setup > Test Configurator > Clients > Path OAM > Client Signal - Type
Syntax	:SOURce:DATA:TELecom:FETHernet:POAM:CSIGnal:TYPE:GENerated?
Response Syntax	<Type>
Response(s)	**Type**: The response data syntax for the first parameter is defined as a <CHARACTER RESPONSE DATA> element. Returns the type: CSTYPE_CHaracterNotLoaded: Chanel Not Loaded CSTYPE_ETHernet: ETHERNET CSTYPE_SDH: SDH CSTYPE_CPRI: CPRI CSTYPE_FC: FC
Example(s)	SOUR:DATA:TEL:FETH:POAM:CSIG:TYPE:GEN CSTYPE_SDH SOUR:DATA:TEL:FETH:POAM:CSIG:TYPE:GEN? Returns CSTYPE_SDH

:SOURce:DATA:TELecom:FETHernet:POAM:CVER:DAPI:GENeration

Description	This command sets the FlexE Path OAM connectivity verification DAPI generated message. At *RST condition, this value is set to EXFO DAPI. Navigation Path: Setup > Test Configurator > Clients > Path OAM > Connectivity Verification - DAPI Generated
Syntax	:SOURce:DATA:TELecom:FETHernet:POAM:CVER:DAPI:GENeration <wsp><Message>
Parameter(s)	**Message**: The program data syntax for the first parameter is defined as a <STRING PROGRAM DATA> element. Sets the generated message.
Response Syntax	<Type>
Example(s)	SOUR:DATA:TEL:FETH:POAM:CVER:DAPI:GEN EXFO DAPI SOUR:DATA:TEL:FETH:POAM:CVER:DAPI:GEN? Returns: EXFO DAPI

:SOURce:DATA:TELecom:FETHernet:POAM:CVER:DAPI:GENeration?

Description	This query returns the FlexE Path OAM connectivity verification DAPI generated message. At *RST condition, this value is set to EXFO DAPI. Navigation Path: Setup > Test Configurator > Clients > Path OAM > Connectivity Verification - Dapi
Syntax	:SOURce:DATA:TELecom:FETHernet:POAM:CVER:DAPI:GENeration?
Response Syntax	<Message>
Response(s)	**Message**: The response data syntax for the first parameter is defined as a <STRING RESPONSE DATA> element. Returns the generated message.
Example(s)	SOUR:DATA:TEL:FETH:POAM:CVER:DAPI:GEN EXFO DAPI SOUR:DATA:TEL:FETH:POAM:CVER:DAPI:GEN? Returns: EXFO DAPI

:SOURce:DATA:TELecom:FETHernet:POAM:CVER:ENABle

Description	This command enables/disables the FlexE Path OAM connectivity verification function At *RST condition, this value is set to OFF. Navigation Path: Setup > Test Configurator > Clients > Path OAM > Connectivity Verification - CV Function
Syntax	:SOURce:DATA:TELecom:FETHernet:POAM:CVER:ENABle <wsp><Status>
Parameter(s)	**Status**: The program data syntax for the first parameter is defined as a <CHARACTER PROGRAM DATA> element. Enables/disables: ON: Enables OFF: Disables
Response Syntax	<Message>
Example(s)	SOUR:DATA:TEL:FETH:POAM:CVER:ENAB OFF SOUR:DATA:TEL:FETH:POAM:CVER:ENAB? Returns: 0

:SOURce:DATA:TELecom:FETHernet:POAM:CVER:ENABle?

Description

This query returns the FlexE Path OAM conectivity verification function status

At *RST condition, this value is set to OFF.

Navigation Path: Setup > Test Configurator > Clients > Path OAM > Connectivity Verification - CV Function

Syntax

:SOURce:DATA:TELecom:FETHernet:POAM:CVER:ENABle?

Response Syntax

<Status>

Response(s)

Status:

The response data syntax for the first parameter is defined as a <BOOLEAN RESPONSE DATA> element.

Returns the enable/disable status:

1: Enabled

0: Disabled

Example(s)

SOUR:DATA:TEL:FETH:POAM:CVER:ENAB OFF

SOUR:DATA:TEL:FETH:POAM:CVER:ENAB?

Returns: 0

:SOURce:DATA:TELecom:FETHernet:POAM:CVER:SAPI:GENeration

Description	This command sets the FlexE Path OAM connectivity verification SAPI generated message. At *RST condition, this value is set to EXFO SAPI. Navigation Path: Setup > Test Configurator > Clients > Path OAM > Connectivity Verification - Sapi
Syntax	:SOURce:DATA:TELecom:FETHernet:POAM:CVER:SAPI:GENeration <wsp><Message>
Parameter(s)	**Message**: The program data syntax for the first parameter is defined as a <STRING PROGRAM DATA> element. Sets the generated message.
Response Syntax	<Status>
Example(s)	SOUR:DATA:TEL:FETH:POAM:CVER:SAPI:GEN EXFO SAPI SOUR:DATA:TEL:FETH:POAM:CVER:SAPI:GEN? Returns: EXFO SAPI

:SOURce:DATA:TELecom:FETHernet:POAM:CVER:SAPI:GENeration?

Description	This query returns the FlexE Path OAM connectivity verification SAPI generated message. At *RST condition, this value is set to EXFO SAPI. Navigation Path: Setup > Test Configurator > Clients > Path OAM > Connectivity Verification - Sapi
Syntax	:SOURce:DATA:TELecom:FETHernet:POAM:CVER:SAPI:GENeration?
Response Syntax	<Message>
Response(s)	**Message**: The response data syntax for the first parameter is defined as a <STRING RESPONSE DATA> element. Returns the generated message.
Example(s)	SOUR:DATA:TEL:FETH:POAM:CVER:SAPI:GEN EXFO SAPI SOUR:DATA:TEL:FETH:POAM:CVER:SAPI:GEN? Returns: EXFO SAPI

:SOURce:DATA:TELecom:FETHernet:POAM:CVER:TX:PERiod

Description

This command sets the FlexE Path OAM Connectivity Verification period

At *RST condition, this value is set to _10S.

Navigation Path: Setup > Test Configurator > Clients > Path OAM > Connectivity Verification - Period

Syntax

:SOURce:DATA:TELecom:FETHernet:POAM:CVER:TX:PERiod <wsp><Period>

Parameter(s)

Period:

The program data syntax for the first parameter is defined as a <CHARACTER PROGRAM DATA> element.

Sets the period:

_1Second: 1 Second

_10Second: 10 Seconds

_1Minute: 1 Minute

Response Syntax

<Message>

Example(s)

SOUR:DATA:TEL:FETH:POAM:CVER:TX:PER _1S

SOUR:DATA:TEL:FETH:POAM:CVER:TX:PER?

Returns _1S

:SOURce:DATA:TELecom:FETHernet:POAM:CVER:TX:PERiod?

Description	This query returns the FlexE Path OAM Connectivity Verification period At *RST condition, this value is set to _10S. Navigation Path: Setup > Test Configurator > Clients > Path OAM > Connectivity Verification - Period
Syntax	:SOURce:DATA:TELecom:FETHernet:POAM:CVER:TX:PERiod?
Response Syntax	<Period>
Response(s)	**Period**: The response data syntax for the first parameter is defined as a <CHARACTER RESPONSE DATA> element. Returns the period: _1Second: 1 Second _10Second: 10 Seconds _1Minute: 1 Minute
Example(s)	SOUR:DATA:TEL:FETH:POAM:CVER:TX:PER _1S SOUR:DATA:TEL:FETH:POAM:CVER:TX:PER? Returns _1S

:SOURce:DATA:TELecom:FETHernet:POAM:DELay:ENABle

Description

This command enables/disables the FlexE Path OAM Delay Measurement 2DM Function.

At *RST condition, this value is set to OFF.

Navigation Path: Setup > Test Configurator > Clients > Path OAM > Bidirectional Delay Measurement - 2DM Function

Syntax

:SOURce:DATA:TELecom:FETHernet:POAM:DELay:ENABle <wsp><Status>

Parameter(s)

Status:

The program data syntax for the first parameter is defined as a <BOOLEAN PROGRAM DATA> element.

Enables/disables:

ON: Enables

OFF: Disables

Response Syntax

<Period>

Example(s)

SOUR:DATA:TEL:FETH:POAM:DEL:ENAB ON

SOUR:DATA:TEL:FETH:POAM:DEL:ENAB?

Returns: 1

See Also

SOURce:DATA:TELecom:FETHernet:POAM:RESPonder:ENABle

:SOURce:DATA:TELecom:FETHernet:POAM:DELay:ENABle?

Description

This query returns the enable/disable status of the FlexE Path OAM Delay Measurement 2DM Function.

At *RST condition, this value is set to OFF.

Navigation Path: Setup > Test Configurator > Clients > Path OAM > Bidirectional Delay Measurement - 2DM Function

Syntax

:SOURce:DATA:TELecom:FETHernet:POAM:DELay:ENABle?

Response Syntax

<Status>

Response(s)

Status:

The response data syntax for the first parameter is defined as a <BOOLEAN RESPONSE DATA> element.

Returns the enable/disable status:

ON: Enabled

OFF: Disabled

Example(s)

SOUR:DATA:TEL:FETH:POAM:DEL:ENAB ON

SOUR:DATA:TEL:FETH:POAM:DEL:ENAB?

Returns: 1

See Also

SOURce:DATA:TELecom:FETHernet:POAM:RESPonder:ENABle?

:SOURce:DATA:TELecom:FETHernet:POAM:DELay:TX:CONTinuous:ENABle

Description

This command enables/disables the FlexE Path OAM Delay Measurement Continuous transmission mode.

At *RST condition, this value is set to OFF.

Navigation Path: Setup > Test Configurator > Clients > Path OAM > Bidirectional Delay Measurement - Continuous

Syntax

:SOURce:DATA:TELecom:FETHernet:POAM:DELay:TX:CONTinuous:ENABle <wsp><Status>

Parameter(s)

Status:

The program data syntax for the first parameter is defined as a <BOOLEAN PROGRAM DATA> element.

Enables/disables:

ON: Enables

OFF: Disables

Response Syntax

<Status>

Example(s)

SOUR:DATA:TEL:FETH:POAM:DEL::TX:CONT:ENAB ON

SOUR:DATA:TEL:FETH:POAM:DEL:TX:CONT:ENAB?

Returns: 1

See Also

SOURce:DATA:TELecom:FETHernet:POAM:DELay:ENABle

:SOURce:DATA:TELecom:FETHernet:POAM:DELay:TX:CONTinuous:ENABle?

Description

This query returns enable/disable status of the FlexE Path OAM Delay Measurement Continuous mode.

At *RST condition, this value is set to OFF.

Navigation Path: Setup > Test Configurator > Clients > Path OAM > Bidirectional Delay Measurement - Continuous

Syntax

:SOURce:DATA:TELecom:FETHernet:POAM:DELay:TX:CONTinuous:ENABle?

Response Syntax

<Status>

Response(s)

Status:

The response data syntax for the first parameter is defined as a <BOOLEAN RESPONSE DATA> element.

Returns the enable/disable status:

ON: Enabled

OFF: Disabled

Example(s)

SOUR:DATA:TEL:FETH:POAM:DEL:TX:CONT:ENAB ON

SOUR:DATA:TEL:FETH:POAM:DEL:TX:CONT:ENAB?

Returns: 1

See Also

SOURce:DATA:TELecom:FETHernet:POAM:DELay:ENABle?

:SOURce:DATA:TELecom:FETHernet:POAM:DELay:TX:ENABle

Description

This command enables/disables the FlexE Path OAM Delay Measurement Message Transmission status.

At *RST condition, this value is set to OFF.

Navigation Path: Setup > Test Configurator > Clients > Path OAM > Bidirectional Delay Measurement - EX Enable

Syntax

:SOURce:DATA:TELecom:FETHernet:POAM:DELay:TX:ENABle <wsp><Status>

Parameter(s)

Status:

The program data syntax for the first parameter is defined as a <BOOLEAN PROGRAM DATA> element.

Enables/disables:

ON: Enables

OFF: Disables

Response Syntax

<Status>

Example(s)

SOUR:DATA:TEL:FETH:POAM:DEL::TX:ENAB ON

SOUR:DATA:TEL:FETH:POAM:DEL:TX:ENAB?

Returns: 1

See Also

SOURce:DATA:TELecom:FETHernet:POAM:DELay:ENABle

:SOURce:DATA:TELecom:FETHernet:POAM:DELay:TX:ENABle?

Description

This query returns the FlexE Path OAM Delay Measurement Message Transmission status.

At *RST condition, this value is set to OFF.

Navigation Path: Setup > Test Configurator > Clients > Path OAM > Bidirectional Delay Measurement - TX Enable

Syntax

:SOURce:DATA:TELecom:FETHernet:POAM:DELay:TX:ENABle?

Response Syntax

<Status>

Response(s)

Status:

The response data syntax for the first parameter is defined as a <BOOLEAN RESPONSE DATA> element.

Returns the enable/disable status:

ON: Enabled

OFF: Disabled

Example(s)

SOUR:DATA:TEL:FETH:POAM:DEL::TX:ENAB ON

SOUR:DATA:TEL:FETH:POAM:DEL:TX:ENAB?

Returns: 1

See Also

SOURce:DATA:TELecom:FETHernet:POAM:DELay:ENABle?

:SOURce:DATA:TELecom:FETHernet:POAM:DELay:TX:FRAMe:COUNt

Description

This command sets the FlexE Path OAM Delay Measurement frame count.

At *RST condition, this value is set to 10.

Navigation Path: Setup > Test Configurator > Clients > Path OAM > Bidirectional Delay Measurement - Count

Syntax

:SOURce:DATA:TELecom:FETHernet:POAM:DELay:TX:FRAMe:COUNt <wsp><Count>

Parameter(s)

Count:

The program data syntax for the first parameter is defined as a <DECIMAL NUMERIC PROGRAM DATA> element.

Set the number of frame count.

Choices are 1 through 1000.

MAXimum: Biggest supported value

MINimum: Smallest supported value

DEFault: Default value

Response Syntax

<Status>

Example(s)

SOUR:DATA:TEL:FETH:POAM:DEL:TX:COUN 5

SOUR:DATA:TEL:FETH:POAM:DEL:TX:COUN?

Returns 5

See Also

SOURce:DATA:TELecom:FETHernet:POAM:DELay:TX:PERiod

:SOURce:DATA:TELecom:FETHernet:POAM:DELay:TX:FRAMe:COUNt?

Description	This query returns the FlexE Path OAM Delay Measurement frame count, At *RST condition, this value is set to 10. Navigation Path: Setup > Test Configurator > Clients > Path OAM > Bidirectional Delay Measurement - Count
Syntax	:SOURce:DATA:TELecom:FETHernet:POAM:DELay:TX:FRAMe:COUNt?[<wsp><Count>]
Parameter(s)	**Count**: The program data syntax for the first parameter is defined as a <CHARACTER PROGRAM DATA> element. This parameter is optional. If no token is specified, the current burst count is returned. MAXimum: Biggest supported value MINimum: Smallest supported value DEFault: Default value
Response Syntax	<Count>
Response(s)	**Count**: The response data syntax for the first parameter is defined as a <NR1 NUMERIC RESPONSE DATA> element. Returns the Delay Measurement frame count
Example(s)	SOUR:DATA:TEL:FETH:POAM:DEL:TX:COUN 5 SOUR:DATA:TEL:FETH:POAM:DEL:TX:COUN? Returns 5
See Also	SOURce:DATA:TELecom:FETHernet:POAM:DELay:TX:PERiod?

:SOURce:DATA:TELecom:FETHernet:POAM:DELay:TX:PERiod

Description

This command sets the FlexE Path OAM Delay Measurement period

At *RST condition, this value is set to _10S.

Navigation Path: Setup > Test Configurator > Clients > Path OAM > Bidirectional Delay Measurement - Period

Syntax

:SOURce:DATA:TELecom:FETHernet:POAM:DELay:TX:PERiod <wsp><Period>

Parameter(s)

Period:

The program data syntax for the first parameter is defined as a <CHARACTER PROGRAM DATA> element.

Sets the period:

_1Second: 1 Second

_10Second: 10 Seconds

_1Minute: 1 Minute

Response Syntax

<Count>

Example(s)

SOUR:DATA:TEL:FETH:POAM:DEL:TX:PER _1S

SOUR:DATA:TEL:FETH:POAM:DEL:TX:PER?

Returns _1S

See Also

SOURce:DATA:TELecom:FETHernet:POAM:BOAM:PERiod

:SOURce:DATA:TELecom:FETHernet:POAM:DELay:TX:PERiod?

Description

Thisquery returns the FlexE Path OAM Delay Measurement period

At *RST condition, this value is set to _10S.

Navigation Path: Setup > Test Configurator > Clients > Path OAM > Bidirectional Delay Measurement - Period

Syntax

:SOURce:DATA:TELecom:FETHernet:POAM:DELay:TX:PERiod?

Response Syntax

<Period>

Response(s)

Period:

The response data syntax for the first parameter is defined as a <CHARACTER RESPONSE DATA> element.

Returns the period:

_1Second: 1 Second

_10Second: 10 Seconds

_1Minute: 1 Minute

Example(s)

SOUR:DATA:TEL:FETH:POAM:DEL:TX:PER _1S

SOUR:DATA:TEL:FETH:POAM:DEL:TX:PER?

Returns _1S

See Also

SOURce:DATA:TELecom:FETHernet:POAM:BOAM:PERiod?

:SOURce:DATA:TELecom:FETHernet:POAM:GSTatus

Description

This command enables/disables the global FlexE Path OAM.

At *RST condition, this value is set to OFF.

Navigation Path: Setup > Test Configurator > Clients > Path OAM > Path OAM

Syntax

:SOURce:DATA:TELecom:FETHernet:POAM:GSTatus <wsp><Status>

Parameter(s)

Status:

The program data syntax for the first parameter is defined as a <CHARACTER PROGRAM DATA> element.

Enables/disables:

ON: Enables

OFF: Disables

Response Syntax

<Period>

Example(s)

SOUR:DATA:TEL:FETH:POAM:GST ON

SOUR:DATA:TEL:FETH:POAM:GST?

Returns: 1

:SOURce:DATA:TELecom:FETHernet:POAM:GSTatus?

Description	This query returns the global FlexE Path OAM At *RST condition, this value is set to OFF. Navigation Path: Setup > Test Configurator > Clients > Path OAM > Path OAM
Syntax	:SOURce:DATA:TELecom:FETHernet:POAM:GSTatus?
Response Syntax	<Status>
Response(s)	**Status**: The response data syntax for the first parameter is defined as a <BOOLEAN RESPONSE DATA> element. Returns the enable/disable status: 1: Enabled 0: Disabled
Example(s)	SOUR:DATA:TEL:FETH:POAM:GST ON SOUR:DATA:TEL:FETH:POAM:GST? Returns: 1

:SOURce:DATA:TELecom:FETHernet:POAM:RESPonder:ENABle

Description

This command enables/disables the FlexE Path OAM Responder function.

At *RST condition, this value is set to ON.

Navigation Path: Setup > Test Configurator > Clients > Path OAM > OAM Responder

Syntax

:SOURce:DATA:TELecom:FETHernet:POAM:RESPonder:ENABle <wsp><Status>

Parameter(s)

Status:

The program data syntax for the first parameter is defined as a <BOOLEAN PROGRAM DATA> element.

Enables/disables:

ON: Enables

OFF: Disables

Response Syntax

<Status>

Example(s)

SOUR:DATA:TEL:FETH:POAM:RESP:ENAB ON

SOUR:DATA:TEL:FETH:POAM:RESP:ENAB?

Returns: 1

See Also

SOURce:DATA:TELecom:FETHernet:POAM:DELay:ENABle

:SOURce:DATA:TELecom:FETHernet:POAM:RESPonder:ENABle?

Description	This Query returns the FlexE Path OAM Responder function status At *RST condition, this value is set to ON. Navigation Path: Setup > Test Configurator > Clients > Path OAM > OAM Responder
Syntax	:SOURce:DATA:TELecom:FETHernet:POAM:RESPonder:ENABle?
Response Syntax	<Status>
Response(s)	**Status**: The response data syntax for the first parameter is defined as a <BOOLEAN RESPONSE DATA> element. Returns the enable/disable status: 1: Enabled 0: Disabled
Example(s)	SOUR:DATA:TEL:FETH:POAM:RESP:ENAB ON SOUR:DATA:TEL:FETH:POAM:RESP:ENAB? Returns: 1
See Also	SOURce:DATA:TELecom:FETHernet:POAM:DELay:ENABle?

:SOURce:DATA:TELecom:FETHernet:POAM:VERDisct:ENABle

Description

This command enables/disables the FlexE Path OAM verdict status.

At *RST condition, this value is set to ON.

Navigation Path: Setup > Test Configurator > Clients > Path OAM > Global Pass/Fail Verdict

Syntax

:SOURce:DATA:TELecom:FETHernet:POAM:VERDisct:ENABle <wsp><Status>

Parameter(s)

Status:

The program data syntax for the first parameter is defined as a <BOOLEAN PROGRAM DATA> element.

Enables/disables:

ON: Enables

OFF: Disables

Response Syntax

<Status>

Example(s)

SOUR:DATA:TEL:FETH:POAM:VERD:ENAB ON

SOUR:DATA:TEL:FETH:POAM:VERD:ENAB?

Returns: 1

:SOURce:DATA:TELecom:FETHernet:POAM:VERDisct:ENABle?

Description	This Query returns FlexE Path OAM verdict status At *RST condition, this value is set to ON. Navigation Path: Setup > Test Configurator > Clients > Path OAM > Global Pass/Fail Verdict
Syntax	:SOURce:DATA:TELecom:FETHernet:POAM:VERDisct:ENABle?
Response Syntax	<Status>
Response(s)	**Status**: The response data syntax for the first parameter is defined as a <BOOLEAN RESPONSE DATA> element. Returns the enable/disable status: 1: Enabled 0: Disabled
Example(s)	SOUR:DATA:TEL:FETH:POAM:VERD:ENAB ON SOUR:DATA:TEL:FETH:POAM:VERD:ENAB? Returns: 1

Timer

:SOURce:DATA:TELecom:TIMer

Description

This command enables/disables the test timer. Start time should be enabled and the start date and time should have been expired.

At *RST condition, this value is set to OFF.

Navigation Path: Setup > Timer > Arm

Syntax

:SOURce:DATA:TELecom:TIMer <wsp><Status>

Parameter(s)

Status:

The program data syntax for the first parameter is defined as a <BOOLEAN PROGRAM DATA> element.

Enables/disables:

ON: Enables

OFF: Disables

Response Syntax

<value>

Example(s)

SOUR:DATA:TEL:TIM ON

SOUR:DATA:TEL:TIM?

Returns: 1

See Also

SOURce:DATA:TELecom:TIMer?

SOURce:DATA:TELecom:TIMer:STOP

:SOURce:DATA:TELecom:TIMer:CONFig

Description

This command automatically starts and/or stops a test case at a given time or for a specific duration.

At *RST condition, this value is set to 15 minutes.

Navigation Path: Setup > Timer > Duration ON/OFF

Navigation Path: Setup > Timer > Start Time ON/OFF

Navigation Path: Setup > Timer > Stop Time ON/OFF

Syntax

:SOURce:DATA:TELecom:TIMer:CONFig <wsp><Time>, <Status>

Parameter(s)

Time:

The program data syntax for the first parameter is defined as a <CHARACTER PROGRAM DATA> element.

STARttime: The time the test will automatically start.

STOPtime: The time the test will automatically stop.

DURation: The test duration based on the test delayed start time.

Status:

The program data syntax for the second parameter is defined as a <BOOLEAN PROGRAM DATA> element.

Enables/disables:

ON: Enables

OFF: Disables

Response Syntax

<value>

Example(s)

SOUR:DATA:TEL:TIM:CONF STAR,ON

SOUR:DATA:TEL:TIM:CONF? STAR

Returns: 1

See Also

SOURce:DATA:TELecom:TIMer:CONFig

SOURce:DATA:TELecom:TIMer:STARt?

:SOURce:DATA:TELecom:TIMer:CONFig?

Description

This query returns the status of the test start time, stop time, or duration.

At *RST condition, this value is set to 15 minutes.

Navigation Path: Setup > Timer > Duration ON/OFF

Navigation Path: Setup > Timer > Start Time ON/OFF

Navigation Path: Setup > Timer > Stop Time ON/OFF

Syntax

:SOURce:DATA:TELecom:TIMer:CONFig? <wsp><Value>

Parameter(s)

Value:

The program data syntax for the first parameter is defined as a <CHARACTER PROGRAM DATA> element.

STARttime: The time the created test will automatically start.

STOPtime: The time the test will automatically stop.

DURation: The test duration based on the test delayed start time.

Response Syntax

<Status>

Response(s)

Status:

The response data syntax for the first parameter is defined as a <BOOLEAN RESPONSE DATA> element.

Returns the status of selected parameter (STARttime, STOPtime, DURation).

Example(s)

SOUR:DATA:TEL:TIM:CONF STAR,ON

SOUR:DATA:TEL:TIM:CONF? STAR

Returns: 1

See Also

SOURce:DATA:TELecom:TIMer:CONFig

SOURce:DATA:TELecom:TIMer:STARt?

:SOURce:DATA:TELecom:TIMer:DURation

Description

This command allows to select the test duration based on the test start time.

At *RST condition, this value is set to 15 minutes.

Navigation Path: Setup > Timer > Duration ON

Navigation Path: Setup > Timer > Duration > Duration

Syntax

:SOURce:DATA:TELecom:TIMer:DURation <wsp><TIME>

Parameter(s)

TIME:

The program data syntax for the first parameter is defined as a <CHARACTER PROGRAM DATA> element.

Allows to select the test duration based on the test delayed start time.

15M: 15 minutes

1H: 1 hour

2H: 2 hours

4H: 4 hours

6H: 6 hours

12H: 12 hours

24H: 24 hours

72H: 72 hours

7D: 7 days

UDEFined: Undefined

Response Syntax

<Status>

Example(s)

SOUR:DATA:TEL:TIM:DUR 15M

SOUR:DATA:TEL:TIM:DUR?

Returns: 15M

See Also

SOURce:DATA:TELecom:TIMer:DURation?

:SOURce:DATA:TELecom:TIMer:DURation?

Description

This query returns the test duration based on the test delayed start time.

At *RST condition, this value is set to 15 minutes.

Navigation Path: Setup > Timer > Duration ON

Navigation Path: Setup > Timer > Duration > Duration

Syntax

:SOURce:DATA:TELecom:TIMer:DURation?

Response Syntax

<TIME>

Response(s)

TIME:

The response data syntax for the first parameter is defined as a <CHARACTER RESPONSE DATA> element.

Returns the test duration based on the test delayed start time.

15M, the test duration is 15 minutes.

1H, the test duration is 1 hour.

2H, the test duration is 2 hours.

6H, the test duration is 6 hours.

12H, the test duration is 12 hours.

24H, the test duration is 24 hours.

72H, the test duration is 72 hours.

7D, the test duration is 7D.

UDEFined, the test duration is undefined.

Example(s)

SOUR:DATA:TEL:TIM:DUR 15M

SOUR:DATA:TEL:TIM:DUR?

Returns: 15M

See Also

SOURce:DATA:TELecom:TIMer:DURation

:SOURce:DATA:TELecom:TIMer:STARt

Description	This command sets the date and time the test will automatically start. Start time should be enabled. At *RST condition, this value is set to the current date. Navigation Path: Setup > Timer > Start Time > Date
Syntax	:SOURce:DATA:TELecom:TIMer:STARt <wsp><DateTime>
Parameter(s)	**DateTime**: The program data syntax for the first parameter is defined as a <STRING PROGRAM DATA> element. Sets the date and time the test will automatically start.
Response Syntax	<TIME>
Example(s)	SOUR:DATA:TEL:TIM:STAR "7/15/2011 20:30:35" SOUR:DATA:TEL:TIM:STAR? Returns: "7/15/2011 20:30:35"
See Also	SOURce:DATA:TELecom:TIMer:CONFig?

:SOURce:DATA:TELecom:TIMer:STARt?

Description

This query returns the date and time the test will automatically start.Start time should be enabled.

At *RST condition, this value is set to the current date and time.

Navigation Path: Setup > Timer > Start Time > Date

Syntax

:SOURce:DATA:TELecom:TIMer:STARt?

Response Syntax

<DateTime>

Response(s)

DateTime:

The response data syntax for the first parameter is defined as a <STRING RESPONSE DATA> element.

Returns the date and time the test will automatically start.

Example(s)

SOUR:DATA:TEL:TIM:STAR "7/15/2011 20:30:35"

SOUR:DATA:TEL:TIM:STAR?

Returns: "7/15/2011 20:30:35"

See Also

SOURce:DATA:TELecom:TIMer:CONFig

:SOURce:DATA:TELecom:TIMer:STOP

Description

This command sets the date and time the test will automatically stop. Stop time should be enabled.

At *RST condition, this value is set to the current date and time.

Navigation Path: Setup > Timer > Stop Time > Date

Syntax

:SOURce:DATA:TELecom:TIMer:STOP <wsp><DateTime>

Parameter(s)

DateTime:

The program data syntax for the first parameter is defined as a <STRING PROGRAM DATA> element.

Select the specific date the test will automatically stop.

Response Syntax

<DateTime>

Example(s)

SOUR:DATA:TEL:TIM:STOP "7/15/2011 20:30:35"

SOUR:DATA:TEL:TIM:STOP?

Returns: "7/15/2011 20:30:35"

See Also

SOURce:DATA:TELecom:TIMer:STOP?

SOURce:DATA:TELecom:TIMer:STARt?

:SOURce:DATA:TELecom:TIMer:STOP?

Description

This query returns the specific date and time the test will automatically stop. Stop time should be enabled.

At *RST condition, this value is set to the current date and time.

Navigation Path: Setup > Timer > Stop Time > Date

Syntax

:SOURce:DATA:TELecom:TIMer:STOP?

Response Syntax

<DateTime>

Response(s)

DateTime:

The response data syntax for the first parameter is defined as a <STRING RESPONSE DATA> element.

Returns the date and time the test will automatically stop.

Example(s)

SOUR:DATA:TEL:TIM:STOP "7/15/2011 20:30:35"

SOUR:DATA:TEL:TIM:STOP?

Returns: "7/15/2011 20:30:35"

See Also

SOURce:DATA:TELecom:TIMer:STOP

SOURce:DATA:TELecom:TIMer:STARt

:SOURce:DATA:TELecom:TIMer:UDEFined

Description

This command allows you to select the test duration, when User Defined has been selected for duration. Choices are from 1 second to 30 days.

At *RST condition, this value is set to 1 second.

Navigation Path: Setup > Timer > Duration ON

Navigation Path: Setup > Timer > Duration > User Defined Duration

Syntax

:SOURce:DATA:TELecom:TIMer:UDEFined <wsp><Utime>

Parameter(s)

Utime:

The program data syntax for the first parameter is defined as a <STRING PROGRAM DATA> element.

Selects the test duration, when User Defined is selected for duration.

Response Syntax

<DateTime>

Example(s)

SOUR:DATA:TEL:TIM:UDEF 00d:00:15:00

SOUR:DATA:TEL:TIM:UDEF?

Returns: 00d:00:15:00

See Also

SOURce:DATA:TELecom:TIMer:UDEF?

SOURce:DATA:TELecom:TIMer:DURation

:SOURce:DATA:TELecom:TIMer:UDEFined?

Description

This query returns the test duration, when User Defined has been selected for duration.

At *RST condition, this value is set to 1 second.

Navigation Path: Setup > Timer > Duration ON

Navigation Path: Setup > Timer > Duration > User Defined Duration

Syntax

:SOURce:DATA:TELecom:TIMer:UDEFined?

Response Syntax

<User Defined Duration>

Response(s)

User Defined Duration:

The response data syntax for the first parameter is defined as a <STRING RESPONSE DATA> element.

Returns the test duration when User Defined has been selected for duration.

Example(s)

SOUR:DATA:TEL:TIM:UDEF 00d:00:15:00

SOUR:DATA:TEL:TIM:UDEF?

Returns: 00d:00:15:00

See Also

SOURce:DATA:TELecom:TIMer:UDEFined

SOURce:DATA:TELecom:TIMer:DURation

:SOURce:DATA:TELecom:TIMer?

Description

This query returns the status of the test timer.

At *RST condition, this value is set to OFF.

Navigation Path: Setup > Timer > Arm

Syntax

:SOURce:DATA:TELecom:TIMer?

Response Syntax

<STATUS>

Response(s)

STATUS:

The response data syntax for the first parameter is defined as a <BOOLEAN RESPONSE DATA> element.

Returns the status of the timer.

1, timer is enabled.

0, timer is disabled.

Example(s)

SOUR:DATA:TEL:TIM ON

SOUR:DATA:TEL:TIM?

Returns: 1

See Also

SOURce:DATA:TELecom:TIMer

SOURce:DATA:TELecom:TIMer:STOP

System - General

:SOURce:DATA:TELecom:FACTory:RESTore:DEFault

Description	This command restores the factory default settings. Navigation Path: Setup > System > Factory Defult > Restore Default.
Syntax	:SOURce:DATA:TELecom:FACTory:RESTore:DEFault
Response Syntax	<Size>
Example(s)	SOUR:DATA:TEL:FACT:REST:DEF
See Also	SOURce:DATA:TELecom:RESTore:DEFault

System - GNSS

:FETCh:DATA:TELecom:GNSS:ANTenna:ALTitude?

Description	This query returns the antenna Altitude coordinate for GNSS. At *RST condition, this value is device dependent. Navigation Path: Setup > System > GNSS > Statuses > Coordinates - Altitude (m)
Syntax	:FETCh:DATA:TELecom:GNSS:ANTenna:ALTitude?
Response Syntax	<Altitude (m)>
Response(s)	**Altitude (m)**: The response data syntax for the first parameter is defined as a <STRING RESPONSE DATA> element. Returns the Altitude coordinate.
Example(s)	FETC:DATA:TEL:GNSS:ANT:ALT?
See Also	FETCh:DATA:TELecom:GNSS:ANTenna:LATitude?

:FETCh:DATA:TELecom:GNSS:ANTenna:LATitude?

Description

This query returns the antenna Latitude coordinate for GNSS.

At *RST condition, this value is device dependent.

Navigation Path: Setup > System > GNSS > Statuses > Coordinates - Latitude (deg)

Syntax

:FETCh:DATA:TELecom:GNSS:ANTenna:LATitude?

Response Syntax

<Latitude (deg)>

Response(s)

Latitude (deg):

The response data syntax for the first parameter is defined as a <STRING RESPONSE DATA> element.

Returns the Latitude coordinate.

Example(s)

FETCh:DATA:TEL:GNSS:ANT:LAT?

See Also

FETCh:DATA:TELecom:GNSS:ANTenna:ALTitude?

:FETCh:DATA:TELecom:GNSS:ANTenna:LONGitude?

Description	This query returns the antenna Longitude coordinate for GNSS. At *RST condition, this value is device dependent. Navigation Path: Setup > System > GNSS > Statuses > Coordinates - Longitude (deg)
Syntax	:FETCh:DATA:TELecom:GNSS:ANTenna:LONGitude?
Response Syntax	<Longitude (deg)>
Response(s)	**Longitude (deg)**: The response data syntax for the first parameter is defined as a <STRING RESPONSE DATA> element. Returns the Longitude coordinate.
Example(s)	FETC:DATA:TEL:GNSS:ANT:LONG?
See Also	FETCh:DATA:TELecom:GNSS:ANTenna:LATitude?

:FETCh:DATA:TELecom:GNSS:HISTogram?

Description

This query returns the Histogram Satellite information for GNSS.

At *RST condition, this value is device dependent.

Navigation Path: Setup > System > GNSS > Histogram

Syntax

:FETCh:DATA:TELecom:GNSS:HISTogram?

Response Syntax

<Histogram>

Response(s)

Histogram:

The response data syntax for the first parameter is defined as a <STRING RESPONSE DATA> element.

Returns the Histogram information in following format:

Satellite ID:Rx Power:Used/NotUsed

Example(s)

FETC:DATA:TEL:GNSS:HIST?

Returns: "G10:25:Used; E10:40:NotUsed"

See Also

FETCh:DATA:TELecom:GNSS?

:FETCh:DATA:TELecom:GNSS:JAMMing?

Description	This query returns the Jamming status for GNSS. At *RST condition, this value is device dependent. Navigation Path: Setup > System > GNSS > Statuses - Jamming
Syntax	:FETCh:DATA:TELecom:GNSS:JAMMing?
Response Syntax	<Jamming>
Response(s)	**Jamming**: The response data syntax for the first parameter is defined as a <CHARACTER RESPONSE DATA> element. Returns the Jamming. OK: OK WARNING: Warning CRITICAL: Critical UNKNOWN: Unknown
Example(s)	FETC:DATA:TEL:GNSS:JAMM?
See Also	FETCh:DATA:TELecom:GNSS:TLOCk?

:FETCh:DATA:TELecom:GNSS:SATellite?

Description	This query returns the Number of Satellite used for GNSS At *RST condition, this value is device dependent. Navigation Path: Setup > System > GNSS > Statuses - # of Sat used
Syntax	:FETCh:DATA:TELecom:GNSS:SATellite?
Response Syntax	<# of Sat used>
Response(s)	**# of Sat used**: The response data syntax for the first parameter is defined as a <STRING RESPONSE DATA> element. Returns the number of used Satellite.
Example(s)	FETC:DATA:TEL:GNSS:SAT?
See Also	FETCh:DATA:TELecom:GNSS?

:FETCh:DATA:TELecom:GNSS:STATus?

Description	This query returns the GNSS Status. At *RST condition, this value is device dependent. Navigation Path: Setup > System > GNSS > Statuses - Status
Syntax	:FETCh:DATA:TELecom:GNSS:STATus?
Response Syntax	<Status>
Response(s)	**Status**: The response data syntax for the first parameter is defined as a <CHARACTER RESPONSE DATA> element. Returns the Status. ACQUIRING: Acquiring SURVEYIN: Survey-In FIXEDMODE: Fixed Mode
Example(s)	FETC:DATA:TEL:GNSS:STAT?
See Also	FETCh:DATA:TELecom:GNSS?

:FETCh:DATA:TELecom:GNSS:TLOCk?

Description	This query returns the Time Lock status for GNSS. At *RST condition, this value is device dependent. Navigation Path: Setup > System > GNSS > Statuses - Time Lock
Syntax	:FETCh:DATA:TELecom:GNSS:TLOCk?
Response Syntax	<Time Lock>
Response(s)	**Time Lock**: The response data syntax for the first parameter is defined as a <CHARACTER RESPONSE DATA> element. Returns the current Time Lock. LOCKED: Locked NOTLOCKED: Not Locked
Example(s)	FETC:DATA:TEL:GNSS:TLOC?
See Also	FETCh:DATA:TELecom:GNSS?

:FETCh:DATA:TELecom:GNSS:UTC?

Description

This query returns the UTC Variant for GNSS.

At *RST condition, this value is device dependent.

Navigation Path: Setup > System > GNSS > Statuses - UTC Variant

Syntax

:FETCh:DATA:TELecom:GNSS:UTC?

Response Syntax

<UTC Variant>

Response(s)

UTC Variant:

The response data syntax for the first parameter is defined as a <CHARACTER RESPONSE DATA> element.

Returns the UTC Variant.

USNO: Unites States Naval Observatory

SU: Soviet Union

NTSC: National Time Service Center

EUROPE: Europe

PENDing: Pending

Example(s)

FETC:DATA:TEL:GNSS:UTC?

See Also

FETCh:DATA:TELecom:GNSS?

:FETCh:DATA:TELecom:GNSS?

Description

This query returns the global GNSS status.

At *RST condition, this value is device dependent.

Navigation Path: Setup > System > GNSS > Statuses - GNSS

Syntax

:FETCh:DATA:TELecom:GNSS?

Response Syntax

<GNSS>

Response(s)

GNSS:

The response data syntax for the first parameter is defined as a <CHARACTER RESPONSE DATA> element.

Returns the current GNSS:

NOTREADY: Not Ready

READY: Ready

Example(s)

FETC:DATA:TEL:GNSS?

See Also

FETCh:DATA:TELecom:GNSS:STAT?

:SOURce:DATA:TELecom:GNSS:ANTenna:ALTitude

Description

This command sets the Antenna Latitude for GNSS.

At *RST condition, this value is set to 0.

Navigation Path: Setup > System > GNSS > Antenna Coordinates > Altitude (m)

Syntax

:SOURce:DATA:TELecom:GNSS:ANTenna:ALTitude <wsp><Altitude>

Parameter(s)

Altitude:

The program data syntax for the first parameter is defined as a <DECIMAL NUMERIC PROGRAM DATA> element.

Selects the Altitude Value.

MAXimum: Biggest supported value

MINimum: Smallest supported value

Response Syntax

<GNSS>

Example(s)

SOUR:DATA:TEL:GNSS:ANT:ALT 50.01

SOUR:DATA:TEL:GNSS:ANT:ALT?

Returns: 50.01

See Also

SOURce:DATA:TELecom:GNSS:ANTenna:ALTitude?

:SOURce:DATA:TELecom:GNSS:ANTenna:ALTitude?

Description

This query returns the Antenna Altitude for GNSS.

At *RST condition, this value is set to 0.

Navigation Path: Setup > System > GNSS > Antenna Coordinates > Altitude (m)

Syntax

:SOURce:DATA:TELecom:GNSS:ANTenna:ALTitude?[<wsp><Altitude>]

Parameter(s)

Altitude:

The program data syntax for the first parameter is defined as a <CHARACTER PROGRAM DATA> element.

This parameter is optional. If no token is specified, the current Antenna Altitude is returned.

MAXimum: Biggest supported value

MINimum: Smallest supported value

Response Syntax

<Altitude>

Response(s)

Altitude:

The response data syntax for the first parameter is defined as a <STRING RESPONSE DATA> element.

Returns the Altitude.

MAXimum is used to retrieve the instruments greatest supported value for Antenna Altitude.

MINimum is used to retrieve the instruments smallest supported value for Antenna Altitude.

Example(s)

SOUR:DATA:TEL:GNSS:ANT:ALT 50.01

SOUR:DATA:TEL:GNSS:ANT:ALT?

Returns: 50.01

See Also

SOURce:DATA:TELecom:GNSS:ANTenna:ALTitude

:SOURce:DATA:TELecom:GNSS:ANTenna:LATitude

Description

This command sets the Antenna Latitude for GNSS.

At *RST condition, this value is set to 0.

Navigation Path: Setup > System > GNSS > Antenna Coordinates > Latitude (deg)

Syntax

:SOURce:DATA:TELecom:GNSS:ANTenna:LATitude <wsp><Latitude>

Parameter(s)

Latitude:

The program data syntax for the first parameter is defined as a <DECIMAL NUMERIC PROGRAM DATA> element.

Selects the Latitude Value.

MAXimum: Biggest supported value

MINimum: Smallest supported value

Response Syntax

<Altitude>

Example(s)

SOUR:DATA:TEL:GNSS:ANT:LAT 50.1005

SOUR:DATA:TEL:GNSS:ANT:LAT?

Returns: 50.1005

See Also

SOURce:DATA:TELecom:GNSS:ANTenna:LATitude?

:SOURce:DATA:TELecom:GNSS:ANTenna:LATitude?

Description

This query returns the Antenna Latitude for GNSS.

At *RST condition, this value is set to 0.

Navigation Path: Setup > System > GNSS > Antenna Coordinates > Latitude (deg)

Syntax

:SOURce:DATA:TELecom:GNSS:ANTenna:LATitude?[<wsp><Latitude>]

Parameter(s)

Latitude:

The program data syntax for the first parameter is defined as a <CHARACTER PROGRAM DATA> element.

This parameter is optional. If no token is specified, the current Antenna Latitude is returned.

MAXimum: Biggest supported value

MINimum: Smallest supported value

Response Syntax

<Latitude>

Response(s)

Latitude:

The response data syntax for the first parameter is defined as a <STRING RESPONSE DATA> element.

Returns the Latitude.

MAXimum is used to retrieve the instruments greatest supported value for Antenna Latitude

MINimum is used to retrieve the instruments smallest supported value for Antenna Latitude

Example(s)

SOUR:DATA:TEL:GNSS:ANT:LAT 50.10001

SOUR:DATA:TEL:GNSS:ANT:LAT?

Returns: 50.10001

See Also

SOURce:DATA:TELecom:GNSS:ANTenna:LATitude

:SOURce:DATA:TELecom:GNSS:ANTenna:LONGitude

Description

This command sets the Antenna Longitude for GNSS.

At *RST condition, this value is set to 0.

Navigation Path: Setup > System > GNSS > Antenna Coordinates > Longitude (deg)

Syntax

:SOURce:DATA:TELecom:GNSS:ANTenna:LONGitude <wsp><Longitude>

Parameter(s)

Longitude:

The program data syntax for the first parameter is defined as a <DECIMAL NUMERIC PROGRAM DATA> element.

Selects the Longitude Value.

MAXimum: Biggest supported value

MINimum: Smallest supported value

Response Syntax

<Latitude>

Example(s)

SOUR:DATA:TEL:GNSS:ANT:LONG 50.10001

SOUR:DATA:TEL:GNSS:ANT:LONG?

Returns: 50.10001

See Also

SOURce:DATA:TELecom:GNSS:ANTenna:LONGitude?

:SOURce:DATA:TELecom:GNSS:ANTenna:LONGitude?

Description

This query returns the Antenna Longitude for GNSS.

At *RST condition, this value is set to 0.

Navigation Path: Setup > System > GNSS > Antenna Coordinates > Longitude (deg)

Syntax

:SOURce:DATA:TELecom:GNSS:ANTenna:LONGitude?[<wsp><Longitude>]

Parameter(s)

Longitude:

The program data syntax for the first parameter is defined as a <CHARACTER PROGRAM DATA> element.

This parameter is optional. If no token is specified, the current Antenna Longitude is returned.

MAXimum: Biggest supported value

MINimum: Smallest supported value

Response Syntax

<Longitude>

Response(s)

Longitude:

The response data syntax for the first parameter is defined as a <STRING RESPONSE DATA> element.

Returns the Longitude.

MAXimum is used to retrieve the instruments greatest supported value for Antenna Longitude

MINimum is used to retrieve the instruments smallest supported value for Antenna Longitude

Example(s)

SOUR:DATA:TEL:GNSS:ANT:LONG 50.10001

SOUR:DATA:TEL:GNSS:ANT:LONG?

Returns: 50.10001

See Also

SOURce:DATA:TELecom:GNSS:ANTenna:LONGitude

:SOURce:DATA:TELecom:GNSS:CDELay

Description

This command sets the Cable Delay for GNSS.

At *RST condition, this value is set to 25 ns

Navigation Path: Setup > System > GNSS > Cable Delay(ns)

Syntax

:SOURce:DATA:TELecom:GNSS:CDELay <wsp><Cable Delay>

Parameter(s)

Cable Delay:

The program data syntax for the first parameter is defined as a <DECIMAL NUMERIC PROGRAM DATA> element.

Selects the Cable Delay Value.

MAXimum: Biggest supported value

MINimum: Smallest supported value

Response Syntax

<Longitude>

Example(s)

SOUR:DATA:TEL:GNSS:CDEL 50

SOUR:DATA:TEL:GNSS:CDEL?

Returns: 50

See Also

SOURce:DATA:TELecom:GNSS:CDELay?

:SOURce:DATA:TELecom:GNSS:CDELay?

Description

This query returns the Cable Delay for GNSS.

At *RST condition, this value is set to 25 ns

Navigation Path: Setup > System > GNSS > Cable Delay(ns)

Syntax

:SOURce:DATA:TELecom:GNSS:CDELay?[<wsp><Cable Delay>]

Parameter(s)

Cable Delay:

The program data syntax for the first parameter is defined as a <CHARACTER PROGRAM DATA> element.

This parameter is optional. If no token is specified, the current Cable Delay is returned.

MAXimum: Biggest supported value

MINimum: Smallest supported value

Response Syntax

<Cable Delay>

Response(s)

Cable Delay:

The response data syntax for the first parameter is defined as a <NR1 NUMERIC RESPONSE DATA> element.

Returns the Cable Delay.

MAXimum is used to retrieve the instruments greatest supported value for Cable Delay

MINimum is used to retrieve the instruments smallest supported value for Cable Delay

Example(s)

SOUR:DATA:TEL:GNSS:CDEL 50

SOUR:DATA:TEL:GNSS:CDEL?

Returns: 50

See Also

SOURce:DATA:TELecom:GNSS:CDELay

:SOURce:DATA:TELecom:GNSS:CONStellation

Description

This command sets the Constellation for GNSS at the input port.

At *RST condition, this value is set to GPS, Galileo, BeiDou.

Navigation Path: Setup > System > GNSS > Constellation.

Syntax

:SOURce:DATA:TELecom:GNSS:CONStellation <wsp><Constellation>

Parameter(s)

Constellation:

The program data syntax for the first parameter is defined as a <CHARACTER PROGRAM DATA> element.

Sets the Constellation.

GPS_GALILEO_BEIDOU: GPS, Galileo, BeiDou

GPS_GALILEO_GLONASS: GPS, Galileo, GLONASS

GPS_GALILEO: GPS, Galileo

GPS_BEIDOU: GPS, BeiDou

GPS_GLONASS: GPS, GLONASS

GALILEO_BEIDOU: Galileo, BeiDou

GALILEO_GLONASS: Galileo, GLONASS

BEIDOU_GLONASS: BeiDou, GLONASS

GPS: GPS

GALILEO: Galileo

BEIDOU: BeiDou

GLONASS: GLONASS

Response Syntax

<Cable Delay>

Example(s)

SOUR:DATA:TEL:GNSS:CONS GPS

SOUR:DATA:TEL:GNSS:CONS?

Returns: GPS

See Also

SOURce:DATA:TELecom:GNSS:CONStellation?

:SOURce:DATA:TELecom:GNSS:CONStellation?

Description

This query returns the Constellation for GNSS at the input port.

At *RST condition, this value is set to GPS, Galileo, BeiDou.

Navigation Path: Setup > System > GNSS > Constellation.

Syntax

:SOURce:DATA:TELecom:GNSS:CONStellation?

Response Syntax

<Constellation>

Response(s)

Constellation:

The response data syntax for the first parameter is defined as a <CHARACTER RESPONSE DATA> element.

Returns the Constellation.

GPS_GALILEO_BEIDOU: GPS, Galileo, BeiDou

GPS_GALILEO_GLONASS: GPS, Galileo, GLONASS

GPS_GALILEO: GPS, Galileo

GPS_BEIDOU: GPS, BeiDou

GPS_GLONASS: GPS, GLONASS

GALILEO_BEIDOU: Galileo, BeiDou

GALILEO_GLONASS: Galileo, GLONASS

BEIDOU_GLONASS: BeiDou, GLONASS

GPS: GPS

GALILEO: Galileo

BEIDOU: BeiDou

GLONASS: GLONASS

Example(s)

SOUR:DATA:TEL:GNSS:CONS GPS

SOUR:DATA:TEL:GNSS:CONS?

Returns: GPS

See Also

SOURce:DATA:TELecom:GNSS:CONStellation

:SOURce:DATA:TELecom:GNSS:DACC

Description

This command sets the Desired Accuracy for GNSS at the input port.

At *RST condition, this value is set to Very High.

Navigation Path: Setup > System > GNSS > Desired Accuracy.

Syntax

:SOURce:DATA:TELecom:GNSS:DACC <wsp><Desired Accuracy>

Parameter(s)

Desired Accuracy:

The program data syntax for the first parameter is defined as a <CHARACTER PROGRAM DATA> element.

Sets the Desired Accuracy.

VERYHIGH: Very High

HIGH: High

MEDIUM: Medium

LOW: Low

Response Syntax

<Constellation>

Example(s)

SOUR:DATA:TEL:GNSS:DACC Low

SOUR:DATA:TEL:GNSS:DACC?

Returns: DACC

See Also

SOURce:DATA:TELecom:GNSS:DACC?

:SOURce:DATA:TELecom:GNSS:DACC?

Description

This query returns the Desired Accuracy for GNSS at the input port.

At *RST condition, this value is set to Very High.

Navigation Path: Setup > System > GNSS > Desired Accuracy.

Syntax

:SOURce:DATA:TELecom:GNSS:DACC?

Response Syntax

<Desired Accuracy>

Response(s)

Desired Accuracy:

The response data syntax for the first parameter is defined as a <CHARACTER RESPONSE DATA> element.

Returns the Desired Accuracy.

VERYHIGH: Very High

HIGH: High

MEDIUM: Medium

LOW: Low

Example(s)

SOUR:DATA:TEL:GNSS:DACC HIGH

SOUR:DATA:TEL:GNSS:DACC?

Returns: HIGH

See Also

SOURce:DATA:TELecom:GNSS:DACC

:SOURce:DATA:TELecom:GNSS:PMODe

Description

This command sets the Position Mode for GNSS at the input port.

At *RST condition, this value is set to Survey-In.

Navigation Path: Setup > System > GNSS > Positiom Mode.

Syntax

:SOURce:DATA:TELecom:GNSS:PMODe <wsp><Position Mode>

Parameter(s)

Position Mode:

The program data syntax for the first parameter is defined as a <CHARACTER PROGRAM DATA> element.

Sets the Position Mode.

SURVEYIN: Survey-In

MANUAL: Manual

Response Syntax

<Desired Accuracy>

Example(s)

SOUR:DATA:TEL:GNSS:PMOD MANUAL

SOUR:DATA:TEL:GNSS:PMOD?

Returns: MANUAL

See Also

SOUR:DATA:TEL:GNSS:PMOD?

:SOURce:DATA:TELecom:GNSS:PMODe?

Description

This query returns the Position mode for GNSS at the input port.

At *RST condition, this value is set to Survey-In.

Navigation Path: Setup > System > GNSS > Positiom Mode.

Syntax

:SOURce:DATA:TELecom:GNSS:PMODe?

Response Syntax

<Position Mode>

Response(s)

Position Mode:

The response data syntax for the first parameter is defined as a <CHARACTER RESPONSE DATA> element.

Returns the Position Mode.

SURVEYIN: Survey-In

MANUAL: Manual

Example(s)

SOUR:DATA:TEL:GNSS:PMOD MANUAL

SOUR:DATA:TEL:GNSS:PMOD?

Returns: MANUAL

See Also

SOURce:DATA:TELecom:GNSS:PMODe

:SOURce:DATA:TELecom:GNSS:QZSS:ENABle

Description

This command enables/disables QZSS.

At *RST, this value is set to Enabled.

Navigation Path: Setup > System > GNSS > QZSS

Syntax

:SOURce:DATA:TELecom:GNSS:QZSS:ENABle <wsp><QZSS>

Parameter(s)

QZSS:

The program data syntax for the first parameter is defined as a <BOOLEAN PROGRAM DATA> element.

Enables/disables:

ON: Enables

OFF: Disables

Response Syntax

<Position Mode>

Example(s)

SOUR:DATA:TEL:GNSS:QZSS:ENAB ON

SOUR:DATA:TEL:GNSS:QZSS:ENAB?

Returns 1

See Also

SOURce:DATA:TELecom:GNSS:QZSS:ENABle?

:SOURce:DATA:TELecom:GNSS:QZSS:ENABle?

Description

This query returns the QZSS value of the GNSS.

At *RST condition, this value is set to OFF.

Navigation Path: Setup > System > GNSS > QZSS

Syntax

:SOURce:DATA:TELecom:GNSS:QZSS:ENABle?

Response Syntax

<QZSS>

Response(s)

QZSS:

The response data syntax for the first parameter is defined as a <BOOLEAN RESPONSE DATA> element.

Returns the enable/disable status:

1: Enabled

0: Disabled

Example(s)

SOUR:DATA:TEL:GNSS:QZSS:ENAB ON

SOUR:DATA:TEL:GNSS:QZSS:ENAB?

Returns: 1

See Also

SOURce:DATA:TELecom:GNSS:QZSS:ENABle

:SOURce:DATA:TELecom:GNSS:RESTart

Description	This command performs a cold start of the GNSS receiver. Navigation Path: Setup > System > GNSS > Restart
Syntax	:SOURce:DATA:TELecom:GNSS:RESTart
Response Syntax	<QZSS>
Example(s)	SOUR:DATA:TEL:GNSS:REST
See Also	SOURce:DATA:TELecom:GNSS:RESTart

:SOURce:DATA:TELecom:GNSS:TSOurce

Description

This command sets the Time Source for GNSS at the input port.

At *RST condition, this value is set to UTC.

Navigation Path: Setup > System > GNSS > Time Source.

Syntax

:SOURce:DATA:TELecom:GNSS:TSOurce <wsp><Time Source>

Parameter(s)

Time Source:

The program data syntax for the first parameter is defined as a <CHARACTER PROGRAM DATA> element.

Sets the Time Source.

UTC: UTC

GPS: GPS

GALILEO: Galileo

BEIDOU: BeiDou

GLONASS: GLONASS

Response Syntax

<QZSS>

Example(s)

SOUR:DATA:TEL:GNSS:TSO GPS

SOUR:DATA:TEL:GNSS:TSO?

Returns: GPS

See Also

SOURce:DATA:TELecom:GNSS:TSOurce?

:SOURce:DATA:TELecom:GNSS:TSOurce?

Description	This query returns the Time Source for GNSS. At *RST condition, this value is set to UTC. Navigation Path: Setup > System > GNSS > Time Source
Syntax	:SOURce:DATA:TELecom:GNSS:TSOurce?
Response Syntax	<Time Source>
Response(s)	**Time Source**: The response data syntax for the first parameter is defined as a <CHARACTER RESPONSE DATA> element. Returns the Time Source. UTC: UTC GPS: GPS GALILEO: Galileo BEIDOU: BeiDou GLONASS: GLONASS
Example(s)	SOUR:DATA:TEL:GNSS:TSO GPS SOUR:DATA:TEL:GNSS:TSO? Returns: GPS
See Also	SOURce:DATA:TELecom:GNSS:TSOurce

:SOURce:DATA:TELecom:GNSS:VARiant

Description

This command sets the Variant for GNSS at the input port.

At *RST condition, this value is set to Auto.

Navigation Path: Setup > System > GNSS > Variant.

Syntax

:SOURce:DATA:TELecom:GNSS:VARiant <wsp><Variant>

Parameter(s)

Variant:

The program data syntax for the first parameter is defined as a <CHARACTER PROGRAM DATA> element.

Sets the Variant.

AUTO: Auto

USNO: USNO

SU: SU

NTSC: NTSC

EUROPE: Europe

Response Syntax

<Time Source>

Example(s)

SOUR:DATA:TEL:GNSS:VAR USNO

SOUR:DATA:TEL:GNSS:VAR?

Returns: USNO

See Also

SOURce:DATA:TELecom:GNSS:VARiant?

:SOURce:DATA:TELecom:GNSS:VARiant?

Description

This query returns the Variant for GNSS.

At *RST condition, this value is set to Auto.

Navigation Path: Setup > System > GNSS > Variant

Syntax

:SOURce:DATA:TELecom:GNSS:VARiant?

Response Syntax

<Variant>

Response(s)

Variant:

The response data syntax for the first parameter is defined as a <CHARACTER RESPONSE DATA> element.

Returns the Variant.

AUTO: Auto

USNO: USNO

SU: SU

NTSC: NTSC

EUROPE: Europe

Example(s)

SOUR:DATA:TEL:GNSS:VAR USNO

SOUR:DATA:TEL:GNSS:VAR?

Returns: USNO

See Also

SOURce:DATA:TELecom:GNSS:VARiant

Summary

:FETCh:DATA:TELecom:CPRI:OBSai:LINK:LAST?

Description	This Query returns the OBSAI last Sync status. At *RST condition, this value is set to device-dependent. Navigation Path: Results > Summary > OBSAI - Sync status
Syntax	:FETCh:DATA:TELecom:CPRI:OBSai:LINK:LAST?
Response Syntax	<Link Status>
Response(s)	**Link Status**: The response data syntax for the first parameter is defined as a <BOOLEAN RESPONSE DATA> element. Return Last(summary) link status for State machine.
Example(s)	FETC:DATA:TEL:CPRI:OBS:LINK:LAST?
See Also	SOURce:DATA:TELecom:CPRI:OBSai:FCBGen?

:FETCh:DATA:TELecom:CPRI:OBSai:RPFRame:LAST:PTARget?

Description	This Query returns the OBSAI RP3 Frame Summary Peer Target Address. At *RST condition, this value is set to device-dependent. Navigation Path: Results > Summray > OBSAI - RP3 Peer Target Address
Syntax	:FETCh:DATA:TELecom:CPRI:OBSai:RPFRame:LAST:PTARget?
Response Syntax	<Last Peer Target Address>
Response(s)	**Last Peer Target Address**: The response data syntax for the first parameter is defined as a <NR1 NUMERIC RESPONSE DATA> element. Return Last(summary) Peer Target Address.
Example(s)	FETC:DATA:TEL:CPRI:OBSAI:RPFR:LAST:PTAR?
See Also	SOURce:DATA:TELecom:CPRI:OBSai:RPFRame:ADDRess:TARGet?

:FETCh:DATA:TELecom:CPRI:OBSai:RPFRame:LAST:STATus?

Description	This Query returns the OBSAI RP3 Frame Summary Peer Target Address Status. At *RST condition, this value is set to device-dependent. Navigation Path: Results > Summary > OBSAI - RP3 Peer Target Address Status
Syntax	:FETCh:DATA:TELecom:CPRI:OBSai:RPFRame:LAST:STATus?
Response Syntax	<Last Peer Target Address Status>
Response(s)	**Last Peer Target Address Status**: The response data syntax for the first parameter is defined as a <BOOLEAN RESPONSE DATA> element. Return Last(summary) Peer Target Address Status.
Example(s)	FETC:DATA:TEL:CPRI:OBSAI:RPFR:LAST:STAT?
See Also	SOURce:DATA:TELecom:CPRI:OBSai:FCBGen?

:FETCh:DATA:TELecom:CPRI:OBSai:STATe:RECeive:LAST?

Description	This Query returns the OBSAI RX State Machine last status. At *RST condition, this value is set to device-dependent. Navigation Path: Results > Summary > OBSAI - Sync - RX
Syntax	:FETCh:DATA:TELecom:CPRI:OBSai:STATe:RECeive:LAST?
Response Syntax	<RX State machine>
Response(s)	**RX State machine**: The response data syntax for the first parameter is defined as a <CHARACTER RESPONSE DATA> element. Return Last(summary) status for RX state machine.
Example(s)	FETC:DATA:TEL:CPRI:OBS:STAT:REC:LAST?
See Also	FETCh:DATA:TELecom:CPRI:OBSai:STATe:RECeive:LIVE?

:FETCh:DATA:TELecom:CPRI:OBSai:STATe:TRANsmit:LAST?

Description	This Query returns the OBSAI TX State Machine last status. At *RST condition, this value is set to device-dependent. Navigation Path: Results > Summary > OBSAI - Sync - TX
Syntax	:FETCh:DATA:TELecom:CPRI:OBSai:STATe:TRANsmit:LAST?
Response Syntax	<TX State machine>
Response(s)	**TX State machine**: The response data syntax for the first parameter is defined as a <CHARACTER RESPONSE DATA> element. Return Last(summary) status for TX state machine.
Example(s)	FETC:DATA:TEL:CPRI:OBS:STAT:TRAN:LAST?
See Also	FETCh:DATA:TELecom:CPRI:OBSai:STATe:TRANsmit:LIVE?

:FETCh:DATA:TELecom:CPRI:OBSai:SUMMary:RXCount?

Description

This Query returns the OBSAI Total RX Count.

At *RST condition, this value is set to device-dependent.

Navigation Path: Results > Summary > OBSAI - Total RX Count

Syntax

:FETCh:DATA:TELecom:CPRI:OBSai:SUMMary:RXCount? <wsp><Type>

Parameter(s)

Type:

The program data syntax for the first parameter is defined as a <CHARACTER PROGRAM DATA> element.

Select the count type.

CODEword: Code Word

MESSAGEGROUP: Message Group

FRAME: Frame

Response Syntax

<Total RX Count>

Response(s)

Total RX Count:

The response data syntax for the first parameter is defined as a <NR1 NUMERIC RESPONSE DATA> element.

Return Total RX Count.

Example(s)

FETC:DATA:TEL:CPRI:OBS:SUMM:RXC? CODEWORD

See Also

FETCh:DATA:TELecom:CPRI:OBSai:MESSages:TXCount?

:FETCh:DATA:TELecom:CPRI:OBSai:SUMMary:TXCount?

Description

This Query returns the OBSAI Total TX Count.

At *RST condition, this value is set to device-dependent.

Navigation Path: Results > Summary > OBSAI - Total TX Count

Syntax

:FETCh:DATA:TELecom:CPRI:OBSai:SUMMary:TXCount? <wsp><Type>

Parameter(s)

Type:

The program data syntax for the first parameter is defined as a <CHARACTER PROGRAM DATA> element.

Select the count type.

CODEword: Code Word

MESSAGEGROUP: Message Group

FRAME: Frame

Response Syntax

<Total TX Count>

Response(s)

Total TX Count:

The response data syntax for the first parameter is defined as a <NR1 NUMERIC RESPONSE DATA> element.

Return Total TX Count.

Example(s)

FETC:DATA:TEL:CPRI:OBS:SUMM:TXC? CODEWORD

See Also

FETCh:DATA:TELecom:CPRI:OBSai:MESSages:TXCount?

:FETCh:DATA:TELecom:CPRI:SUMMary:RX:COUNter?

Description

This query returns the number of Received CPRI Frames.

At *RST condition, this value is set to device-dependent.

Navigation Path: Results > Summary > CPRI > Code Word/Hyperframe Count RX

Syntax

:FETCh:DATA:TELecom:CPRI:SUMMary:RX:COUNter? <wsp><Total RX>

Parameter(s)

Total RX:

The program data syntax for the first parameter is defined as a <CHARACTER PROGRAM DATA> element.

Selects the type of CPRI Received Counter.

CODEword, selects the type of CPRI Counter as Code Word.

HYPErframe, selects the type of CPRI Counter as Hyperframe.

LINKreset, selects the type of CPRI Counter as L1 Reset.

66BBlock, selects the type of CPRI Counter as 66B Block.

Response Syntax

<RX>

Response(s)

RX:

The response data syntax for the first parameter is defined as a <NR2 NUMERIC RESPONSE DATA> element.

Selects the type of CPRI Received Counter.

CODE, selects the type of CPRI Counter as Code Word.

HYPE, selects the type of CPRI Counter as Hyperframe.

Example(s)

FETC:DATA:TEL:CPRI:SUMM:RX:COUN?

See Also

FETCh:DATA:TELecom:CPRI:SUMMary:TX:COUNter?

:FETCh:DATA:TELecom:CPRI:SUMMary:TX:COUNter?

Description

This query returns the number of transmitted CPRI Frames Count.

At *RST condition, this value is set to device-dependent.

Navigation Path: Results > Summary > CPRI > Code Word/Hyperframe Count TX

Syntax

:FETCh:DATA:TELecom:CPRI:SUMMary:TX:COUNter? <wsp><Total TX>

Parameter(s)

Total TX:

The program data syntax for the first parameter is defined as a <CHARACTER PROGRAM DATA> element.

Selects the type of CPRI Transmitted Counter.

CODEword, selects the type of CPRI Counter as Code Word.

HYPErframe, selects the type of CPRI Counter as Hyperframe.

66BBlock, selects the type of CPRI Counter as 66B Block.

Response Syntax

<TX>

Response(s)

TX:

The response data syntax for the first parameter is defined as a <NR2 NUMERIC RESPONSE DATA> element.

Selects the type of CPRI Transmitted Counter.

CODE, selects the type of CPRI Counter as Code Word.

HYPE, selects the type of CPRI Counter as Hyperframe.

Example(s)

FETC:DATA:TEL:CPRI:SUMM:TX:COUN?

See Also

FETCh:DATA:TELecom:CPRI:SUMMary:RX:COUNter?

:FETCh:DATA:TELecom:CPRI:SUMMary:VERDict?

Description	This Query returns status of CPRI Threshold on Summary page. This command is an event and is not associated with an *RST condition or a query form. Navigation Path: Results > Summary > CPRI PASS FAIL VERDICT
Syntax	:FETCh:DATA:TELecom:CPRI:SUMMary:VERDict?
Response Syntax	<Verdict>
Response(s)	**Verdict**: The response data syntax for the first parameter is defined as a <CHARACTER RESPONSE DATA> element. Returns the status of Verdict.
Example(s)	FETC:DATa:TEL:CPRI:SUMM:VERD?
See Also	FETCh:DATA:TELecom:CPRI:ERRor:SEConds?

:FETCh:DATA:TELecom:OTL:SUMMary:SDT:AVERage?

Description

This query returns the average disruption time for summary in OTL multilane configuration.

At *RST condition, this value is device dependent.

Navigation Path: Test > OTN BERT > Results > Summary > Service disruption > Disruption Time

Syntax

:FETCh:DATA:TELecom:OTL:SUMMary:SDT:AVERage?

Response Syntax

<Average>

Response(s)

Average:

The response data syntax for the first parameter is defined as a <NR2 NUMERIC RESPONSE DATA> element.

Returns the average disruption time.

Example(s)

FETC:DATA:TEL:OTL:SUMMary:SDT:AVER?

See Also

FETCh:DATA:TEL:OTL:SDT:DEFect?

:FETCh:DATA:TELecom:OTL:SUMMary:SDT:COUNt?

Description

This query returns the number of service disruption counts that happened since the beginning of the Service Disruption Time (SDT) test for summary in OTL multilane configuration.

At *RST condition, this value is device dependent.

Navigation Path: Test > OTN BERT > Results > Summary > Service disruption > Disruption Time

Syntax

:FETCh:DATA:TELecom:OTL:SUMMary:SDT:COUNt?

Response Syntax

<Count>

Response(s)

Count:

The response data syntax for the first parameter is defined as a <NR1 NUMERIC RESPONSE DATA> element.

Returns the number of service disruption counts that happened since the beginning of the SDT test.

Example(s)

FETC:DATA:TEL:OTL:SUMMary:SDT:COUN?

See Also

FETCh:DATA:TELecom:SDT:TOTal?

:FETCh:DATA:TELecom:OTL:SUMMary:SDT:LAST?

Description

This query returns the length of the last disruption time for summary in OTL multilane configuration.

At *RST condition, this value is device dependent.

Navigation Path: Test > OTN BERT > Results > Summary > Service disruption > Disruption Time

Syntax

:FETCh:DATA:TELecom:OTL:SUMMary:SDT:LAST?

Response Syntax

<Last>

Response(s)

Last:

The response data syntax for the first parameter is defined as a <NR2 NUMERIC RESPONSE DATA> element.

Returns the last disruption time.

Example(s)

FETC:DATA:TEL:OTL:SUMMary:SDT:LAST?

See Also

FETCh:DATA:TELecom:SDT:LAST?

:FETCh:DATA:TELecom:OTL:SUMMary:SDT:LONGest?

Description

This query returns the longest disruption time for summary in OTL multilane configuration.

At *RST condition, this value is device dependent.

Navigation Path: Test > OTN BERT > Results > Summary > Service disruption > Disruption Time

Syntax

:FETCh:DATA:TELecom:OTL:SUMMary:SDT:LONGest?

Response Syntax

<Longest>

Response(s)

Longest:

The response data syntax for the first parameter is defined as a <NR2 NUMERIC RESPONSE DATA> element.

Returns the longest disruption time.

Example(s)

FETC:DATA:TEL:OTL:SUMMary:SDT:LONG?

See Also

FETCh:DATA:TELecom:SDT:COUNt?

:FETCh:DATA:TELecom:OTL:SUMMary:SDT:SHORtest?

Description

This query returns the shortest disruption time for summary in OTL multilane configuration.

At *RST condition, this value is device dependent.

Navigation Path: Test > OTN BERT > Results > Summary > Service disruption > Disruption Time

Syntax

:FETCh:DATA:TELecom:OTL:SUMMary:SDT:SHORtest?

Response Syntax

<Shortest>

Response(s)

Shortest:

The response data syntax for the first parameter is defined as a <NR2 NUMERIC RESPONSE DATA> element.

Returns the shortest disruption time.

Example(s)

FETC:DATA:TEL:OTL:SUMM:SDT:SHOR?

See Also

FETCh:DATA:TELecom:SDT:LONGest?

:FETCh:DATA:TELecom:OTL:SUMMary:SDT:TOTal?

Description	This query returns the total disruption time for summary in OTL multilane configuraiton. At *RST condition, this value is device dependent. Navigation Path: Test > OTN BERT > Results > Summary > Service disruption > Disruption Time
Syntax	:FETCh:DATA:TELecom:OTL:SUMMary:SDT:TOTal?
Response Syntax	<Total>
Response(s)	**Total**: The response data syntax for the first parameter is defined as a <NR2 NUMERIC RESPONSE DATA> element. Returns the total disruption time.
Example(s)	FETC:DATA:TEL:OTL:SUMMary:SDT:TOT?
See Also	FETCh:DATA:TELecom:SDT:COUNt?

:FETCh:DATA:TELecom:PATTern:ALARm:CURRent?

Description

This query returns the current status of BER (Unframed) per lane alarm.

At *RST condition, this value is device dependent.

Navigation Path: Results >Summary > Pattern Loss

Syntax

:FETCh:DATA:TELecom:PATTern:ALARm:CURRent? <wsp><Lane>, <Alarm>

Parameter(s)

Lane:

The program data syntax for the first parameter is defined as a <DECIMAL NUMERIC PROGRAM DATA> element.

Selects the lane number.

Alarm:

The program data syntax for the second parameter is defined as a <CHARACTER PROGRAM DATA> element.

Selects the alarm:

PLOSs: Pattern Loss

Response Syntax

<Current>

Response(s)

Current:

The response data syntax for the first parameter is defined as a <CHARACTER RESPONSE DATA> element.

Returns the current alarm status:

PRESENT: An alarm has occurred in the last second.

ABSENT: No alarm has occurred in the last second.

INACTIVE: No test result available.

Example(s)

FETC:DATA:TEL:PATT:ALAR:CURR? 1, PLOS

See Also

FETCh:DATA:TELecom:PATTern:ALARm:PATTern:HISTory?

:FETCh:DATA:TELecom:PATTern:ALARm:HISTory?

Description

This query returns the history status of BER (Unframed) per lane alarm.

At *RST condition, this value is device dependent.

Navigation Path: Results > Summary > Pattern Loss > Alarms

Syntax

:FETCh:DATA:TELecom:PATTern:ALARm:HISTory? <wsp><Lane>, <Alarm>

Parameter(s)

Lane:

The program data syntax for the first parameter is defined as a <DECIMAL NUMERIC PROGRAM DATA> element.

Selects the lane number.

Alarm:

The program data syntax for the second parameter is defined as a <CHARACTER PROGRAM DATA> element.

Selects the alarm:

PLOSs: Pattern Loss

Response Syntax

<History>

Response(s)

History:

The response data syntax for the first parameter is defined as a <CHARACTER RESPONSE DATA> element.

Returns the history alarm status:

PRESENT: At least one alarm has occurred during the test.

ABSENT: No alarm has occurred during the test.

INACTIVE: No test result available.

Example(s)

FETC:DATA:TEL:PATT:ALAR:HIST? 1, PLOS

See Also

FETCh:DATA:TELecom:PATTern:ALARm:PATTern:CURRent?

:FETCh:DATA:TELecom:PATTern:ALARm:SEConds?

Description

This query returns the number of seconds within which BER (Unframed) per lane alarm occurred.

At *RST condition, this value is device dependent.

Navigation Path: Results > Summary > Pattern Loss > Alarms

Syntax

:FETCh:DATA:TELecom:PATTern:ALARm:SEConds? <wsp><Lane>, <Alarm>

Parameter(s)

Lane:

The program data syntax for the first parameter is defined as a <DECIMAL NUMERIC PROGRAM DATA> element.

Selects the lane number.

Alarm:

The program data syntax for the second parameter is defined as a <CHARACTER PROGRAM DATA> element.

Selects the alarm:

PLOSs: Pattern Loss

Response Syntax

<Seconds>

Response(s)

Seconds:

The response data syntax for the first parameter is defined as a <NR1 NUMERIC RESPONSE DATA> element.

Returns the number of seconds in alarm.

Example(s)

FETC:DATA:TEL:PATT:ALAR:SEC? 1, PLOS

See Also

FETCh:DATA:TELecom:PATTern:ALARm:PATTern:SEConds?

:FETCh:DATA:TELecom:PATTern:ERRor:COUNt?

Description

This query returns the count of BER (Unframed) per lane errors.

At *RST condition, this value is device dependent.

Navigation Path: Results > Summary > BER > Errors

Syntax

:FETCh:DATA:TELecom:PATTern:ERRor:COUNt? <wsp><Lane>, <Error>

Parameter(s)

Lane:

The program data syntax for the first parameter is defined as a <DECIMAL NUMERIC PROGRAM DATA> element.

Selects the lane number.

Error:

The program data syntax for the second parameter is defined as a <CHARACTER PROGRAM DATA> element.

Selects the error:

BIT: Bit Error

MISMATCH0: Mismatch '0'

MISMATCH1: Mismatch '1'

Response Syntax

<Count>

Response(s)

Count:

The response data syntax for the first parameter is defined as a <NR2 NUMERIC RESPONSE DATA> element.

Returns the count of errors.

Example(s)

FETC:DATA:TEL:PATT:ERR:COUN? 1, BIT

See Also

FETCh:DATA:TELecom:PATTern:ERRor:PATTern:CURRent?

:FETCh:DATA:TELecom:PATTern:ERRor:CURRent?

Description

This query returns the current status of BER (Unframed) per lane error.

At *RST condition, this value is device dependent.

Navigation Path: Results > Summary > BER > Errors

Syntax

:FETCh:DATA:TELecom:PATTern:ERRor:CURRent? <wsp><Lane>, <Error>

Parameter(s)

Lane:

The program data syntax for the first parameter is defined as a <DECIMAL NUMERIC PROGRAM DATA> element.

Selects the lane for status of the transmitted error pattern. The range for the lane is from 0 to 19.

Error:

The program data syntax for the second parameter is defined as a <CHARACTER PROGRAM DATA> element.

Selects the error:

BIT: Bit Error

MISMATCH0: Mismatch '0'

MISMATCH1: Mismatch '1'

Response Syntax

<Current>

Response(s)

Current:

The response data syntax for the first parameter is defined as a <CHARACTER RESPONSE DATA> element.

Returns the current error status:

PRESENT: An error has occurred in the last second.

ABSENT: No error has occurred in the last second.

INACTIVE: No test result available.

Example(s)

FETC:DATA:TEL:PATT:ERR:CURR? 1, BIT

See Also

FETCh:DATA:TELecom:PATTern:ERRor:PATTern:HISTory?

:FETCh:DATA:TELecom:PATTern:ERRor:HISTory?

Description

This query returns the history status of BER (Unframed) per lane error.

At *RST condition, this value is device dependent.

Navigation Path: Results > Summary > BER > Errors

Syntax

:FETCh:DATA:TELecom:PATTern:ERRor:HISTory? <wsp><Lane>, <Error>

Parameter(s)

Lane:

The program data syntax for the first parameter is defined as a <DECIMAL NUMERIC PROGRAM DATA> element.

Selects the lane number.

Error:

The program data syntax for the second parameter is defined as a <CHARACTER PROGRAM DATA> element.

Selects the error:

BIT: Bit Error

MISMATCH0: Mismatch '0'

MISMATCH1: Mismatch '1'

Response Syntax

<History>

Response(s)

History:

The response data syntax for the first parameter is defined as a <CHARACTER RESPONSE DATA> element.

Returns the history error status:

PRESENT: At least one error has occurred during the test.

ABSENT: No error has occurred during the test.

INACTIVE: No test result available.

Example(s)

FETC:DATA:TEL:PATT:ERR:HIST? 1, BIT

See Also

FETCh:DATA:TELecom:PATTern:ERRor:PATTern:HISTory?

:FETCh:DATA:TELecom:PATTern:ERRor:PATTern:THReshold:VERDict?

Description

This query returns the Status of BERT Verdict.

At *RST condition, this value is set to BIT.

Navigation Path: Results > Summary > BERT

Syntax

:FETCh:DATA:TELecom:PATTern:ERRor:PATTern:THReshold:VERDict?[<wsp><Channel Number or Client ID>]

Parameter(s)

Channel Number or Client ID:

The program data syntax for the first parameter is defined as a <DECIMAL NUMERIC PROGRAM DATA> element.

Optional parameter, applicable to Multi-Channel OTN and FlexO BERT only.

For Multi-Channel OTN, selects the channel number.

For FlexO BERT, selects the client ID.

Response Syntax

<STATUS>

Response(s)

STATUS:

The response data syntax for the first parameter is defined as a <CHARACTER RESPONSE DATA> element.

Returns the verdict status:

PASS

FAIL

Example(s)

FETC:DATA:TEL:PATT:ERR:PATT:THR:VERD?

FETC:DATA:TEL:PATT:ERR:PATT:THR:VERD? 3

See Also

FETCh:DATA:TELecom:PATTern:ALARm:PATTern:SEConds?

:FETCh:DATA:TELecom:PATTern:ERRor:RATE?

Description

This query returns the current rate of BER (Unframed) per lane error.

At *RST condition, this value is device dependent.

Navigation Path: Results > Alarms/Errors > BER > Errors

Syntax

:FETCh:DATA:TELecom:PATTern:ERRor:RATE? <wsp><Lane>, <Error>

Parameter(s)

Lane:

The program data syntax for the first parameter is defined as a <DECIMAL NUMERIC PROGRAM DATA> element.

Selects the lane for status of the transmitted error pattern. The range for the lane is from 0 to 19.

Error:

The program data syntax for the second parameter is defined as a <CHARACTER PROGRAM DATA> element.

Selects the error:

BIT: Bit Error

MISMATCH0: Mismatch '0'

MISMATCH1: Mismatch '1'

Response Syntax

<Rate>

Response(s)

Rate:

The response data syntax for the first parameter is defined as a <NR3 NUMERIC RESPONSE DATA> element.

Returns the current error rate.

Example(s)

FETC:DATA:TEL:PATT:ERR:RATE? 1,BIT

See Also

FETCh:DATA:TELecom:PATTern:ERRor:PATTern:HISTory?

:FETCh:DATA:TELecom:PATTern:ERRor:SEConds?

Description

This query returns the number of seconds within which BER (Unframed) per lane error occurred.

At *RST condition, this value is device dependent.

Navigation Path: Results > Alarms/Errors > BER > Errors

Syntax

:FETCh:DATA:TELecom:PATTern:ERRor:SEConds? <wsp><Lane>, <Error>

Parameter(s)

Lane:

The program data syntax for the first parameter is defined as a <DECIMAL NUMERIC PROGRAM DATA> element.

Selects the lane number.

Error:

The program data syntax for the second parameter is defined as a <CHARACTER PROGRAM DATA> element.

Selects the error:

BIT: Bit Error

MISMATCH0: Mismatch '0'

MISMATCH1: Mismatch '1'

Response Syntax

<Seconds>

Response(s)

Seconds:

The response data syntax for the first parameter is defined as a <NR1 NUMERIC RESPONSE DATA> element.

Returns the number of seconds in error.

Example(s)

FETC:DATA:TEL:PATT:ERR:SEC? 1, BIT

See Also

FETCh:DATA:TELecom:PATTern:ERRor:PATTern:SEConds?

:FETCh:DATA:TELecom:SDT:AVERage?

Description

This query returns the average disruption duration, since test was started/reset.

At *RST condition, this value is device dependent.

Navigation Path: Test > OTN BERT > Results > Summary > Service disruption

Navigation Path: Test > Multi-Channel OTN > Results > SDT > Average

Syntax

:FETCh:DATA:TELecom:SDT:AVERage?[<wsp><Channel>]

Parameter(s)

Channel:

The program data syntax for the first parameter is defined as a <DECIMAL NUMERIC PROGRAM DATA> element.

This parameter is mandatory in the Multi-Channel OTN application, and cannot be specified in other applications.

The query returns the average disruption duration for the specified channel.

The numeric channel ranges from [1:n] in function of ODU Mapping.

Response Syntax

<Average>

Response(s)

Average:

The response data syntax for the first parameter is defined as a <NR2 NUMERIC RESPONSE DATA> element.

Returns the average disruption duration, since test was started/reset.

Example(s)

FETC:DATA:TEL:SDT:AVER?

FETC:DATA:TEL:SDT:AVER? 3

See Also

FETCh:DATA:TELecom:SDT:COUN?

:FETCh:DATA:TELecom:SDT:COUNt?

Description

This query returns the number of service disruptions, since test was started/reset.

At *RST condition, this value is device dependent.

Navigation Path: Test > OTN BERT > Results > Summary > Service disruption

Navigation Path: Test > Multi-Channel OTN > Results > SDT > Cout

Syntax

:FETCh:DATA:TELecom:SDT:COUNt?[<wsp><Channel>]

Parameter(s)

Channel:

The program data syntax for the first parameter is defined as a <DECIMAL NUMERIC PROGRAM DATA> element.

This parameter is mandatory in the Multi-Channel OTN application, and cannot be specified in other applications.

The query returns the number of service disruption for the specified channel.

The numeric channel ranges from [1:n] in function of ODU Mapping.

Response Syntax

<Count>

Response(s)

Count:

The response data syntax for the first parameter is defined as a <NR1 NUMERIC RESPONSE DATA> element.

Returns the number of service disruptions, since test was started/reset.

Example(s)

FETC:DATA:TEL:SDT:COUN?

FETC:DATA:TEL:SDT:COUN? 3

See Also

FETCh:DATA:TELecom:SDT:TOTal?

:FETCh:DATA:TELecom:SDT:DEFect?

Description	This query returns the layer on which service disruption time test isperformed for OTN. At *RST condition, this value is device dependent. Navigation Path: Test > OTN BERT > Results > Summary > Service disruption > Defect
Syntax	:FETCh:DATA:TELecom:SDT:DEFect?
Response Syntax	<Defect>
Response(s)	**Defect**: The response data syntax for the first parameter is defined as a <STRING RESPONSE DATA> element. This query returns the layer on which service disruption time test isperformed for OTN.
Example(s)	FETC:DATA:TEL:SDT:DEF?
See Also	FETCh:DATA:TELecom:OTL:SDT:DEFect? FETCh:DATA:TELecom:SDT:CHAT?

:FETCh:DATA:TELecom:SDT:LAST?

Description

This query returns the length of the last disruption time, since test was started/reset.

At *RST condition, this value is device dependent.

Navigation Path: Test > OTN BERT > Results > Summary > Service disruption

Navigation Path: Test > Multi-Channel OTN > Results > SDT > Last

Syntax

:FETCh:DATA:TELecom:SDT:LAST?[<wsp><Channel>]

Parameter(s)

Channel:

The program data syntax for the first parameter is defined as a <DECIMAL NUMERIC PROGRAM DATA> element.

This parameter is optional in the Multi-Channel OTN application, and cannot be specified in other applications.

When the channel is specified, the query returns the last disruption duration for the specified channel.

When the channel is specified, the numeric channel ranges from [1:n] in function of ODU Mapping.

When the channel is NOT specified, the query returns the last disruption of ALL monitored channels.

Response Syntax

<Last>

Response(s)

Last:

The response data syntax for the first parameter is defined as a <NR2 NUMERIC RESPONSE DATA> element.

Returns the last disruption duration, since test was started/reset.

Example(s)

FETC:DATA:TEL:SDT:LAST?

FETC:DATA:TEL:SDT:LAST? 3

See Also

FETCh:DATA:TELecom:SDT:LONGest?

:FETCh:DATA:TELecom:SDT:LONGest?

Description

This query returns the longest disruption duration, since test was started/reset.

At *RST condition, this value is device dependent.

Navigation Path: Test > OTN BERT > Results > Summary > Service disruption

Navigation Path: Test > Multi-Channel OTN > Results > SDT > Longest

Syntax

:FETCh:DATA:TELecom:SDT:LONGest?[<wsp><Channel>]

Parameter(s)

Channel:

The program data syntax for the first parameter is defined as a <DECIMAL NUMERIC PROGRAM DATA> element.

This parameter is optional in the Multi-Channel OTN application, and cannot be specified in other applications.

When the channel is specified, the query returns the longest disruption duration for the specified channel.

When the channel is specified, the numeric channel ranges from [1:n] in function of ODU Mapping.

When the channel is NOT specified, the query returns the longest disruption of ALL monitored channels.

Response Syntax

<Longest>

Response(s)

Longest:

The response data syntax for the first parameter is defined as a <NR2 NUMERIC RESPONSE DATA> element.

Returns the longest disruption duration, since test was started/reset.

Example(s)

FETC:DATA:TEL:SDT:LONG?

FETC:DATA:TEL:SDT:LONG? 3

See Also

FETCh:DATA:TELecom:SDT:SHORtest?

:FETCh:DATA:TELecom:SDT:SHORtest?

Description

This query returns the shortest disruption duration, since test was started/reset.

At *RST condition, this value is device dependent.

Navigation Path: Test > OTN BERT > Results > Summary > Service disruption

Navigation Path: Test > Multi-Channel OTN > Results > SDT > Shortest

Syntax

:FETCh:DATA:TELecom:SDT:SHORtest?[<wsp><Channel>]

Parameter(s)

Channel:

The program data syntax for the first parameter is defined as a <DECIMAL NUMERIC PROGRAM DATA> element.

This parameter is mandatory in the Multi-Channel OTN application, and cannot be specified in other applications.

The query returns the shortest disruption duration for the specified channel.

The numeric channel ranges from [1:n] in function of ODU Mapping.

Response Syntax

<Shortest>

Response(s)

Shortest:

The response data syntax for the first parameter is defined as a <NR2 NUMERIC RESPONSE DATA> element.

Returns the shortest disruption duration, since test was started/reset.

Example(s)

FETC:DATA:TEL:SDT:SHOR?

FETC:DATA:TEL:SDT:SHOR? 3

See Also

FETCh:DATA:TELecom:SDT:COUNt?

:FETCh:DATA:TELecom:SDT:TOTal?

Description

This query returns the total disruption duration, since test was started/reset.

At *RST condition, this value is device dependent.

Navigation Path: Test > OTN BERT > Results > Summary > Service disruption

Navigation Path: Test > Multi-Channel OTN > Results > SDT > Total

Syntax

:FETCh:DATA:TELecom:SDT:TOTal?[<wsp><Channel>]

Parameter(s)

Channel:

The program data syntax for the first parameter is defined as a <DECIMAL NUMERIC PROGRAM DATA> element.

This parameter is mandatory in the Multi-Channel OTN application, and cannot be specified in other applications.

The query returns the total disruption duration for the specified channel.

The numeric channel ranges from [1:n] in function of ODU Mapping.

Response Syntax

<Total>

Response(s)

Total:

The response data syntax for the first parameter is defined as a <NR2 NUMERIC RESPONSE DATA> element.

Returns the total disruption duration, since test was started/reset.

Example(s)

FETC:DATA:TEL:SDT:TOT?

FETC:DATA:TEL:SDT:TOT? 3

See Also

FETCh:DATA:TELecom:SDT:LAST?

:FETCh:DATA:TELecom:SDT:VERDict?

Description

This query returns if a SDT disruption greater than than the Pass/Fail verdict threshold was detected.

At *RST condition, this value is device dependent.

Navigation Path: Test > OTN BERT > Results > Summary > Service disruption > Defect

Navigation Path: Test > Multi-Channel OTN > Results > SDT > Verdict

Syntax

:FETCh:DATA:TELecom:SDT:VERDict?[<wsp><Channel>]

Parameter(s)

Channel:

The program data syntax for the first parameter is defined as a <DECIMAL NUMERIC PROGRAM DATA> element.

This parameter is mandatory in the Multi-Channel OTN application, and cannot be specified in other applications.

The query returns if a SDT disruption greater than than the Pass/Fail verdict threshold was detected for the specified channel.

The numeric channel ranges from [1:n] in function of ODU Mapping.

Response Syntax

<STATUS>

Response(s)

STATUS:

The response data syntax for the first parameter is defined as a <CHARACTER RESPONSE DATA> element.

Returns the status of Pattern SDT Verdict.

NONE, verdict is not present.

PASS, verdict is Pass.

FAIL, verdict is Fail.

Example(s)

FETC:DATA:TEL:SDT:VERD?

FETC:DATA:TEL:SDT:VERD? 3

See Also

FETCh:DATA:TELecom:OTL:SDT:DEFect?

FETCh:DATA:TELecom:SDT:CHAT?

:FETCh:DATA:TELecom:TEST:POWer:RECOvery:COUnt?

Description	This query returns the number of times the system has recovered from power failure. At *RST condition, this value is set to device-dependent. Navigation Path: Results > Summary > Power Failure
Syntax	:FETCh:DATA:TELecom:TEST:POWer:RECOvery:COUnt?
Response Syntax	<Power Failure Status>
Response(s)	**Power Failure Status**: The response data syntax for the first parameter is defined as a <NR1 NUMERIC RESPONSE DATA> element. Returns the power failure status of the test.
Example(s)	SOUR:DATA:TEL:TEST ON FETC:DATA:TEL:TEST:POW:REC:COUN?
See Also	FETCh:DATA:TELecom:TEST:STATus?

:FETCh:DATA:TELecom:TEST:STARt:TIME?

Description

This query returns the time at which the test started.

At *RST condition, this value is set to device-dependent.

Navigation Path: Results > Summary > StartTime

Syntax

:FETCh:DATA:TELecom:TEST:STARt:TIME?

Response Syntax

<StartTime>

Response(s)

StartTime:

The response data syntax for the first parameter is defined as a <STRING RESPONSE DATA> element.

Returns the time at which the test started.

Example(s)

SOUR:DATA:TEL:TEST ON

FETC:DATA:TEL:TEST:STAR:TIME?

See Also

FETCh:DATA:TELecom:LOGGer:LIST?

:FETCh:DATA:TELecom:TEST:STATus:VERDict?

Description	This query returns Global Test Status verdict status. At *RST condition, this value is set to device-dependent. Navigation Path: Test App > Setup > Results > Summary > Status
Syntax	:FETCh:DATA:TELecom:TEST:STATus:VERDict?
Response Syntax	<Global Verdict>
Response(s)	**Global Verdict**: The response data syntax for the first parameter is defined as a <CHARACTER RESPONSE DATA> element. Returns test status global verdict status PASS, indicates verdict is Pass. FAIL, indicates verdict is Fail.
Example(s)	FETC:DATA:TEL:TEST:STAT:VERD?
See Also	FETCh:DATA:TELecom:PACKetsync:SYNCe:RX:LAST:QL:VERDict?

:FETCh:DATA:TELecom:TEST:STATus?

Description

This query returns the test status.

At *RST condition, this value is set to device-dependent.

Navigation Path: Results > Summary > Status

Syntax

:FETCh:DATA:TELecom:TEST:STATus?

Response Syntax

<Test Status>

Response(s)

Test Status:

The response data syntax for the first parameter is defined as a <STRING RESPONSE DATA> element.

Returns the status of the test.

Example(s)

SOUR:DATA:TEL:TEST ON

FETC:DATA:TEL:TEST:STAT?

See Also

FETCh:DATA:TELecom:TEST:STARt:TIME?

:FETCh:DATA:TELecom:UPRBs:PATTern:THReshold:VERDict?

Description

This query returns the Status of BERT Verdict.

At *RST condition, this value is set to BIT.

Navigation Path: Results > Summary > Unframed BERT

Syntax

:FETCh:DATA:TELecom:UPRBs:PATTern:THReshold:VERDict? <wsp><Lane>

Parameter(s)

Lane:

The program data syntax for the first parameter is defined as a <DECIMAL NUMERIC PROGRAM DATA> element.

Sets the lane number for which the injection is to be done for unframed BERT alarms and errors.

The range is from 0 to 3 for 4 Lanes and 0 to 19 for 20 lanes.

Response Syntax

<STATUS>

Response(s)

STATUS:

The response data syntax for the first parameter is defined as a <CHARACTER RESPONSE DATA> element.

Returns the status of Pattern Unframed BERT Verdict.

PASS, verdict is Pass.

FAIL, verdict is Fail.

Example(s)

FETC:DATA:TEL:UPRB:PATT:THR:VERD? 1

See Also

FETCh:DATA:TELecom:PATTern:ALARm:PATTern:SEConds?

:SENSe:DATA:TELecom:CPRI:SUMMary:ETHernet:RATE?

Description

This query return the Ethernet Channel rate value.

At *RST condition, this value is set to device-dependent.

Navigation Path: Results > Summary > CPRI > C&M Ethernet Negotiated

Syntax

:SENSe:DATA:TELecom:CPRI:SUMMary:ETHernet:RATE?

Response Syntax

<RATE>

Response(s)

RATE:

The response data syntax for the first parameter is defined as a <STRING RESPONSE DATA> element.

Returns the Ethernet Rate.

Example(s)

SENS:DATa:TEL:CPRI:SUMM:ETH:RATE?

See Also

SENSe:DATA:TELecom:CPRI:SUMMary:HDLC:RATE?

:SENSe:DATA:TELecom:CPRI:SUMMary:FSYNc:STATus?

Description	This query return the Frame Sync Status. At *RST condition, this value is set to device-dependent. Navigation Path: Test > CPRI > Results > Summary > Frame Sync
Syntax	:SENSe:DATA:TELecom:CPRI:SUMMary:FSYNc:STATus?
Response Syntax	<Status>
Response(s)	**Status**: The response data syntax for the first parameter is defined as a <CHARACTER RESPONSE DATA> element. Returns the Frame Sequence Sate.
Example(s)	SENS:DATA:TEL:CPRI:SUMM:FSYN:STAT?
See Also	SENSe:DATA:TELecom:CPRI:SUMMary:SSTate?

:SENSe:DATA:TELecom:CPRI:SUMMary:HDLC:RATE?

Description
This query return the HDLC rate value.
At *RST condition, this value is set to device-dependent.
Navigation Path: Results > Summary > CPRI > C&M HDLC Negotiated

Syntax
:SENSe:DATA:TELecom:CPRI:SUMMary:HDLC:RATE?

Response Syntax
<RATE>

Response(s)
RATE:
The response data syntax for the first parameter is defined as a <STRING RESPONSE DATA> element.
Returns the HDLC Rate.

Example(s)
SENS:DATa:TEL:CPRI:SUMM:HDLC:RATE?

See Also
SENSe:DATA:TELecom:CPRI:SUMMary:ETHernet:RATE?

:SENSe:DATA:TELecom:CPRI:SUMMary:PROTocol:VERSion?

Description	This query returns the Summary Protocol Version. At *RST condition, this value is device dependent. Navigation Path: Results > Summary > CPRI > Protocol Negotiated
Syntax	:SENSe:DATA:TELecom:CPRI:SUMMary:PROTocol:VERSion?
Response Syntax	<Version>
Response(s)	**Version**: The response data syntax for the first parameter is defined as a <CHARACTER RESPONSE DATA> element. Returns the Protocol version.
Example(s)	SENS:DATa:TEL:CPRI:SUMM:PROT:VERS?
See Also	SENSe:DATA:TELecom:CPRI:PORT:PROTocol:VERSion?

:SENSe:DATA:TELecom:CPRI:SUMMary:SSTate?

Description

This query return the Sequence State.

At *RST condition, this value is set to device-dependent.

Navigation Path: Test > CPRI > Results > Summary > Sequence

Syntax

:SENSe:DATA:TELecom:CPRI:SUMMary:SSTate?

Response Syntax

<Sequcence State>

Response(s)

Sequcence State:

The response data syntax for the first parameter is defined as a <STRING RESPONSE DATA> element.

Returns the Sequence State.

Example(s)

SENS:DATA:TEL:CPRI:SUMM:SST?

See Also

SENSe:DATA:TELecom:CPRI:SUMMary:FSYNc:STATus?

:SOURce:DATA:TELecom:PATTern:ALARm:PATTern?

Description

This query returns the enable/disable status of the continuous BER alarm injection.

At *RST condition, this value is set to OFF.

Navigation Path: Results > Alarms/Errors > Injection > BER > Alarm > Continuous > Inject

Navigation Path: Results > Alarms/Errors > Injection > FlexE - Client > BER > Alarm > Continuous > Inject

Syntax

:SOURce:DATA:TELecom:PATTern:ALARm:PATTern?

Response Syntax

<Inject>

Response(s)

Inject:

The response data syntax for the first parameter is defined as a <BOOLEAN RESPONSE DATA> element.

Returns the enable/disable injection status.

1: Enabled

0: Disabled

Example(s)

SOUR:DATA:TEL:PATT:ALAR:PATT ON

SOUR:DATA:TEL:PATT:ALAR:PATT?

Returns: 1

See Also

SOURce:DATA:TELecom:PATTern:ERRor:PATTern:MANual:TYPE

SOURce:DATA:TELecom:PATTern:ERRor:PATTern:AMOunt

SOURce:DATA:TELecom:PATTern:ERRor:PATTern:INJect

:SOURce:DATA:TELecom:UNFRamed:PATTern:ALANes

Description

This command enables/disables the selection of all lanes for unframed BERT alarms/errors injection purposes.

At *RST condition, this value is set to OFF.

Navigation Path: Results > Summary (Unframed BERT) > Inject > Layer (BER) > All Lanes

Syntax

:SOURce:DATA:TELecom:UNFRamed:PATTern:ALANes <wsp><Set>

Parameter(s)

Set:

The program data syntax for the first parameter is defined as a <BOOLEAN PROGRAM DATA> element.

Enables/disables the selection of all lanes.

ON: Selects all lanes

OFF: Unselects all lanes

Response Syntax

<Inject>

Example(s)

SOUR:DATA:TEL:UNFR:PATT:ALAN ON

SOUR:DATA:TEL:UNFR:PATT:ALAN?

Returns: 1

See Also

SOURce:DATA:TELecom:UNFRamed:PATTern:LANE?

:SOURce:DATA:TELecom:UNFRamed:PATTern:ALANes?

Description

This query returns the enable/disable selection status of all lanes for unframed BERT alarms/errors injection purposes.

At *RST condition, this value is set to OFF.

Navigation Path: Results > Summary (Unframed BERT) > Inject > Layer (BER) > All Lanes

Syntax

:SOURce:DATA:TELecom:UNFRamed:PATTern:ALANes?

Response Syntax

<Set>

Response(s)

Set:

The response data syntax for the first parameter is defined as a <BOOLEAN RESPONSE DATA> element.

Returns the enable/disable selection status of all lanes.

1: All lanes are enabled.

0: None or not all lanes are enabled.

Example(s)

SOUR:DATA:TEL:UNFR:PATT:ALAN ON

SOUR:DATA:TEL:UNFR:PATT:ALAN?

Returns: 1

See Also

SOURce:DATA:TELecom:UNFRamed:PATTern:LANE

:SOURce:DATA:TELecom:UNFRamed:PATTern:ALARm

Description

This command enables/disables the Unframed BERT alarm injection.

At *RST condition, this value is set to OFF.

Navigation Path: Results > Summary > Inject > Layer (BER) - Alarm - Inject

Syntax

:SOURce:DATA:TELecom:UNFRamed:PATTern:ALARm <wsp><Set>

Parameter(s)

Set:

The program data syntax for the first parameter is defined as a <BOOLEAN PROGRAM DATA> element.

Enables/disables alarm injection.

ON: Enabled

OFF: Disabled

Response Syntax

<Set>

Example(s)

SOUR:DATA:TEL:UNFR:PATT:ALAR ON

SOUR:DATA:TEL:UNFR:PATT:ALAR?

Returns: 1

See Also

SOURce:DATA:TELecom:UNFRamed:PATTern:ALARm:TYPE?

:SOURce:DATA:TELecom:UNFRamed:PATTern:ALARm:TYPE?

Description	This query returns the Unframed BERT alarm type. At *RST condition, this value is set to PLOSs. Navigation Path: Results > Summary > Inject > Layer (BER) - Alarm - Continuous - Defect
Syntax	:SOURce:DATA:TELecom:UNFRamed:PATTern:ALARm:TYPE?
Response Syntax	<Alarm>
Response(s)	**Alarm**: The response data syntax for the first parameter is defined as a <CHARACTER RESPONSE DATA> element. Returns the type of Unframed Bert alarm. PLOSs: Pattern Loss
Example(s)	SOUR:DATA:TEL:UNFR:PATT:ALAR:TYPE? Returns: PLOS
See Also	SOURce:DATA:TELecom:UNFRamed:PATTern:ALARm SOURce:DATA:TELecom:UNFRamed:PATTern:ALARm?

:SOURce:DATA:TELecom:UNFRamed:PATTern:ALARm?

Description

This query returns the enable/disable status of the Unframed BERT alarm injection.

At *RST condition, this value is set to OFF.

Navigation Path: Results > Summary > Inject > Layer (BER) - Alarm - Inject

Syntax

:SOURce:DATA:TELecom:UNFRamed:PATTern:ALARm?

Response Syntax

<Status>

Response(s)

Status:

The response data syntax for the first parameter is defined as a <BOOLEAN RESPONSE DATA> element.

Returns the status of the alarm generation.

1: Alarm injection is enabled.

0: Alarm injection is disabled.

Example(s)

SOUR:DATA:TEL:UNFR:PATT:ALAR ON

SOUR:DATA:TEL:UNFR:PATT:ALAR?

Returns: 1

See Also

SOURce:DATA:TELecom:UNFRamed:PATTern:ALARm:TYPE?

:SOURce:DATA:TELecom:UNFRamed:PATTern:ERRor:AUTomated

Description

This command enables/disables the Unframed BERT error rate injection.

At *RST condition, this value is set to OFF.

Navigation Path: Results > Summary > Inject > Layer (BER) - Error - Rate - Inject

Syntax

:SOURce:DATA:TELecom:UNFRamed:PATTern:ERRor:AUTomated <wsp><Status>

Parameter(s)

Status:

The program data syntax for the first parameter is defined as a <BOOLEAN PROGRAM DATA> element.

Enables/disables:

ON: Enables

OFF: Disables

Response Syntax

<Status>

Example(s)

SOUR:DATA:TEL:UNFR:PATT:ERR:AUT ON

SOUR:DATA:TEL:UNFR:PATT:ERR:AUT?

Returns: 1

See Also

SOURce:DATA:TELecom:UNFRamed:PATTern:ALARm:TYPE?

:SOURce:DATA:TELecom:UNFRamed:PATTern:ERRor:AUTomated:CONTinuous

Description

This command enalbes/disables the Unframed BERT error max rate injection.

At *RST condition, this value is set to OFF.

Navigation Path: Results > Summary > Inject > Layer (BER) - Error - Max Rate - Inject

Syntax

:SOURce:DATA:TELecom:UNFRamed:PATTern:ERRor:AUTomated:CONTinuous <wsp><Status>

Parameter(s)

Status:

The program data syntax for the first parameter is defined as a <BOOLEAN PROGRAM DATA> element.

Enables/disables:

ON: Enables

OFF: Disables

Response Syntax

<Status>

Example(s)

SOUR:DATA:TEL:UNFR:PATT:ERR:AUT:CONT ON

SOUR:DATA:TEL:UNFR:PATT:ERR:AUT:CONT?

Returns: 1

See Also

SOURce:DATA:TELecom:UNFRamed:PATTern:ALARm:TYPE?

:SOURce:DATA:TELecom:UNFRamed:PATTern:ERRor:AUTomated:CONTinuous?

Description	This query returns the enable/disable status of the Unframed BERT error max rate injection. At *RST condition, this value is set to OFF. Navigation Path: Results > Summary > Inject > Layer (BER) - Error - Max Rat - Inject
Syntax	:SOURce:DATA:TELecom:UNFRamed:PATTern:ERRor:AUTomated:CONTinuous?
Response Syntax	<Status>
Response(s)	**Status**: The response data syntax for the first parameter is defined as a <BOOLEAN RESPONSE DATA> element. Returns the status of max rate error injection. 1: Max rate error injection is enabled. 0: Max rate error injection is disabled.
Example(s)	SOUR:DATA:TEL:UNFR:PATT:ERR:AUT:CONT ON SOUR:DATA:TEL:UNFR:PATT:ERR:AUT:CONT? Returns: 1
See Also	SOURce:DATA:TELecom:UNFRamed:PATTern:ALARm:TYPE?

:SOURce:DATA:TELecom:UNFRamed:PATTern:ERRor:AUTomated:RATE

Description

This command sets the error rate value for Unframed BERT.

At *RST condition, this value is set to 1.0E-09.

Navigation Path: Results > Summary > Inject > Layer (BER) - Error - Rate - Rate

Syntax

:SOURce:DATA:TELecom:UNFRamed:PATTern:ERRor:AUTomated:RATE <wsp><Rate>

Parameter(s)

Rate:

The program data syntax for the first parameter is defined as a <DECIMAL NUMERIC PROGRAM DATA> element.

Sets the rate of Unframed BERT error.

MAXimum

MINimum

Response Syntax

<Status>

Example(s)

SOUR:DATA:TEL:UNFR:PATT:ERR:AUT:RATE 1.0E-03

SOUR:DATA:TEL:UNFR:PATT:ERR:AUT:RATE?

Returns: 1.0E-03

See Also

SOURce:DATA:TELecom:UNFRamed:PATTern:ALARm:TYPE?

:SOURce:DATA:TELecom:UNFRamed:PATTern:ERRor:AUTomated:RATE?

Description

This query returns the error rate value for Unframed BERT.

At *RST condition, this value is set to 1.0E-09.

Navigation Path: Results > Summary > Inject > Layer (BER) - Error - Rate - Rate

Syntax

:SOURce:DATA:TELecom:UNFRamed:PATTern:ERRor:AUTomated:RATE?[<wsp><Rate>]

Parameter(s)

Rate:

The program data syntax for the first parameter is defined as a <CHARACTER PROGRAM DATA> element.

Returns the error rate value.

This parameter is optional. If no token is specified, the current rate is returned.

MAXimum: Biggest rate

MINimum: Smallest reate

Response Syntax

<Rate>

Response(s)

Rate:

The response data syntax for the first parameter is defined as a <NR3 NUMERIC RESPONSE DATA> element.

Returns the error rate value.

Example(s)

SOUR:DATA:TEL:UNFR:PATT:ERR:AUT:RATE 1.0E-03

SOUR:DATA:TEL:UNFR:PATT:ERR:AUT:RATE?

Returns: 1.0E-03

See Also

SOURce:DATA:TELecom:UNFRamed:PATTern:ALARm:TYPE?

:SOURce:DATA:TELecom:UNFRamed:PATTern:ERRor:AUTomated:TYPE?

Description	This query returns the rate/max rate defect for Unframed BERT. At *RST condition, this value is set to BIT. Navigation Path: Results > Summary > Inject > Layer (BER) - Error - Rate/Max Rate - Defect
Syntax	:SOURce:DATA:TELecom:UNFRamed:PATTern:ERRor:AUTomated:TYPE?
Response Syntax	<Error>
Response(s)	**Error**: The response data syntax for the first parameter is defined as a <CHARACTER RESPONSE DATA> element. Returns the automated type Unframed Bert error. BIT, bit is selected as the automated type Unframed Bert error.
Example(s)	SOUR:DATA:TEL:UNFR:PATT:ERR:AUT:TYPE? Returns: BIT
See Also	SOURce:DATA:TELecom:UNFRamed:PATTern:ALARm:TYPE?

:SOURce:DATA:TELecom:UNFRamed:PATTern:ERRor:AUTomated?

Description	This query returns the enable/disable status of the Unframed BERT error rate injection. At *RST condition, this value is set to OFF. Navigation Path: Results > Summary > Inject > Layer (BER) - Error - Rate - Inject
Syntax	:SOURce:DATA:TELecom:UNFRamed:PATTern:ERRor:AUTomated?
Response Syntax	<Status>
Response(s)	**Status**: The response data syntax for the first parameter is defined as a <BOOLEAN RESPONSE DATA> element. Returns the status of error rate injection. 1: Error rate injection is enabled. 0: Error rate inection is disabled.
Example(s)	SOUR:DATA:TEL:UNFR:PATT:ERR:AUT ON SOUR:DATA:TEL:UNFR:PATT:ERR:AUT? Returns: 1
See Also	SOURce:DATA:TELecom:UNFRamed:PATTern:ALARm:TYPE?

:SOURce:DATA:TELecom:UNFRamed:PATTern:ERRor:MANual:AMOunt

Description

This command sets the amount of error to be generated for Unframed BERT.

At *RST condition, this value is set to 1.

Navigation Path: Results > Summary > Inject > Layer (BER) > Errors - Manual - Amount

Syntax

:SOURce:DATA:TELecom:UNFRamed:PATTern:ERRor:MANual:AMOunt <wsp><Amount>

Parameter(s)

Amount:

The program data syntax for the first parameter is defined as a <DECIMAL NUMERIC PROGRAM DATA> element.

Sets the amount of error to be injected. Choices are 1 through 50.

MAXimum: Biggest supported value.

MINimum: Smallest supported value.

DEFault: Default value.

Response Syntax

<Status>

Example(s)

SOUR:DATA:TEL:UNFR:PATT:ERR:MAN:AMO 25

SOUR:DATA:TEL:UNFR:PATT:ERR:MAN:AMO?

Returns: 25

See Also

SOURce:DATA:TELecom:UNFRamed:PATTern:ALARm:TYPE?

:SOURce:DATA:TELecom:UNFRamed:PATTern:ERRor:MANual:AMOunt?

Description

This query returns the amount of error to be generated for Unframed BERT.

At *RST condition, this value is set to 1.

Navigation Path: Results > Summary > Inject > Layer (BER) > Errors - Manual - Amount

Syntax

:SOURce:DATA:TELecom:UNFRamed:PATTern:ERRor:MANual:AMOunt?[<wsp><Amount>]

Parameter(s)

Amount:

The program data syntax for the first parameter is defined as a <CHARACTER PROGRAM DATA> element.

This parameter is optional. If no token is specified, the current amount is returned.

MAXimum: Biggest supported value.

MINimum: Smallest supported value.

DEFault: Default value.

Response Syntax

<Amount>

Response(s)

Amount:

The response data syntax for the first parameter is defined as a <NR1 NUMERIC RESPONSE DATA> element.

Returns the amount of Unframed Bert error.

Example(s)

SOUR:DATA:TEL:UNFR:PATT:ERR:MAN:AMO 25

SOUR:DATA:TEL:UNFR:PATT:ERR:MAN:AMO?

Returns: 25

See Also

SOURce:DATA:TELecom:UNFRamed:PATTern:ALARm:TYPE?

:SOURce:DATA:TELecom:UNFRamed:PATTern:ERRor:MANual:INJect

Description	This command injects manual error for Unframed BERT. This command is an event and is not associated with an *RST condition or a query form. Navigation Path: Results > Summary > Inject > Inject
Syntax	:SOURce:DATA:TELecom:UNFRamed:PATTern:ERRor:MANual:INJect
Response Syntax	<Amount>
Example(s)	SOUR:DATA:TEL:UNFR:PATT:ERR:MAN:INJ
See Also	SOURce:DATA:TELecom:UNFRamed:PATTern:ALARm:TYPE?

:SOURce:DATA:TELecom:UNFRamed:PATTern:ERRor:MANual:TYPE?

Description	This query returns the selected error defect for Unframed BERT. At *RST condition, this value is set to BIT. Navigation Path: Results > Summary > Inject > Layer (BER) - Error - Manual - Defect
Syntax	:SOURce:DATA:TELecom:UNFRamed:PATTern:ERRor:MANual:TYPE?
Response Syntax	<Error>
Response(s)	**Error**: The response data syntax for the first parameter is defined as a <CHARACTER RESPONSE DATA> element. Returns the error defect. BIT: Bit Error
Example(s)	SOUR:DATA:TEL:UNFR:PATT:ERR:MAN:TYPE? Returns: BIT
See Also	SOURce:DATA:TELecom:UNFRamed:PATTern:ALARm:TYPE?

:SOURce:DATA:TELecom:UNFRamed:PATTern:LANE

Description

This command enables/disables the selection of a lane for Unframed BERT alarms/errors injection purposes.

At *RST condition, this value is set to OFF.

Navigation Path: Results > Summary > Inject > Layer (BER) > Lane

Syntax

:SOURce:DATA:TELecom:UNFRamed:PATTern:LANE <wsp><Lane>, <Set>

Parameter(s)

Lane:

The program data syntax for the first parameter is defined as a <DECIMAL NUMERIC PROGRAM DATA> element.

Selects a lane.

Set:

The program data syntax for the second parameter is defined as a <BOOLEAN PROGRAM DATA> element.

Enables/disables a lane for alarms/errors injection.

ON: Enables the particular lane.

OFF: Disables the particular lane.

Response Syntax

<Error>

Example(s)

SOUR:DATA:TEL:UNFR:PATT:LANE 5, ON

SOUR:DATA:TEL:UNFR:PATT:LANE? 5

Returns: 1

See Also

SOURce:DATA:TELecom:UNFRamed:PATTern:ALANes?

:SOURce:DATA:TELecom:UNFRamed:PATTern:LANE?

Description

TThis query returns the enable/disable selection status of a lane for Unframed BERT alarms/errors injection purposes.

At *RST condition, this value is set to OFF.

Navigation Path: Results > Summary > Inject > Layer (BER) > Lane

Syntax

:SOURce:DATA:TELecom:UNFRamed:PATTern:LANE? <wsp><Lane>

Parameter(s)

Lane:

The program data syntax for the first parameter is defined as a <DECIMAL NUMERIC PROGRAM DATA> element.

Selects the lane number.

Response Syntax

<Set>

Response(s)

Set:

The response data syntax for the first parameter is defined as a <BOOLEAN RESPONSE DATA> element.

Returns the status of alarms/errors lane selection.

1: Lane selected

0: Lane not selected

Example(s)

SOUR:DATA:TEL:UNFR:PATT:LANE 5, ON

SOUR:DATA:TEL:UNFR:PATT:LANE? 5

Returns: 1

See Also

SOURce:DATA:TELecom:UNFRamed:PATTern:ALANes

Summary (Traffic Gen & Mon) - (Stream)

:FETCh:DATA:TELecom:ETHernet:COUNt:DUALport:FRAMes:RX?

Description

This query returns the received frame count per direction for dual port.

At *RST condition, this value is device dependent.

Navigation Path: Results > Summary > Service Performance > RX Frame Count

Syntax

:FETCh:DATA:TELecom:ETHernet:COUNt:DUALport:FRAMes:RX? <wsp><Service>, <Direction>

Parameter(s)

Service:

The program data syntax for the first parameter is defined as a <DECIMAL NUMERIC PROGRAM DATA> element.

Selects the service number 1 to 10.

Direction:

The program data syntax for the second parameter is defined as a <CHARACTER PROGRAM DATA> element.

Selects the Direction

P1TOP2: P1 to P2

P2TOP1: P2 to P1

Response Syntax

<Count>

Response(s)

Count:

The response data syntax for the first parameter is defined as a <NR2 NUMERIC RESPONSE DATA> element.

Returns the count.

Example(s)

FETC:DATA:TEL:ETH:COUN:DUAL:FRAM:RX? 1,P1TOP2

See Also

SOURce:DATA:TEL:ETH:STR:PAYL

:FETCh:DATA:TELecom:ETHernet:COUNt:DUALport:FRAMes:TX?

Description	This query returns the transmitted frame count per direction for dual port. At *RST condition, this value is device dependent. Navigation Path: Results > Summary > Service Performance > TX Frame Count
Syntax	:FETCh:DATA:TELecom:ETHernet:COUNt:DUALport:FRAMes:TX? <wsp><Service>, <Direction>
Parameter(s)	**Service**: The program data syntax for the first parameter is defined as a <DECIMAL NUMERIC PROGRAM DATA> element. Selects the service from 1 to 10. **Direction**: The program data syntax for the second parameter is defined as a <CHARACTER PROGRAM DATA> element. Selects the Direction: P1TOP2: P1 to P2 P2TOP1: P2 to P1
Response Syntax	<Count>
Response(s)	**Count**: The response data syntax for the first parameter is defined as a <NR2 NUMERIC RESPONSE DATA> element. Returns the count.
Example(s)	FETC:DATA:TEL:ETH:COUN:DUAL:FRAM:TXR? 1,P1TOP2
See Also	FETCh:DATA:TELecom:ETH:COUN:FRAM:RX?

:FETCh:DATA:TELecom:ETHernet:COUNt:DUALport:FRAMes:TXRate?

Description

This query returns the frames transmitted for selected traffic stream for dualport.

At *RST condition, this value is device dependent.

Navigation Path: Traffic Gen & Mon > Results > Summary > Stream (Pop up) > TX Rate(%).

Syntax

:FETCh:DATA:TELecom:ETHernet:COUNt:DUALport:FRAMes:TXRate? <wsp><Tgen>, <Direction>

Parameter(s)

Tgen:

The program data syntax for the first parameter is defined as a <DECIMAL NUMERIC PROGRAM DATA> element.

Selects the stream from 1 to 16.

Direction:

The program data syntax for the second parameter is defined as a <CHARACTER PROGRAM DATA> element.

Selects the Direction.

P1TOP2: P1 -TO-P2

P2TOP1: P2 -TO-P1

Response Syntax

<Frame TXRate>

Response(s)

Frame TXRate:

The response data syntax for the first parameter is defined as a <NR2 NUMERIC RESPONSE DATA> element.

Returns the Total Tx rate value

Example(s)

FETC:DATA:TEL:ETH:COUN:DUAL:FRAM:TX? 1,P1TOP2

See Also

FETCh:DATA:TELecom:ETH:COUN:FRAM:RX?

:FETCh:DATA:TELecom:ETHernet:COUNt:FRAMes:RX?

Description

This query returns the number of flow control pause frames received.

At *RST condition, this value is device dependent.

Navigation Path: Traffic Gen & Mon > Results > Summary > Stream (Pop up) > RX Frame Count.

Navigation Path: EtherSAM (Y.1564) > Results > Results > Service Performance > RX Frame Count.

Syntax

:FETCh:DATA:TELecom:ETHernet:COUNt:FRAMes:RX? <wsp><Tgen>,[<Direction>]

Parameter(s)

Tgen:

The program data syntax for the first parameter is defined as a <DECIMAL NUMERIC PROGRAM DATA> element.

For TGEN,Selects the stream from 1 to 16.

For EtherSAM,Selects the Service number 1 to 10.

Direction:

The program data syntax for the second parameter is defined as a <DECIMAL NUMERIC PROGRAM DATA> element.

Selects the Direction.

(For DTS used both LTOR and RTOL as direction, for Non DTS use LTOR as direction)

LTORemote: Local to Remote

RTOLocal: Remote to Local

Response Syntax

<Framerx>

Response(s)

Framerx:

The response data syntax for the first parameter is defined as a <NR2 NUMERIC RESPONSE DATA> element.

Returns the number of flow control pause frames received.

Example(s)

FETC:DATA:TEL:ETH:COUN:FRAM:RX? 2

See Also

SOURce:DATA:TEL:ETH:STR:PAYL

:FETCh:DATA:TELecom:ETHernet:COUNt:FRAMes:TX?

Description

This query returns the frames transmitted for selected traffic stream.

At *RST condition, this value is device dependent.

Navigation Path: Traffic Gen & Mon > Results > Summary > Stream (Pop up) > TX Frame Count.

Syntax

:FETCh:DATA:TELecom:ETHernet:COUNt:FRAMes:TX? <wsp><Tgen>

Parameter(s)

Tgen:

The program data syntax for the first parameter is defined as a <DECIMAL NUMERIC PROGRAM DATA> element.

Selects the stream from 1 to 16.

Response Syntax

<Frame TX>

Response(s)

Frame TX:

The response data syntax for the first parameter is defined as a <NR2 NUMERIC RESPONSE DATA> element.

Returns the number of flow control pause frames Transmitted.

Example(s)

FETCh:DATA:TEL:ETHernet:COUNt:FRAM:TX? 2

See Also

FETCh:DATA:TELecom:ETH:COUN:FRAM:RX?

:FETCh:DATA:TELecom:ETHernet:STReam:DUALport:FLOSs:VERDict?

Description

This query returns the Frame Loss Count/Rate verdict status per direction for dual port.

At *RST condition, this value is device dependent.

Navigation Path: Results > Service Performace > Frame Loss - Count/Rate - Verdict

Syntax

:FETCh:DATA:TELecom:ETHernet:STReam:DUALport:FLOSs:VERDict? <wsp><Service>, <Type>, <Direction>

Parameter(s)

Service:

The program data syntax for the first parameter is defined as a <DECIMAL NUMERIC PROGRAM DATA> element.

Selects the service number 1 to 10.

Type:

The program data syntax for the second parameter is defined as a <CHARACTER PROGRAM DATA> element.

Selects Count/Rate:

COUNt

RATE

Direction:

The program data syntax for the third parameter is defined as a <CHARACTER PROGRAM DATA> element.

Selects the port direction:

P1TOP2: P1 to P2

P2TOP1: P2 to P1

Response Syntax

<Verdict>

Response(s)

Verdict:

The response data syntax for the first parameter is defined as a <CHARACTER RESPONSE DATA> element.

Returns the verdict:

PASS

FAIL

Example(s)

FETC:DATA:TEL:ETH:STR:DUAL:FLOS:VERD? 1, RATE,P1TOP2

See Also

FETCh:DATA:TELecom:ETHernet:STReam:LATency:MAXimum:VERDict? 1

:FETCh:DATA:TELecom:ETHernet:STReam:DUALport:JITTer:AVERage?

Description

This query returns the Jitter average value per direction for dual port.

At *RST condition, this value is device dependent.

Navigation Path: Results > Service Performace > Jitter > Average

Syntax

:FETCh:DATA:TELecom:ETHernet:STReam:DUALport:JITTer:AVERage? <wsp><Service>, <Direction>

Parameter(s)

Service:

The program data syntax for the first parameter is defined as a <DECIMAL NUMERIC PROGRAM DATA> element.

Selects the service number 1 to 10.

Direction:

The program data syntax for the second parameter is defined as a <CHARACTER PROGRAM DATA> element.

Selects the Direction.

P1TOP2: P1 to P2

P2TOP1: P2 to P1

Response Syntax

<Average>

Response(s)

Average:

The response data syntax for the first parameter is defined as a <STRING RESPONSE DATA> element.

Returns the average value.

Example(s)

FETC:DATA:TEL:ETH:STR:DUAL:JITT:AVER? 1,P1TOP2

See Also

FETCh:DATA:TELecom:ETHernet:STReam:THRoughput:CURRent?

:FETCh:DATA:TELecom:ETHernet:STReam:DUALport:JITTer:CURRent?

Description	This query returns the Jitter current value per direction for dual port. At *RST condition, this value is device dependent. Navigation Path: Results > Service Performace > Jitter > Current
Syntax	:FETCh:DATA:TELecom:ETHernet:STReam:DUALport:JITTer:CURRent? <wsp><Service>, <Direction>
Parameter(s)	**Service**: The program data syntax for the first parameter is defined as a <DECIMAL NUMERIC PROGRAM DATA> element. Selects the service number 1 to 10. **Direction**: The program data syntax for the second parameter is defined as a <CHARACTER PROGRAM DATA> element. Selects the port direction: P1TOP2: P1 to P2 P2TOP1: P2 to P1
Response Syntax	<Current>
Response(s)	**Current**: The response data syntax for the first parameter is defined as a <STRING RESPONSE DATA> element. Returns the current value.
Example(s)	FETC:DATA:TEL:ETH:STR:DUAL:JITT:CURR? 1,P1TOP2
See Also	FETCh:DATA:TELecom:ETHernet:STReam:THRoughput:AVERage?

:FETCh:DATA:TELecom:ETHernet:STReam:DUALport:JITTer:ESTimate?

Description

This query returns the Jitter estimated value per direction for dual port.

At *RST condition, this value is device dependent.

Navigation Path: Results > Service Performace > Jitter > Estimate

Syntax

:FETCh:DATA:TELecom:ETHernet:STReam:DUALport:JITTer:ESTimate? <wsp><Service>, <Direction>

Parameter(s)

Service:

The program data syntax for the first parameter is defined as a <DECIMAL NUMERIC PROGRAM DATA> element.

Selects the service number 1 to 10.

Direction:

The program data syntax for the second parameter is defined as a <CHARACTER PROGRAM DATA> element.

Selects the Direction.

P1TOP2: P1 to P2

P2TOP1: P2 to P1

Response Syntax

<Estimate>

Response(s)

Estimate:

The response data syntax for the first parameter is defined as a <STRING RESPONSE DATA> element.

Returns the estimated value.

Example(s)

FETC:DATA:TEL:ETH:STR:DUAL:JITT:EST? 1, P1TOP2

See Also

FETCh:DATA:TELecom:ETHernet:STReam:THRoughput:MAXimum?

:FETCh:DATA:TELecom:ETHernet:STReam:DUALport:JITTer:MAXimum:VERDict?

Description

This query returns the Jitter verdict based on maximum value per direction for dual port.

At *RST condition, this value is device dependent.

Navigation Path: Results > Service Performace > Jitter > Maximum - Verdict

Syntax

:FETCh:DATA:TELecom:ETHernet:STReam:DUALport:JITTer:MAXimum:VERDict? <wsp><Service>, <Direction>

Parameter(s)

Service:

The program data syntax for the first parameter is defined as a <DECIMAL NUMERIC PROGRAM DATA> element.

Selects the service number 1 to 10.

Direction:

The program data syntax for the second parameter is defined as a <CHARACTER PROGRAM DATA> element.

Selects the Direction.

P1TOP2: P1 to P2

P2TOP1: P2 to P1

Response Syntax

<Verdict>

Response(s)

Verdict:

The response data syntax for the first parameter is defined as a <CHARACTER RESPONSE DATA> element.

Returns the verdict:

PASS

FAIL

Example(s)

FETC:DATA:TEL:ETH:STR:DUAL:JITT:MAX:VERD? 1,P1TOP2

See Also

FETCh:DATA:TELecom:ETHernet:STReam:THRoughput:CURRent:VERDict? 1

:FETCh:DATA:TELecom:ETHernet:STReam:DUALport:JITTer:MAXimum?

Description

This query returns the Jitter maximum value per direction for dual port.

At *RST condition, this value is device dependent.

Navigation Path: Results > Service Performace > Jitter > Maximum

Syntax

:FETCh:DATA:TELecom:ETHernet:STReam:DUALport:JITTer:MAXimum? <wsp><Service>, <Direction>

Parameter(s)

Service:

The program data syntax for the first parameter is defined as a <DECIMAL NUMERIC PROGRAM DATA> element.

Selects the service number 1 to 10.

Direction:

The program data syntax for the second parameter is defined as a <CHARACTER PROGRAM DATA> element.

Selects the port direction:

P1TOP2: P1 to P2

P2TOP1: P2 to P1

Response Syntax

<Maximum>

Response(s)

Maximum:

The response data syntax for the first parameter is defined as a <STRING RESPONSE DATA> element.

Returns the maximum value.

Example(s)

FETC:DATA:TEL:ETH:STR:DUAL:JITT:MAX? 1,P1TOP2

See Also

FETCh:DATA:TELecom:ETHernet:STReam:THRoughput:MINimum?

:FETCh:DATA:TELecom:ETHernet:STReam:DUALport:JITTer:MINimum?

Description

This query returns the Jitter minimum value per direction for dual port.

At *RST condition, this value is device dependent.

Navigation Path: Results > Service Performace > Jitter > Minimum

Syntax

:FETCh:DATA:TELecom:ETHernet:STReam:DUALport:JITTer:MINimum? <wsp><Service>, <Direction>

Parameter(s)

Service:

The program data syntax for the first parameter is defined as a <DECIMAL NUMERIC PROGRAM DATA> element.

Selects the service number 1 to 10.

Direction:

The program data syntax for the second parameter is defined as a <CHARACTER PROGRAM DATA> element.

Selects the port direction:

P1TOP2: P1 to P2

P2TOP1: P2 to P1

Response Syntax

<Minimum>

Response(s)

Minimum:

The response data syntax for the first parameter is defined as a <STRING RESPONSE DATA> element.

Returns the minimum value.

Example(s)

FETC:DATA:TEL:ETH:STR:DUAL:JITT:MIN? 1,P1TOP2

See Also

FETCh:DATA:TELecom:ETHernet:STReam:THRoughput:MAXimum?

:FETCh:DATA:TELecom:ETHernet:STReam:DUALport:LATency:AVERage?

Description

This query returns the Latency average value per direction for dual port.

At *RST condition, this value is device dependent.

Navigation Path: Results > Service Performace > Latency > Average

Syntax

:FETCh:DATA:TELecom:ETHernet:STReam:DUALport:LATency:AVERage? <wsp><Service>, <Direction>

Parameter(s)

Service:

The program data syntax for the first parameter is defined as a <DECIMAL NUMERIC PROGRAM DATA> element.

Selects the service number 1 to 10.

Direction:

The program data syntax for the second parameter is defined as a <CHARACTER PROGRAM DATA> element.

Selects the port direction:

P1TOP2: P1 to P2

P2TOP1: P2 to P1

Response Syntax

<Average>

Response(s)

Average:

The response data syntax for the first parameter is defined as a <STRING RESPONSE DATA> element.

Returns the average value.

Example(s)

FETC:DATA:TEL:ETH:STR:DUAL:LAT:AVER? 1,P1TOP2

See Also

FETCh:DATA:TELecom:ETHernet:ERRor:SANalyzer:SEConds?

:FETCh:DATA:TELecom:ETHernet:STReam:DUALport:LATency:CURRent?

Description

This query returns the Latency current value per direction for dual port.

At *RST condition, this value is device dependent.

Navigation Path: Results > Service Performace > Latency > Current

Syntax

:FETCh:DATA:TELecom:ETHernet:STReam:DUALport:LATency:CURRent? <wsp><Service>, <Direction>

Parameter(s)

Service:

The program data syntax for the first parameter is defined as a <DECIMAL NUMERIC PROGRAM DATA> element.

Selects the service number 1 to 10.

Direction:

The program data syntax for the second parameter is defined as a <CHARACTER PROGRAM DATA> element.

Selects the port direction:

P1TOP2: P1 to P2

P2TOP1: P2 to P1

Response Syntax

<Current>

Response(s)

Current:

The response data syntax for the first parameter is defined as a <STRING RESPONSE DATA> element.

Returns the current value.

Example(s)

FETC:DATA:TEL:ETH:STR:DUAL:LAT:CURR? 1,P1TOP2

See Also

FETCh:DATA:TELecom:ETHernet:ERRor:SANalyzer:COUNt?

:FETCh:DATA:TELecom:ETHernet:STReam:DUALport:LATency:MAXimum:VERDict?

Description

This query returns the Latency verdict based on mamimum value per direction for dual port.

At *RST condition, this value is device dependent.

Navigation Path: Results > Service Performace > Latency > Maximum - Verdict

Syntax

:FETCh:DATA:TELecom:ETHernet:STReam:DUALport:LATency:MAXimum:VERDict? <wsp><Service>, <Direction>

Parameter(s)

Service:

The program data syntax for the first parameter is defined as a <DECIMAL NUMERIC PROGRAM DATA> element.

Selects the service number 1 to 10.

Direction:

The program data syntax for the second parameter is defined as a <CHARACTER PROGRAM DATA> element.

Selects the port direction:

P1TOP2: P1 to P2

P2TOP1: P2 to P1

Response Syntax

<Verdict>

Response(s)

Verdict:

The response data syntax for the first parameter is defined as a <CHARACTER RESPONSE DATA> element.

Returns the verdict:

PASS

FAIL

Example(s)

FETC:DATA:TEL:ETH:STR:DUAL:LAT:MAX:VERD? 1,P1TOP2

See Also

FETCh:DATA:TELecom:ETHernet:STReam:FLOSs:VERDict? 1, RATE

:FETCh:DATA:TELecom:ETHernet:STReam:DUALport:LATency:MAXimum?

Description

This query returns Latency maximum value per direction for dual port.

At *RST condition, this value is device dependent.

Navigation Path: Results > Service Performace > Latency > Maximum

Syntax

:FETCh:DATA:TELecom:ETHernet:STReam:DUALport:LATency:MAXimum? <wsp><Service>, <Direction>

Parameter(s)

Service:

The program data syntax for the first parameter is defined as a <DECIMAL NUMERIC PROGRAM DATA> element.

Selects the service number 1 to 10.

Direction:

The program data syntax for the second parameter is defined as a <CHARACTER PROGRAM DATA> element.

Selects the port direction:

P1TOP2: P1 to P2

P2TOP1: P2 to P1

Response Syntax

<Maximum>

Response(s)

Maximum:

The response data syntax for the first parameter is defined as a <STRING RESPONSE DATA> element.

Returns the maximum value.

Example(s)

FETC:DATA:TEL:ETH:STR:DUAL:LAT:MAX? 1,P1TOP2

See Also

FETCh:DATA:TELecom:ETHernet:ERRor:SANalyzer:HISTory?

:FETCh:DATA:TELecom:ETHernet:STReam:DUALport:LATency:MINimum?

Description

This query returns the Latency minimum value per direction for dual port.

At *RST condition, this value is device dependent.

Navigation Path: Results > Service Performace > Latency > Minimum

Syntax

:FETCh:DATA:TELecom:ETHernet:STReam:DUALport:LATency:MINimum? <wsp><Service>, <Direction>

Parameter(s)

Service:

The program data syntax for the first parameter is defined as a <DECIMAL NUMERIC PROGRAM DATA> element.

Selects the service number 1 to 10.

Direction:

The program data syntax for the second parameter is defined as a <CHARACTER PROGRAM DATA> element.

Selects the port direction:

P1TOP2: P1 to P2

P2TOP1: P2 to P1

Response Syntax

<Minimum>

Response(s)

Minimum:

The response data syntax for the first parameter is defined as a <STRING RESPONSE DATA> element.

Returns the mimum value.

Example(s)

FETC:DATA:TEL:ETH:STR:DUAL:LAT:MIN? 1,P1TOP2

See Also

FETCh:DATA:TELecom:ETHernet:ERRor:SANalyzer:CURRent?

:FETCh:DATA:TELecom:ETHernet:STReam:DUALport:OOSequence:VERDict?

Description

This query returns the Out-of-Sequence Count/Rate verdict per direction for dual port.

At *RST condition, this value is device dependent.

Navigation Path: Results > Service Performace > Out-of-Seq - Count/Rate - Verdict

Syntax

:FETCh:DATA:TELecom:ETHernet:STReam:DUALport:OOSequence:VERDict? <wsp><Service>, <Type>, <Direction>

Parameter(s)

Service:

The program data syntax for the first parameter is defined as a <DECIMAL NUMERIC PROGRAM DATA> element.

Selects the service number 1 to 10.

Type:

The program data syntax for the second parameter is defined as a <CHARACTER PROGRAM DATA> element.

Selects the Count or Rate:

COUNt

RATE

Direction:

The program data syntax for the third parameter is defined as a <CHARACTER PROGRAM DATA> element.

Selects the port direction:

P1TOP2: P1 to P2

P2TOP1: P2 to P1

Response Syntax

<Verdict>

Response(s)

Verdict:

The response data syntax for the first parameter is defined as a <CHARACTER RESPONSE DATA> element.

Returns the verdict:

PASS

FAIL

Example(s)

FETC:DATA:TEL:ETH:STR:DUAL:OOS:VERD? 1, COUNt,P1TOP2

See Also

FETCh:DATA:TELecom:ETHernet:STReam:THRoughput:AVERage:VERDict? 1

:FETCh:DATA:TELecom:ETHernet:STReam:DUALport:THRoughput:AVERage:VERDict?

Description

This query returns RX Rate (%) verdict based on average value per direction for dualport.

At *RST condition, this value is device dependent.

Navigation Path: Results > Service Performace > RX Rate (%) > Average - Verdict

Syntax

:FETCh:DATA:TELecom:ETHernet:STReam:DUALport:THRoughput:AVERage:VERDict? <wsp><Service>, <Direction>

Parameter(s)

Service:

The program data syntax for the first parameter is defined as a <DECIMAL NUMERIC PROGRAM DATA> element.

Selects the service number 1 to 10.

Direction:

The program data syntax for the second parameter is defined as a <CHARACTER PROGRAM DATA> element.

Selects the port direction:

P1TOP2: P1 to P2

P2TOP1: P2 to P1

Response Syntax

<Verdict>

Response(s)

Verdict:

The response data syntax for the first parameter is defined as a <CHARACTER RESPONSE DATA> element.

Returns the verdict:

PASS

FAIL

Example(s)

FETC:DATA:TEL:ETH:STR:DUAL:THR:AVER:VERD? 1,P1TOP2

See Also

FETCh:DATA:TELecom:ETHernet:STReam:OOSequence:VERDict? 1, COUNt

:FETCh:DATA:TELecom:ETHernet:STReam:DUALport:THRoughput:AVERage?

Description

This query returns the RX RATE (%) average value per direction for dual port.

At *RST condition, this value is device dependent.

Navigation Path: Results > Service Performace > RX Rate (%) > Average

Syntax

:FETCh:DATA:TELecom:ETHernet:STReam:DUALport:THRoughput:AVERage? <wsp><Service>, <Direction>

Parameter(s)

Service:

The program data syntax for the first parameter is defined as a <DECIMAL NUMERIC PROGRAM DATA> element.

Selects the service number 1 to 10.

Direction:

The program data syntax for the second parameter is defined as a <CHARACTER PROGRAM DATA> element.

Selects the port direction.

P1TOP2: P1 to P2

P2TOP1: P2 to P1

Response Syntax

<Average>

Response(s)

Average:

The response data syntax for the first parameter is defined as a <NR2 NUMERIC RESPONSE DATA> element.

Returns the average value.

Example(s)

FETC:DATA:TEL:ETH:STR:DUAL:THR:AVER? 1,P1TOP2

See Also

FETCh:DATA:TELecom:ETHernet:STReam:JITTer:CURRent?

:FETCh:DATA:TELecom:ETHernet:STReam:DUALport:THRoughput:CURRent:VERDict?

Description

This query returns the RX Rate (%) verdict based on the current value per direction for dual port.

At *RST condition, this value is device dependent.

Navigation Path: Results > Service Performace > RX Rate (%) > Current - Verdict

Syntax

:FETCh:DATA:TELecom:ETHernet:STReam:DUALport:THRoughput:CURRent:VERDict? <wsp><Service>, <Direction>

Parameter(s)

Service:

The program data syntax for the first parameter is defined as a <DECIMAL NUMERIC PROGRAM DATA> element.

Selects the service number 1 to 10.

Direction:

The program data syntax for the second parameter is defined as a <CHARACTER PROGRAM DATA> element.

Selects the port direction:

P1TOP2: P1 to P2

P2TOP1: P2 to P1

Response Syntax

<Verdict>

Response(s)

Verdict:

The response data syntax for the first parameter is defined as a <CHARACTER RESPONSE DATA> element.

Returns the vedict:

PASS

FAIL

Example(s)

FETC:DATA:TEL:ETH:STR:DUAL:THR:CURR:VERD? 1,P1TOP2

See Also

FETCh:DATA:TELecom:ETHernet:STReam:JITTer:MAXimum:VERDict? 1

:FETCh:DATA:TELecom:ETHernet:STReam:DUALport:THRoughput:CURRent?

Description

This query returns the RX Rate (%) current value per direction for dual port.

At *RST condition, this value is device dependent.

Navigation Path: Results > Service Performace > RX Rate (%) > Current

Syntax

:FETCh:DATA:TELecom:ETHernet:STReam:DUALport:THRoughput:CURRent? <wsp><Service>, <Direction>

Parameter(s)

Service:

The program data syntax for the first parameter is defined as a <DECIMAL NUMERIC PROGRAM DATA> element.

Selects the service number 1 to 10.

Direction:

The program data syntax for the second parameter is defined as a <CHARACTER PROGRAM DATA> element.

Selects the port direction:

P1TOP2: P1 to P2

P2TOP1: P2 to P1

Response Syntax

<Current>

Response(s)

Current:

The response data syntax for the first parameter is defined as a <NR2 NUMERIC RESPONSE DATA> element.

Returns the current value.

Example(s)

FETC:DATA:TEL:ETH:STR:DUAL:THR:CURR? 1,P1TOP2

See Also

FETCh:DATA:TELecom:ETHernet:STReam:JITTer:AVERage?

:FETCh:DATA:TELecom:ETHernet:STReam:DUALport:THRoughput:MAXimum?

Description

This query returns the RX Rate (%) maximum value per direction for dual port.

At *RST condition, this value is device dependent.

Navigation Path: Results > Service Performace > RX Rate (%) > Maximum

Syntax

:FETCh:DATA:TELecom:ETHernet:STReam:DUALport:THRoughput:MAXimum? <wsp><Service>, <Direction>

Parameter(s)

Service:

The program data syntax for the first parameter is defined as a <DECIMAL NUMERIC PROGRAM DATA> element.

Selects the service number 1 to 10.

Direction:

The program data syntax for the second parameter is defined as a <CHARACTER PROGRAM DATA> element.

Selects the port direction:

P1TOP2: P1 to P2

P2TOP1: P2 to P1

Response Syntax

<Maximum>

Response(s)

Maximum:

The response data syntax for the first parameter is defined as a <NR2 NUMERIC RESPONSE DATA> element.

Returns the maximum value.

Example(s)

FETC:DATA:TEL:ETH:STR:DUAL:THR:MAX? 1,P1TOP2

See Also

FETCh:DATA:TELecom:ETHernet:STReam:JITTer:MINimum?

:FETCh:DATA:TELecom:ETHernet:STReam:DUALport:THRoughput:MINimum?

Description

This query returns the RX Rate (%) minimum value per direction for dual port.

At *RST condition, this value is device dependent.

Navigation Path: Results > Service Performace > RX Rate (%) > Minimum

Syntax

:FETCh:DATA:TELecom:ETHernet:STReam:DUALport:THRoughput:MINimum? <wsp><Service>, <Direction>

Parameter(s)

Service:

The program data syntax for the first parameter is defined as a <DECIMAL NUMERIC PROGRAM DATA> element.

Selects the service number 1 to 10.

Direction:

The program data syntax for the second parameter is defined as a <CHARACTER PROGRAM DATA> element.

Selects the port direction:

P1TOP2: P1 to P2

P2TOP1: P2 to P1

Response Syntax

<Minimum>

Response(s)

Minimum:

The response data syntax for the first parameter is defined as a <NR2 NUMERIC RESPONSE DATA> element.

Returns the minimum value.

Example(s)

FETC:DATA:TEL:ETH:STR:DUAL:THR:MIN? 1,P1TOP2

See Also

FETCh:DATA:TELecom:ETHernet:STReam:JITTer:MAXimum?

Summary (1588 PTP)

:FETCh:DATA:TELecom:PACKetsync:PTP:IPDV:VERDict?

Description

This query returns the Inter Packet Delay Variation (IPDV) measurement verdict.(Sync,Delay Request)

Navigation Path: Results > Summary > Delay Measurement > Sync IPDV

Navigation Path: Results > Summary > Delay Measurement > Delay Req IPDV

Syntax

:FETCh:DATA:TELecom:PACKetsync:PTP:IPDV:VERDict? <wsp><Set>

Parameter(s)

Set:

The program data syntax for the first parameter is defined as a <CHARACTER PROGRAM DATA> element.

Selects the Delay measurement parameter.

SYNCIPDV: Sync IPDV

DELAYREQIPDV: Delay Req IPDV

Response Syntax

<Verdict>

Response(s)

Verdict:

The response data syntax for the first parameter is defined as a <CHARACTER RESPONSE DATA> element.

This query returns Inter Packet Delay Variation (IPDV) verdict.

PASS, verdict is Pass.

FAIL, verdict is Fail.

Example(s)

FETC:DATA:TEL:PACK:PTP:IPDV:VERDict? SYNCIPDV

See Also

FETCh:DATA:TELecom:PACKetsync:PTPStat:IPDV:CURRent?

:FETCh:DATA:TELecom:PACKetsync:PTP:QL:LAST:CHANge?

Description	This query returns the Date and Time of the Last QL change. At *RST condition, this value is set to Never. Navigation Path: Results > Summary > Quality Level > Last Change
Syntax	:FETCh:DATA:TELecom:PACKetsync:PTP:QL:LAST:CHANge?
Response Syntax	<QLChange>
Response(s)	**QLChange**: The response data syntax for the first parameter is defined as a <STRING RESPONSE DATA> element. Returns the Last QL Changed
Example(s)	FETC:DATA:TEL:PACK:PTP:QL:LAST:CHAN?
See Also	FETCh:DATA:TELecom:PACKetsync:PTPStat:IPDV:MINimum?

:FETCh:DATA:TELecom:PACKetsync:PTP:QL:LAST:RECeived?

Description
This query returns the Last QL Received.

Navigation Path: Results > Summary > Quality Level > Last QL Received

Syntax
:FETCh:DATA:TELecom:PACKetsync:PTP:QL:LAST:RECeived?

Response Syntax
<QLReceived>

Response(s)
QLReceived:

The response data syntax for the first parameter is defined as a <CHARACTER RESPONSE DATA> element.

Returns the Last QL Received.

Example(s)
FETC:DATA:TEL:PACK:PTP:QL:LAST:REC?

See Also
FETCh:DATA:TELecom:PACKetsync:PTPStat:IPDV:AVERage?

Summary (Cable Test)

:FETCh:DATA:TELecom:CABLetest:DELayskew:PAIRresult?

Description	This query returns results of Distance to Fault value for Cable test according to pair No. At *RST condition, this value is set to device-dependent. Navigation Path: Results > Summary > Pairs
Syntax	:FETCh:DATA:TELecom:CABLetest:DELayskew:PAIRresult? <wsp><Pair no>
Parameter(s)	**Pair no**: The program data syntax for the first parameter is defined as a <DECIMAL NUMERIC PROGRAM DATA> element. Sets pair no. for Dist to Fault value in cable test
Response Syntax	<Result>
Response(s)	**Result**: The response data syntax for the first parameter is defined as a <NR2 NUMERIC RESPONSE DATA> element. Returns the Dist.to fault value for cable test for Specific Pair.
Example(s)	FETC:DATA:TEL:CABL:DEL:PAIR? 1
See Also	FETCh:DATA:TELecom:ALARm:HISTory? FETCh:DATA:TELecom:ALARm:SEConds?

:FETCh:DATA:TELecom:CABLetest:DELayskew:RESult?

Description	This query returns results of Scewdelay for Cable test. At *RST condition, this value is set to device-dependent. Navigation Path: Results > Summary > Cable > Delay Scew(ns)
Syntax	:FETCh:DATA:TELecom:CABLetest:DELayskew:RESult?
Response Syntax	<Set>
Response(s)	**Set**: The response data syntax for the first parameter is defined as a <NR1 NUMERIC RESPONSE DATA> element. Returns the Delay skew value for cable test.
Example(s)	FETC:DATA:TEL:CABL:DEL:RES?
See Also	FETCh:DATA:TEL:SDHS:HOP:PM:STAT?

:FETCh:DATA:TELecom:CABLetest:LENGth:PAIRresult?

Description

This query returns results of Length value for Cable test according to pair No.

At *RST condition, this value is set to device-dependent.

Navigation Path: Results > Summary > Pairs

Syntax

:FETCh:DATA:TELecom:CABLetest:LENGth:PAIRresult? <wsp><Pair no>

Parameter(s)

Pair no:

The program data syntax for the first parameter is defined as a <DECIMAL NUMERIC PROGRAM DATA> element.

Sets pair no. for length value in cable test

Response Syntax

<Result>

Response(s)

Result:

The response data syntax for the first parameter is defined as a <NR2 NUMERIC RESPONSE DATA> element.

Returns the Length value for cable test for Specific Pair.

Example(s)

FETC:DATA:TEL:CABL:LENG:PAIR? 1

See Also

FETCh:DATA:TELecom:ERRor:CURRent?

FETCh:DATA:TELecom:ERRor:SEConds?

FETCh:DATA:TELecom:ERRor:RATE?

FETCh:DATA:TELecom:ERRor:COUNT?

:FETCh:DATA:TELecom:CABLetest:LENGth:RESult?

Description	This query returns results of Length for Cable test. At *RST condition, this value is set to device-dependent. Navigation Path: Results > Summary > Cable > Length(m)
Syntax	:FETCh:DATA:TELecom:CABLetest:LENGth:RESult?
Response Syntax	<Set>
Response(s)	**Set**: The response data syntax for the first parameter is defined as a <NR2 NUMERIC RESPONSE DATA> element. Returns the Cable length value for cable test.
Example(s)	FETC:DATA:TEL:CABL:LENG:RES?
See Also	FETCh:DATA:TEL:PATT:PM:STAT?

:FETCh:DATA:TELecom:CABLetest:PAIR:THReshold?

Description

This query returns verdict results for Cable test depending upon values and Pair no.

At *RST condition, this value is set to device-dependent.

Navigation Path: Results > Summary > Pairs

Syntax

:FETCh:DATA:TELecom:CABLetest:PAIR:THReshold? <wsp><Value>, <Pair no>

Parameter(s)

Value:

The program data syntax for the first parameter is defined as a <CHARACTER PROGRAM DATA> element.

Sets values for threshold in cable test

PROPdelay is the maximum time for a pulse to reach the far end

LENGth is the maximum acceptable cable length

DISTTOFAULT is the distance to fault from the near end for each pair

Pair no:

The program data syntax for the second parameter is defined as a <DECIMAL NUMERIC PROGRAM DATA> element.

Sets pair no. for threshold in cable test.

Response Syntax

<Set>

Response(s)

Set:

The response data syntax for the first parameter is defined as a <CHARACTER RESPONSE DATA> element.

Returns the threshold verdict values of cable test according to pair no and values

Pass, Pass is return as threshold value.

Fail, Fail return as threshold value.

None,None return as threshold value.

Example(s)

FETC:DATA:TEL:CABL:PAIR:THR? PROPdelay,1

See Also

SOURce:DATA:TEL:SDHSonet:HOP:POINter:NEW

:FETCh:DATA:TELecom:CABLetest:PROPdelay:PAIRresult?

Description

This query returns results of Propagation Delay value for Cable test according to pair No.

At *RST condition, this value is set to device-dependent.

Navigation Path: Results > Summary > Pairs

Syntax

:FETCh:DATA:TELecom:CABLetest:PROPdelay:PAIRresult? <wsp><Pair no>

Parameter(s)

Pair no:

The program data syntax for the first parameter is defined as a <DECIMAL NUMERIC PROGRAM DATA> element.

Sets pair no. for Prop.delay value in cable test

Response Syntax

<Result>

Response(s)

Result:

The response data syntax for the first parameter is defined as a <NR1 NUMERIC RESPONSE DATA> element.

Returns the Prop.Delay value for cable test for Specific Pair.

Example(s)

FETC:DATA:TEL:CABL:PROP:PAIR? 1

See Also

FETCh:DATA:TELecom:ALARm:HISTory?

FETCh:DATA:TELecom:ALARm:CURRent?

:FETCh:DATA:TELecom:CABLetest:PROPdelay:RESult?

Description	This query returns results of Propagation delay for Cable test. At *RST condition, this value is set to device-dependent. Navigation Path: Results > Summary > Cable > Prop. Delay(ns)
Syntax	:FETCh:DATA:TELecom:CABLetest:PROPdelay:RESult?
Response Syntax	<Set>
Response(s)	**Set**: The response data syntax for the first parameter is defined as a <NR1 NUMERIC RESPONSE DATA> element. Returns the Propagation Delay value for cable test.
Example(s)	FETC:DATA:TEL:CABL:PROP:RES?
See Also	FETCh:DATA:TEL:SON:SECTion:PM:STAT?

:FETCh:DATA:TELecom:CABLetest:THReshold?

Description

This query returns verdict results for Cable test depending upon values.

At *RST condition, this value is set to device-dependent.

Navigation Path: Results > Summary > cable

Syntax

:FETCh:DATA:TELecom:CABLetest:THReshold? <wsp><Value>

Parameter(s)

Value:

The program data syntax for the first parameter is defined as a <CHARACTER PROGRAM DATA> element.

Sets values for threshold in cable test

WIRemap is the pair having the worst Wire Map

PROPdelay is the maximum time for a pulse to reach the far end

LENGth is the maximum acceptable cable length

DELAYSKEW is the delay skew value for the pair having the worst delay skew

Response Syntax

<Set>

Response(s)

Set:

The response data syntax for the first parameter is defined as a <CHARACTER RESPONSE DATA> element.

Returns the threshold Values of cable test according to values.

Pass, Pass is return as threshold value.

Fail, Fail return as threshold value.

None,None return as threshold value.

Example(s)

FETC:DATA:TEL:CABL:THR? PROPdelay

See Also

FETCh:DATA:TELecom:SDHS:ADV:APS:K[1..n]:DNODe?

:FETCh:DATA:TELecom:CABLetest:WIRemap:PAIRresult?

Description

This query returns results of wiremap value for Cable test according to pair No.

At *RST condition, this value is set to device-dependent.

Navigation Path: Results > Summary > Pairs

Syntax

:FETCh:DATA:TELecom:CABLetest:WIRemap:PAIRresult? <wsp><Pair no>

Parameter(s)

Pair no:

The program data syntax for the first parameter is defined as a <DECIMAL NUMERIC PROGRAM DATA> element.

Sets pair no. for Wire map value in cable test

Response Syntax

<Result>

Response(s)

Result:

The response data syntax for the first parameter is defined as a <STRING RESPONSE DATA> element.

Returns the Wire Map value for cable test for Specific Pair.

Example(s)

FETC:DATA:TEL:CABL:WIR:PAIR? 1

See Also

FETCh:DATA:TELecom:ALARm:CURRent?

FETCh:DATA:TELecom:ALARm:SEConds?

:FETCh:DATA:TELecom:CABLetest:WIRemap:RESult?

Description	This query returns results of wiremap for Cable test. At *RST condition, this value is set to device-dependent. Navigation Path: Results > Summary > Cable > Wire Map
Syntax	:FETCh:DATA:TELecom:CABLetest:WIRemap:RESult?
Response Syntax	<Set>
Response(s)	**Set**: The response data syntax for the first parameter is defined as a <STRING RESPONSE DATA> element. Returns the Wire Map value for cable test.
Example(s)	FETC:DATA:TEL:CABL:WIR:RES?
See Also	FETCh:DATA:TELecom:MDIO:BULK:READ:INFormation?

Summary (EtherSAM)

:FETCh:DATA:TELecom:ETHernet:ESAM:SCOTest:VERDict?

Description

This query returns Service CONFig test Verdict

Navigation Path: Setup > EtherSAM > Results > Service CONFig Test

Syntax

:FETCh:DATA:TELecom:ETHernet:ESAM:SCOTest:VERDict? <wsp><Service>, <Direction>

Parameter(s)

Service:

The program data syntax for the first parameter is defined as a <DECIMAL NUMERIC PROGRAM DATA> element.

Selects the Service number 1 or 10.

Direction:

The program data syntax for the second parameter is defined as a <CHARACTER PROGRAM DATA> element.

Selects the Direction.

(For DTS used both LTOR and RTOL as direction, For Non DTS use LTOR as direction and for Dual port topology use P1TOP2 and P2TOP1)

LTORemote: Local to Remote

RTOLocal: Remote to Local

P1TOP2: P1 -TO-P2

P2TOP1: P2 -TO-P1

Response Syntax

<Verdict>

Response(s)

Verdict:

The response data syntax for the first parameter is defined as a <CHARACTER RESPONSE DATA> element.

Returns the Verdict

PASS, verdict is Pass.

FAIL, verdict is Fail.

Example(s)

FETCh:DATA:TELecom:ETHernet:ESAM:SCOTest:VERDict? 1, LTOR

See Also

SOURce:DATA:TELecom:ETHernet:ESAM:RAMP:STEP:ADD

:FETCh:DATA:TELecom:ETHernet:ESAM:SPRTest:VERDict?

Description

This query returns Service performance test Verdict

Navigation Path: Navigation Path: Setup > EtherSAM > Results > Service Performance Test

Syntax

:FETCh:DATA:TELecom:ETHernet:ESAM:SPRTest:VERDict? <wsp><Service>, <Direction>

Parameter(s)

Service:

The program data syntax for the first parameter is defined as a <DECIMAL NUMERIC PROGRAM DATA> element.

Selects the Service number 1 or 10.

Direction:

The program data syntax for the second parameter is defined as a <CHARACTER PROGRAM DATA> element.

Selects the Direction.

(For DTS used both LTOR and RTOL as direction, For Non DTS use LTOR as direction and for Dual port topology use P1TOP2 and P2TOP1)

LTORemote: Local to Remote

RTOLocal: Remote to Local

P1TOP2: P1 -TO-P2

P2TOP1: P2 -TO-P1

Response Syntax

<Verdict>

Response(s)

Verdict:

The response data syntax for the first parameter is defined as a <CHARACTER RESPONSE DATA> element.

Returns the Verdict

PASS, verdict is Pass.

FAIL, verdict is Fail.

Example(s)

FETCh:DATA:TELecom:ETHernet:ESAM:SPRTest:VERDict? 1, LTOR

See Also

SOURce:DATA:TELecom:ETHernet:ESAM:RAMP:STEP:DELete

:FETCh:DATA:TELecom:ETHernet:ESAM:SUMMary:SCOTest:FLOSs:VERDict?

Description

This query returns the Frame Loss verdict status.

Navigation Path: Setup > EtherSAM > Results > Summary > Service Configuration Test > Service Configuration Test > Committed > Frame Loss(%)

Syntax

:FETCh:DATA:TELecom:ETHernet:ESAM:SUMMary:SCOTest:FLOSs:VERDict? <wsp><Service>, <Direction>

Parameter(s)

Service:

The program data syntax for the first parameter is defined as a <DECIMAL NUMERIC PROGRAM DATA> element.

Selects the Service number 1 or 10.

Direction:

The program data syntax for the second parameter is defined as a <CHARACTER PROGRAM DATA> element.

Selects the Direction.

(For DTS used both LTOR and RTOL as direction, For Non DTS use LTOR as direction and for Dual port topology use P1TOP2 and P2TOP1)

LTORemote: Local to Remote

RTOLocal: Remote to Local

P1TOP2: P1 -TO-P2

P2TOP1: P2 -TO-P1

Response Syntax

<Verdict>

Response(s)

Verdict:

The response data syntax for the first parameter is defined as a <CHARACTER RESPONSE DATA> element.

Returns the Frame Loss verdict status.

PASS, verdict is Pass.

FAIL, verdict is Fail.

Example(s)

FETCh:DATA:TELecom:ETHernet:ESAM:SUMMary:SCOTest:FLOSs:VERDict? 1, LTOR

See Also

FETCh:DATA:TELecom:ETHernet:ESAM:SUMMary:SPRT:FLOSs:VERDict?

:FETCh:DATA:TELecom:ETHernet:ESAM:SUMMary:SCOTest:FLOSs?

Description

This query returns the percentage of frames that are lost.

Navigation Path: Setup > EtherSAM > Results > Summary > Service Configuration Test > Service Configuration Test > Committed > Frame Loss(%)

Syntax

:FETCh:DATA:TELecom:ETHernet:ESAM:SUMMary:SCOTest:FLOSs? <wsp><Service>, <Direction>

Parameter(s)

Service:

The program data syntax for the first parameter is defined as a <DECIMAL NUMERIC PROGRAM DATA> element.

Selects the Service number 1 or 10.

Direction:

The program data syntax for the second parameter is defined as a <CHARACTER PROGRAM DATA> element.

Selects the Direction.

(For DTS used both LTOR and RTOL as direction, For Non DTS use LTOR as direction and for Dual port topology use P1TOP2 and P2TOP1)

LTORemote: Local to Remote

RTOLocal: Remote to Local

P1TOP2: P1 -TO-P2

P2TOP1: P2 -TO-P1

Response Syntax

<Frame Loss>

Response(s)

Frame Loss:

The response data syntax for the first parameter is defined as a <NR2 NUMERIC RESPONSE DATA> element.

Returns frame loss percentage

Example(s)

FETCh:DATA:TELecom:ETHernet:ESAM:SUMMary:SCOTest:FLOSs? 1, LTOR

See Also

FETCh:DATA:TELecom:ETHernet:ESAM:SUMMary:SPRT:FLOSs?

:FETCh:DATA:TELecom:ETHernet:ESAM:SUMMary:SCOTest:MAXJitter:VERDict?

Description

This query returns Max Jitter verdict status.

Navigation Path: Setup > EtherSAM > Results > Summary > Service Configuration Test > Service Configuration Test > Committed > Max Jitter(ms)

Syntax

:FETCh:DATA:TELecom:ETHernet:ESAM:SUMMary:SCOTest:MAXJitter:VERDict? <wsp><Service>, <Direction>

Parameter(s)

Service:

The program data syntax for the first parameter is defined as a <DECIMAL NUMERIC PROGRAM DATA> element.

Selects the Service number 1 or 10.

Direction:

The program data syntax for the second parameter is defined as a <CHARACTER PROGRAM DATA> element.

Selects the Direction.

(For DTS used both LTOR and RTOL as direction, For Non DTS use LTOR as direction and for Dual port topology use P1TOP2 and P2TOP1)

LTORemote: Local to Remote

RTOLocal: Remote to Local

P1TOP2: P1 -TO-P2

P2TOP1: P2 -TO-P1

Response Syntax

<Verdict>

Response(s)

Verdict:

The response data syntax for the first parameter is defined as a <CHARACTER RESPONSE DATA> element.

Returns the Max Jitter verdict status.

PASS, verdict is Pass.

FAIL, verdict is Fail.

Example(s)

FETCh:DATA:TELecom:ETHernet:ESAM:SUMMary:SCOTest:MAXJitter:VERDict? 1, LTOR

See Also

FETCh:DATA:TELecom:ETHernet:ESAM:SUMMary:SPRT:MAXJitter:VERDict?

:FETCh:DATA:TELecom:ETHernet:ESAM:SUMMary:SCOTest:MAXJitter?

Description

This query returns maximum measured delay variation.

Navigation Path: Setup > EtherSAM > Results > Summary > Service Configuration Test > Service Configuration Test > Committed > Max Jitter(ms)

Syntax

:FETCh:DATA:TELecom:ETHernet:ESAM:SUMMary:SCOTest:MAXJitter? <wsp><Service>, <Direction>

Parameter(s)

Service:

The program data syntax for the first parameter is defined as a <DECIMAL NUMERIC PROGRAM DATA> element.

Selects the Service number 1 or 10.

Direction:

The program data syntax for the second parameter is defined as a <CHARACTER PROGRAM DATA> element.

Selects the Direction.

(For DTS used both LTOR and RTOL as direction, For Non DTS use LTOR as direction and for Dual port topology use P1TOP2 and P2TOP1)

LTORemote: Local to Remote

RTOLocal: Remote to Local

P1TOP2: P1 -TO-P2

P2TOP1: P2 -TO-P1

Response Syntax

<Max Jitter>

Response(s)

Max Jitter:

The response data syntax for the first parameter is defined as a <STRING RESPONSE DATA> element.

Returns Max Jitter

Example(s)

FETCh:DATA:TELecom:ETHernet:ESAM:SUMMary:SCOTest:MAXJitter? 1, LTOR

See Also

FETCh:DATA:TELecom:ETHernet:ESAM:SUMMary:SPRT:MAXJitter?

:FETCh:DATA:TELecom:ETHernet:ESAM:SUMMary:SCOTest:MLATency:VERDict?

Description

This query returns Max Latency verdict status.

Navigation Path: Setup > EtherSAM > Results > Summary > Service Configuration Test > Service Configuration Test > Committed > Max Latency(ms)

Syntax

:FETCh:DATA:TELecom:ETHernet:ESAM:SUMMary:SCOTest:MLATency:VERDict? <wsp><Service>, <Direction>

Parameter(s)

Service:

The program data syntax for the first parameter is defined as a <DECIMAL NUMERIC PROGRAM DATA> element.

Selects the Service number 1 or 10.

Direction:

The program data syntax for the second parameter is defined as a <CHARACTER PROGRAM DATA> element.

Selects the Direction.

(For DTS used both LTOR and RTOL as direction, For Non DTS use LTOR as direction and for Dual port topology use P1TOP2 and P2TOP1)

LTORemote: Local to Remote

RTOLocal: Remote to Local

P1TOP2: P1 -TO-P2

P2TOP1: P2 -TO-P1

Response Syntax

<Verdict>

Response(s)

Verdict:

The response data syntax for the first parameter is defined as a <CHARACTER RESPONSE DATA> element.

Returns the Max Latency verdict status.

PASS, verdict is Pass.

FAIL, verdict is Fail.

Example(s)

FETCh:DATA:TELecom:ETHernet:ESAM:SUMMary:SCOTest:MLATency:VERDict? 1, LTOR

See Also

FETCh:DATA:TELecom:ETHernet:ESAM:SUMMary:SPRT:MLATency:VERDict?

:FETCh:DATA:TELecom:ETHernet:ESAM:SUMMary:SCOTest:MLATency?

Description

This query returns maximum measured round trip latency (delay).

Navigation Path: Setup > EtherSAM > Results > Summary > Service Configuration Test > Service Configuration Test > Committed > Max Latency(ms)

Syntax

:FETCh:DATA:TELecom:ETHernet:ESAM:SUMMary:SCOTest:MLATency? <wsp><Service>, <Direction>

Parameter(s)

Service:

The program data syntax for the first parameter is defined as a <DECIMAL NUMERIC PROGRAM DATA> element.

Selects the Service number 1 or 10.

Direction:

The program data syntax for the second parameter is defined as a <CHARACTER PROGRAM DATA> element.

Selects the Direction.

(For DTS used both LTOR and RTOL as direction, For Non DTS use LTOR as direction and for Dual port topology use P1TOP2 and P2TOP1)

LTORemote: Local to Remote

RTOLocal: Remote to Local

P1TOP2: P1 -TO-P2

P2TOP1: P2 -TO-P1

Response Syntax

<Max Latency>

Response(s)

Max Latency:

The response data syntax for the first parameter is defined as a <STRING RESPONSE DATA> element.

Returns Max Latency

Example(s)

FETCh:DATA:TELecom:ETHernet:ESAM:SUMMary:SCOTest:MLATency? 1, LTOR

See Also

FETCh:DATA:TELecom:ETHernet:ESAM:SUMMary:SPRT:MLATency?

:FETCh:DATA:TELecom:ETHernet:ESAM:SUMMary:SCOTest:MRXRate:VERDict?

Description

This query returns Max Rx Rate verdict.

Navigation Path: Setup > EtherSAM > Results > Summary > Service Configuration Test > Service Configuration Test > Committed > Max RX Rate(%)

Syntax

:FETCh:DATA:TELecom:ETHernet:ESAM:SUMMary:SCOTest:MRXRate:VERDict? <wsp><Service>, <Direction>

Parameter(s)

Service:

The program data syntax for the first parameter is defined as a <DECIMAL NUMERIC PROGRAM DATA> element.

Selects the Service number 1 or 10.

Direction:

The program data syntax for the second parameter is defined as a <CHARACTER PROGRAM DATA> element.

Selects the Direction.

(For DTS used both LTOR and RTOL as direction, For Non DTS use LTOR as direction and for Dual port topology use P1TOP2 and P2TOP1)

LTORemote: Local to Remote

RTOLocal: Remote to Local

P1TOP2: P1 -TO-P2

P2TOP1: P2 -TO-P1

Response Syntax

<Verdict>

Response(s)

Verdict:

The response data syntax for the first parameter is defined as a <CHARACTER RESPONSE DATA> element.

Returns the Max Rx Rate verdict status.

PASS, verdict is Pass.

FAIL, verdict is Fail.

Example(s)

FETCh:DATA:TELecom:ETHernet:ESAM:SUMMary:SCOTest:MRXR:VERDict? 1, LTOR

See Also

FETCh:DATA:TELecom:ETHernet:ESAM:SUMMary:SPRT:ARXRate:VERDict?

:FETCh:DATA:TELecom:ETHernet:ESAM:SUMMary:SCOTest:MRXRate?

Description

This query returns measured maximum utilization throughput.

Navigation Path: Setup > EtherSAM > Results > Summary > Service Configuration Test > Service Configuration Test > Excess > Max RX Rate(%)

Syntax

:FETCh:DATA:TELecom:ETHernet:ESAM:SUMMary:SCOTest:MRXRate? <wsp><Service>, <Direction>

Parameter(s)

Service:

The program data syntax for the first parameter is defined as a <DECIMAL NUMERIC PROGRAM DATA> element.

Selects the Service number 1 or 10.

Direction:

The program data syntax for the second parameter is defined as a <CHARACTER PROGRAM DATA> element.

Selects the Direction.

(For DTS used both LTOR and RTOL as direction, For Non DTS use LTOR as direction and for Dual port topology use P1TOP2 and P2TOP1)

LTORemote: Local to Remote

RTOLocal: Remote to Local

P1TOP2: P1 -TO-P2

P2TOP1: P2 -TO-P1

Response Syntax

<Max Rx Rate>

Response(s)

Max Rx Rate:

The response data syntax for the first parameter is defined as a <NR2 NUMERIC RESPONSE DATA> element.

Returns Max Rx Rate

Example(s)

FETCh:DATA:TELecom:ETHernet:ESAM:SUMMary:SCOTest:MRXR? 1, LTOR

See Also

FETCh:DATA:TELecom:ETHernet:ESAM:SUMMary:SPRT:ARXRate?

:FETCh:DATA:TELecom:ETHernet:ESAM:SUMMary:SERVices:VLAN:PREServ?

Description

This query returns the Virtual Local Area Network (VLAN) preservation status for service.

At *RST condition, this value is set to UNDEFINED.

Navigation Path: Setup > EtherSAM > Results > Summary > Service Performance Test > Service

Syntax

:FETCh:DATA:TELecom:ETHernet:ESAM:SUMMary:SERVices:VLAN:PREServ? <wsp><Service>, <Direction>

Parameter(s)

Service:

The program data syntax for the first parameter is defined as a <DECIMAL NUMERIC PROGRAM DATA> element.

Selects the Service number 1 or 10.

Direction:

The program data syntax for the second parameter is defined as a <CHARACTER PROGRAM DATA> element.

Selects the direction.

- For DTS use both LTOR and RTOL as direction and for non-DTS use LTOR as direction:

LTORemote: Local to Remote

RTOLocal: Remote to Local

- For Dual Port use P1TOP2 and P2TOP1:

P1TOP2: P1-to-P2 for dual port topology

P2TOP1: P2-to-P1 for dual port topology.

Response Syntax

<Status>

Response(s)

Status:

The response data syntax for the first parameter is defined as a <CHARACTER RESPONSE DATA> element.

Returns VLAN preservation status.

Example(s)

FETC:DATA:TEL:ETH:ESAM:SUMM:SERV:VLAN:PRES? 1, LTOR

See Also

SOURce:DATA:TELecom:ETHernet:ESAM: CONFig:BURSt:PARameters:BIRFrame?

:FETCh:DATA:TELecom:ETHernet:ESAM:SUMMary:SPRTest:ARXRate:VERDict?

Description

This query returns Avg. Rx Verdict.

Navigation Path: Setup > EtherSAM > Results > Summary > Service Performance Test > Service Performance Test > Committed > Avg RX Rate(%)

Syntax

:FETCh:DATA:TELecom:ETHernet:ESAM:SUMMary:SPRTest:ARXRate:VERDict? <wsp><Service>, <Direction>

Parameter(s)

Service:

The program data syntax for the first parameter is defined as a <DECIMAL NUMERIC PROGRAM DATA> element.

Selects the Service number 1 or 10.

Direction:

The program data syntax for the second parameter is defined as a <CHARACTER PROGRAM DATA> element.

Selects the Direction.

(For DTS used both LTOR and RTOL as direction and For Non DTS use LTOR as direction.In case of Dual Port Use P1TOP2 and P2TOP1)

LTORemote: Local to Remote

RTOLocal: Remote to Local

P1TOP2: P1 -TO-P2 for dual port topology

P2TOP1: P2 -TO-P1 for dual port topology.

Response Syntax

<Verdict>

Response(s)

Verdict:

The response data syntax for the first parameter is defined as a <CHARACTER RESPONSE DATA> element.

Returns the Avg Rx Rate verdict status.

PASS, verdict is Pass.

FAIL, verdict is Fail.

Example(s)

FETCh:DATA:TELecom:ETHernet:ESAM:SUMMary:SPRT:ARXRate:VERDict? 1, LTOR

See Also

FETCh:DATA:TELecom:ETHernet:ESAM:SUMMary:SCOTest:MRXR:VERDict?

:FETCh:DATA:TELecom:ETHernet:ESAM:SUMMary:SPRTest:ARXRate?

Description

This query returns the average utilization throughput.

Navigation Path: Setup > EtherSAM > Results > Summary > Service Performance Test > Service Performance Test > Committed > Avg RX Rate(%)

Syntax

:FETCh:DATA:TELecom:ETHernet:ESAM:SUMMary:SPRTest:ARXRate? <wsp><Service>, <Direction>

Parameter(s)

Service:

The program data syntax for the first parameter is defined as a <DECIMAL NUMERIC PROGRAM DATA> element.

Selects the Service number 1 or 10.

Direction:

The program data syntax for the second parameter is defined as a <CHARACTER PROGRAM DATA> element.

Selects the Direction.

(For DTS used both LTOR and RTOL as direction and For Non DTS use LTOR as direction.In case of Dual Port Use P1TOP2 and P2TOP1)

LTORemote: Local to Remote

RTOLocal: Remote to Local

P1TOP2: P1 -TO-P2 for dual port topology

P2TOP1: P2 -TO-P1 for dual port topology.

Response Syntax

<Avg Rx Rate>

Response(s)

Avg Rx Rate:

The response data syntax for the first parameter is defined as a <NR2 NUMERIC RESPONSE DATA> element.

Returns Average Rx Rate

Example(s)

FETCh:DATA:TELecom:ETHernet:ESAM:SUMMary:SPRT:ARXRate? 1, LTOR

See Also

FETCh:DATA:TELecom:ETHernet:ESAM:SUMMary:SCOTest:MRXR?

:FETCh:DATA:TELecom:ETHernet:ESAM:SUMMary:SPRTest:FLOSs:VERDict?

Description

This query returns the percentage of Frame Loss verdict.

Navigation Path: Setup > EtherSAM > Results > Summary > Service Performance Test > Service Performance Test > Committed > Frame Loss(%)

Syntax

:FETCh:DATA:TELecom:ETHernet:ESAM:SUMMary:SPRTest:FLOSs:VERDict? <wsp><Service>, <Direction>

Parameter(s)

Service:

The program data syntax for the first parameter is defined as a <DECIMAL NUMERIC PROGRAM DATA> element.

Selects the Service number 1 or 10.

Direction:

The program data syntax for the second parameter is defined as a <CHARACTER PROGRAM DATA> element.

Selects the Direction.

(For DTS used both LTOR and RTOL as direction and For Non DTS use LTOR as direction.In case of Dual Port Use P1TOP2 and P2TOP1)

LTORemote: Local to Remote

RTOLocal: Remote to Local

P1TOP2: P1 -TO-P2 for dual port topology

P2TOP1: P2 -TO-P1 for dual port topology.

Response Syntax

<Verdict>

Response(s)

Verdict:

The response data syntax for the first parameter is defined as a <CHARACTER RESPONSE DATA> element.

Returns the Frame Loss verdict status.

PASS, verdict is Pass.

FAIL, verdict is Fail.

Example(s)

FETCh:DATA:TELecom:ETHernet:ESAM:SUMMary:SPRT:FLOSs:VERDict? 1, LTOR

See Also

FETCh:DATA:TELecom:ETHernet:ESAM:SUMMary:SCOTest:FLOSs:VERDict?

:FETCh:DATA:TELecom:ETHernet:ESAM:SUMMary:SPRTest:FLOSs?

Description

This query returns the percentage of frames that are lost.

Navigation Path: Setup > EtherSAM > Results > Summary > Service Performance Test > Service Performance Test > Excess > Frame Loss(%)

Syntax

:FETCh:DATA:TELecom:ETHernet:ESAM:SUMMary:SPRTest:FLOSs? <wsp><Service>, <Direction>

Parameter(s)

Service:

The program data syntax for the first parameter is defined as a <DECIMAL NUMERIC PROGRAM DATA> element.

Selects the Service number 1 or 10.

Direction:

The program data syntax for the second parameter is defined as a <CHARACTER PROGRAM DATA> element.

Selects the Direction.

(For DTS used both LTOR and RTOL as direction and For Non DTS use LTOR as direction.In case of Dual Port Use P1TOP2 and P2TOP1)

LTORemote: Local to Remote

RTOLocal: Remote to Local

P1TOP2: P1 -TO-P2 for dual port topology

P2TOP1: P2 -TO-P1 for dual port topology.

Response Syntax

<Frame Loss>

Response(s)

Frame Loss:

The response data syntax for the first parameter is defined as a <NR2 NUMERIC RESPONSE DATA> element.

Returns frame loss percentage

Example(s)

FETCh:DATA:TELecom:ETHernet:ESAM:SUMMary:SPRT:FLOSs? 1, LTOR

See Also

FETCh:DATA:TELecom:ETHernet:ESAM:SUMMary:SCOTest:FLOSs?

:FETCh:DATA:TELecom:ETHernet:ESAM:SUMMary:SPRTest:MAXJitter:VERDict?

Description

This query returns the Max Jitter verdict.

Navigation Path: Setup > EtherSAM > Results > Summary > Service Performance Test > Service Performance Test > Committed > Max Jitter(ms)

Syntax

:FETCh:DATA:TELecom:ETHernet:ESAM:SUMMary:SPRTest:MAXJitter:VERDict? <wsp><Service>, <Direction>

Parameter(s)

Service:

The program data syntax for the first parameter is defined as a <DECIMAL NUMERIC PROGRAM DATA> element.

Selects the Service number 1 or 10.

Direction:

The program data syntax for the second parameter is defined as a <CHARACTER PROGRAM DATA> element.

Selects the Direction.

(For DTS used both LTOR and RTOL as direction and For Non DTS use LTOR as direction.In case of Dual Port Use P1TOP2 and P2TOP1)

LTORemote: Local to Remote

RTOLocal: Remote to Local

P1TOP2: P1 -TO-P2 for dual port topology

P2TOP1: P2 -TO-P1 for dual port topology.

Response Syntax

<Verdict>

Response(s)

Verdict:

The response data syntax for the first parameter is defined as a <CHARACTER RESPONSE DATA> element.

Returns the Max Jitter verdict status.

PASS, verdict is Pass.

FAIL, verdict is Fail.

Example(s)

FETCh:DATA:TELecom:ETHernet:ESAM:SUMMary:SPRT:MAXJitter:VERDict? 1, LTOR

See Also

FETCh:DATA:TELecom:ETHernet:ESAM:SUMMary:SCOTest:MAXJitter:VERDict?

:FETCh:DATA:TELecom:ETHernet:ESAM:SUMMary:SPRTest:MAXJitter?

Description

This query returns the maximum measured delay variation.

Navigation Path: Setup > EtherSAM > Results > Summary > Service Performance Test > Service Performance Test > Committed > Max Jitter(ms)

Syntax

:FETCh:DATA:TELecom:ETHernet:ESAM:SUMMary:SPRTest:MAXJitter? <wsp><Service>, <Direction>

Parameter(s)

Service:

The program data syntax for the first parameter is defined as a <DECIMAL NUMERIC PROGRAM DATA> element.

Selects the Service number 1 or 10.

Direction:

The program data syntax for the second parameter is defined as a <CHARACTER PROGRAM DATA> element.

Selects the Direction.

(For DTS used both LTOR and RTOL as direction and For Non DTS use LTOR as direction.In case of Dual Port Use P1TOP2 and P2TOP1)

LTORemote: Local to Remote

RTOLocal: Remote to Local

P1TOP2: P1 -TO-P2 for dual port topology

P2TOP1: P2 -TO-P1 for dual port topology.

Response Syntax

<Max Jitter>

Response(s)

Max Jitter:

The response data syntax for the first parameter is defined as a <STRING RESPONSE DATA> element.

Returns Max Jitter

Example(s)

FETCh:DATA:TELecom:ETHernet:ESAM:SUMMary:SPRT:MAXJitter? 1, LTOR

See Also

FETCh:DATA:TELecom:ETHernet:ESAM:SUMMary:SCOTest:MAXJitter?

:FETCh:DATA:TELecom:ETHernet:ESAM:SUMMary:SPRTest:MLATency:VERDict?

Description

This query returns the Max Latency verdict.

Navigation Path: Setup > EtherSAM > Results > Summary > Service Performance Test > Service Performance Test > Committed > Max Latency(ms)

Syntax

:FETCh:DATA:TELecom:ETHernet:ESAM:SUMMary:SPRTest:MLATency:VERDict? <wsp><Service>, <Direction>

Parameter(s)

Service:

The program data syntax for the first parameter is defined as a <DECIMAL NUMERIC PROGRAM DATA> element.

Selects the Service number 1 or 10.

Direction:

The program data syntax for the second parameter is defined as a <CHARACTER PROGRAM DATA> element.

Selects the Direction.

(For DTS used both LTOR and RTOL as direction and For Non DTS use LTOR as direction.In case of Dual Port Use P1TOP2 and P2TOP1)

LTORemote: Local to Remote

RTOLocal: Remote to Local

P1TOP2: P1 -TO-P2 for dual port topology

P2TOP1: P2 -TO-P1 for dual port topology.

Response Syntax

<Verdict>

Response(s)

Verdict:

The response data syntax for the first parameter is defined as a <CHARACTER RESPONSE DATA> element.

Returns the Max Latency verdict status.

PASS, verdict is Pass.

FAIL, verdict is Fail.

Example(s)

FETCh:DATA:TELecom:ETHernet:ESAM:SUMMary:SPRT:MLATency:VERDict? 1, LTOR

See Also

FETCh:DATA:TELecom:ETHernet:ESAM:SUMMary:SCOTest:MLATency:VERDict?

:FETCh:DATA:TELecom:ETHernet:ESAM:SUMMary:SPRTest:MLATency?

Description

This query returns the maximum measured round trip latency (delay).

Navigation Path: Setup > EtherSAM > Results > Summary > Service Performance Test > Service Performance Test > Committed > Max Latency(ms)

Syntax

:FETCh:DATA:TELecom:ETHernet:ESAM:SUMMary:SPRTest:MLATency? <wsp><Service>, <Direction>

Parameter(s)

Service:

The program data syntax for the first parameter is defined as a <DECIMAL NUMERIC PROGRAM DATA> element.

Selects the Service number 1 or 10.

Direction:

The program data syntax for the second parameter is defined as a <CHARACTER PROGRAM DATA> element.

Selects the Direction.

(For DTS used both LTOR and RTOL as direction and For Non DTS use LTOR as direction.In case of Dual Port Use P1TOP2 and P2TOP1)

LTORemote: Local to Remote

RTOLocal: Remote to Local

P1TOP2: P1 -TO-P2 for dual port topology

P2TOP1: P2 -TO-P1 for dual port topology.

Response Syntax

<Max Latency>

Response(s)

Max Latency:

The response data syntax for the first parameter is defined as a <STRING RESPONSE DATA> element.

Returns Max Latency

Example(s)

FETCh:DATA:TELecom:ETHernet:ESAM:SUMMary:SPRT:MLATency? 1, LTOR

See Also

FETCh:DATA:TELecom:ETHernet:ESAM:SUMMary:SCOTest:MLATency?

:FETCh:DATA:TELecom:ETHernet:ESAM:SUMMary:VLAN:PREServ?

Description	This query returns the Virtual Local Area Network (VLAN) preservation status. At *RST condition, this value is set to UNDEFINED. Navigation Path: Setup > EtherSAM > Results > Summary > Service Performance Test > Vlan Preservation
Syntax	:FETCh:DATA:TELecom:ETHernet:ESAM:SUMMary:VLAN:PREServ?
Response Syntax	<Status>
Response(s)	**Status**: The response data syntax for the first parameter is defined as a <CHARACTER RESPONSE DATA> element. Returns VLAN preservation status.
Example(s)	FETCh:DATA:TELecom:ETHernet:ESAM:SUMMary:VLAN:PREServ?
See Also	SOURce:DATA:TELecom:ETHernet:ESAM: CONFig:BURSt:PARameters:BIRFrame?

:FETCh:DATA:TELecom:ETHernet:ESAM:TESTs:STATus?

Description

This query returns Service CONFig and Service performance test status

Navigation Path: Setup > EtherSAM > Results > Summary

Syntax

:FETCh:DATA:TELecom:ETHernet:ESAM:TESTs:STATus? <wsp><Direction>, <Test>

Parameter(s)

Direction:

The program data syntax for the first parameter is defined as a <CHARACTER PROGRAM DATA> element.

Selects the Direction.

(For DTS used both LTOR and RTOL as direction, For Non DTS use LTOR as direction and for Dual port topology use P1TOP2 and P2TOP1)

LTORemote: Local to Remote

RTOLocal: Remote to Local

P1TOP2: P1 -TO-P2

P2TOP1: P2 -TO-P1

Test:

The program data syntax for the second parameter is defined as a <CHARACTER PROGRAM DATA> element.

Selects the type of EtherSAM sub-tests.

SCONTest: the Service CONFig Test

SPERTest: the Service performance Test

Response Syntax

<Status>

Response(s)

Status:

The response data syntax for the first parameter is defined as a <STRING RESPONSE DATA> element.

Returns the Status.

Example(s)

FETC:DATA:TELecom:ETHernet:ESAM:TESTs:STATus? LTOR,SCONTest

See Also

FETCh:DATA:TELecom:ETHernet:ESAM:SCOTest:BURSt:FLOSs:VERDict?

:FETCh:DATA:TELecom:ETHernet:ESAM:TESTs:VERDict?

Description

This query returns Service CONFig and Service performance test Verdict

Navigation Path: Setup > EtherSAM > Results > Summary

Syntax

:FETCh:DATA:TELecom:ETHernet:ESAM:TESTs:VERDict? <wsp><Direction>, <Test>

Parameter(s)

Direction:

The program data syntax for the first parameter is defined as a <CHARACTER PROGRAM DATA> element.

Selects the Direction.

(For DTS used both LTOR and RTOL as direction, For Non DTS use LTOR as direction and for Dual port topology use P1TOP2 and P2TOP1)

LTORemote: Local to Remote

RTOLocal: Remote to Local

P1TOP2: P1 -TO-P2

P2TOP1: P2 -TO-P1

Test:

The program data syntax for the second parameter is defined as a <CHARACTER PROGRAM DATA> element.

Selects the type of EtherSAM sub-tests.

SCONTest: the Service CONFig Test

SPERTest: the Service performance Test

Response Syntax

<Verdict>

Response(s)

Verdict:

The response data syntax for the first parameter is defined as a <CHARACTER RESPONSE DATA> element.

Returns the Verdict

PASS, verdict is Pass.

FAIL, verdict is Fail.

Example(s)

FETC:DATA:TELecom:ETHernet:ESAM:TESTs:VERDict? LTOR,SCONTest

See Also

SOURce:DATA:TELecom:ETHernet:ESAM: CONFig:SERVices:FRASize:QUANtity

SOURce:DATA:TELecom:ETHernet:ESAM: CONFig:SERVices:FRASize:QUANtity?

Summary (RFC 2544)

:FETCh:DATA:TELecom:ETHernet:RFC:BCKTobck:BBResults[1..n]?

Description	This query returns the number of frames for the corresponding direction depending on the selected Layer and Displayed Results. At *RST condition, this value is set to device-dependent. Navigation Path: Results > Summary > table - Back-to-Back NOTE: For BBResults[1..n], use BBR1 to BBR10 corresponding to the frame number.
Syntax	:FETCh:DATA:TELecom:ETHernet:RFC:BCKTobck:BBResults[1..n]? <wsp><Direction>, <Results>, <Layers>

:FETCh:DATA:TELecom:ETHernet:RFC:BCKTobck:BBResults[1..n]?

Parameter(s)

Direction:

The program data syntax for the first parameter is defined as a <CHARACTER PROGRAM DATA> element.

Selects the direction.

(For DTS used LTOR and RTOL as direction, for single port use TX2RX as direction and for Dual port topology use P1TOP2 and P2TOP1)

TX2RX: TX-to-RX (TX2RX) for single port topology.

LTORemote: Local-to-Remote direction.

RTOLocal: Remote-to-Local direction.

P1TOP2: P1 -TO-P2.

P2TOP1: P2 -TO-P1.

Results:

The program data syntax for the second parameter is defined as a <CHARACTER PROGRAM DATA> element.

Selects the result mode.

CURRent

RMINimum

RMAXimum

AVERage

Layers:

The program data syntax for the third parameter is defined as a <CHARACTER PROGRAM DATA> element.

Selects the layers used to calculate the back-to-back test.

ETHernet: ETHERNET as layer used to calculate the back-to-back test.

IP: IP

ALL, All layer

Response Syntax

<Results>

:FETCh:DATA:TELecom:ETHernet:RFC:BCKTobck:BBResults[1..n]?

Response(s)	**Results**: The response data syntax for the first parameter is defined as a <NR2 NUMERIC RESPONSE DATA> element. Returns the back-to-back results. TX2RX, returns TX-to-RX (TX2RX) for single port topology.
Example(s)	FETC:DATA:TEL:ETH:RFC:BCKT:BBR1? TX2RX,CURR,ALL
See Also	FETCh:DATA:TELecom:ETHernet:RFC:BCKTobck:CTRial?

:FETCh:DATA:TELecom:ETHernet:RFC:BCKTobck:CTRial?

Description

This query returns the current trial number for the test.

At *RST condition, this value is set to device-dependent.

Navigation Path: Results > Summary

Syntax

:FETCh:DATA:TELecom:ETHernet:RFC:BCKTobck:CTRial?

Response Syntax

<Number>

Response(s)

Number:

The response data syntax for the first parameter is defined as a <NR1 NUMERIC RESPONSE DATA> element.

Returns the current trial number for the test.

Example(s)

FETC:DATA:TEL:ETH:RFC:BCKT:CTR?

See Also

FETCh:DATA:TELecom:ETHernet:RFC:THRoughput:CTRial?

:FETCh:DATA:TELecom:ETHernet:RFC:BCKTobck:FCOunt:RX?

Description

This query returns the number of received frames for the indicated direction.

At *RST condition, this value is set to device-dependent.

Navigation Path: Results > Summary

Syntax

:FETCh:DATA:TELecom:ETHernet:RFC:BCKTobck:FCOunt:RX? <wsp><Direction>

Parameter(s)

Direction:

The program data syntax for the first parameter is defined as a <CHARACTER PROGRAM DATA> element.

Selects the direction.

(For DTS used LTOR and RTOL as direction, for single port use TX2RX as direction and for Dual port topology use P1TOP2 and P2TOP1)

TX2RX: TX-to-RX (TX2RX) for single port topology.

LTORemote: Local-to-Remote direction.

RTOLocal: Remote-to-Local direction.

P1TOP2: P1 -TO-P2.

P2TOP1: P2 -TO-P1.

Response Syntax

<Fcount>

Response(s)

Fcount:

The response data syntax for the first parameter is defined as a <STRING RESPONSE DATA> element.

Returns the number of received frames for the indicated direction.

Example(s)

FETC:DATA:TEL:ETH:RFC:BCKT:FCO:RX? TX2RX

See Also

FETCh:DATA:TELecom:ETHernet:RFC:BCKTobck:FCOunt:TX?

:FETCh:DATA:TELecom:ETHernet:RFC:BCKTobck:FCOunt:TX?

Description

This query returns the number of transmitted frames for the indicated direction.

At *RST condition, this value is set to device-dependent.

Navigation Path: Results > Summary

Syntax

:FETCh:DATA:TELecom:ETHernet:RFC:BCKTobck:FCOunt:TX? <wsp><Direction>

Parameter(s)

Direction:

The program data syntax for the first parameter is defined as a <CHARACTER PROGRAM DATA> element.

Selects the direction.

(For DTS used LTOR and RTOL as direction, for single port use TX2RX as direction and for Dual port topology use P1TOP2 and P2TOP1)

TX2RX: TX-to-RX (TX2RX) for single port topology.

LTORemote: Local-to-Remote direction.

RTOLocal: Remote-to-Local direction.

P1TOP2: P1 -TO-P2.

P2TOP1: P2 -TO-P1.

Response Syntax

<Fcount>

Response(s)

Fcount:

The response data syntax for the first parameter is defined as a <STRING RESPONSE DATA> element.

Returns the number of transmitted frames for the indicated direction.

Example(s)

FETC:DATA:TEL:ETH:RFC:BCKT:FCO:TX? TX2RX

See Also

FETCh:DATA:TELecom:ETHernet:RFC:BCKTobck:FCOunt:RX?

:FETCh:DATA:TELecom:ETHernet:RFC:BCKTobck:SMESsage?

Description

This query returns the back-to-back test status messages.

At *RST condition, this value is set to device-dependent.

Navigation Path: Results > Summary

Syntax

:FETCh:DATA:TELecom:ETHernet:RFC:BCKTobck:SMESsage?

Response Syntax

<Status>

Response(s)

Status:

The response data syntax for the first parameter is defined as a <CHARACTER RESPONSE DATA> element.

Returns the test status.

NONE, None is retrieved.

INITIALIZING, Initializing is retrieved.

WAITING, Waiting is retrieved.

NMEASURABLE, Not Measurable is retrieved.

SLFRAMES, Sending Learning Frames is retrieved.

STFRAMES, Sending Test Frames is retrieved.

ABUSER, Aborted by User is retrieved.

LDOWN, Link Down is retrieved.

ALRCONNECTION, Aborted - Loss of Remote Connection is retrieved.

MANRESOLVED, MAC Address Not Resolved is retrieved.

Example(s)

FETC:DATA:TEL:ETH:RFC:BCKT:SMES?

See Also

FETCh:DATA:TELecom:ETHernet:RFC:THRoughput:SMESsage?

:FETCh:DATA:TELecom:ETHernet:RFC:BCKTobck:TETime?

Description

This query returns the elapsed time for the back-to-back subtest.

At *RST condition, this value is set to device-dependent.

Navigation Path: Results > Summary

Syntax

:FETCh:DATA:TELecom:ETHernet:RFC:BCKTobck:TETime?

Response Syntax

<Time>

Response(s)

Time:

The response data syntax for the first parameter is defined as a <STRING RESPONSE DATA> element.

Returns the elapsed time.

Example(s)

FETC:DATA:TEL:ETH:RFC:BCKT:TET?

See Also

FETCh:DATA:TELecom:ETHernet:RFC:THRoughput:TETime?

:FETCh:DATA:TELecom:ETHernet:RFC:BCKTobck:TSTate?

Description

This query returns the back-to-back test state.

At *RST condition, this value is set to device-dependent.

Navigation Path: Results > Summary

Syntax

:FETCh:DATA:TELecom:ETHernet:RFC:BCKTobck:TSTate?

Response Syntax

<State>

Response(s)

State:

The response data syntax for the first parameter is defined as a <CHARACTER RESPONSE DATA> element.

Returns the test state.

--, indicates that the test has not run yet.

INPROGRESS, indicates that the test is running.

COMPLETED, indicates that the test is completed.

ABORTED, indicates that the test has been interrupted (stopped).

INACTIVE, indicates that the test is inactive.

FAILED, indicates that the test has been failed.

Example(s)

FETC:DATA:TEL:ETH:RFC:BCKT:TST?

See Also

FETCh:DATA:TELecom:ETHernet:RFC:THRoughput:TSTate?

:FETCh:DATA:TELecom:ETHernet:RFC:FLOSs:CSTep?

Description

This query returns the current percentage of the testing rate.

At *RST condition, this value is set to device-dependent.

Navigation Path: Results > Summary

Syntax

:FETCh:DATA:TELecom:ETHernet:RFC:FLOSs:CSTep?

Response Syntax

<Step>

Response(s)

Step:

The response data syntax for the first parameter is defined as a <NR2 NUMERIC RESPONSE DATA> element.

Returns the current percentage of the testing rate.

Example(s)

FETC:DATA:TEL:ETH:RFC:FLOS:CST?

See Also

FETCh:DATA:TELecom:ETHernet:RFC:FLOSs:CTRial?

:FETCh:DATA:TELecom:ETHernet:RFC:FLOSs:CTRial?

Description	This query returns the current trial number for the test. At *RST condition, this value is set to device-dependent. Navigation Path: Results > Summary
Syntax	:FETCh:DATA:TELecom:ETHernet:RFC:FLOSs:CTRial?
Response Syntax	<Number>
Response(s)	**Number**: The response data syntax for the first parameter is defined as a <NR1 NUMERIC RESPONSE DATA> element. Returns the current trial number for the test.
Example(s)	FETC:DATA:TEL:ETH:RFC:FLOS:CTR?
See Also	FETCh:DATA:TELecom:ETHernet:RFC:BCKTobck:CTRial?

:FETCh:DATA:TELecom:ETHernet:RFC:FLOSs:FCOunt:RX?

Description

This query returns the number of received frames for the indicated direction.

At *RST condition, this value is set to device-dependent.

Navigation Path: Results > Summary

Syntax

:FETCh:DATA:TELecom:ETHernet:RFC:FLOSs:FCOunt:RX? <wsp><Direction>

Parameter(s)

Direction:

The program data syntax for the first parameter is defined as a <CHARACTER PROGRAM DATA> element.

Selects the direction.

(For DTS used LTOR and RTOL as direction, for single port use TX2RX as direction and for Dual port topology use P1TOP2 and P2TOP1)

TX2RX: TX-to-RX (TX2RX) for single port topology.

LTORemote: Local-to-Remote direction.

RTOLocal: Remote-to-Local direction.

P1TOP2: P1 -TO-P2.

P2TOP1: P2 -TO-P1.

Response Syntax

<Fcount>

Response(s)

Fcount:

The response data syntax for the first parameter is defined as a <STRING RESPONSE DATA> element.

Returns the number of received frames for the indicated direction.

Example(s)

FETC:DATA:TEL:ETH:RFC:FLOS:FCO:RX? TX2RX

See Also

FETCh:DATA:TELecom:ETHernet:RFC:FLOSs:FCOunt:TX?

:FETCh:DATA:TELecom:ETHernet:RFC:FLOSs:FCOunt:TX?

Description

This query returns the number of transmitted frames for the indicated direction.

At *RST condition, this value is set to device-dependent.

Navigation Path: Results > Summary

Syntax

:FETCh:DATA:TELecom:ETHernet:RFC:FLOSs:FCOunt:TX? <wsp><Direction>

Parameter(s)

Direction:

The program data syntax for the first parameter is defined as a <CHARACTER PROGRAM DATA> element.

Selects the direction.

(For DTS used LTOR and RTOL as direction, for single port use TX2RX as direction and for Dual port topology use P1TOP2 and P2TOP1)

TX2RX: TX-to-RX (TX2RX) for single port topology.

LTORemote: Local-to-Remote direction.

RTOLocal: Remote-to-Local direction.

P1TOP2: P1 -TO-P2.

P2TOP1: P2 -TO-P1.

Response Syntax

<Fcount>

Response(s)

Fcount:

The response data syntax for the first parameter is defined as a <STRING RESPONSE DATA> element.

Returns the number of transmitted frames for the indicated direction.

Example(s)

FETC:DATA:TEL:ETH:RFC:FLOS:FCO:TX? TX2RX

See Also

FETCh:DATA:TELecom:ETHernet:RFC:FLOSs:FCOunt:RX?

:FETCh:DATA:TELecom:ETHernet:RFC:FLOSs:FRESults[1..n]?

Description

This query returns the number of frames for the corresponding direction depending on the selected Displayed Step and Displayed Results.

At *RST condition, this value is set to device-dependent.

Navigation Path: Results > Summary > table - Frame Loss

NOTE: For FRESults[1..n], use FRES1 to FRES10 corresponding to the frame number.

Syntax

:FETCh:DATA:TELecom:ETHernet:RFC:FLOSs:FRESults[1..n]? <wsp><Direction>, <Results>, <Step>

Parameter(s)

Direction:

The program data syntax for the first parameter is defined as a <CHARACTER PROGRAM DATA> element.

Selects the direction.

(For DTS used LTOR and RTOL as direction, for single port use TX2RX as direction and for Dual port topology use P1TOP2 and P2TOP1)

TX2RX: TX-to-RX (TX2RX) for single port topology.

LTORemote: Local-to-Remote direction.

RTOLocal: Remote-to-Local direction.

P1TOP2: P1 -TO-P2.

P2TOP1: P2 -TO-P1.

Results:

The program data syntax for the second parameter is defined as a <CHARACTER PROGRAM DATA> element.

Selects the result mode.

CURRent

RMINimum

RMAXimum

AVERage

Step:

The program data syntax for the third parameter is defined as a <DECIMAL NUMERIC PROGRAM DATA> element.

Sets the current percentage of the testing rate.

Response Syntax

<Results>

:FETCh:DATA:TELecom:ETHernet:RFC:FLOSs:FRESults[1..n]?

Response(s)	**Results**: The response data syntax for the first parameter is defined as a <NR2 NUMERIC RESPONSE DATA> element. Returns the Frame Loss results.
Example(s)	FETC:DATA:TEL:ETH:RFC:FLOS:FRES1? TX2RX,CURR,90.000
See Also	FETCh:DATA:TELecom:ETHernet:RFC:THRoughput:TRESults[1..n]?

:FETCh:DATA:TELecom:ETHernet:RFC:FLOSs:SMESsage?

Description

This query returns the Frame Loss test status messages.

At *RST condition, this value is set to device-dependent.

Navigation Path: Results > Summary

Syntax

:FETCh:DATA:TELecom:ETHernet:RFC:FLOSs:SMESsage?

Response Syntax

<Message>

Response(s)

Message:

The response data syntax for the first parameter is defined as a <CHARACTER RESPONSE DATA> element.

Returns the Frame Loss test status.

NONE, None is retrieved.

INITIALIZING, Initializing is retrieved.

WAITING, Waiting is retrieved.

NMEASURABLE, Not Measurable is retrieved.

SLFRAMES, Sending Learning Frames is retrieved.

STFRAMES, Sending Test Frames is retrieved.

ABUSER, Aborted by User is retrieved.

LDOWN, Link Down is retrieved.

ALRCONNECTION, Aborted - Loss of Remote Connection is retrieved.

MANRESOLVED, MAC Address Not Resolved is retrieved.

Example(s)

FETC:DATA:TEL:ETH:RFC:FLOS:SMES?

See Also

FETCh:DATA:TELecom:ETHernet:RFC:BCKTobck:SMESsage?

:FETCh:DATA:TELecom:ETHernet:RFC:FLOSs:TETime?

Description	This query returns the elapsed time for the Frame Loss subtest. At *RST condition, this value is set to device-dependent. Navigation Path: Results > Summary
Syntax	:FETCh:DATA:TELecom:ETHernet:RFC:FLOSs:TETime?
Response Syntax	<Time>
Response(s)	**Time**: The response data syntax for the first parameter is defined as a <STRING RESPONSE DATA> element. Returns the elapsed time.
Example(s)	FETC:DATA:TEL:ETH:RFC:FLOS:TET?
See Also	FETCh:DATA:TELecom:ETHernet:RFC:BCKTobck:TETime?

:FETCh:DATA:TELecom:ETHernet:RFC:FLOSs:TSTate?

Description

This query returns the Frame Loss test state.

At *RST condition, this value is set to device-dependent.

Navigation Path: Results > Summary

Syntax

:FETCh:DATA:TELecom:ETHernet:RFC:FLOSs:TSTate?

Response Syntax

<State>

Response(s)

State:

The response data syntax for the first parameter is defined as a <CHARACTER RESPONSE DATA> element.

Returns the Frame Loss test state.

--, indicates that the test has not run yet.

INPROGRESS, indicates that the test is running.

COMPLETED, indicates that the test is completed.

ABORTED, indicates that the test has been interrupted (stopped).

INACTIVE, indicates that the test is inactive.

FAILED, indicates that the test has been failed.

Example(s)

FETC:DATA:TEL:ETH:RFC:FLOS:TST?

See Also

FETCh:DATA:TELecom:ETHernet:RFC:BCKTobck:TSTate?

:FETCh:DATA:TELecom:ETHernet:RFC:GLOBal:THReshold:VERDict?

Description

This query returns verdict status.

This command is an event and is not associated with an *RST condition or a query form.

Navigation Path: Results > Summary

Syntax

:FETCh:DATA:TELecom:ETHernet:RFC:GLOBal:THReshold:VERDict? <wsp><VALue>

Parameter(s)

VALue:

The program data syntax for the first parameter is defined as a <CHARACTER PROGRAM DATA> element.

Selects the Subtests

THRoughput, select Throughput test

BTBack, select Back-to-Back Test

FLOSs: Frame Loss Test

LATency: Latency test

Response Syntax

<Status>

Response(s)

Status:

The response data syntax for the first parameter is defined as a <CHARACTER RESPONSE DATA> element.

Returns the verdict status.

None, returns test is pending

Pass, returns test is pass

Fail, returns test is fail

Example(s)

FETC:DATA:TEL:ETH:RFC:GLOBal:THReshold:VERDict? THR

See Also

FETCh:DATA:TEL:SON:LINE:PM:STAT?

:FETCh:DATA:TELecom:ETHernet:RFC:LATency:CTRial?

Description

This query returns the current trial number for the test.

At *RST condition, this value is set to device-dependent.

Navigation Path: Results > Summary

Syntax

:FETCh:DATA:TELecom:ETHernet:RFC:LATency:CTRial?

Response Syntax

<Number>

Response(s)

Number:

The response data syntax for the first parameter is defined as a <NR1 NUMERIC RESPONSE DATA> element.

Returns the current trial number for the test.

Example(s)

FETC:DATA:TEL:ETH:RFC:LAT:CTR?

See Also

FETCh:DATA:TELecom:ETHernet:RFC:FLOSs:CTRial?

:FETCh:DATA:TELecom:ETHernet:RFC:LATency:FCOunt:RX?

Description

This query returns the number of received frames for the indicated direction.

At *RST condition, this value is set to device-dependent.

Navigation Path: Results > Summary

Syntax

:FETCh:DATA:TELecom:ETHernet:RFC:LATency:FCOunt:RX? <wsp><Direction>

Parameter(s)

Direction:

The program data syntax for the first parameter is defined as a <CHARACTER PROGRAM DATA> element.

Selects the direction.

(For DTS used LTOR and RTOL as direction, for single port use TX2RX as direction and for Dual port topology use P1TOP2 and P2TOP1)

TX2RX: TX-to-RX (TX2RX) for single port topology.

LTORemote: Local-to-Remote direction.

RTOLocal: Remote-to-Local direction.

P1TOP2: P1 -TO-P2.

P2TOP1: P2 -TO-P1.

Response Syntax

<Fcount>

Response(s)

Fcount:

The response data syntax for the first parameter is defined as a <STRING RESPONSE DATA> element.

Returns the number of received frames for the indicated direction.

Example(s)

FETC:DATA:TEL:ETH:RFC:LAT:FCO:RX? TX2RX

See Also

FETCh:DATA:TELecom:ETHernet:RFC:LATency:FCOunt:TX?

:FETCh:DATA:TELecom:ETHernet:RFC:LATency:FCOunt:TX?

Description

This query returns the number of transmitted frames for the indicated direction.

At *RST condition, this value is set to device-dependent.

Navigation Path: Results > Summary

Syntax

:FETCh:DATA:TELecom:ETHernet:RFC:LATency:FCOunt:TX? <wsp><Direction>

Parameter(s)

Direction:

The program data syntax for the first parameter is defined as a <CHARACTER PROGRAM DATA> element.

Selects the direction.

(For DTS used LTOR and RTOL as direction, for single port use TX2RX as direction and for Dual port topology use P1TOP2 and P2TOP1)

TX2RX: TX-to-RX (TX2RX) for single port topology.

LTORemote: Local-to-Remote direction.

RTOLocal: Remote-to-Local direction.

P1TOP2: P1 -TO-P2.

P2TOP1: P2 -TO-P1.

Response Syntax

<Fcount>

Response(s)

Fcount:

The response data syntax for the first parameter is defined as a <STRING RESPONSE DATA> element.

Returns the number of transmitted frames for the indicated direction.

Example(s)

FETC:DATA:TEL:ETH:RFC:LAT:FCO:TX? TX2RX

See Also

FETCh:DATA:TELecom:ETHernet:RFC:LATency:FCOunt:RX?

:FETCh:DATA:TELecom:ETHernet:RFC:LATency:LRESults[1..n]?

Description	This query returns the number of frames for the corresponding direction depending on the selected Mode and Displayed Results. At *RST condition, this value is set to device-dependent. Navigation Path: Results > Summary > table - Latency (per frame) NOTE: For LRESults[1..n], use LRES1 to LRES10 corresponding to the frame number.
Syntax	:FETCh:DATA:TELecom:ETHernet:RFC:LATency:LRESults[1..n]? <wsp><Direction>, <Results>, <Mode>

:FETCh:DATA:TELecom:ETHernet:RFC:LATency:LRESults[1..n]?

Parameter(s)

Direction:

The program data syntax for the first parameter is defined as a <CHARACTER PROGRAM DATA> element.

Selects the direction.

(For DTS used LTOR and RTOL as direction, for single port use TX2RX as direction and for Dual port topology use P1TOP2 and P2TOP1)

TX2RX: TX-to-RX (TX2RX) for single port topology.

LTORemote: Local-to-Remote direction.

RTOLocal: Remote-to-Local direction.

P1TOP2: P1 -TO-P2.

P2TOP1: P2 -TO-P1.

Results:

The program data syntax for the second parameter is defined as a <CHARACTER PROGRAM DATA> element.

Selects the result mode.

CURRent

RMINimum

RMAXimum

AVERage

Mode:

The program data syntax for the third parameter is defined as a <CHARACTER PROGRAM DATA> element.

Selects the propagation time mode.

SFORward: Store and Forward (SFORward), which allows the calculation of the propagation time of a frame.

CTHRough: Cut Through (CTHRough), which allows the calculation of the propagation time of a bit.

Response Syntax

<Results>

:FETCh:DATA:TELecom:ETHernet:RFC:LATency:LRESults[1..n]?

Response(s)	**Results**: The response data syntax for the first parameter is defined as a <STRING RESPONSE DATA> element. Returns the Latency results.
Example(s)	FETC:DATA:TEL:ETH:RFC:LAT:LRES1? TX2RX,CURR,CTHR
See Also	FETCh:DATA:TELecom:ETHernet:RFC:THroughput:TRESults[1..n]?

:FETCh:DATA:TELecom:ETHernet:RFC:LATency:SMESsage?

Description

This query returns the latency test status messages.

At *RST condition, this value is set to device-dependent.

Navigation Path: Results > Summary

Syntax

:FETCh:DATA:TELecom:ETHernet:RFC:LATency:SMESsage?

Response Syntax

<Message>

Response(s)

Message:

The response data syntax for the first parameter is defined as a <CHARACTER RESPONSE DATA> element.

Returns the latency test status.

NONE, None is retrieved.

INITIALIZING, Initializing is retrieved.

WAITING, Waiting is retrieved.

NMEASURABLE, Not Measurable is retrieved.

SLFRAMES, Sending Learning Frames is retrieved.

STFRAMES, Sending Test Frames is retrieved.

ABUSER, Aborted by User is retrieved.

LDOWN, Link Down is retrieved.

ALRCONNECTION, Aborted - Loss of Remote Connection is retrieved.

MANRESOLVED, MAC Address Not Resolved is retrieved.

Example(s)

FETC:DATA:TEL:ETH:RFC:LAT:SMES?

See Also

FETCh:DATA:TELecom:ETHernet:RFC:FLOSs:SMESsage?

:FETCh:DATA:TELecom:ETHernet:RFC:LATency:TETime?

Description	This query returns the elapsed time for the Latency subtest. At *RST condition, this value is set to device-dependent. Navigation Path: Results > Summary
Syntax	:FETCh:DATA:TELecom:ETHernet:RFC:LATency:TETime?
Response Syntax	<Time>
Response(s)	**Time**: The response data syntax for the first parameter is defined as a <STRING RESPONSE DATA> element. Returns the elapsed time.
Example(s)	FETC:DATA:TEL:ETH:RFC:LAT:TET?
See Also	FETCh:DATA:TELecom:ETHernet:RFC:BCKTobck:TETime?

:FETCh:DATA:TELecom:ETHernet:RFC:LATency:TSTate?

Description

This query returns the latency test state.

At *RST condition, this value is set to device-dependent.

Navigation Path: Results > Summary

Syntax

:FETCh:DATA:TELecom:ETHernet:RFC:LATency:TSTate?

Response Syntax

<State>

Response(s)

State:

The response data syntax for the first parameter is defined as a <CHARACTER RESPONSE DATA> element.

Returns the latency test state.

--, indicates that the test has not run yet.

INPROGRESS, indicates that the test is running.

COMPLETED, indicates that the test is completed.

ABORTED, indicates that the test has been interrupted (stopped).

INACTIVE, indicates that the test is inactive.

FAILED, indicates that the test has been failed.

Example(s)

FETC:DATA:TEL:ETH:RFC:LAT:TST?

See Also

FETCh:DATA:TELecom:ETHernet:RFC:FLOSs:TSTate?

:FETCh:DATA:TELecom:ETHernet:RFC:SUMMary:THReshold:VERDict?

Description

This query returns verdict status depends upon test and frame size.

This command is an event and is not associated with an *RST condition or a query form.

Navigation Path: Results > Summary

Syntax

:FETCh:DATA:TELecom:ETHernet:RFC:SUMMary:THReshold:VERDict? <wsp><VALue>, <Fsize>

Parameter(s)

VALue:

The program data syntax for the first parameter is defined as a <CHARACTER PROGRAM DATA> element.

Selects the Subtests

THRoughput, select Throughput test

BTBack, select Back-to-Back Test

FLOSs: Frame Loss Test

LATency: Latency test

Fsize:

The program data syntax for the second parameter is defined as a <CHARACTER PROGRAM DATA> element.

Selects the Frame Size

F64: 64

F128to255: 128

F256to511: 256

F512to1023: 512

F1024to1518: 1024

F12804tof1517: 1280

F1518: 1518

Response Syntax

<Status>

:FETCh:DATA:TELecom:ETHernet:RFC:SUMMary:THReshold:VERDict?

Response(s)

Status:

The response data syntax for the first parameter is defined as a <CHARACTER RESPONSE DATA> element.

Returns the verdict status.

None, returns test is pending

Pass, returns test is pass

Fail, returns test is fail

Example(s)

FETC:DATA:TEL:ETH:RFC:SUMM:THR:VERD? THR,F1518

See Also

FETCh:DATA:TEL:SON:LINE:PM:STAT?

:FETCh:DATA:TELecom:ETHernet:RFC:THRoughput:CTRial?

Description	This query returns the current trial number for the test. At *RST condition, this value is set to device-dependent. Navigation Path: Results > Summary
Syntax	:FETCh:DATA:TELecom:ETHernet:RFC:THRoughput:CTRial?
Response Syntax	<Number>
Response(s)	**Number**: The response data syntax for the first parameter is defined as a <NR1 NUMERIC RESPONSE DATA> element. Returns the current trial number.
Example(s)	FETC:DATA:TEL:ETH:RFC:THR:CTR?
See Also	FETCh:DATA:TELecom:ETHernet:RFC:BCKTobck:CTRial?

:FETCh:DATA:TELecom:ETHernet:RFC:THRoughput:FCOunt:RX?

Description

This query returns the number of received frames for the indicated direction.

At *RST condition, this value is set to device-dependent.

Navigation Path: Results > Summary

Syntax

:FETCh:DATA:TELecom:ETHernet:RFC:THRoughput:FCOunt:RX? <wsp><Direction>

Parameter(s)

Direction:

The program data syntax for the first parameter is defined as a <CHARACTER PROGRAM DATA> element.

Selects the direction.

(For DTS used LTOR and RTOL as direction, for single port use TX2RX as direction and for Dual port topology use P1TOP2 and P2TOP1)

TX2RX: TX-to-RX (TX2RX) for single port topology.

LTORemote: Local-to-Remote direction.

RTOLocal: Remote-to-Local direction.

P1TOP2: P1 -TO-P2.

P2TOP1: P2 -TO-P1.

Response Syntax

<Fcount>

Response(s)

Fcount:

The response data syntax for the first parameter is defined as a <STRING RESPONSE DATA> element.

Returns the number of received frames for the indicated direction.

Example(s)

FETC:DATA:TEL:ETH:RFC:THR:FCO:RX? TX2RX

See Also

FETCh:DATA:TELecom:ETHernet:RFC:THRoughput:FCOunt:TX?

:FETCh:DATA:TELecom:ETHernet:RFC:THRoughput:FCOunt:TX?

Description

This query returns the number of transmitted frames for the indicated direction.

At *RST condition, this value is set to device-dependent.

Navigation Path: Results > Summary

Syntax

:FETCh:DATA:TELecom:ETHernet:RFC:THRoughput:FCOunt:TX? <wsp><Direction>

Parameter(s)

Direction:

The program data syntax for the first parameter is defined as a <CHARACTER PROGRAM DATA> element.

Selects the direction.

(For DTS used LTOR and RTOL as direction, for single port use TX2RX as direction and for Dual port topology use P1TOP2 and P2TOP1)

TX2RX: TX-to-RX (TX2RX) for single port topology.

LTORemote: Local-to-Remote direction.

RTOLocal: Remote-to-Local direction.

P1TOP2: P1 -TO-P2.

P2TOP1: P2 -TO-P1.

Response Syntax

<Fcount>

Response(s)

Fcount:

The response data syntax for the first parameter is defined as a <STRING RESPONSE DATA> element.

Returns the number of transmitted frames for the indicated direction.

Example(s)

FETC:DATA:TEL:ETH:RFC:THR:FCO:TX? TX2RX

See Also

FETCh:DATA:TELecom:ETHernet:RFC:THRoughput:FCOunt:RX?

:FETCh:DATA:TELecom:ETHernet:RFC:THRoughput:SMESsage?

Description

This query returns the throughput test status messages.

At *RST condition, this value is set to device-dependent.

Navigation Path: Results > Summary

Syntax

:FETCh:DATA:TELecom:ETHernet:RFC:THRoughput:SMESsage?

Response Syntax

<Status>

Response(s)

Status:

The response data syntax for the first parameter is defined as a <CHARACTER RESPONSE DATA> element.

Returns the throughput test status messages.

NONE, None is retrieved.

INITIALIZING, Initializing is retrieved.

WAITING, Waiting is retrieved.

NMEASURABLE, Not Measurable is retrieved.

SLFRAMES, Sending Learning Frames is retrieved.

STFRAMES, Sending Test Frames is retrieved.

ABUSER, Aborted by User is retrieved.

LDOWN, Link Down is retrieved.

ALRCONNECTION, Aborted - Loss of Remote Connection is retrieved.

MANRESOLVED, MAC Address Not Resolved is retrieved.

Example(s)

FETC:DATA:TEL:ETH:RFC:THR:SMES?

See Also

FETCh:DATA:TELecom:ETHernet:RFC:FLOSs:SMESsage?

:FETCh:DATA:TELecom:ETHernet:RFC:THRoughput:TETime?

Description	This query returns the elapsed time for the throughput subtest. At *RST condition, this value is set to device-dependent. Navigation Path: Results > Summary
Syntax	:FETCh:DATA:TELecom:ETHernet:RFC:THRoughput:TETime?
Response Syntax	<Time>
Response(s)	**Time**: The response data syntax for the first parameter is defined as a <STRING RESPONSE DATA> element. Returns the elapsed time.
Example(s)	FETC:DATA:TEL:ETH:RFC:THR:TET?
See Also	FETCh:DATA:TELecom:ETHernet:RFC:BCKTobck:TETime?

:FETCh:DATA:TELecom:ETHernet:RFC:THRoughput:TRESults[1..n]?

Description	This query returns the number of frames for the corresponding direction depending on the selected Layer and Displayed Results. At *RST condition, this value is set to device-dependent. Navigation Path: Results > Summary > table - Throughput NOTE: For TRESults[1..n], use TRES1 to TRES10 corresponding to the frame number.
Syntax	:FETCh:DATA:TELecom:ETHernet:RFC:THRoughput:TRESults[1..n]? <wsp><Direction>, <Results>, <Layers>

:FETCh:DATA:TELecom:ETHernet:RFC:THRoughput:TRESults[1..n]?

Parameter(s)

Direction:

The program data syntax for the first parameter is defined as a <CHARACTER PROGRAM DATA> element.

Selects the direction.

(For DTS used LTOR and RTOL as direction, for single port use TX2RX as direction and for Dual port topology use P1TOP2 and P2TOP1)

TX2RX: TX-to-RX (TX2RX) for single port topology.

LTORemote: Local-to-Remote direction.

RTOLocal: Remote-to-Local direction.

P1TOP2: P1 -TO-P2.

P2TOP1: P2 -TO-P1.

Results:

The program data syntax for the second parameter is defined as a <CHARACTER PROGRAM DATA> element.

Selects the result mode.

CURRent

RMINimum

RMAXimum

AVERage

Layers:

The program data syntax for the third parameter is defined as a <CHARACTER PROGRAM DATA> element.

Selects the layer:

ETHernet: Ethernet

IP

ALL: All layer

Response Syntax

<Results>

:FETCh:DATA:TELecom:ETHernet:RFC:THRoughput:TRESults[1..n]?

Response(s)

Results:

The response data syntax for the first parameter is defined as a <NR2 NUMERIC RESPONSE DATA> element.

Returns the Throughput results.

Example(s)

FETC:DATA:TEL:ETH:RFC:THR:TRES1? TX2RX,CURR,ALL

See Also

FETCh:DATA:TELecom:ETHernet:RFC:FLOSs:FRESults[1..n]?

:FETCh:DATA:TELecom:ETHernet:RFC:THRoughput:TSTate?

Description
This query returns the throughput test state.
At *RST condition, this value is set to device-dependent.
Navigation Path: Results > Summary

Syntax
:FETCh:DATA:TELecom:ETHernet:RFC:THRoughput:TSTate?

Response Syntax
<State>

Response(s)
State:
The response data syntax for the first parameter is defined as a <CHARACTER RESPONSE DATA> element.
Returns the throughput test state.
--, indicates that the test has not run yet.
INPROGRESS, indicates that the test is running.
COMPLETED, indicates that the test is completed.
ABORTED, indicates that the test has been interrupted (stopped).
INACTIVE, indicates that the test is inactive.
FAILED, indicates that the test has been failed.

Example(s)
FETC:DATA:TEL:ETH:RFC:THR:TST?

See Also
FETCh:DATA:TELecom:ETHernet:RFC:BCKTobck:TSTate?

:FETCh:DATA:TELecom:ETHernet:RFC:THRoughput:VALidation?

Description	This query returns the number of times the result should be validated. At *RST condition, this value is set to 1. Navigation Path: Results > Summary > Val. #
Syntax	:FETCh:DATA:TELecom:ETHernet:RFC:THRoughput:VALidation?
Response Syntax	<Current validation>
Response(s)	**Current validation**: The response data syntax for the first parameter is defined as a <NR1 NUMERIC RESPONSE DATA> element. Returns the number of times the result should be validated.
Example(s)	FETC:DATA:TEL:ETH:RFC:THR:VAL?
See Also	FETCh:DATA:TELecom:ETHernet:RFC:LATency:MINTime?

Summary (SyncE)

:SENSe:DATA:TELecom:PACKetsync:SYNCe:ESMC:FRAMes:AVERage?

Description	This query returns the ESMC Average frame/s. At *RST condition, this value is set to device-dependent. Navigation Path: Test App > SyncE > Results > Summary > ESMC - Port 1 > Avrage frame/s
Syntax	:SENSe:DATA:TELecom:PACKetsync:SYNCe:ESMC:FRAMes:AVERage?
Response Syntax	<Frames>
Response(s)	**Frames**: The response data syntax for the first parameter is defined as a <NR2 NUMERIC RESPONSE DATA> element. Returns ESMC Average frame/s.
Example(s)	SENS:DATA:TEL:PACK:SYNC:ESMC:FRAM:AVER?
See Also	SENSe:DATA:TELecom:PACKetsync:SYNCe:ESMC:FRAMes:MINimum?

:SENSe:DATA:TELecom:PACKetsync:SYNCe:ESMC:FRAMes:MAXimum?

Description	This query returns the ESMC Maximum frame/s At *RST condition, this value is set to device-dependent. Navigation Path: Test App > SyncE > Results > Summary > ESMC - Port 1 > Maximum frame/s
Syntax	:SENSe:DATA:TELecom:PACKetsync:SYNCe:ESMC:FRAMes:MAXimum?
Response Syntax	<Frames>
Response(s)	**Frames**: The response data syntax for the first parameter is defined as a <NR2 NUMERIC RESPONSE DATA> element. Returns ESMC Maximum frame/s
Example(s)	SENS:DATA:TEL:PACK:SYNC:ESMC:FRAMes:MAX?
See Also	SENSe:DATA:TELecom:PACKetsync:SYNCe:ESMC:FRAMes:AVERage?

:SENSe:DATA:TELecom:PACKetsync:SYNCe:ESMC:FRAMes:MINimum?

Description	This query returns the ESMC Minimum frame/s At *RST condition, this value is set to device-dependent. Navigation Path: Test App > SyncE > Results > Summary > ESMC - Port 1 > Minimum frame/s
Syntax	:SENSe:DATA:TELecom:PACKetsync:SYNCe:ESMC:FRAMes:MINimum?
Response Syntax	<Frames>
Response(s)	**Frames**: The response data syntax for the first parameter is defined as a <NR2 NUMERIC RESPONSE DATA> element. Returns ESMC Minimum frame/s
Example(s)	SENS:DATA:TEL:PACK:SYNC:ESMC:FRAM:MIN?
See Also	SENSe:DATA:TELecom:PACKetsync:SYNCe:ESMC:FRAMes:MAXimum?

:SENSe:DATA:TELecom:PACKetsync:SYNCe:ESMC:RXEvent:COUNt?

Description	This query returns the RX Event Count At *RST condition, this value is set to device-dependent. Navigation Path: Test App > SyncE > Results > Summary > ESMC - Port 1 > RX Event Count Navigation Path: Test App > SyncE > Results > Quality Level > QL > RX Event Total
Syntax	:SENSe:DATA:TELecom:PACKetsync:SYNCe:ESMC:RXEvent:COUNt?
Response Syntax	<RX Event count>
Response(s)	**RX Event count**: The response data syntax for the first parameter is defined as a <NR2 NUMERIC RESPONSE DATA> element. Returns RX Event Count
Example(s)	SENS:DATA:TEL:PACK:SYNC:ESMC:RXEV:COUN?
See Also	SENSe:DATA:TELecom:PACKetsync:SYNCe:ESMC:RXQLmismatch:FRAMes:COUNt?

:SENSe:DATA:TELecom:PACKetsync:SYNCe:ESMC:RXINfo?

Description	This query returns the RX Information At *RST condition, this value is set to device-dependent. Navigation Path: Test App > SyncE > Results > Summary > ESMC - Port 1 > RX Information Navigation Path: Test App > SyncE > Results > Quality Level > QL > RX Information Total
Syntax	:SENSe:DATA:TELecom:PACKetsync:SYNCe:ESMC:RXINfo?
Response Syntax	<RX Information>
Response(s)	**RX Information**: The response data syntax for the first parameter is defined as a <NR2 NUMERIC RESPONSE DATA> element. Returns RX Information
Example(s)	SENS:DATA:TEL:PACK:SYNC:ESMC:RXIN?
See Also	SENSe:DATA:TELecom:PACKetsync:SYNCe:ESMC:RXRate?

:SENSe:DATA:TELecom:PACKetsync:SYNCe:ESMC:RXLast:CHANge?

Description	This query returns the RX Last change At *RST condition, this value is set to device-dependent. Navigation Path: Test App > SyncE > Results > Summary > ESMC - Port 1 > RX Last change Results > Quality Level > Last Change Recived
Syntax	:SENSe:DATA:TELecom:PACKetsync:SYNCe:ESMC:RXLast:CHANge?
Response Syntax	<RX Last change>
Response(s)	**RX Last change**: The response data syntax for the first parameter is defined as a <STRING RESPONSE DATA> element. Returns RX Last change
Example(s)	SENS:DATA:TEL:PACK:SYNC:ESMC:RXLast:CHANge?
See Also	SENSe:DATA:TELecom:PACKetsync:SYNCe:ESMC:RXLast:CHANge?

:SENSe:DATA:TELecom:PACKetsync:SYNCe:ESMC:RXLast:QLMessage?

Description	This query returns the RX Last QL Message At *RST condition, this value is set to device-dependent. Navigation Path: Test App > SyncE > Results > Summary > ESMC - Port 1 > RX Last QL Message Navigation Path: Test App > SyncE > Results > Quality Level > last QL Received
Syntax	:SENSe:DATA:TELecom:PACKetsync:SYNCe:ESMC:RXLast:QLMessage?
Response Syntax	<QL Message>
Response(s)	**QL Message**: The response data syntax for the first parameter is defined as a <CHARACTER RESPONSE DATA> element. Returns RX Last QL Message
Example(s)	SENS:DATA:TEL:PACK:SYNC:ESMC:RXLast:QLM?
See Also	SENSe:DATA:TELecom:PACKetsync:SYNCe:ESMC:RXLast:QLMessage?

:SENSe:DATA:TELecom:PACKetsync:SYNCe:ESMC:RXQLmismatch:FRAMes:COUNt?

Description	This query returns the RX QL Mismatch Frame Count At *RST condition, this value is set to device-dependent. Navigation Path: Test App > SyncE > Results > Summary > ESMC - Port 1 > RX QL Mismatch Frame Count
Syntax	:SENSe:DATA:TELecom:PACKetsync:SYNCe:ESMC:RXQLmismatch:FRAMes:COUNt?
Response Syntax	<Frame count>
Response(s)	**Frame count**: The response data syntax for the first parameter is defined as a <NR2 NUMERIC RESPONSE DATA> element. Returns RX QL Mismatch Frame Count
Example(s)	SENS:DATA:TEL:PACK:SYNC:ESMC:RXQL:FRAM:COUNt?
See Also	SENSe:DATA:TELecom:PACKetsync:SYNCe:ESMC:RXEVent:COUNt?

:SENSe:DATA:TELecom:PACKetsync:SYNCe:ESMC:RXRate?

Description	This query returns the ESMC RX rate At *RST condition, this value is set to device-dependent. Navigation Path: Test App > SyncE > Results > Summary > ESMC - Port 1 > ESMC RX rate
Syntax	:SENSe:DATA:TELecom:PACKetsync:SYNCe:ESMC:RXRate?
Response Syntax	<RX Rate>
Response(s)	**RX Rate**: The response data syntax for the first parameter is defined as a <NR2 NUMERIC RESPONSE DATA> element. Returns ESMC RX rate
Example(s)	SENS:DATA:TEL:PACK:SYNC:ESMC:RXR?
See Also	SENSe:DATA:TELecom:PACKetsync:SYNCe:ESMC:RXINfo?

:SENSe:DATA:TELecom:PACKetsync:SYNCe:ESMC:TXEvent:COUNt?

Description	This query returns the TX Event Count At *RST condition, this value is set to device-dependent. Navigation Path: Test App > SyncE > Results > Summary > ESMC - Port 1 > TX Event Count Navigation Path: Test App > SyncE > Results > Quality Level > QL > TX Event Total
Syntax	:SENSe:DATA:TELecom:PACKetsync:SYNCe:ESMC:TXEvent:COUNt?
Response Syntax	<TX Event>
Response(s)	**TX Event**: The response data syntax for the first parameter is defined as a <NR2 NUMERIC RESPONSE DATA> element. Returns TX Event Count
Example(s)	SENS:DATA:TEL:PACK:SYNC:ESMC:TXEV:COUN?
See Also	SENSe:DATA:TELecom:PACKetsync:SYNCe:ESMC:RXEVent:COUNt?

:SENSe:DATA:TELecom:PACKetsync:SYNCe:ESMC:TXINfo?

Description	This query returns the TX Information At *RST condition, this value is set to device-dependent. Navigation Path: Test App > SyncE > Results > Summary > ESMC - Port 1 > TX Information Navigation Path: Test App > SyncE > Results > Quality Level > QL > TX Information Total
Syntax	:SENSe:DATA:TELecom:PACKetsync:SYNCe:ESMC:TXINfo?
Response Syntax	<TX Information>
Response(s)	**TX Information**: The response data syntax for the first parameter is defined as a <NR2 NUMERIC RESPONSE DATA> element. Returns TX Information
Example(s)	SENS:DATA:TEL:PACK:SYNC:ESMC:TXIN?
See Also	SENSe:DATA:TELecom:PACKetsync:SYNCe:ESMC:RXINfo?

:SENSe:DATA:TELecom:PACKetsync:SYNCe:ESMC:TXLast:CHANge?

Description	This query returns the TX Last change At *RST condition, this value is set to device-dependent. Navigation Path: Test App > SyncE > Results > Summary > ESMC - Port 1 > TX Last change Navigation Path: Test App > SyncE > Results > Quality Level > Last Change Generated
Syntax	:SENSe:DATA:TELecom:PACKetsync:SYNCe:ESMC:TXLast:CHANge?
Response Syntax	<TX Last change>
Response(s)	**TX Last change**: The response data syntax for the first parameter is defined as a <STRING RESPONSE DATA> element. Returns TX Last change
Example(s)	SENS:DATA:TEL:PACK:SYNC:ESMC:TXL:CHAN?
See Also	SENSe:DATA:TELecom:PACKetsync:SYNCe:ESMC:RXLast:CHANge?

:SENSe:DATA:TELecom:PACKetsync:SYNCe:ESMC:TXLast:QLMessage?

Description	This query returns the TX Last QL Message. At *RST condition, this value is set to device-dependent. Navigation Path: Test App > SyncE > Results > Summary > ESMC - Port 1 > TX Last QL Message Navigation Path: Test App > SyncE > Results > Quality Level > Generated QL
Syntax	:SENSe:DATA:TELecom:PACKetsync:SYNCe:ESMC:TXLast:QLMessage?
Response Syntax	<TX Last QL message>
Response(s)	**TX Last QL message**: The response data syntax for the first parameter is defined as a <CHARACTER RESPONSE DATA> element. Returns TX Last QL Message.
Example(s)	SENS:DATA:TEL:PACK:SYNC:ESMC:TXL:QLM?
See Also	SENSe:DATA:TELecom:PACKetsync:SYNCe:ESMC:RXLast:QLMessage?

Summary (TCP Throughput)

:FETCh:DATA:TELecom:ETHernet:RTD:TIME:AVERage?

Description	This query returns the average round trip delay value. At *RST condition, this value is device dependent. Navigation Path: Results > Summary > TCP Throughput > Round Trip Latency (ms) > Average.
Syntax	:FETCh:DATA:TELecom:ETHernet:RTD:TIME:AVERage?
Response Syntax	<Average>
Response(s)	**Average**: The response data syntax for the first parameter is defined as a <NR1 NUMERIC RESPONSE DATA> element. Returns the average Round Trip Delay value.
Example(s)	SOUR:DATA:TEL:ETH:TCP:MODE LOC FETC:DATA:TEL:ETH:RTD:TIME:AVER?
See Also	FETCh:DATA:TELecom:ETHernet:RTD:TIME:LAST?

:FETCh:DATA:TELecom:ETHernet:RTD:TIME:LAST?

Description	This query returns the last round trip delay value. At *RST condition, this value is device dependent. Navigation Path: Results > Summary > TCP Throughput > Round Trip Latency (ms) > Last.
Syntax	:FETCh:DATA:TELecom:ETHernet:RTD:TIME:LAST?
Response Syntax	<Last>
Response(s)	**Last**: The response data syntax for the first parameter is defined as a <NR1 NUMERIC RESPONSE DATA> element. Returns the last Round Trip Delay recorded.
Example(s)	SOUR:DATA:TEL:ETH:TCP:MODE LOC FETC:DATA:TEL:ETH:RTD:TIME:LAST?
See Also	FETCh:DATA:TELecom:ETHernet:RTD:TIME:AVERage?

:FETCh:DATA:TELecom:ETHernet:RTD:TIME:MAXimum?

Description

This query returns the maximum Round Trip Delay recorded.

At *RST condition, this value is device dependent.

Navigation Path: Results > Summary > TCP Throughput > Round Trip Latency (ms) > Maximum.

Syntax

:FETCh:DATA:TELecom:ETHernet:RTD:TIME:MAXimum?

Response Syntax

<Maximum>

Response(s)

Maximum:

The response data syntax for the first parameter is defined as a <NR1 NUMERIC RESPONSE DATA> element.

Returns the maximum Round Trip Delay recorded

Example(s)

SOUR:DATA:TEL:ETH:TCP:MODE LOC

FETC:DATA:TEL:ETH:RTD:TIME:MAX?

See Also

FETCh:DATA:TELecom:ETHernet:RTD:TIME:MINimum?

:FETCh:DATA:TELecom:ETHernet:RTD:TIME:MINimum?

Description	This query returns the minimum Round Trip Delay recorded. At *RST condition, this value is device dependent. Navigation Path: Results > Summary > TCP Throughput > Round Trip Latency (ms) > Minimum.
Syntax	:FETCh:DATA:TELecom:ETHernet:RTD:TIME:MINimum?
Response Syntax	<Minimum>
Response(s)	**Minimum**: The response data syntax for the first parameter is defined as a <NR1 NUMERIC RESPONSE DATA> element. Returns the minimum Round Trip Delay recorded
Example(s)	SOUR:DATA:TEL:ETH:TCP:MODE LOC FETC:DATA:TEL:ETH:RTD:TIME:MIN?
See Also	FETCh:DATA:TELecom:ETHernet:RTD:TIME:MAXimum?

:FETCh:DATA:TELecom:ETHernet:TCP:CONNection:STATus?

Description

This command returns the Connection Status.

At *RST condition, this value is set to device-dependent.

Navigation Path: Results > Summary > TCP Throughput > TCP Connection Status.

Syntax

:FETCh:DATA:TELecom:ETHernet:TCP:CONNection:STATus?

Response Syntax

<Status>

Response(s)

Status:

The response data syntax for the first parameter is defined as a <CHARACTER RESPONSE DATA> element.

Returns the connection status.

-- indicates the test is not running or results are not available.

INPROGRESS indicates that the TCP initialization algorithm is in progress.

WAITING indicates on the remote unit that the test is started but the TCP initialization algorithm is not initiated by the local unit.

ESTABLISHED indicates that the TCP session has been successfully established between the local and remote units.

CLOSING indicates on the TCP protocol is closing down the connection.

CLOSED indicates that the session is closed. Either no TCP initialization algorithm has been received, the remote unit has received and completed the request to close the TCP session, or no data has been received at the remote unit for 30 seconds.

RIPNFOUND indicates that the local unit didn't received an answer to the ARP request sent to the IP address of the remote unit.

Example(s)

FETC:DATA:TEL:ETH:TCP:CONN:STAT?

See Also

FETCh:DATA:TELecom:ETHernet:TCP:CONNection:STATus

:FETCh:DATA:TELecom:ETHernet:TCP:STATistics:EFFiciency?

Description	This query returns the Total Efficiency (%) At *RST condition, this value is device dependent. Navigation Path: Results > Summary > TCP Throughput > Total Efficency (%)
Syntax	:FETCh:DATA:TELecom:ETHernet:TCP:STATistics:EFFiciency?
Response Syntax	<Efficiency>
Response(s)	**Efficiency**: The response data syntax for the first parameter is defined as a <NR1 NUMERIC RESPONSE DATA> element. Returns the Total Efficiency (%) At *RST condition, this value is device dependent.
Example(s)	SOUR:DATA:TEL:ETH:TCP:MODE LOC FETC:DATA:TEL:ETH:TCP:STAT:EFF?
See Also	SOURce:DATA:TELecom:ETHernet:TCP:INJection:THReshold

:FETCh:DATA:TELecom:ETHernet:TCP:STATistics:THRoughput :AVERage?

Description	This query returns the Avrage TCP Throughput(%) At *RST condition, this value is set to device-dependent. Navigation Path: Results > Summary > TCP Throughput > Avrage TCP Throughput(%)
Syntax	:FETCh:DATA:TELecom:ETHernet:TCP:STATistics:THRoughput:AVERage?
Response Syntax	<Average>
Response(s)	**Average**: The response data syntax for the first parameter is defined as a <NR2 NUMERIC RESPONSE DATA> element. Returns the Average TCP Throughput(%)
Example(s)	SOUR:DATA:TEL:ETH:TCP:MODE LOC FETC:DATA:TEL:ETH:TCP:STAT:THR:AVERage?
See Also	FETCh:DATA:TELecom:ETHernet:TCP:STATistics:THRoughput:LAST?

:FETCh:DATA:TELecom:ETHernet:TCP:STATistics:THRoughput:LAST?

Description

This query returns the Last TCP Throughput(%)

At *RST condition, this value is set to device-dependent.

Navigation Path: Results > Summary > TCP Throughput > TCP Throughput(%) > Last

Syntax

:FETCh:DATA:TELecom:ETHernet:TCP:STATistics:THRoughput:LAST?

Response Syntax

<Last>

Response(s)

Last:

The response data syntax for the first parameter is defined as a <NR2 NUMERIC RESPONSE DATA> element.

Returns the Last TCP Throughput(%)

Example(s)

SOUR:DATA:TEL:ETH:TCP:MODE LOC

FETC:DATA:TEL:ETH:TCP:STAT:THR:LAST?

See Also

FETCh:DATA:TELecom:ETHernet:TCP:STATistics:WINDsize:LAST?

:FETCh:DATA:TELecom:ETHernet:TCP:STATistics:THRoughput :MAXimum:VERDict?

Description	This query returns Maximum TCP Throughput Verdict status At *RST condition, this value is set to device-dependent. Navigation Path: Results > Summary > TCP Throughput % > Maximum Verdict
Syntax	:FETCh:DATA:TELecom:ETHernet:TCP:STATistics:THRoughput:MAXimum:VERDict?
Response Syntax	<Verdict>
Response(s)	**Verdict**: The response data syntax for the first parameter is defined as a <CHARACTER RESPONSE DATA> element. Returns Maximum TCP Throughput Verdict status. PASS, verdict is Pass. FAIL, verdict is Fail.
Example(s)	FETCh:DATA:TELecom:ETHernet:TCP:STAT:THRoughput:MAXimum:VERDict?
See Also	SOURce:DATA:TELecom:ETHernet:TCP:INJection:THReshold?

:FETCh:DATA:TELecom:ETHernet:TCP:STATistics:THRoughput :MAXimum?

Description	This query returns the Maximum TCP Throughput(%) At *RST condition, this value is set to device-dependent. Navigation Path: Results > Summary > TCP Throughput > Maximum TCP Throughput(%)
Syntax	:FETCh:DATA:TELecom:ETHernet:TCP:STATistics:THRoughput:MAXimum?
Response Syntax	<Maximum>
Response(s)	**Maximum**: The response data syntax for the first parameter is defined as a <NR2 NUMERIC RESPONSE DATA> element. Returns the Maximum TCP Throughput(%)
Example(s)	SOUR:DATA:TEL:ETH:TCP:MODE LOC FETC:DATA:TEL:ETH:TCP:STAT:THR:MAXimum?
See Also	FETCh:DATA:TELecom:ETHernet:TCP:STATistics:THRoughput:MINimum?

:FETCh:DATA:TELecom:ETHernet:TCP:STATistics:THRoughput:MINimum?

Description	This query returns the Minimum TCP Throughput(%) At *RST condition, this value is set to device-dependent. Navigation Path: Results > Summary > TCP Throughput > Minimum TCP Throughput(%)
Syntax	:FETCh:DATA:TELecom:ETHernet:TCP:STATistics:THRoughput:MINimum?
Response Syntax	<Minimum>
Response(s)	**Minimum**: The response data syntax for the first parameter is defined as a <NR2 NUMERIC RESPONSE DATA> element. Returns the Minimum TCP Throughput(%)
Example(s)	SOUR:DATA:TEL:ETH:TCP:MODE LOC FETC:DATA:TEL:ETH:TCP:STAT:THR:MINimum?
See Also	FETCh:DATA:TELecom:ETHernet:TCP:STATistics:THRoughput:MAXimum?

:FETCh:DATA:TELecom:ETHernet:TCP:STATistics:TRTFrames?

Description	This query returns the Total Re-transmitted Frames At *RST condition, this value is set to device-dependent. Navigation Path: Results > Summary > TCP Throughput > Re transmitted frames.
Syntax	:FETCh:DATA:TELecom:ETHernet:TCP:STATistics:TRTFrames?
Response Syntax	<Frames>
Response(s)	**Frames**: The response data syntax for the first parameter is defined as a <NR1 NUMERIC RESPONSE DATA> element. Returns the Total Re-transmitted Frames
Example(s)	SOUR:DATA:TEL:ETH:TCP:MODE LOC FETC:DATA:TEL:ETH:TCP:STAT:TRTF?
See Also	FETCh:DATA:TELecom:ETHernet:TCP:STATistics:TTFRames?

:FETCh:DATA:TELecom:ETHernet:TCP:STATistics:TTFRames?

Description	This query returns the Total Transmitted Frames At *RST condition, this value is set to device-dependent. Navigation Path: Results > Summary > TCP Throughput > transmitted frames
Syntax	:FETCh:DATA:TELecom:ETHernet:TCP:STATistics:TTFRames?
Response Syntax	<Frames>
Response(s)	**Frames**: The response data syntax for the first parameter is defined as a <NR1 NUMERIC RESPONSE DATA> element. Returns the Total Transmitted Frames
Example(s)	SOUR:DATA:TEL:ETH:TCP:MODE LOC FETC:DATA:TEL:ETH:TCP:STAT:TTFR?
See Also	FETCh:DATA:TELecom:ETHernet:TCP:STATistics:TRTFrames?

:FETCh:DATA:TELecom:ETHernet:TCP:STATistics:WINDsize:LAST?

Description	This query returns the Last Window Size (Mbytes) At *RST condition, this value is set to device-dependent. Navigation Path: Results > Summary > TCP Throughput > Window Size (Mbytes) > Last
Syntax	:FETCh:DATA:TELecom:ETHernet:TCP:STATistics:WINDsize:LAST?
Response Syntax	<Last>
Response(s)	**Last**: The response data syntax for the first parameter is defined as a <NR1 NUMERIC RESPONSE DATA> element. Returns the Last Window Size (Mbytes)
Example(s)	SOUR:DATA:TEL:ETH:TCP:MODE LOC FETC:DATA:TEL:ETH:TCP:STAT:WINDsize:LAST?
See Also	FETCh:DATA:TELecom:ETHernet:TCP:STATistics:THRoughput:AVERage?

:FETCh:DATA:TELecom:ETHernet:TCP:STATistics:WINDsize:MAXimum?

Description	This query returns the Maximum Window Size (Mbytes) At *RST condition, this value is set to device-dependent. Navigation Path: Results > Summary > TCP Throughput > Window Size (Mbytes) > Maximum
Syntax	:FETCh:DATA:TELecom:ETHernet:TCP:STATistics:WINDsize:MAXimum?
Response Syntax	<Maximum>
Response(s)	**Maximum**: The response data syntax for the first parameter is defined as a <NR1 NUMERIC RESPONSE DATA> element. Returns the Maximum Window Size (Mbytes)
Example(s)	SOUR:DATA:TEL:ETH:TCP:MODE LOC FETC:DATA:TEL:ETH:TCP:STAT:WINDsize:MAXimum?
See Also	FETCh:DATA:TELecom:ETHernet:TCP:STATistics:WINDsize:MINimum?

:FETCh:DATA:TELecom:ETHernet:TCP:STATistics:WINDsize:MINimum?

Description	This query returns the Minimum Window Size (Mbytes) At *RST condition, this value is set to device-dependent. Navigation Path: Results > Summary > TCP Throughput > Window Size (Mbytes) > Minimum
Syntax	:FETCh:DATA:TELecom:ETHernet:TCP:STATistics:WINDsize:MINimum?
Response Syntax	<Minimum>
Response(s)	**Minimum**: The response data syntax for the first parameter is defined as a <NR1 NUMERIC RESPONSE DATA> element. Returns the Minimum Window Size (Mbytes)
Example(s)	SOUR:DATA:TEL:ETH:TCP:MODE LOC FETC:DATA:TEL:ETH:TCP:STAT:WINDsize:MINimum?
See Also	FETCh:DATA:TELecom:ETHernet:TCP:STATistics:WINDsize:MAXimum?

Summary (Traffic Gen & Mon)

:FETCh:DATA:TELecom:ETHernet:STReam:LATency:STATus:TIME?

Description

This query returns the time required for a bit to travel from the transmitter back to its receiver after crossing a far-end loopback.

At *RST condition, this value is set to device-dependent.

Navigation Path: Results > Summary > QoS Metrics

Syntax

:FETCh:DATA:TELecom:ETHernet:STReam:LATency:STATus:TIME? <wsp><Time>

Parameter(s)

Time:

The program data syntax for the first parameter is defined as a <CHARACTER PROGRAM DATA> element.

Sets the time required for a bit to travel.

CURRent, displays the result of the last latency measurement.

LATMIN, displays the minimum latency recorded.

LATMAX, displays the maximum latency recorded.

AVERage, displays the average latency value.

Response Syntax

<Time>

Response(s)

Time:

The response data syntax for the first parameter is defined as a <NR2 NUMERIC RESPONSE DATA> element.

Returns the time required for a bit to travel.

CURRENT, displays the result of the last latency measurement.

LATMIN, displays the minimum latency recorded.

LATMAX, displays the maximum latency recorded.

AVERAGE, displays the average latency value.

Example(s)

FETC:DATA:TEL:ETH:STR:LAT:STAT:TIME? CURR

See Also

FETCh:DATA:TELecom:ETHernet:ERRor:STReam:SEConds?

Summary (NI/CSU Emulation)

:FETCh:DATA:TELecom:DSN:LOOPback:STATus?

Description	This query returns the auto-response loopback status At *RST condition, this value is device dependent. Navigation Path: Test > NICSU > Results > Summary > Auto-Response Loopback status Navigation Path: Test > NICSU > Test configurator > Summary > Auto-Response Loopback status
Syntax	:FETCh:DATA:TELecom:DSN:LOOPback:STATus?
Response Syntax	<Status>
Response(s)	**Status**: The response data syntax for the first parameter is defined as a <BOOLEAN RESPONSE DATA> element. Returns the auto-response loopback status. 1, auto-response loopback status is active. 0, auto-response loopback status is inactive.
Example(s)	FETC:DATA:TEL:DSN:LOOP:STAT?
See Also	FETCh:DATA:TEL:SON:SECTion:PM:STAT?

Summary (S-OAM and MPLS-TP OAM)

:FETCh:DATA:TELecom:SOAM:SUMMary:CCHeck:DOMain:ID:CCM?

Description	This query returns the Domain Id of last received CCM frame. At *RST condition, this value is device dependent. Navigation Path: Results > Summary > Continuity Check > Domain ID > CCM
Syntax	:FETCh:DATA:TELecom:SOAM:SUMMary:CCHeck:DOMain:ID:CCM?
Response Syntax	<Domain Id>
Response(s)	**Domain Id**: The response data syntax for the first parameter is defined as a <STRING RESPONSE DATA> element. Returns the Domain Id value.
Example(s)	FETC:DATA:TEL:SOAM:SUMM:CCH:DOM:ID:CCM?
See Also	FETCh:DATA:TELecom:SOAM:SUMM:RES:SLOS:RAT?

:FETCh:DATA:TELecom:SOAM:SUMMary:CCHeck:DOMain:ID:FORMat?

Description	This query returns whether it is unexpected format of the Domain Id of last received CCM frame. At *RST condition, this value is device dependent. Navigation Path: Results > Summary > Continuity Check > Domain ID > CCM
Syntax	:FETCh:DATA:TELecom:SOAM:SUMMary:CCHeck:DOMain:ID:FORMat?
Response Syntax	<Domain Id Format>
Response(s)	**Domain Id Format**: The response data syntax for the first parameter is defined as a <BOOLEAN RESPONSE DATA> element. Returns the status of Domain Id format
Example(s)	FETC:DATA:TEL:SOAM:SUMM:CCH:DOM:ID:FORM?
See Also	FETCh:DATA:TELecom:SOAM:SUMM:RES:SLOS:RAT?

:FETCh:DATA:TELecom:SOAM:SUMMary:CCHeck:MA:NAMe:CCM?

Description	This query returns the MA NAME of last received CCM frame. At *RST condition, this value is device dependent. Navigation Path: Results > Summary > Continuity Check > MA Name > CCM
Syntax	:FETCh:DATA:TELecom:SOAM:SUMMary:CCHeck:MA:NAMe:CCM?
Response Syntax	<MA Name>
Response(s)	**MA Name**: The response data syntax for the first parameter is defined as a <STRING RESPONSE DATA> element. Returns the Local MA Name.
Example(s)	FETC:DATA:TEL:SOAM:SUMM:CCH:MA:NAME:CCM?
See Also	FETCh:DATA:TELecom:SOAM:SUMM:CCH:STAT?

:FETCh:DATA:TELecom:SOAM:SUMMary:CCHeck:MA:NAMe:FORMat?

Description	This query returns whether it is unexpected format of the MA NAME of last received CCM frame. At *RST condition, this value is device dependent. Navigation Path: Results > Summary > Continuity Check > MA Name > CCM
Syntax	:FETCh:DATA:TELecom:SOAM:SUMMary:CCHeck:MA:NAMe:FORMat?
Response Syntax	<MA Name Format>
Response(s)	**MA Name Format**: The response data syntax for the first parameter is defined as a <BOOLEAN RESPONSE DATA> element. Returns the status of MA Name format
Example(s)	FETC:DATA:TEL:SOAM:SUMM:CCH:MA:NAME:FORM?
See Also	FETCh:DATA:TELecom:SOAM:SUMM:CCH:STAT?

:FETCh:DATA:TELecom:SOAM:SUMMary:CCHeck:MD:LEVel:CCM?

Description

This query returns the MD Level of last received CCM frame.

At *RST condition, this value is device dependent.

Navigation Path: Results > Summary > Continuity Check > MID Level > CCM

Syntax

:FETCh:DATA:TELecom:SOAM:SUMMary:CCHeck:MD:LEVel:CCM?

Response Syntax

<MD Level>

Response(s)

MD Level:

The response data syntax for the first parameter is defined as a <CHARACTER RESPONSE DATA> element.

Returns the MD Level.

0, 0 is selected as MD Level

1, 1 is selected as MD Level

2, 2 is selected as MD Level

3, 3 is selected as MD Level

4, 4 is selected as MD Level

5, 5 is selected as MD Level

6, 6 is selected as MD Level

7, 7 is selected as MD Level

Example(s)

FETC:DATA:TEL:SOAM:SUMM:CCH:MD:LEV:CCM?

See Also

FETCh:DATA:TELecom:SOAM:SUMM:CCH:TX:CCM:COUN?

:FETCh:DATA:TELecom:SOAM:SUMMary:CCHeck:MEG:ID:CCM?

Description	This query returns the MEG ID of last received CCM frame. At *RST condition, this value is device dependent. Navigation Path: Results > Summary > Continuity Check > MEG ID > CCM
Syntax	:FETCh:DATA:TELecom:SOAM:SUMMary:CCHeck:MEG:ID:CCM?
Response Syntax	<MEG Id>
Response(s)	**MEG Id**: The response data syntax for the first parameter is defined as a <STRING RESPONSE DATA> element. Returns the MEG ID of last received CCM frame.
Example(s)	FETC:DATA:TEL:SOAM:SUMM:CCH:MEG:ID:CCM?
See Also	FETCh:DATA:TELecom:SOAM:SUMM:RES:LOOPback?

:FETCh:DATA:TELecom:SOAM:SUMMary:CCHeck:MEG:ID:FORMat?

Description	This query returns whether it is unexpected format of the MEG ID of last received CCM frame. At *RST condition, this value is device dependent. Navigation Path: Results > Summary > Continuity Check > MEG ID > CCM
Syntax	:FETCh:DATA:TELecom:SOAM:SUMMary:CCHeck:MEG:ID:FORMat?
Response Syntax	<MEG Id Format>
Response(s)	**MEG Id Format**: The response data syntax for the first parameter is defined as a <BOOLEAN RESPONSE DATA> element. Returns the status of MEG Id format
Example(s)	FETC:DATA:TEL:SOAM:SUMM:CCH:MEG:ID:FORM?
See Also	FETCh:DATA:TELecom:SOAM:SUMM:RES:LOOPback?

:FETCh:DATA:TELecom:SOAM:SUMMary:CCHeck:MEG:LEVel:CCM?

Description	This query returns the MEG Level of last received CCM frame. At *RST condition, this value is device dependent. Navigation Path: Results > Summary > Continuity Check > MEG Level > CCM
Syntax	:FETCh:DATA:TELecom:SOAM:SUMMary:CCHeck:MEG:LEVel:CCM?
Response Syntax	<MEG Level>
Response(s)	**MEG Level**: The response data syntax for the first parameter is defined as a <CHARACTER RESPONSE DATA> element. Returns the MEG Level. 0, 0 is selected as MEG Level. 1, 1 is selected as MEG Level. 2, 2 is selected as MEG Level. 3, 3 is selected as MEG Level. 4, 4 is selected as MEG Level. 5, 5 is selected as MEG Level. 6, 6 is selected as MEG Level. 7, 7 is selected as MEG Level.
Example(s)	FETC:DATA:TEL:SOAM:SUMM:CCH:MEG:LEV:CCM?
See Also	FETCh:DATA:TELecom:SOAM:SUMM:RES:TEST?

:FETCh:DATA:TELecom:SOAM:SUMMary:CCHeck:MEP:ID:CCM?

Description	This query returns the MEP ID of last received CCM frame. At *RST condition, this value is device dependent. Navigation Path: Results > Summary > Continuity Check > MEP ID > CCM
Syntax	:FETCh:DATA:TELecom:SOAM:SUMMary:CCHeck:MEP:ID:CCM?
Response Syntax	<MEP Id>
Response(s)	**MEP Id**: The response data syntax for the first parameter is defined as a <NR1 NUMERIC RESPONSE DATA> element. Returns the Local MEP Id values in hexadecimal format.
Example(s)	FETC:DATA:TEL:SOAM:SUMM:CCH:MEP:ID:CCM?
See Also	FETCh:DATA:TELecom:SOAM:SUMM:RES:FDEL:MAX?

:FETCh:DATA:TELecom:SOAM:SUMMary:CCHeck:PERiod:CCM?

Description	This query returns the Period of last received CCM frame. At *RST condition, this value is device dependent. Navigation Path: Results > Summary > Continuity Check > Period > CCM
Syntax	:FETCh:DATA:TELecom:SOAM:SUMMary:CCHeck:PERiod:CCM?
Response Syntax	<Period>
Response(s)	**Period**: The response data syntax for the first parameter is defined as a <CHARACTER RESPONSE DATA> element. Returns the Period. P333MS, 3.33 MilliSeconds is selected as period P10MS, 10 MilliSeconds is selected as period P100MS,100 MilliSeconds is selected as period P1S, 1 Second is selected as period P10S, 10 Seconds is selected as period P1MIN, 1 Minute is selected as period P10MIN, 10 Minutes is selected as period
Example(s)	FETC:DATA:TEL:SOAM:SUMM:CCH:PER:CCM?
See Also	FETCh:DATA:TELecom:SOAM:SUMM:RES:FLOS:RAT?

:FETCh:DATA:TELecom:SOAM:SUMMary:CCHeck:RX:CCM:COUNt?

Description	This query returns the S-OAM Traffic Monitoring Statistics RX CCM Count At *RST condition, this value is device dependent. Navigation Path: Results > Summary > Continuity Check > RX CCM > Count
Syntax	:FETCh:DATA:TELecom:SOAM:SUMMary:CCHeck:RX:CCM:COUNt?
Response Syntax	<Value>
Response(s)	**Value**: The response data syntax for the first parameter is defined as a <NR1 NUMERIC RESPONSE DATA> element. Returns the Rx CCM Count.
Example(s)	FETC:DATA:TEL:SOAM:SUMM:CCH:RX:CCM:COUN?
See Also	FETCh:DATA:TELecom:SOAM:SUMM:RES:SLOS:MEAS?

:FETCh:DATA:TELecom:SOAM:SUMMary:CCHeck:STATus?

Description

This query returns the Continuity check function shall report a Test Status

At *RST condition, this value is device dependent.

Navigation Path: Results > Summary > Continuity check > Status

Continuity Check function shall report the content of the last received CCM frame

Syntax

:FETCh:DATA:TELecom:SOAM:SUMMary:CCHeck:STATus?

Response Syntax

<Status>

Response(s)

Status:

The response data syntax for the first parameter is defined as a <CHARACTER RESPONSE DATA> element.

Returns the Continuity Check function running Status.

LOSSOFCONTINUTY, LOSSOFCONTINUTY is selected as type of Continuity Check function running Status.

MISMERGE, MISMERGE is selected as type of Continuity Check function running Status.

UNEXPECTEDMEGLEVEL, UNEXPECTEDMEGLEVEL is selected as type of Continuity Check function running Status.

UNEXPECTEDMDLEVEL, UNEXPECTEDMDLEVEL is selected as type of Continuity Check function running Status.

UNEXPECTEDMEP, UNEXPECTEDMEP is selected as type of Continuity Check function running Status.

UNEXPECTEDPERIOD, UNEXPECTEDPERIOD is selected as type of Continuity Check function running Status.

RECEIVINGCCMS, RECEIVINGCCMS is selected as type of Continuity Check function running Status.

Example(s)

FETC:DATA:TEL:SOAM:SUMM:CCH:STAT?

See Also

FETCh:DATA:TELecom:SOAM:SUMM:RES:FDEL:MEAS?

:FETCh:DATA:TELecom:SOAM:SUMMary:CCHeck:TX:CCM:COUNt?

Description	This query returns the S-OAM Traffic Monitoring Statistics summary TX CCM Count At *RST condition, this value is device dependent. Navigation Path: Results > Summary > Continuity Check > TX CCM > Count
Syntax	:FETCh:DATA:TELecom:SOAM:SUMMary:CCHeck:TX:CCM:COUNt?
Response Syntax	<Value>
Response(s)	**Value**: The response data syntax for the first parameter is defined as a <NR1 NUMERIC RESPONSE DATA> element. Returns the Tx CCM Count.
Example(s)	FETC:DATA:TEL:SOAM:SUMM:CCH:TX:CCM:COUN?
See Also	FETCh:DATA:TELecom:SOAM:SUMM:RES:FLOS:MEAS?

:FETCh:DATA:TELecom:SOAM:SUMMary:LOOPback:RX:LINe:UTILization?

Description	This query returns the RX Line Utilization. At *RST condition, this value Range = 0 to 100%. Navigation Path: Results > Summary > Loopback > RX Line Utilization(%)
Syntax	:FETCh:DATA:TELecom:SOAM:SUMMary:LOOPback:RX:LINe:UTILization?
Response Syntax	<Value>
Response(s)	**Value**: The response data syntax for the first parameter is defined as a <NR2 NUMERIC RESPONSE DATA> element. Returns the Rx Line Utilizaltion.
Example(s)	FETC:DATA:TEL:SOAM:SUMM:LOOP:RX:LIN:UTIL?
See Also	FETCh:DATA:TELecom:SOAM:SUMM:FLOS:RAT?

:FETCh:DATA:TELecom:SOAM:SUMMary:RESults:FDELay:MAXimum?

Description	This query returns the Frame Loss Ratio value. At *RST condition, this value is device dependent. Navigation Path: Results > Summary > Results Summary > Frame Delay(ms)(Maximum) > Result
Syntax	:FETCh:DATA:TELecom:SOAM:SUMMary:RESults:FDELay:MAXimum?
Response Syntax	<Value>
Response(s)	**Value**: The response data syntax for the first parameter is defined as a <NR2 NUMERIC RESPONSE DATA> element. Returns the Frame delay maximum value.
Example(s)	FETC:DATA:TEL:SOAM:SUMM:RES:FDEL:MAX?
See Also	FETCh:DATA:TELecom:SOAM:SUMM:CCH:DOM:ID:CCM?

:FETCh:DATA:TELecom:SOAM:SUMMary:RESults:FDELay:MEASurement?

Description	This query returns the frame delay measurements successful & failed values At *RST condition, this value is device dependent. Navigation Path: Results > Summary > Results Summary > Frame Delay Measurement > Successful / Failed
Syntax	:FETCh:DATA:TELecom:SOAM:SUMMary:RESults:FDELay:MEASurement? <wsp><Result>
Parameter(s)	**Result**: The program data syntax for the first parameter is defined as a <CHARACTER PROGRAM DATA> element. Selects Successful or failed Frame delay measurement SUCCESSFUL: Successful Frame delay measurement FAILED: failed Frame delay measurement
Response Syntax	<Value>
Response(s)	**Value**: The response data syntax for the first parameter is defined as a <NR1 NUMERIC RESPONSE DATA> element. Returns the Frame delay successful or failed value.
Example(s)	FETC:DATA:TEL:SOAM:SUMM:RES:FDEL:MEAS? SUCCessful
See Also	FETCh:DATA:TELecom:SOAM:SUMM:CCH:RX:CCM:COUN?

:FETCh:DATA:TELecom:SOAM:SUMMary:RESults:FLOSs:MEASurement?

Description	This query returns the frame loss measurements successful & failed values At *RST condition, this value is device dependent. Navigation Path: Results > Summary > Results Summary > Frame Loss Measurement > Successful / Failed
Syntax	:FETCh:DATA:TELecom:SOAM:SUMMary:RESults:FLOSs:MEASurement? <wsp><Result>
Parameter(s)	**Result**: The program data syntax for the first parameter is defined as a <CHARACTER PROGRAM DATA> element. Selects Successful or failed Frame loss measurement SUCCESSFUL: Successful Frame loss measurement FAILED: failed Frame loss measurement
Response Syntax	<Value>
Response(s)	**Value**: The response data syntax for the first parameter is defined as a <NR1 NUMERIC RESPONSE DATA> element. Returns the Frame loss successful or failed value.
Example(s)	FETC:DATA:TEL:SOAM:SUMM:RES:FLOS:MEAS? SUCCessful
See Also	FETCh:DATA:TELecom:SOAM:SUMM:CCH:MEG:ID:CCM?

:FETCh:DATA:TELecom:SOAM:SUMMary:RESults:FLOSs:RATio?

Description	This query returns the Frame Delay maximum value. At *RST condition, this value is device dependent. Navigation Path: Results > Summary > Results Summary > Frame Loss Ratio > Result (NearEnd/FarEnd)
Syntax	:FETCh:DATA:TELecom:SOAM:SUMMary:RESults:FLOSs:RATio? <wsp><value>
Parameter(s)	**value**: The program data syntax for the first parameter is defined as a <CHARACTER PROGRAM DATA> element. Selects Near end or farend Frame loss ratio NEAREND: Successful Frame loss ratio FAREND: failed Frame loss ratio
Response Syntax	<Value>
Response(s)	**Value**: The response data syntax for the first parameter is defined as a <NR1 NUMERIC RESPONSE DATA> element. Returns the Frame loss ratio Nearend or Farend value.
Example(s)	FETC:DATA:TEL:SOAM:SUMM:RES:FLOS:RAT? FARend
See Also	FETCh:DATA:TELecom:SOAM:SUMM:CCH:MA:NAME:CCM?

:FETCh:DATA:TELecom:SOAM:SUMMary:RESults:LOOPback?

Description

This query returns the loopbacks successful & failed values

At *RST condition, this value is device dependent.

Navigation Path: Results > Summary > Results Summary > Loopback

Syntax

:FETCh:DATA:TELecom:SOAM:SUMMary:RESults:LOOPback? <wsp><Result>

Parameter(s)

Result:

The program data syntax for the first parameter is defined as a <CHARACTER PROGRAM DATA> element.

Selects Successful or failed Loopback measurement

SUCCESSFUL: Successful Loopback measurement

FAILED: failed Loopback measurement

Response Syntax

<Value>

Response(s)

Value:

The response data syntax for the first parameter is defined as a <NR1 NUMERIC RESPONSE DATA> element.

Returns the Loopback successful or failed value.

Example(s)

FETC:DATA:TEL:SOAM:SUMM:RES:LOOPback? SUCCessful

See Also

FETCh:DATA:TELecom:SOAM:SUMM:CCH:MEP:ID:CCM?

:FETCh:DATA:TELecom:SOAM:SUMMary:RESults:SLOSs:MEASurement?

Description	This query returns the synthetic loss measurements successful & failed values At *RST condition, this value is device dependent. Navigation Path: Results > Summary > Results Summary > Synthetic Loss Measurement > Successful / Failed
Syntax	:FETCh:DATA:TELecom:SOAM:SUMMary:RESults:SLOSs:MEASurement? <wsp><Result>
Parameter(s)	**Result**: The program data syntax for the first parameter is defined as a <CHARACTER PROGRAM DATA> element. Selects Successful or failed Synthetic loss measurement SUCCESSFUL: Successful Synthetic loss measurement FAILED: failed Synthetic loss measurement
Response Syntax	<Value>
Response(s)	**Value**: The response data syntax for the first parameter is defined as a <NR1 NUMERIC RESPONSE DATA> element. Returns the Synthetic loss successful or failed value.
Example(s)	FETC:DATA:TEL:SOAM:SUMM:RES:SLOS:MEAS? SUCCessful
See Also	FETCh:DATA:TELecom:SOAM:SUMM:CCH:MEG:LEV:CCM?

:FETCh:DATA:TELecom:SOAM:SUMMary:RESults:SLOSs:RATio?

Description

This query returns the Synthetic Loss Ratio value.

At *RST condition, this value is device dependent.

Navigation Path: Results > Summary > Results Summary > Synthetic Loss Ratio > Result (NearEnd/FarEnd)

Syntax

:FETCh:DATA:TELecom:SOAM:SUMMary:RESults:SLOSs:RATio? <wsp><value>

Parameter(s)

value:

The program data syntax for the first parameter is defined as a <CHARACTER PROGRAM DATA> element.

Selects Near end or farend Sythetic loss ratio

NEAREND: Successful Sythetic loss ratio

FAREND: failed Sythetic loss ratio

Response Syntax

<Value>

Response(s)

Value:

The response data syntax for the first parameter is defined as a <NR1 NUMERIC RESPONSE DATA> element.

Returns the Sythetic loss ratio Nearend or Farend value.

Example(s)

FETC:DATA:TEL:SOAM:SUMM:RES:SLOS:RAT? FARend

See Also

FETCh:DATA:TELecom:SOAM:SUMM:CCH:MD:LEV:CCM?

:FETCh:DATA:TELecom:SOAM:SUMMary:RESults:TEST?

Description

This query returns the tests successful & failed values

At *RST condition, this value is device dependent.

Navigation Path: Results > Summary > Results Summary > Test

Syntax

:FETCh:DATA:TELecom:SOAM:SUMMary:RESults:TEST? <wsp><Result>

Parameter(s)

Result:

The program data syntax for the first parameter is defined as a <CHARACTER PROGRAM DATA> element.

Selects Successful or failed Test measurement

SUCCESSFUL: Successful Test measurement

FAILED: failed Test measurement

Response Syntax

<Value>

Response(s)

Value:

The response data syntax for the first parameter is defined as a <NR1 NUMERIC RESPONSE DATA> element.

Returns the Test successful or failed value.

Example(s)

FETC:DATA:TEL:SOAM:SUMM:RES:TEST? SUCCessful

See Also

FETCh:DATA:TELecom:SOAM:SUMM:CCH:PER:CCM?

:FETCh:DATA:TELecom:SOAM:SUMMary:TEST:RX:TST:RATE?

Description	This query returns the Test TST RX Rate. At *RST condition, this value is 0. Navigation Path: Results > Summary > Test > TXT RX Rate
Syntax	:FETCh:DATA:TELecom:SOAM:SUMMary:TEST:RX:TST:RATE?
Response Syntax	<Value>
Response(s)	**Value**: The response data syntax for the first parameter is defined as a <NR1 NUMERIC RESPONSE DATA> element. Returns the Rx Rate.
Example(s)	FETC:DATA:TEL:SOAM:SUMM:TEST:RX:TST:RATE?
See Also	FETCh:DATA:TELecom:SOAM:SUMM:RES:SLOS:RATE?

Summary (FC BERT)

:FETCh:DATA:TELecom:FIBer:RTLatency:AVERage?

Description	This query returns the round trip latency average value (ms). At *RST, this value is device dependent. Navigation Path: Results > Summary > Round-Trip Latency > Average
Syntax	:FETCh:DATA:TELecom:FIBer:RTLatency:AVERage?
Response Syntax	<Average>
Response(s)	**Average**: The response data syntax for the first parameter is defined as a <NR2 NUMERIC RESPONSE DATA> element. Returns the round trip latency average value.
Example(s)	FETC:DATA:TEL:FIB:RTL:AVER?
See Also	FETCh:DATA:TELecom:FIBer:PORT:FLOGin:STATus?

:FETCh:DATA:TELecom:FIBer:RTLatency:LAST?

Description

This query returns the round trip latency last value (ms).

At *RST, this value is device dependent.

Navigation Path: Results > Summary > Round-Trip Latency > Last

Syntax

:FETCh:DATA:TELecom:FIBer:RTLatency:LAST?

Response Syntax

<Last>

Response(s)

Last:

The response data syntax for the first parameter is defined as a <NR2 NUMERIC RESPONSE DATA> element.

Returns the round trip latency last value.

Example(s)

FETC:DATA:TEL:FIB:RTL:LAST?

See Also

FETCh:DATA:TELecom:ETHernet:STATus?

:FETCh:DATA:TELecom:FIBer:RTLatency:MAXimum?

Description

This query returns the round trip latency maximum value (ms).

At *RST, this value is device dependent.

Navigation Path: Results > Summary > Round-Trip Latency > Maximum

Syntax

:FETCh:DATA:TELecom:FIBer:RTLatency:MAXimum?

Response Syntax

<Maximum>

Response(s)

Maximum:

The response data syntax for the first parameter is defined as a <NR2 NUMERIC RESPONSE DATA> element.

Returns the round trip latency maximum value.

Example(s)

FETC:DATA:TEL:FIB:RTL:MAX?

See Also

FETCh:DATA:TELecom:FIBer:PORT:PLOGin:STATus?

:FETCh:DATA:TELecom:FIBer:RTLatency:MINimum?

Description
This query returns the round trip latency minimum value (ms).
At *RST, this value is device dependent.
Navigation Path: Results > Summary > Round-Trip Latency > Minimum

Syntax
:FETCh:DATA:TELecom:FIBer:RTLatency:MINimum?

Response Syntax
<Minimum>

Response(s)
Minimum:
The response data syntax for the first parameter is defined as a <NR2 NUMERIC RESPONSE DATA> element.
Returns the round trip latency minimum value.

Example(s)
FETC:DATA:TEL:FIB:RTL:MIN?

See Also
FETCh:DATA:TELecom:FIBer:PORT:FLOGin:STATus?

:FETCh:DATA:TELecom:FIBer:RTLatency:SAMPles?

Description

This query returns the number of latency data points (ms).

At *RST, this value is device dependent.

Navigation Path: Results > Summary > Round-Trip Latency > Samples

Syntax

:FETCh:DATA:TELecom:FIBer:RTLatency:SAMPles?

Response Syntax

<Samples>

Response(s)

Samples:

The response data syntax for the first parameter is defined as a <NR2 NUMERIC RESPONSE DATA> element.

Returns the number of latency data points.

Example(s)

FETC:DATA:TEL:FIB:RTL:SAMP?

See Also

FETCh:DATA:TELecom:FIBer:PORT:PLOGin:STATus?

:FETCh:DATA:TELecom:FIBer:RTLatency:THReshold:VERDict?

Description

This query returns the Status of Latency Verdict.

At *RST condition, this value is device dependent.

Navigation Path: Results > Summary > Round-Trip Latency > Maximum Verdict

Syntax

:FETCh:DATA:TELecom:FIBer:RTLatency:THReshold:VERDict?

Response Syntax

<STATUS>

Response(s)

STATUS:

The response data syntax for the first parameter is defined as a <CHARACTER RESPONSE DATA> element.

Returns the status of Pattern Verdict.

PASS, verdict is Pass.

FAIL, verdict is Fail.

Example(s)

FETC:DATA:TEL:FIB:RTL:THR:VERD?

See Also

FETCh:DATA:TELecom:PATTern:ALARm:PATTern:SEConds?

:FETCh:DATA:TELecom:FIBer:STReam:BYTE:COUNt?

Description

This query returns the total number of bytes transmitted/received on the line.

At *RST, this value is device dependent.

Navigation Path: Results > Summary > Traffic > Byte Count > Tx / Rx

Syntax

:FETCh:DATA:TELecom:FIBer:STReam:BYTE:COUNt? <wsp><Mode>

Parameter(s)

Mode:

The program data syntax for the first parameter is defined as a <CHARACTER PROGRAM DATA> element.

Selects the mode.

TX: Transmitter mode.

RX: Receiver mode.

Response Syntax

<Count>

Response(s)

Count:

The response data syntax for the first parameter is defined as a <NR2 NUMERIC RESPONSE DATA> element.

Returns the total number of bytes transmitted/received.

Example(s)

FETC:DATA:TEL:FIB:STR:BYTE:COUN? TX

See Also

FETCh:DATA:TELecom:FIBer:PORT:FLOGin:STATus?

:FETCh:DATA:TELecom:FIBer:STReam:ESTimated:BBCRedit?

Description

This query returns the Estimated BB Credit.

At *RST, this value is device dependent.

Navigation Path: Results > Summary > Round-Trip Latency > Estimated BB_Credit

Syntax

:FETCh:DATA:TELecom:FIBer:STReam:ESTimated:BBCRedit?

Response Syntax

<Threshold>

Response(s)

Threshold:

The response data syntax for the first parameter is defined as a <NR1 NUMERIC RESPONSE DATA> element.

Returns the round trip latency threshold value.

Example(s)

FETC:DATA:TEL:FIB:STR:EST:BBCR?

See Also

FETCh:DATA:TELecom:ETHernet:STATus?

:FETCh:DATA:TELecom:FIBer:STReam:FRAMe:COUNt?

Description

This query returns the number of frames transmitted/received.

At *RST, this value is device dependent.

Navigation Path: Results > Summary > Traffic > Frame Count > Tx / Rx

Syntax

:FETCh:DATA:TELecom:FIBer:STReam:FRAMe:COUNt? <wsp><Mode>

Parameter(s)

Mode:

The program data syntax for the first parameter is defined as a <CHARACTER PROGRAM DATA> element.

Selects the mode.

TX: Transmitter mode.

RX: Receiver mode.

Response Syntax

<Count>

Response(s)

Count:

The response data syntax for the first parameter is defined as a <NR2 NUMERIC RESPONSE DATA> element.

Returns the total number of frames transmitted/received.

Example(s)

FETC:DATA:TEL:FIB:STR:FRAM:COUN? TX

See Also

FETCh:DATA:TELecom:FIBer:PORT:FLOGin:STATus?

:FETCh:DATA:TELecom:FIBer:STReam:FRAMe:RATE?

Description

This query returns frame rate (Frames/s) transmitted/received on the line.

At *RST, this value is device dependent.

Navigation Path: Results > Summary > Traffic > Frame Rate > Tx / Rx

Syntax

:FETCh:DATA:TELecom:FIBer:STReam:FRAMe:RATE? <wsp><Mode>

Parameter(s)

Mode:

The program data syntax for the first parameter is defined as a <CHARACTER PROGRAM DATA> element.

Selects the mode.

TX: Transmitter mode.

RX: Receiver mode.

Response Syntax

<Rate>

Response(s)

Rate:

The response data syntax for the first parameter is defined as a <NR2 NUMERIC RESPONSE DATA> element.

Returns the frame rate (Frames/s) transmitted/received.

Example(s)

FETC:DATA:TEL:FIB:STR:FRAM:RATE? TX

See Also

FETCh:DATA:TELecom:FIBer:PORT:PLOGin:STATus?

:FETCh:DATA:TELecom:FIBer:STReam:LINE:UTILization?

Description

This query returns line utilization (%).

At *RST, this value is device dependent.

Navigation Path: Results > Summary > Traffic > Line Utilization > Tx / Rx

Syntax

:FETCh:DATA:TELecom:FIBer:STReam:LINE:UTILization? <wsp><Mode>

Parameter(s)

Mode:

The program data syntax for the first parameter is defined as a <CHARACTER PROGRAM DATA> element.

Selects the mode.

TX: Transmitter mode.

RX: Receiver mode.

Response Syntax

<Utilization>

Response(s)

Utilization:

The response data syntax for the first parameter is defined as a <NR2 NUMERIC RESPONSE DATA> element.

Returns the Line Utilization (%) transmitted/received.

Example(s)

FETC:DATA:TEL:FIB:STR:LINE:UTIL? TX

See Also

FETCh:DATA:TELecom:FIBer:PORT:FLOGin:STATus?

Summary (RFC 6349)

:FETCh:DATA:TELecom:ETHernet:RFC:MINimum:RTT?

Description	This query returns the Minimum RTT. At *RST, this value is device dependent. Navigation Path: Results > Summary > Minimum RTT(ms)
Syntax	:FETCh:DATA:TELecom:ETHernet:RFC:MINimum:RTT?
Response Syntax	<Minimum RTT>
Response(s)	**Minimum RTT**: The response data syntax for the first parameter is defined as a <STRING RESPONSE DATA> element. Returns the Minimum RTT.
Example(s)	FETC:DATA:TEL:ETH:RFC:MIN:RTT? Returns the Minimum RTT
See Also	FETCh:DATA:TELecom:ETHernet:RFC:MTU?

:FETCh:DATA:TELecom:ETHernet:RFC:MTU?

Description

This query returns the Maximum Transfer Unit

At *RST, this value is device dependent.

Navigation Path: Results > Summary > MTU (Bytes)

Syntax

:FETCh:DATA:TELecom:ETHernet:RFC:MTU?

Response Syntax

<MTU>

Response(s)

MTU:

The response data syntax for the first parameter is defined as a <STRING RESPONSE DATA> element.

Returns the Maximum Transfer Unit.

Example(s)

FETC:DATA:TEL:ETH:RFC:MTU?

Returns the Maximum Transfer Unit

See Also

FETCh:DATA:TELecom:ETHernet:RFC:MINimum:RTT?

:FETCh:DATA:TELecom:ETHernet:RFC:TCP:THRoughput:ACTUal:L:VERDict?

Description

This query returns the average of actual TCP Throughput metric verdict

At *RST, this value is device dependent.

Navigation Path: Results > Summary > TCP Throughput > Actual L4 verdict.

Syntax

:FETCh:DATA:TELecom:ETHernet:RFC:TCP:THRoughput:ACTUal:L:VERDict? <wsp><Direction>

Parameter(s)

Direction:

The program data syntax for the first parameter is defined as a <CHARACTER PROGRAM DATA> element.

Selects the Direction.

LTORemote: Local to Remote

RTOLocal: Remote to Local

Response Syntax

<Verdict>

Response(s)

Verdict:

The response data syntax for the first parameter is defined as a <CHARACTER RESPONSE DATA> element.

Returns the TCP Throughput metric verdict.

PASS, Verict is Pass.

FAIL, Verdict is Fail.

UNDEFINED, Undefined verdict.

Example(s)

FETC:DATA:TEL:ETH:RFC:TCP:THR:ACTU:L:VERD? LTOR

Returns the actual TCP Throughput metric verdict for local to remote.

See Also

FETCh:DATA:TELecom:ETHernet:RFC:TCP:THRoughput:ACTUal:L?

:FETCh:DATA:TELecom:ETHernet:RFC:TCP:THRoughput:ACTUal:L?

Description

This query returns the average of actual TCP Throughput metric.

At *RST, this value is device dependent.

Navigation Path: Results > Summary > TCP Throughput > Actual L4

Syntax

:FETCh:DATA:TELecom:ETHernet:RFC:TCP:THRoughput:ACTUal:L? <wsp><Direction>

Parameter(s)

Direction:

The program data syntax for the first parameter is defined as a <CHARACTER PROGRAM DATA> element.

Selects the Direction.

LTORemote: Local to Remote

RTOLocal: Remote to Local

Response Syntax

<Actual L>

Response(s)

Actual L:

The response data syntax for the first parameter is defined as a <STRING RESPONSE DATA> element.

Returns the average of actual TCP Throughput metric.

Example(s)

FETC:DATA:TEL:ETH:RFC:TCP:THR:ACTU:L? LTOR

Returns the Actual L value for local to remote.

See Also

FETCh:DATA:TELecom:ETHernet:RFC:TCP:THRoughput:WINDow?

:FETCh:DATA:TELecom:ETHernet:RFC:TCP:THRoughput:BUFFer:DELay?

Description

This query returns the ideal Buffer Delay metric.

At *RST, this value is device dependent.

Navigation Path: Results > Summary > TCP Throughput > Buffer Delay

Syntax

:FETCh:DATA:TELecom:ETHernet:RFC:TCP:THRoughput:BUFFer:DELay? <wsp><Direction>

Parameter(s)

Direction:

The program data syntax for the first parameter is defined as a <CHARACTER PROGRAM DATA> element.

Selects the Direction.

LTORemote: Local to Remote

RTOLocal: Remote to Local

Response Syntax

<Buffer delay>

Response(s)

Buffer delay:

The response data syntax for the first parameter is defined as a <STRING RESPONSE DATA> element.

Returns the Buffer Delay

Example(s)

FETC:DATA:TEL:ETH:RFC:TCP:THR:BUFF:DEL? LTOR

Returns ideal Buffer Delay metric for local to remote.

See Also

FETCh:DATA:TELecom:ETHernet:RFC:TCP:THRoughput:TCP:EFFiciency?

:FETCh:DATA:TELecom:ETHernet:RFC:TCP:THRoughput:IDEal:L?

Description

This query returns the ideal TCP throughput metric.

At *RST, this value is device dependent.

Navigation Path: Results > Summary > TCP Throughput > Ideal L4

Syntax

:FETCh:DATA:TELecom:ETHernet:RFC:TCP:THRoughput:IDEal:L? <wsp><Direction>

Parameter(s)

Direction:

The program data syntax for the first parameter is defined as a <CHARACTER PROGRAM DATA> element.

Selects the Direction.

LTORemote: Local to Remote

RTOLocal: Remote to Local

Response Syntax

<Ideal L>

Response(s)

Ideal L:

The response data syntax for the first parameter is defined as a <STRING RESPONSE DATA> element.

Returns the Ideal L

Example(s)

FETC:DATA:TEL:ETH:RFC:TCP:THR:IDE:L? LTOR

Returns the Ideal L for local to remote.

See Also

FETCh:DATA:TELecom:ETHernet:RFC:TCP:THRoughput:IDEal:L?

:FETCh:DATA:TELecom:ETHernet:RFC:TCP:THRoughput:RWBoost?

Description

This query returns the recommended window boost metric.

At *RST, this value is device dependent.

Navigation Path: Results > Summary > TCP Throughput > Recommended Window Boost

Syntax

:FETCh:DATA:TELecom:ETHernet:RFC:TCP:THRoughput:RWBoost? <wsp><Direction>

Parameter(s)

Direction:

The program data syntax for the first parameter is defined as a <CHARACTER PROGRAM DATA> element.

Selects the Direction.

LTORemote: Local to Remote.

RTOLocal: Remote to Local.

Response Syntax

<Recommended Window Boost>

Response(s)

Recommended Window Boost:

The response data syntax for the first parameter is defined as a <NR2 NUMERIC RESPONSE DATA> element.

Return the Recommended Window Boost.

Example(s)

FETC:DATA:TEL:ETH:RFC:TCP:THR:RBW? LTOR

Returns recommended Window Boost metric for Locat to Remote.

See Also

FETC:DATA:TEL:ETH:RFC:TCPTHR:BUFF:DEL?

:FETCh:DATA:TELecom:ETHernet:RFC:TCP:THRoughput:TCP:EFFiciency?

Description

This query returns the TCP Efficiency metric.

At *RST, this value is device dependent.

Navigation Path: Results > Summary > TCP Throughput > TCP Efficiency

Syntax

:FETCh:DATA:TELecom:ETHernet:RFC:TCP:THRoughput:TCP:EFFiciency? <wsp><Direction>

Parameter(s)

Direction:

The program data syntax for the first parameter is defined as a <CHARACTER PROGRAM DATA> element.

Selects the Direction.

LTORemote: Local to Remote

RTOLocal: Remote to Local

Response Syntax

<TCP Efficiency>

Response(s)

TCP Efficiency:

The response data syntax for the first parameter is defined as a <STRING RESPONSE DATA> element.

Returns the TCP Efficiency metric

Example(s)

FETC:DATA:TEL:ETH:RFC:TCP:THR:TCP:EFF? LTOR

Returns TCP Efficiency metric value for local to remote.

See Also

FETCh:DATA:TELecom:ETHernet:RFC:TCP:THRoughput:THReshold?

:FETCh:DATA:TELecom:ETHernet:RFC:TCP:THRoughput:THReshold?

Description

This query returns the average of actual TCP Throughput threshold.

At *RST, this value is device dependent.

Navigation Path: Results > Summary > TCP Throughput > TCP Throughput threshold

Syntax

:FETCh:DATA:TELecom:ETHernet:RFC:TCP:THRoughput:THReshold? <wsp><Direction>

Parameter(s)

Direction:

The program data syntax for the first parameter is defined as a <CHARACTER PROGRAM DATA> element.

Selects the Direction.

LTORemote: Local to Remote

RTOLocal: Remote to Local

Response Syntax

<Threshold>

Response(s)

Threshold:

The response data syntax for the first parameter is defined as a <STRING RESPONSE DATA> element.

Returns the average of actual TCP Throughput threshold

Example(s)

FETC:DATA:TEL:ETH:RFC:TCP:THR:THR? LTOR

Returns TCP Throughput threshold for local to remote.

See Also

FETCh:DATA:TELecom:ETHernet:RFC:TCP:THRoughput:BUFFer:DELay?

:FETCh:DATA:TELecom:ETHernet:RFC:TCP:THRoughput:WINDow?

Description

This query returns the TCP Throughput Total Max Window.

At *RST, this value is device dependent.

Navigation Path: Results > Summary > TCP Throughput > Window

Syntax

:FETCh:DATA:TELecom:ETHernet:RFC:TCP:THRoughput:WINDow? <wsp><Direction>

Parameter(s)

Direction:

The program data syntax for the first parameter is defined as a <CHARACTER PROGRAM DATA> element.

Selects the Direction.

LTORemote: Local to Remote

RTOLocal: Remote to Local

Response Syntax

<Max Window>

Response(s)

Max Window:

The response data syntax for the first parameter is defined as a <STRING RESPONSE DATA> element.

Returns the Total Max Window

Example(s)

FETC:DATA:TEL:ETH:RFC:TCP:THR:WINDOW? RTOL

Returns TCP Throuput Total Max Window for remote to local.

See Also

FETCh:DATA:TELecom:ETHernet:RFC:TCP:THRoughput:BUFFer:DELay?

:FETCh:DATA:TELecom:ETHernet:RFC:WINDow:SWEep:ACTUal:L?

Description

This query returns the each step average TCP throughput metric

At *RST, this value is device dependent.

Navigation Path: Results > Summary > Window Sweep > Actual L4

Syntax

:FETCh:DATA:TELecom:ETHernet:RFC:WINDow:SWEep:ACTUal:L? <wsp><Step>, <Direction>

Parameter(s)

Step:

The program data syntax for the first parameter is defined as a <DECIMAL NUMERIC PROGRAM DATA> element.

Selects the step from 1 to 4

Direction:

The program data syntax for the second parameter is defined as a <CHARACTER PROGRAM DATA> element.

Selects the Direction.

LTORemote: Local to Remote

RTOLocal: Remote to Local

Response Syntax

<Sweep L>

Response(s)

Sweep L:

The response data syntax for the first parameter is defined as a <STRING RESPONSE DATA> element.

Returns the Window sweep actual L.

Example(s)

FETC:DATA:TEL:ETH:RFC:WIND:SWE:ACTU:L? 1,LTOR

Returns the average TCP throughput metric for step1 local to remote.

See Also

FETCh:DATA:TELecom:ETHernet:RFC:TCP:THRoughput:ACTUal:L?

:SOURce:DATA:TELecom:ETHernet:RFC:TCP:THRoughput:RWBoost:APPLy

Description	This command applies the Recommened Window Boost factor to the configurable Window Boost Factor. This is an action command and has no default value. Navigation Path: Setup > RFC6349 > Test Configurator > RFC6349 > Apply Recommended Window Boost.
Syntax	:SOURce:DATA:TELecom:ETHernet:RFC:TCP:THRoughput:RWBoost:APPLy
Response Syntax	<Sweep L>
Example(s)	SOUR:DATA:TEL:ETH:RFC:TCP:THR:RWB:APPL
See Also	SOUR:DATA:TEL:ETH:RFC:REST:DEF

Summary (Link OAM)

:FETCh:DATA:TELecom:LOAM:ALARm:CURRent?

Description	This query returns the Current status of the OAM alarms. At *RST condition, this value is set to device-dependent. Navigation Path: Results > Summary > Alarms > Current
Syntax	:FETCh:DATA:TELecom:LOAM:ALARm:CURRent? <wsp><Alarm>
Parameter(s)	**Alarm**: The program data syntax for the first parameter is defined as a <CHARACTER PROGRAM DATA> element. Selects the current status of the pattern alarm. CRITICALEVENT: Status of Critical Event. DYINGGASP: Status of Dying Gasp. LINKFAULT: Status of Link Fault. LINKOAM: Status of Link OAM.
Response Syntax	<Curr Alarm>
Response(s)	**Curr Alarm**: The response data syntax for the first parameter is defined as a <CHARACTER RESPONSE DATA> element. Return count of Current status of Alarm.
Example(s)	FETC:DATA:TEL:LOAM:ALAR:CURR? LINKOAM
See Also	FETCh:DATA:TELecom:CPRI:ERRor:COUNt?

:FETCh:DATA:TELecom:LOAM:ALARm:HISTory?

Description

This query returns the history status of the OAM alarms.

At *RST condition, this value is set to device-dependent.

Navigation Path: Results > Summary > Alarms > History

Syntax

:FETCh:DATA:TELecom:LOAM:ALARm:HISTory? <wsp><Alarm>

Parameter(s)

Alarm:

The program data syntax for the first parameter is defined as a <CHARACTER PROGRAM DATA> element.

Selects the history status of the pattern alarm.

CRITICALEVENT: Status of Critical Event.

DYINGGASP: Status of Dying Gasp.

LINKFAULT: Status of Link Fault.

LINKOAM: Status of Link OAM.

Response Syntax

<Hist Alarm>

Response(s)

Hist Alarm:

The response data syntax for the first parameter is defined as a <CHARACTER RESPONSE DATA> element.

Return count of History status Alarm.

Example(s)

FETC:DATA:TEL:LOAM:ALAR:HIST? LINKOAM

See Also

FETCh:DATA:TELecom:CPRI:ERRor:COUNt?

:FETCh:DATA:TELecom:LOAM:ALARm:SEConds?

Description

This query returns the Second of the OAM alarms.

At *RST condition, this value is set to device-dependent.

Navigation Path: Results > Summary > Alarms > Seconds

Syntax

:FETCh:DATA:TELecom:LOAM:ALARm:SEConds? <wsp><Alarm>

Parameter(s)

Alarm:

The program data syntax for the first parameter is defined as a <CHARACTER PROGRAM DATA> element.

Selects the number of seconds within which the alarm occurred.

CRITICALEVENT: No of Seconds Critical Event occurred.

DYINGGASP: No of Seconds Dying Gasp Occurred.

LINKFAULT: No of Seconds Link Fault Occurred.

LINKOAM: Status of Link OAM.

Response Syntax

<Sec Alarm>

Response(s)

Sec Alarm:

The response data syntax for the first parameter is defined as a <NR1 NUMERIC RESPONSE DATA> element.

Return count of No of Seconds Alarm occurred.

Example(s)

FETC:DATA:TEL:LOAM:ALAR:SEC? LINKOAM

See Also

FETCh:DATA:TELecom:CPRI:ERRor:COUNt?

:FETCh:DATA:TELecom:LOAM:FRAMe:COUNt:RX?

Description

This query returns the Rx Frame Count.

At *RST, this value is device dependent.

Navigation Path: Results > Summary > OAMPDU Frame Count > RX

Syntax

:FETCh:DATA:TELecom:LOAM:FRAMe:COUNt:RX? <wsp><Ftype>

Parameter(s)

Ftype:

The program data syntax for the first parameter is defined as a <CHARACTER PROGRAM DATA> element.

Selects the type of RX OAMPDU Frame count.

FINFormation: Information Frame Count.

FLBack: Loopback Control Count.

FTOTal: Total Frame Count.

FEVEnt: Total Event Notification Count

Response Syntax

<Rx Frame Count>

Response(s)

Rx Frame Count:

The response data syntax for the first parameter is defined as a <NR1 NUMERIC RESPONSE DATA> element.

Return Rx frame count of type Information or Loopback Control or Event Notification.

Example(s)

FETC:DATA:TEL:LOAM:FRAM:COUN:RX? FINFormation

See Also

FETCh:DATA:TELecom:TSCan:LINK:RATE?

:FETCh:DATA:TELecom:LOAM:FRAMe:COUNt:TX?

Description

This query returns the Tx Frame Count.

At *RST, this value is device dependent.

Navigation Path: Results > Summary > OAMPDU Frame Count > TX

Syntax

:FETCh:DATA:TELecom:LOAM:FRAMe:COUNt:TX? <wsp><Ftype>

Parameter(s)

Ftype:

The program data syntax for the first parameter is defined as a <CHARACTER PROGRAM DATA> element.

Selects the type of TX OAMPDU Frame count.

FINFormation: Information Frame Count.

FLBack: Loopback Control Count.

FTOTal: Total Frame Count.

Response Syntax

<Tx Frame Count>

Response(s)

Tx Frame Count:

The response data syntax for the first parameter is defined as a <NR1 NUMERIC RESPONSE DATA> element.

Return Tx frame count of type Information or Loopback Control or Event Notification.

Example(s)

FETC:DATA:TEL:LOAM:FRAM:COUN:TX? FINFormation

See Also

FETCh:DATA:TELecom:TSCan:LINK:RATE?

:FETCh:DATA:TELecom:LOAM:LBACk:STATus:FAILed?

Description	This query returns the Fail count status of Remote Loopback for Link OAM. At *RST, this value is device dependent. Navigation Path: Results > Summary > Loopback > Remote > Fail
Syntax	:FETCh:DATA:TELecom:LOAM:LBACk:STATus:FAILed?
Response Syntax	<Fail Count>
Response(s)	**Fail Count**: The response data syntax for the first parameter is defined as a <NR1 NUMERIC RESPONSE DATA> element. Return count of Fail attempt.
Example(s)	FETC:DATA:TEL:LOAM:LBAC:STAT:FAIL?
See Also	FETCh:DATA:TELecom:LOAM:LBACk:STATus:SUCCessful?

:FETCh:DATA:TELecom:LOAM:LBACk:STATus:SUCCessful?

Description	This query returns the Successful count status of Remote Loopback for Link OAM. At *RST, this value is device dependent. Navigation Path: Results > Summary > Loopback > Remote > Successful
Syntax	:FETCh:DATA:TELecom:LOAM:LBACk:STATus:SUCCessful?
Response Syntax	<Success Count>
Response(s)	**Success Count**: The response data syntax for the first parameter is defined as a <NR1 NUMERIC RESPONSE DATA> element. Return count of Successful attempt.
Example(s)	FETC:DATA:TEL:LOAM:LBAC:STAT:SUCC?
See Also	FETCh:DATA:TELecom:LOAM:LBACk:STATus:FAILed?

Summary (iOptics)

:FETCh:DATA:TELecom:IOPTics:BERT:ALARm:PLOSs?

Description	This query returns the Pass/Fail Verdict of P. Loss for Bit Error Test of connected transceiver for iOptics Application. At *RST condition, this value is Device Dependent. Navigation Path: Results > Summary > Sub-Test Sequence > Bit Error Test > P.Loss
Syntax	:FETCh:DATA:TELecom:IOPTics:BERT:ALARm:PLOSs?
Response Syntax	<Verdict>
Response(s)	**Verdict**: The response data syntax for the first parameter is defined as a <CHARACTER RESPONSE DATA> element. Returns the Pattern Loss Verdict of connected transceiver. ABSENT: Pattern Loss is not detected. PRESENT: Pattern Loss is detected. HISTORYPRESENT: Pattern Loss was detected previously.
Example(s)	FETC:DATA:TEL:IOPT:BERT:ALAR:PLOS?
See Also	FETC:DATA:TEL:CAUI:ALAR:LANE:HIST?

:FETCh:DATA:TELecom:IOPTics:BERT:COUNt:VERDict?

Description

This query returns the Pass/Fail Verdict for Count of Bit Error Test of connected transceiver for iOptics Application.

At *RST condition, this value is Device Dependent.

Navigation Path: Results > Summary > Sub-Test Sequence > Bit Error Test > Count Verdict

Syntax

:FETCh:DATA:TELecom:IOPTics:BERT:COUNt:VERDict?

Response Syntax

<Verdict>

Response(s)

Verdict:

The response data syntax for the first parameter is defined as a <CHARACTER RESPONSE DATA> element.

Returns the Count Verdict of connected transceiver.

PASS: Verdict is Pass.

FAIL: Verdict is Fail.

Example(s)

FETC:DATA:TEL:IOPT:BERT:COUN:VERD?

See Also

FETCh:DATA:TELecom:SOAM:SLOSs:STATus:VERDict?

:FETCh:DATA:TELecom:IOPTics:BERT:COUNt?

Description	This query returns the Bert Count of connected transceiver for iOptics Application. At *RST condition, this value is Device Dependent. Navigation Path: Results > Summary > Sub-Test Sequence > Bit Error Test > Count
Syntax	:FETCh:DATA:TELecom:IOPTics:BERT:COUNt?
Response Syntax	<Count>
Response(s)	**Count**: The response data syntax for the first parameter is defined as a <NR1 NUMERIC RESPONSE DATA> element. Returns the Bit Error Count for Bit Error Test of connected transceiver.
Example(s)	FETC:DATA:TEL:IOPT:BERT:COUN?
See Also	FETCh:DATA:TELecom:IOPTics:MONitoring:POWer:MAXimum?

:FETCh:DATA:TELecom:IOPTics:BERT:STATus?

Description

This query returns the Bit Error Test status of connected transceiver for iOptics Application.

At *RST condition, this value is Device Dependent.

Navigation Path: Results > Summary > Sub-Test Sequence > Bit Error Test

Syntax

:FETCh:DATA:TELecom:IOPTics:BERT:STATus?

Response Syntax

<Status>

Response(s)

Status:

The response data syntax for the first parameter is defined as a <CHARACTER RESPONSE DATA> element.

Returns the Bit Error Test Status.

PENDING: Pending

RUNNING: Testing

COMPLETED: Completed

ABORTED: Aborted

Example(s)

FETC:DATA:TEL:IOPT:BERT:STAT?

See Also

FETCh:DATA:TELecom:IOPTics:IINTerface:QCHeck:TEST:STATus?

:FETCh:DATA:TELecom:IOPTics:BERT:VERDict?

Description	This query returns the Pass/Fail Verdict for Bit Error Test of connected transceiver for iOptics Application. At *RST condition, this value is Device Dependent. Navigation Path: Results > Summary > Sub-Test Sequence > Bit Error Test > Verdict
Syntax	:FETCh:DATA:TELecom:IOPTics:BERT:VERDict?
Response Syntax	<Verdict>
Response(s)	**Verdict**: The response data syntax for the first parameter is defined as a <CHARACTER RESPONSE DATA> element. Returns the Verdict for Bit Error Test of connected transceiver. PASS: Verdict is Pass. FAIL: Verdict is Fail.
Example(s)	FETC:DATA:TEL:IOPT:BERT:VERD?
See Also	FETCh:DATA:TELecom:SOAM:SLOSs:STATus:VERDict?

:FETCh:DATA:TELecom:IOPTics:IINTerface:PINS:VERDict?

Description

This query returns the Pass/Fail Verdict of Pins of I/O Interface Quick Check Test of connected transceiver for iOptics Application.

At *RST condition, this value is Device Dependent.

Navigation Path: Results > Summary > Sub-Test Sequence > I/O Interface Quick Check > Pins > Verdict

Syntax

:FETCh:DATA:TELecom:IOPTics:IINTerface:PINS:VERDict?

Response Syntax

<Verdict>

Response(s)

Verdict:

The response data syntax for the first parameter is defined as a <CHARACTER RESPONSE DATA> element.

Returns the Pins Verdict.

PASS: Verdict is Pass.

FAIL: Verdict is Fail.

Example(s)

FETC:DATA:TEL:IOPT:IINT:PINS:VERD?

Returns: PASS

See Also

FETCh:DATA:TELecom:SOAM:SLOSs:STATus:VERDict?

:FETCh:DATA:TELecom:IOPTics:IINTerface:QCHeck:TEST:STATus?

Description	This query returns the I/O Interface Quick Check Test status of connected transceiver for iOptics Application. At *RST condition, this value is Device Dependent. Navigation Path: Results > Summary > Sub-Test Sequence > I/O Interface Quick Check
Syntax	:FETCh:DATA:TELecom:IOPTics:IINTerface:QCHeck:TEST:STATus?
Response Syntax	<Status>
Response(s)	**Status**: The response data syntax for the first parameter is defined as a <CHARACTER RESPONSE DATA> element. Returns the I/O Interface Quick Check Test Status. PENDING: Pending RUNNING: Testing COMPLETED: Completed ABORTED: Aborted
Example(s)	FETC:DATA:TEL:IOPT:IINT:QCH:TEST:STAT? Returns: COMPLETED
See Also	FETCh:DATA:TELecom:SOAM:SLOSs:STATus:VERDict?

:FETCh:DATA:TELecom:IOPTics:IINTerface:QCHeck:TEST:VERDict?

Description	This query returns the Pass/Fail Verdict of I/O Interface Quick Check Test of connected transceiver for iOptics Application. At *RST condition, this value is Device Dependent. Navigation Path: Results > Summary > Sub-Test Sequence > I/O Interface Quick Check > Verdict
Syntax	:FETCh:DATA:TELecom:IOPTics:IINTerface:QCHeck:TEST:VERDict?
Response Syntax	<Verdict>
Response(s)	**Verdict**: The response data syntax for the first parameter is defined as a <CHARACTER RESPONSE DATA> element. Returns the Verdict for I/O Interface Quick Check Test. PASS: Verdict is Pass. FAIL: Verdict is Fail.
Example(s)	FETC:DATA:TEL:IOPT:IINT:QCH:TEST:VERD? Returns: PASS
See Also	FETCh:DATA:TELecom:SOAM:SLOSs:STATus:VERDict?

:FETCh:DATA:TELecom:IOPTics:IINTerface:TYPe:VERDict?

Description

This query returns the Pass/Fail Verdict for I2C or MDIO Type Pins of I/O Interface Quick Check Test of connected transceiver for iOptics Application.

At *RST condition, this value is Device Dependent.

Navigation Path: Results > Summary > Sub-Test Sequence > I/O Interface Quick Check > I2C or MDIO > Verdict

Syntax

:FETCh:DATA:TELecom:IOPTics:IINTerface:TYPe:VERDict?

Response Syntax

<Verdict>

Response(s)

Verdict:

The response data syntax for the first parameter is defined as a <CHARACTER RESPONSE DATA> element.

Returns the MDIO or I2C verdict.

PASS: Verdict is Pass.

FAIL: Verdict is Fail.

Example(s)

FETC:DATA:TEL:IOPT:IINT:TYP:VERD?

Returns: PASS

See Also

FETCh:DATA:TELecom:SOAM:SLOSs:STATus:VERDict?

:FETCh:DATA:TELecom:IOPTics:MONitoring:CURRent:ACTual?

Description	This query returns the Actual Current Consumption of connected transceiver for iOptics Application. At *RST condition, this value is Device Dependent. Navigation Path: Results > Summary > Monitoring > Power Consumption > Current(A) Actual
Syntax	:FETCh:DATA:TELecom:IOPTics:MONitoring:CURRent:ACTual?
Response Syntax	<Current>
Response(s)	**Current**: The response data syntax for the first parameter is defined as a <NR2 NUMERIC RESPONSE DATA> element. Returns the Actual Current of connected transceiver.
Example(s)	FETC:DATA:TEL:IOPT:MON:CURR:ACT? Returns: 1.120000
See Also	FETCh:DATA:TELecom:IOPTics:MONitoring:POWer:ACTual?

:FETCh:DATA:TELecom:IOPTics:MONitoring:CURRent:MAXimum?

Description	This query returns the Maximum Current Consumption of connected transceiver for iOptics Application. At *RST condition, this value is Device Dependent. Navigation Path: Results > Summary > Monitoring > Power Consumption > Current(A) Maximum
Syntax	:FETCh:DATA:TELecom:IOPTics:MONitoring:CURRent:MAXimum?
Response Syntax	<MaxCurrent>
Response(s)	**MaxCurrent**: The response data syntax for the first parameter is defined as a <NR2 NUMERIC RESPONSE DATA> element. Returns the Maximum Current of connected transceiver.
Example(s)	FETC:DATA:TEL:IOPT:MON:CURR:MAX? Returns: 1.120000
See Also	FETCh:DATA:TELecom:IOPTics:MONitoring:POWer:MAXimum?

:FETCh:DATA:TELecom:IOPTics:MONitoring:POWer:ACTual?

Description	This query returns the Actual Power Consumption of connected transceiver for iOptics Application. At *RST condition, this value is Device Dependent. Navigation Path: Results > Summary > Monitoring > Power Consumption > Power(W) Actual
Syntax	:FETCh:DATA:TELecom:IOPTics:MONitoring:POWer:ACTual?
Response Syntax	<Power>
Response(s)	**Power**: The response data syntax for the first parameter is defined as a <NR2 NUMERIC RESPONSE DATA> element. Returns the Actual Power of connected transceiver.
Example(s)	FETC:DATA:TEL:IOPT:MON:POW:ACT? Returns: 1.120000
See Also	FETCh:DATA:TELecom:IOPTics:MONitoring:CURRent:ACTual?

:FETCh:DATA:TELecom:IOPTics:MONitoring:POWer:MAXimum?

Description	This query returns the Maximum Power Consumption of connected transceiver for iOptics Application. At *RST condition, this value is Device Dependent. Navigation Path: Results > Summary > Monitoring > Power Consumption > Power(W) Maximum
Syntax	:FETCh:DATA:TELecom:IOPTics:MONitoring:POWer:MAXimum?
Response Syntax	<MaxPower>
Response(s)	**MaxPower**: The response data syntax for the first parameter is defined as a <NR2 NUMERIC RESPONSE DATA> element. Returns the Maximum Power of connected transceiver.
Example(s)	FETC:DATA:TEL:IOPT:MON:POW:MAX? Returns: 1.120000
See Also	FETCh:DATA:TELecom:IOPTics:MONitoring:CURRent:MAXimum?

:FETCh:DATA:TELecom:IOPTics:MONitoring:POWer:VERDict?

Description

This query returns the Pass/Fail Verdict of Power Consumption Test of connected transceiver for iOptics Application.

At *RST condition, this value is Device Dependent.

Navigation Path: Results > Summary > Monitoring > Power Consumption > Verdict

Syntax

:FETCh:DATA:TELecom:IOPTics:MONitoring:POWer:VERDict?

Response Syntax

<Verdict>

Response(s)

Verdict:

The response data syntax for the first parameter is defined as a <CHARACTER RESPONSE DATA> element.

Returns the Verdict for Power Consumption Test Status of connected transceiver.

PASS: Verdict is Pass.

FAIL: Verdict is Fail.

Example(s)

FETC:DATA:TEL:IOPT:MON:POW:VERD?

Returns: PASS

See Also

FETCh:DATA:TELecom:SOAM:SLOSs:STATus:VERDict?

:FETCh:DATA:TELecom:IOPTics:MONitoring:TEMPerature:ACTual?

Description	This query returns the Actual Temperature of connected transceiver for iOptics Application. At *RST condition, this value is Device Dependent. Navigation Path: Results > Summary > Monitoring > Temperature > Temperature(C) Actual
Syntax	:FETCh:DATA:TELecom:IOPTics:MONitoring:TEMPerature:ACTual?
Response Syntax	<Temperature>
Response(s)	**Temperature**: The response data syntax for the first parameter is defined as a <NR2 NUMERIC RESPONSE DATA> element. Returns the Actual Temperature of connected transceiver.
Example(s)	FETC:DATA:TEL:IOPT:MON:TEMP:ACT? Returns: 23
See Also	FETCh:DATA:TELecom:IOPTics:MONitoring:CURRent:ACTual?

:FETCh:DATA:TELecom:IOPTics:MONitoring:TEMPerature:MAXimum?

Description	This query returns the Maximum Temperature of connected transceiver for iOptics Application. At *RST condition, this value is Device Dependent. Navigation Path: Results > Summary > Monitoring > Temperature > Temperature(C) Maximum
Syntax	:FETCh:DATA:TELecom:IOPTics:MONitoring:TEMPerature:MAXimum?
Response Syntax	<Temperature>
Response(s)	**Temperature**: The response data syntax for the first parameter is defined as a <NR2 NUMERIC RESPONSE DATA> element. Returns the Maximum Temperature of connected transceiver.
Example(s)	FETC:DATA:TEL:IOPT:MON:TEMP:MAX? Returns: 21
See Also	FETCh:DATA:TELecom:IOPTics:MONitoring:CURRent:ACTual?

:FETCh:DATA:TELecom:IOPTics:MONitoring:TEMPerature:VERDict?

Description	This query returns the Pass/Fail Verdict of Temperature Test of connected transceiver for iOptics Application. At *RST condition, this value is Device Dependent. Navigation Path: Results > Summary > Monitoring > Temperature > Verdict
Syntax	:FETCh:DATA:TELecom:IOPTics:MONitoring:TEMPerature:VERDict?
Response Syntax	<Verdict>
Response(s)	**Verdict**: The response data syntax for the first parameter is defined as a <CHARACTER RESPONSE DATA> element. Returns the Verdict for Temperature Test Status of connected transceiver. PASS: Verdict is Pass. FAIL: Verdict is Fail.
Example(s)	FETC:DATA:TEL:IOPT:MON:TEMP:VERD? Returns: PASS
See Also	FETCh:DATA:TELecom:SOAM:SLOSs:STATus:VERDict?

:FETCh:DATA:TELecom:IOPTics:MONitoring:TEST:STATus?

Description

This query returns the Test status of connected transceiver for iOptics Application.

At *RST condition, this value is Device Dependent.

Navigation Path: Results > Summary > Test Status

Syntax

:FETCh:DATA:TELecom:IOPTics:MONitoring:TEST:STATus?

Response Syntax

<Status>

Response(s)

Status:

The response data syntax for the first parameter is defined as a <CHARACTER RESPONSE DATA> element.

Returns the Test Status for connected transceiver.

CALIBRATING: Calibrating in progress

NOABORTCONDITION: No Aborted Condition

INVALIDDUT: Invalid Device Under Test

LASEROFF: Laser is Off

LOSSOFSIGNAL: Loss Of Signal

SIGNALOVERLOAD: Signal Overload

HIGHERPOWERCLASS: Higher Power Class

DEVICEPULLED: Device Pulled

USERSTOPPED: User Stopped

MISSINGDUT: Missing Device Under Test

MISSINGTA: Missing TA

INVALIDTA: Invalid TA

FAILED: Failed

Example(s)

FETC:DATA:TEL:IOPT:MON:TEST:STAT?

See Also

FETCh:DATA:TELecom:IOPTics:IINTerface:QCHeck:TEST:STATus?

:FETCh:DATA:TELecom:IOPTics:ORX:PTESt:MAXimum:VERDict?

Description	This query returns the Pass/Fail Verdict of Maximum Received power for Optical RX Power Test of connected transceiver for iOptics Application. At *RST condition, this value is Device Dependent. Navigation Path: Results > Summary > Sub-Test Sequence > Optical RX Power Test (dBm) > Max Verdict
Syntax	:FETCh:DATA:TELecom:IOPTics:ORX:PTESt:MAXimum:VERDict?
Response Syntax	<Verdict>
Response(s)	**Verdict**: The response data syntax for the first parameter is defined as a <CHARACTER RESPONSE DATA> element. Returns the Verdict for Maximum Received Power of connected transceiver. PASS: Verdict is Pass. FAIL: Verdict is Fail.
Example(s)	FETC:DATA:TEL:IOPT:ORX:PTES:MAX:VERD? Returns: PASS
See Also	FETCh:DATA:TELecom:SOAM:SLOSs:STATus:VERDict?

:FETCh:DATA:TELecom:IOPTics:ORX:PTESt:MAXimum?

Description

This query returns the Maximum Received power for Optical RX Power Test of connected transceiver for iOptics Application.

At *RST condition, this value is Device Dependent.

Navigation Path: Results > Summary > Sub-Test Sequence > Optical RX Power Test (dBm) > Max

Syntax

:FETCh:DATA:TELecom:IOPTics:ORX:PTESt:MAXimum?

Response Syntax

<Max>

Response(s)

Max:

The response data syntax for the first parameter is defined as a <NR2 NUMERIC RESPONSE DATA> element.

Returns the Maximum Received Power of connected transceiver.

Example(s)

FETC:DATA:TEL:IOPT:ORX:PTES:MAX?

Returns: 1.120000

See Also

FETCh:DATA:TELecom:IOPTics:MONitoring:POWer:MAXimum?

:FETCh:DATA:TELecom:IOPTics:ORX:PTESt:MINimum:VERDict?

Description	This query returns the Pass/Fail Verdict of Minimum Received power for Optical RX Power Test of connected transceiver for iOptics Application. At *RST condition, this value is Device Dependent. Navigation Path: Results > Summary > Sub-Test Sequence > Optical RX Power Test (dBm) > Min Verdict
Syntax	:FETCh:DATA:TELecom:IOPTics:ORX:PTESt:MINimum:VERDict?
Response Syntax	<Verdict>
Response(s)	**Verdict**: The response data syntax for the first parameter is defined as a <CHARACTER RESPONSE DATA> element. Returns the Verdict for Minimum Received Power of connected transceiver. PASS: Verdict is Pass. FAIL: Verdict is Fail.
Example(s)	FETC:DATA:TEL:IOPT:ORX:PTES:MIN:VERD? Returns: PASS
See Also	FETCh:DATA:TELecom:SOAM:SLOSs:STATus:VERDict?

:FETCh:DATA:TELecom:IOPTics:ORX:PTESt:MINimum?

Description

This query returns the Minimum Received power for Optical RX Power Test of connected transceiver for iOptics Application.

At *RST condition, this value is Device Dependent.

Navigation Path: Results > Summary > Sub-Test Sequence > Optical RX Power Test (dBm) > Min

Syntax

:FETCh:DATA:TELecom:IOPTics:ORX:PTESt:MINimum?

Response Syntax

<Min>

Response(s)

Min:

The response data syntax for the first parameter is defined as a <NR2 NUMERIC RESPONSE DATA> element.

Returns the Minimum Received Power of connected transceiver.

Example(s)

FETC:DATA:TEL:IOPT:ORX:PTES:MIN?

Returns: 1.120000

See Also

FETCh:DATA:TELecom:IOPTics:MONitoring:POWer:MAXimum?

:FETCh:DATA:TELecom:IOPTics:ORX:PTESt:STATus?

Description

This query returns the Received power Test status of connected transceiver for iOptics Application.

At *RST condition, this value is Device Dependent.

Navigation Path: Results > Summary > Sub-Test Sequence > Optical RX Power Test (dBm)

Syntax

:FETCh:DATA:TELecom:IOPTics:ORX:PTESt:STATus?

Response Syntax

<Status>

Response(s)

Status:

The response data syntax for the first parameter is defined as a <CHARACTER RESPONSE DATA> element.

Returns the Optical RX Power Test Status.

PENDING: Pending

RUNNING: Testing

COMPLETED: Completed

ABORTED: Aborted

Example(s)

FETC:DATA:TEL:IOPT:ORX:PTES:STAT?

Returns: COMPLETED

See Also

FETCh:DATA:TELecom:IOPTics:IINTerface:QCHeck:TEST:STATus?

:FETCh:DATA:TELecom:IOPTics:ORX:PTESt:VERDict?

Description

This query returns the Pass/Fail Verdict of Received power for Optical RX Power Test of connected transceiver for iOptics Application.

At *RST condition, this value is Device Dependent.

Navigation Path: Results > Summary > Sub-Test Sequence > Optical RX Power Test (dBm) > Verdict

Syntax

:FETCh:DATA:TELecom:IOPTics:ORX:PTESt:VERDict?

Response Syntax

<Verdict>

Response(s)

Verdict:

The response data syntax for the first parameter is defined as a <CHARACTER RESPONSE DATA> element.

Returns the Verdict for Received Power of connected transceiver.

PASS: Verdict is Pass.

FAIL: Verdict is Fail.

Example(s)

FETC:DATA:TEL:IOPT:ORX:PTES:VERD?

Returns: PASS

See Also

FETCh:DATA:TELecom:SOAM:SLOSs:STATus:VERDict?

:FETCh:DATA:TELecom:IOPTics:OTX:PTESt:MAXimum:VERDict?

Description	This query returns the Pass/Fail Verdict of Maximum Transmitted power for Optical TX Power Test of connected transceiver for iOptics Application. At *RST condition, this value is Device Dependent. Navigation Path: Results > Summary > Sub-Test Sequence > Optical TX Power Test (dBm) > Max Verdict
Syntax	:FETCh:DATA:TELecom:IOPTics:OTX:PTESt:MAXimum:VERDict?
Response Syntax	<Verdict>
Response(s)	**Verdict**: The response data syntax for the first parameter is defined as a <CHARACTER RESPONSE DATA> element. Returns the Verdict for Maximum Transmitted Power of connected transceiver. PASS: Verdict is Pass. FAIL: Verdict is Fail.
Example(s)	FETC:DATA:TEL:IOPT:OTX:PTES:MAX:VERD? Returns: PASS
See Also	FETCh:DATA:TELecom:SOAM:SLOSs:STATus:VERDict?

:FETCh:DATA:TELecom:IOPTics:OTX:PTESt:MAXimum?

Description

This query returns the Maximum Transmitted power for Optical TX Power Test of connected transceiver for iOptics Application.

At *RST condition, this value is Device Dependent.

Navigation Path: Results > Summary > Sub-Test Sequence > Optical TX Power Test (dBm) > Max

Syntax

:FETCh:DATA:TELecom:IOPTics:OTX:PTESt:MAXimum?

Response Syntax

<Max>

Response(s)

Max:

The response data syntax for the first parameter is defined as a <NR2 NUMERIC RESPONSE DATA> element.

Returns the Maximum Transmitted Power of connected transceiver.

Example(s)

FETC:DATA:TEL:IOPT:OTX:PTES:MAX?

Returns: 1.120000

See Also

FETCh:DATA:TELecom:IOPTics:MONitoring:POWer:MAXimum?

:FETCh:DATA:TELecom:IOPTics:OTX:PTESt:MINimum:VERDict?

Description	This query returns the Pass/Fail Verdict of Minimum Transmitted power for Optical TX Power Test of connected transceiver for iOptics Application. At *RST condition, this value is Device Dependent. Navigation Path: Results > Summary > Sub-Test Sequence > Optical TX Power Test (dBm) > Min Verdict
Syntax	:FETCh:DATA:TELecom:IOPTics:OTX:PTESt:MINimum:VERDict?
Response Syntax	<Verdict>
Response(s)	**Verdict**: The response data syntax for the first parameter is defined as a <CHARACTER RESPONSE DATA> element. Returns the Verdict for Minimum Transmitted Power of connected transceiver. PASS: Verdict is Pass. FAIL: Verdict is Fail.
Example(s)	FETC:DATA:TEL:IOPT:OTX:PTES:MIN:VERD? Returns: PASS
See Also	FETCh:DATA:TELecom:SOAM:SLOSs:STATus:VERDict?

:FETCh:DATA:TELecom:IOPTics:OTX:PTESt:MINimum?

Description

This query returns the Minimum Transmitted power for Optical TX Power Test of connected transceiver for iOptics Application.

At *RST condition, this value is Device Dependent.

Navigation Path: Results > Summary > Sub-Test Sequence > Optical TX Power Test (dBm) > Min

Syntax

:FETCh:DATA:TELecom:IOPTics:OTX:PTESt:MINimum?

Response Syntax

<Min>

Response(s)

Min:

The response data syntax for the first parameter is defined as a <NR2 NUMERIC RESPONSE DATA> element.

Returns the Minimum Transmitted Power of connected transceiver.

Example(s)

FETC:DATA:TEL:IOPT:OTX:PTES:MIN?

Returns: 1.120000

See Also

FETCh:DATA:TELecom:IOPTics:MONitoring:POWer:MAXimum?

:FETCh:DATA:TELecom:IOPTics:OTX:PTESt:STATus?

Description

This query returns the Transmitted power Test status of connected transceiver for iOptics Application.

At *RST condition, this value is Device Dependent.

Navigation Path: Results > Summary > Sub-Test Sequence > Optical TX Power Test (dBm)

Syntax

:FETCh:DATA:TELecom:IOPTics:OTX:PTESt:STATus?

Response Syntax

<Status>

Response(s)

Status:

The response data syntax for the first parameter is defined as a <CHARACTER RESPONSE DATA> element.

Returns the Optical TX Power Test Status.

PENDING: Pending

RUNNING: Testing

COMPLETED: Completed

ABORTED: Aborted

Example(s)

FETC:DATA:TEL:IOPT:OTX:PTES:STAT?

Returns: COMPLETED

See Also

FETCh:DATA:TELecom:IOPTics:IINTerface:QCHeck:TEST:STATus?

:FETCh:DATA:TELecom:IOPTics:OTX:PTESt:VERDict?

Description

This query returns the Pass/Fail Verdict of Transmitted power for Optical TX Power Test of connected transceiver for iOptics Application.

At *RST condition, this value is Device Dependent.

Navigation Path: Results > Summary > Sub-Test Sequence > Optical TX Power Test (dBm) > Verdict

Syntax

:FETCh:DATA:TELecom:IOPTics:OTX:PTESt:VERDict?

Response Syntax

<Verdict>

Response(s)

Verdict:

The response data syntax for the first parameter is defined as a <CHARACTER RESPONSE DATA> element.

Returns the Verdict for Transmitted Power of connected transceiver.

PASS: Verdict is Pass.

FAIL: Verdict is Fail.

Example(s)

FETC:DATA:TEL:IOPT:OTX:PTES:VERD?

Returns: PASS

See Also

FETCh:DATA:TELecom:SOAM:SLOSs:STATus:VERDict?

:FETCh:DATA:TELecom:IOPTics:SKEW:MAXimum:VERDict?

Description	This query returns the Pass/Fail Verdict of Max Skew of connected transceiver for iOptics Application. At *RST condition, this value is Device Dependent. Navigation Path: Results > Summary > Sub-Test Sequence > Excessive Skew Test > Max Skew Verdict
Syntax	:FETCh:DATA:TELecom:IOPTics:SKEW:MAXimum:VERDict?
Response Syntax	<Verdict>
Response(s)	**Verdict**: The response data syntax for the first parameter is defined as a <CHARACTER RESPONSE DATA> element. Returns the Verdict for Max Skew. PASS: Verdict is Pass. FAIL: Verdict is Fail.
Example(s)	FETC:DATA:TEL:IOPT:SKEW:MAX:VERD?
See Also	FETCh:DATA:TELecom:SOAM:SLOSs:STATus:VERDict?

:FETCh:DATA:TELecom:IOPTics:SKEW:MAXimum?

Description	This query returns the Maximum Skew of Excessive Skew of connected transceiver for iOptics Application. At *RST condition, this value is Device Dependent. Navigation Path: Results > Summary > Sub-Test Sequence > Excessive Skew Test > Max Skew
Syntax	:FETCh:DATA:TELecom:IOPTics:SKEW:MAXimum?
Response Syntax	<MaxSkew>
Response(s)	**MaxSkew**: The response data syntax for the first parameter is defined as a <NR1 NUMERIC RESPONSE DATA> element. Returns the Max Skew of connected transceiver.
Example(s)	FETC:DATA:TEL:IOPT:SKEW:MAX?
See Also	FETCh:DATA:TELecom:IOPTics:MONitoring:CURRent:MAXimum?

:FETCh:DATA:TELecom:IOPTics:SKEW:STATus?

Description

This query returns the Received Excessive Skew Test status of connected transceiver for iOptics Application.

At *RST condition, this value is Device Dependent.

Navigation Path: Results > Summary > Sub-Test Sequence > Excessive Skew Test Status

Syntax

:FETCh:DATA:TELecom:IOPTics:SKEW:STATus?

Response Syntax

<Status>

Response(s)

Status:

The response data syntax for the first parameter is defined as a <CHARACTER RESPONSE DATA> element.

Returns the Excessive Skew Test Status.

PENDING: Pending

RUNNING: Testing

COMPLETED: Completed

ABORTED: Aborted

Example(s)

FETC:DATA:TEL:IOPT:SKEW:STAT?

See Also

FETCh:DATA:TELecom:IOPTics:IINTerface:QCHeck:TEST:STATus?

:FETCh:DATA:TELecom:IOPTics:SKEW:VERDict?

Description	This query returns the Pass/Fail Verdict of Excessive Skew Test of connected transceiver for iOptics Application. At *RST condition, this value is Device Dependent. Navigation Path: Results > Summary > Sub-Test Sequence > Excessive Skew Test > Verdict
Syntax	:FETCh:DATA:TELecom:IOPTics:SKEW:VERDict?
Response Syntax	<Verdict>
Response(s)	**Verdict**: The response data syntax for the first parameter is defined as a <CHARACTER RESPONSE DATA> element. Returns the Verdict for Excessive Skew Test of connected transceiver. PASS: Verdict is Pass. FAIL: Verdict is Fail.
Example(s)	FETC:DATA:TEL:IOPT:SKEW:VERD?
See Also	FETCh:DATA:TELecom:SOAM:SLOSs:STATus:VERDict?

Summary (FlexE)

:FETCh:DATA:TELecom:FETHernet:CLIent:THReshold:VERDict?

Description

This query returns status of the verdict, for a given FlexE client.

For the client associated with pattern, the verdict is declared 'failed' if any bit error(s), pattern loss, ethernet alarm(s) or FCS error(s) occur.

For the other clients, the verdict is declared 'failed' if any ethernet alarm(s) or FCS error(s) occur.

Navigation Path: Results -> Summary -> Client

Syntax

:FETCh:DATA:TELecom:FETHernet:CLIent:THReshold:VERDict?

Response Syntax

<Verdict>

Response(s)

Verdict:

The response data syntax for the first parameter is defined as a <CHARACTER RESPONSE DATA> element.

Returns the status of the verdict, for a given FlexE client.

PASS, Verdict is pass.

FAIL, Verdict is fail.

UNDEFINED, Undefined verdict.

Example(s)

FETCh:DATA:TELecom:FETHernet:CLIent:THReshold:VERDict?

See Also

SOURce:DATA:TELecom:FETHernet:CLIent:IDentifier

SOURce:DATA:TELecom:FETHernet:PATTern:CLIent:IDentifier

SOURce:DATA:TELecom:PATTern:VERDict:DISable

SENSe:DATA:TELecom:PATTern:THReshold:COUNt

SENSe:DATA:TELecom:PATTern:THReshold:RATE

:SENSe:DATA:TELecom:ETHernet:PACKet:LINE:RATE?

Description

This query returns the transmitting/receiving line rate in bit per second (bps).

Navigation Path: Results > Summary > FlexE Clients

Syntax

:SENSe:DATA:TELecom:ETHernet:PACKet:LINE:RATE? <wsp><Direction>

Parameter(s)

Direction:

The program data syntax for the first parameter is defined as a <CHARACTER PROGRAM DATA> element.

The signal direction of the line rate

RX Specifies the receiving line rate

TX Specifies the transmitting line rate

Response Syntax

<Line rate in bps>

Response(s)

Line rate in bps:

The response data syntax for the first parameter is defined as a <NR1 NUMERIC RESPONSE DATA> element.

The line rate in bit per second (bps) for the specified direction

Example(s)

SENS:DATA:TEL:ETH:PACK:LINE:RATE? RX

See Also

SENSe:DATA:TELecom:ETHernet:PACKet:LINE:UTILization?

Summary - Path OAM pop-up (FlexE)

:FETCh:DATA:TELecom:FETHernet:POAM:BOAM:RX:CCM:COUNt?

Description	This query returns the FlexE Path OAM Continuity Check function RX BAS count At *RST condition, this value is device dependent. Navigation Path: Results > Summary > Path OAM Client - Path OAM > Basic OAM - RX BAS Count
Syntax	:FETCh:DATA:TELecom:FETHernet:POAM:BOAM:RX:CCM:COUNt?
Response Syntax	<Value>
Response(s)	**Value**: The response data syntax for the first parameter is defined as a <NR1 NUMERIC RESPONSE DATA> element. Returns the RX CCM count
Example(s)	FETC:DATA:TEL:FETH:POAM:BOAM:RX:CCM:COUN?

:FETCh:DATA:TELecom:FETHernet:POAM:BOAM:RX:CCSTatus?

Description

This query returns the FlexE Path OAM Continuity check function status

At *RST condition, this value is device dependent.

Navigation Path: Results > Summary > Path OAM Client - Path OAM > Basic OAM - CC Status

Syntax

:FETCh:DATA:TELecom:FETHernet:POAM:BOAM:RX:CCSTatus?

Response Syntax

<Status>

Response(s)

Status:

The response data syntax for the first parameter is defined as a <CHARACTER RESPONSE DATA> element.

Returns the Continuity Check function status

PEND: Pending

LOCO: Loss of Continuity

UPER: Unexpected Period

RMES: Received Message

Example(s)

FETC:DATA:TEL:FETH:POAM:BOAM:RX:CCST?

Returns: PEND

See Also

FETCh:DATA:TELecom:FETHernet:POAM:CVER:RX:CVSTatus?

:FETCh:DATA:TELecom:FETHernet:POAM:BOAM:TX:CCM:COUNt?

Description	This query returns the FlexE Path OAM Ccontinuity check function TX CCM count At *RST condition, this value is device dependent. Navigation Path: Results > Summary >Basic OAM > TX BAS Count
Syntax	:FETCh:DATA:TELecom:FETHernet:POAM:BOAM:TX:CCM:COUNt?
Response Syntax	<Value>
Response(s)	**Value**: The response data syntax for the first parameter is defined as a <NR1 NUMERIC RESPONSE DATA> element. Returns the TX CCM count
Example(s)	FETC:DATA:TEL:FETH:POAM:BOAM:TX:CCM:COUN?

:FETCh:DATA:TELecom:FETHernet:POAM:CSIG:RX:CSMessage:COUNt?

Description	This query returns the FlexE Path OAM Client Signal function RX CSM count At *RST condition, this value is device dependent. Navigation Path: Results > Summary > Client Signal > RX CSM - Count
Syntax	:FETCh:DATA:TELecom:FETHernet:POAM:CSIG:RX:CSMessage:COUNt?
Response Syntax	<Value>
Response(s)	**Value**: The response data syntax for the first parameter is defined as a <NR1 NUMERIC RESPONSE DATA> element. Returns the RX CSM count
Example(s)	FETC:DATA:TEL:FETH:POAM:CSIG:RX:CSM:COUN?

:FETCh:DATA:TELecom:FETHernet:POAM:CSIG:RX:CSSTatus?

Description
This query returns the FlexE Path OAM Client Signal function status
At *RST condition, this value is device dependent.
Navigation Path: Results > Summary > Path OAM > CS Type > Status

Syntax
:FETCh:DATA:TELecom:FETHernet:POAM:CSIG:RX:CSSTatus?

Response Syntax
<Status>

Response(s)
Status:
The response data syntax for the first parameter is defined as a <CHARACTER RESPONSE DATA> element.
Returns the Client Signal function status
PENDING: Pending
NORMAL: Normal
CSTYPE_MISMATCH: CS Type Mismatch

Example(s)
FETC:DATA:TEL:FETH:POAM:CSIG:RX:CSST?
Returns: PENDING

See Also
FETCh:DATA:TELecom:FETHernet:POAM:CVER:RX:CVSTatus?

:FETCh:DATA:TELecom:FETHernet:POAM:CSIG:TX:CSMessage:COUNt?

Description	This query returns the FlexE Path OAM Client Signal function TX CSM count At *RST condition, this value is device dependent. Navigation Path: Results > Summary > Client Signal > TX CSM - Count
Syntax	:FETCh:DATA:TELecom:FETHernet:POAM:CSIG:TX:CSMessage:COUNt?
Response Syntax	<Value>
Response(s)	**Value**: The response data syntax for the first parameter is defined as a <NR1 NUMERIC RESPONSE DATA> element. Returns the TX CSM count
Example(s)	FETC:DATA:TEL:FETH:POAM:CSIG:TX:CSM:COUN?

:FETCh:DATA:TELecom:FETHernet:POAM:CSIG:TYPE:REC?

Description	This query returns the FlexE Path OAM received Client Signal type At *RST condition, this value is set to 1. Navigation Path: Results > Summary > Client Signal > CS Type - Received
Syntax	:FETCh:DATA:TELecom:FETHernet:POAM:CSIG:TYPE:REC?
Response Syntax	<Value>
Response(s)	**Value**: The response data syntax for the first parameter is defined as a <NR1 NUMERIC RESPONSE DATA> element. Rturns the Received Client Signal Yype
Example(s)	FETC:DATA:TEL:FETH:POAM:CSIG:TYPE:REC?

:FETCh:DATA:TELecom:FETHernet:POAM:CVER:DAPI:RECeived?

Description	This query returns the FlexE Path OAM connectivity verification DAPI received message At *RST condition, this value is set to device-dependent. Navigation Path: Results > Summary > Connectivity Verification > DAPI - Received Message
Syntax	:FETCh:DATA:TELecom:FETHernet:POAM:CVER:DAPI:RECeived?
Response Syntax	<Message>
Response(s)	**Message**: The response data syntax for the first parameter is defined as a <STRING RESPONSE DATA> element. Returns the received message.
Example(s)	FETC:DATA:TEL:FETH:POAM:CVER:DAPI:REC?

:FETCh:DATA:TELecom:FETHernet:POAM:CVER:RX:CVM:COUNt?

Description	This query returns the FlexE Path OAM Connectivity Verification function RX CVM count At *RST condition, this value is device dependent. Navigation Path: Results > Summary > Connectivity Verification > RX CVM - Count
Syntax	:FETCh:DATA:TELecom:FETHernet:POAM:CVER:RX:CVM:COUNt?
Response Syntax	<Value>
Response(s)	**Value**: The response data syntax for the first parameter is defined as a <NR1 NUMERIC RESPONSE DATA> element. Returns the RX CVM count
Example(s)	FETC:DATA:TEL:FETH:POAM:CVER:RX:CVM:COUN?

:FETCh:DATA:TELecom:FETHernet:POAM:CVER:RX:CVSTatus?

Description

This query returns the FlexE Path OAM Connectivity Verification function status

At *RST condition, this value is device dependent.

Navigation Path: Results > Summary > Connectivity Verification > CV Status

Syntax

:FETCh:DATA:TELecom:FETHernet:POAM:CVER:RX:CVSTatus?

Response Syntax

<Status>

Response(s)

Status:

The response data syntax for the first parameter is defined as a <CHARACTER RESPONSE DATA> element.

Returns the Connectivity Verification function status

PENDING: Pending

NORMAL: Normal

SAPI_M: SAPI Mismatch

DAPI_M: DAPI Mismatch

SAPI_DAPI_M: SAPI and DAPI Mismatch

Example(s)

FETC:DATA:TEL:FETH:POAM:CVER:RX:CVST?

Returns: PENDING

See Also

FETCh:DATA:TELecom:FETHernet:POAM:BOAM:RX:CCSTatus?

:FETCh:DATA:TELecom:FETHernet:POAM:CVER:SAPI:RECeived?

Description	This query returns the FlexE Path OAM connectivity verification SAPI received message At *RST condition, this value is set to device-dependent. Navigation Path: Results > Summary > Connectivity Verification > SAPI - Received Message
Syntax	:FETCh:DATA:TELecom:FETHernet:POAM:CVER:SAPI:RECeived?
Response Syntax	<Message>
Response(s)	**Message**: The response data syntax for the first parameter is defined as a <STRING RESPONSE DATA> element. Returns the received message.
Example(s)	FETC:DATA:TEL:FETH:POAM:CVER:SAPI:REC?

:FETCh:DATA:TELecom:FETHernet:POAM:CVER:TX:CVM:COUNt?

Description	This query returns the FlexE Path OAM Connectivity Verification function TX CVM count At *RST condition, this value is device dependent. Navigation Path: Results > Summary > Connectivity Verification > TX CVM - Count
Syntax	:FETCh:DATA:TELecom:FETHernet:POAM:CVER:TX:CVM:COUNt?
Response Syntax	<Value>
Response(s)	**Value**: The response data syntax for the first parameter is defined as a <NR1 NUMERIC RESPONSE DATA> element. Returns the TX CVM count
Example(s)	FETC:DATA:TEL:FETH:POAM:CVER:TX:CVM:COUN?

:FETCh:DATA:TELecom:FETHernet:POAM:DELay:RX:AVERage?

Description	This query returns the FlexE Path OAM Delay Measurent function Average delay in nanosecond (ns) At *RST condition, this value is device dependent. Navigation Path: Results > Summary > Delay Measurent > Delay - Average
Syntax	:FETCh:DATA:TELecom:FETHernet:POAM:DELay:RX:AVERage?
Response Syntax	<Value>
Response(s)	**Value**: The response data syntax for the first parameter is defined as a <NR2 NUMERIC RESPONSE DATA> element. Returns the Delay Measurement Average delay
Example(s)	FETC:DATA:TEL:FETH:POAM:DEL:RX:AVER?
See Also	FETCh:DATA:TELecom:FETHernet:POAM:DELay:RX:LAST?

:FETCh:DATA:TELecom:FETHernet:POAM:DELay:RX:DMR:COUNt?

Description	This query returns the FlexE Path OAM Delay Measurent function RX 2DMR count At *RST condition, this value is device dependent. Navigation Path: Results > Summary > Delay Measurent > RX 2DMR - Count
Syntax	:FETCh:DATA:TELecom:FETHernet:POAM:DELay:RX:DMR:COUNt?
Response Syntax	<Value>
Response(s)	**Value**: The response data syntax for the first parameter is defined as a <NR1 NUMERIC RESPONSE DATA> element. Returns the RX 2DMR count
Example(s)	FETC:DATA:TEL:FETH:POAM:DEL:RX:DMR:COUN?
See Also	FETCh:DATA:TELecom:FETHernet:POAM:BOAM:RX:CCM:COUNt?

:FETCh:DATA:TELecom:FETHernet:POAM:DELay:RX:LAST?

Description	This query returns the FlexE Path OAM Delay Measurent function Last delay in nanosecond (ns) At *RST condition, this value is device dependent. Navigation Path: Results > Summary > Delay Measurent > Delay - Last
Syntax	:FETCh:DATA:TELecom:FETHernet:POAM:DELay:RX:LAST?
Response Syntax	<Value>
Response(s)	**Value**: The response data syntax for the first parameter is defined as a <NR2 NUMERIC RESPONSE DATA> element. Returns the Delay Measurement Last delay
Example(s)	FETC:DATA:TEL:FETH:POAM:DEL:RX:LAST?
See Also	FETCh:DATA:TELecom:FETHernet:POAM:DELay:RX:AVERage?

:FETCh:DATA:TELecom:FETHernet:POAM:DELay:RX:MAXimum?

Description	This query returns the FlexE Path OAM Delay Measurent function Maximum delay in nanosecond (ns) At *RST condition, this value is device dependent. Navigation Path: Results > Summary > Delay Measurent > Delay - Maximum
Syntax	:FETCh:DATA:TELecom:FETHernet:POAM:DELay:RX:MAXimum?
Response Syntax	<Value>
Response(s)	**Value**: The response data syntax for the first parameter is defined as a <NR2 NUMERIC RESPONSE DATA> element. Returns the Delay Measurement Maximum delay
Example(s)	FETC:DATA:TEL:FETH:POAM:DEL:RX:MAX?
See Also	FETCh:DATA:TELecom:FETHernet:POAM:DELay:RX:LAST?

:FETCh:DATA:TELecom:FETHernet:POAM:DELay:RX:MINimum?

Description	This query returns the FlexE Path OAM Delay Measurent function Minimum delay in nanosecond (ns) At *RST condition, this value is device dependent. Navigation Path: Results > Summary > Delay Measurent > Delay - Minimum
Syntax	:FETCh:DATA:TELecom:FETHernet:POAM:DELay:RX:MINimum?
Response Syntax	<Value>
Response(s)	**Value**: The response data syntax for the first parameter is defined as a <NR2 NUMERIC RESPONSE DATA> element. Returns the Delay Measurement Minimum delay
Example(s)	FETC:DATA:TEL:FETH:POAM:DEL:RX:MIN?
See Also	FETCh:DATA:TELecom:FETHernet:POAM:DELay:RX:MAXimum?

:FETCh:DATA:TELecom:FETHernet:POAM:DELay:TX:DMM:COUNt?

Description	This query returns the FlexE Path OAM Delay Measurent function TX 2DMM count At *RST condition, this value is device dependent. Navigation Path: Results > Summary > Delay Measurent > TX 2DMM - Count
Syntax	:FETCh:DATA:TELecom:FETHernet:POAM:DELay:TX:DMM:COUNt?
Response Syntax	<Value>
Response(s)	**Value**: The response data syntax for the first parameter is defined as a <NR1 NUMERIC RESPONSE DATA> element. Returns the TX 2DMM count
Example(s)	FETC:DATA:TEL:FETH:POAM:DEL:TX:DMM:COUN?
See Also	FETCh:DATA:TELecom:FETHernet:POAM:BOAM:TX:CCM:COUNt?

:FETCh:DATA:TELecom:FETHernet:POAM:DELay:TX:DSTatus?

Description	This query returns the FlexE Path OAM Delay Measurement function status At *RST condition, this value is device dependent. Navigation Path: Results > Summary > Path OAM
Syntax	:FETCh:DATA:TELecom:FETHernet:POAM:DELay:TX:DSTatus?
Response Syntax	<Status>
Response(s)	**Status**: The response data syntax for the first parameter is defined as a <CHARACTER RESPONSE DATA> element. ABOR: Aborted COMP: Completed IDLE: Idle INPR: In Progress
Example(s)	FETC:DATA:TEL:FETH:POAM:DEL:TX:DST?
See Also	FETCh:DATA:TELecom:FETHernet:POAM:BOAM:RX:CCSTatus?

:FETCh:DATA:TELecom:FETHernet:POAM:THReshold:VERDict?

Description	This query returns status of the verdict, for a given FlexE Path OAM. Navigation Path: Results -> Summary -> Path OAM
Syntax	:FETCh:DATA:TELecom:FETHernet:POAM:THReshold:VERDict?
Response Syntax	<Verdict>
Response(s)	**Verdict**: The response data syntax for the first parameter is defined as a <CHARACTER RESPONSE DATA> element. Returns the status of the verdict, for FlexE Path OAM. PASS, Verdict is pass. FAIL, Verdict is fail. UNDEFINED, Undefined verdict.
Example(s)	FETC:DATA:TEL:FETH:POAM:THR:VERD?
See Also	FETCh:DATA:TELecom:FETHernet:CLIent:THReshold:VERDict?

Alarms/Errors

:FETCh:DATA:TELecom:ALARm:CURRent?

Description

This query returns the current status of all alarms related to the test such as Port, Ethernet, Pattern and Other. It also returns the combined status for all the tests.

At *RST condition, this value is device dependent.

Syntax

:FETCh:DATA:TELecom:ALARm:CURRent? <wsp><Alarm>,[<Channel Number or Client ID>]

Parameter(s)

Alarm:

The program data syntax for the first parameter is defined as a <CHARACTER PROGRAM DATA> element.

Selects all alarms related to the selected test and all the tests.

1588PTP, CLOCK, CPRI, DS1, DS3, E1, E2, E3, E4, ELECTRICAL, ETHernet, FCHannel, GFPChannel, GFPFrame, HOPTCM, LINE, LOP, LOPTCM, LOPTU3, OAM, ODU0, ODU0GMP, ODU1, ODU1E, ODU1ETCM, ODU1F, ODU1FTCM, ODU2, ODU2E, ODU2ETCM, ODU2F, ODU2FTCM, ODU2GMP, ODU3, ODU3E1, ODU3E1TCM, ODU3E2, ODU3E2TCM, ODU3GMP, ODU4, ODU4GMP, ODU4TCM, ODUFLEX, ODUFLEXTCM, ODUTCM0, ODUTCM1, ODUTCM2, ODUTCM3, OPTICAL, OPU0, OPU1, OPU1E, OPU1F, OPU2, OPU2E, OPU2F, OPU3, OPU3E1, OPU3E2, OPU4, OPUFLEX, OTL, OTU1, OTU1E, OTU1F, OTU2, OTU2E, OTU2F, OTU3, OTU3E1, OTU3E2, OTU4, PATH, PATTern, PCS, PORT, RSFEC, SECTION, SYNCE, WIS, XCODING

Channel Number or Client ID:

The program data syntax for the second parameter is defined as a <DECIMAL NUMERIC PROGRAM DATA> element.

Optional parameter, applicable to Multi-Channel OTN and FlexO BERT only.

For Multi-Channel OTN, selects the channel number.

For FlexO BERT, selects the client ID.

Response Syntax

<Current>

:FETCh:DATA:TELecom:ALARm:CURRent?

Response(s)

Current:

The response data syntax for the first parameter is defined as a <STRING RESPONSE DATA> element.

Returns the current alarmed status of the selected test and all the tests.

Example(s)

FETC:DATA:TEL:ALAR:CURR? PORT

FETC:DATA:TEL:ALAR:CURR? ODU0, 3

See Also

FETCh:DATA:TELecom:ALARm:HISTory?

FETCh:DATA:TELecom:ALARm:SEConds?

:FETCh:DATA:TELecom:ALARm:HISTory?

Description

This query returns the history status of all alarms related to the test such as Port, Ethernet, Pattern and Other. It also returns the combined status for all the tests.

At *RST condition, this value is device dependent.

Syntax

:FETCh:DATA:TELecom:ALARm:HISTory? <wsp><Alarm>,[<Channel Number or Client ID>]

Parameter(s)

Alarm:

The program data syntax for the first parameter is defined as a <CHARACTER PROGRAM DATA> element.

Selects all alarms related to the selected test and all the tests.

1588PTP, CLOCK, CPRI, DS1, DS3, E1, E2, E3, E4, ELECTRICAL, ETHernet, FCHannel, GFPChannel, GFPFrame, HOPTCM, LINE, LOP, LOPTCM, LOPTU3, OAM, ODU0, ODU0GMP, ODU1, ODU1E, ODU1ETCM, ODU1F, ODU1FTCM, ODU2, ODU2E, ODU2ETCM, ODU2F, ODU2FTCM, ODU2GMP, ODU3, ODU3E1, ODU3E1TCM, ODU3E2, ODU3E2TCM, ODU3GMP, ODU4, ODU4GMP, ODU4TCM, ODUFLEX, ODUFLEXTCM, ODUTCM0, ODUTCM1, ODUTCM2, ODUTCM3, OPTICAL, OPU0, OPU1, OPU1E, OPU1F, OPU2, OPU2E, OPU2F, OPU3, OPU3E1, OPU3E2, OPU4, OPUFLEX, OTL, OTU1, OTU1E, OTU1F, OTU2, OTU2E, OTU2F, OTU3, OTU3E1, OTU3E2, OTU4, PATH, PATTern, PCS, PORT, RSFEC, SECTION, SYNCE, WIS, XCODING

Channel Number or Client ID:

The program data syntax for the second parameter is defined as a <DECIMAL NUMERIC PROGRAM DATA> element.

Optional parameter, applicable to Multi-Channel OTN and FlexO BERT only.

For Multi-Channel OTN, selects the channel number.

For FlexO BERT, selects the client ID.

Response Syntax

<History>

Response(s)

History:

The response data syntax for the first parameter is defined as a <STRING RESPONSE DATA> element.

Returns the alarmed history status of the selected test and all the tests.

Example(s)

FETC:DATA:TEL:ALAR:HIST? PORT

FETC:DATA:TEL:ALAR:HIST? ODU0, 3

See Also

FETCh:DATA:TELecom:ALARm:CURRent?

FETCh:DATA:TELecom:ALARm:SEConds?

:FETCh:DATA:TELecom:ALARm:SEConds?

Description

This query returns the number of seconds within which all alarms related to the test such as Port, Ethernet, Pattern and Other. It also returns the combined status for all the tests.

At *RST condition, this value is device dependent.

Syntax

:FETCh:DATA:TELecom:ALARm:SEConds? <wsp><Alarm>,[<Channel Number or Client ID>]

Parameter(s)

Alarm:

The program data syntax for the first parameter is defined as a <CHARACTER PROGRAM DATA> element.

Selects all alarms related to the selected test and all the tests.

1588PTP, CLOCK, CPRI, DS1, DS3, E1, E2, E3, E4, ELECTRICAL, ETHernet, FCHannel, GFPChannel, GFPFrame, HOPTCM, LINE, LOP, LOPTCM, LOPTU3, OAM, ODU0, ODU0GMP, ODU1, ODU1E, ODU1ETCM, ODU1F, ODU1FTCM, ODU2, ODU2E, ODU2ETCM, ODU2F, ODU2FTCM, ODU2GMP, ODU3, ODU3E1, ODU3E1TCM, ODU3E2, ODU3E2TCM, ODU3GMP, ODU4, ODU4GMP, ODU4TCM, ODUFLEX, ODUFLEXTCM, ODUTCM0, ODUTCM1, ODUTCM2, ODUTCM3, OPTICAL, OPU0, OPU1, OPU1E, OPU1F, OPU2, OPU2E, OPU2F, OPU3, OPU3E1, OPU3E2, OPU4, OPUFLEX, OTL, OTU1, OTU1E, OTU1F, OTU2, OTU2E, OTU2F, OTU3, OTU3E1, OTU3E2, OTU4, PATH, PATTern, PCS, PORT, RSFEC, SECTION, SYNCE, WIS, XCODING

Channel Number or Client ID:

The program data syntax for the second parameter is defined as a <DECIMAL NUMERIC PROGRAM DATA> element.

Optional parameter, applicable to Multi-Channel OTN and FlexO BERT only.

For Multi-Channel OTN, selects the channel number.

For FlexO BERT, selects the client ID.

Response Syntax

<Seconds>

Response(s)

Seconds:

The response data syntax for the first parameter is defined as a <STRING RESPONSE DATA> element.

Returns the number of seconds within which the selected test alarms and all the test alarms occurred.

Example(s)

FETC:DATA:TEL:ALAR:SEC? PORT

FETC:DATA:TEL:ALAR:SEC? ODU0, 3

See Also

FETCh:DATA:TELecom:ALARm:HISTory?

FETCh:DATA:TELecom:ALARm:CURRent?

:FETCh:DATA:TELecom:CAUI:ALARm:GLOBal:CURRent?

Description

This query returns the current status of Interface (Parallel - global) alarm.

At *RST condition, this value is device-dependent.

Navigation Path: Results > Alarm/Errors > Interface > Alarms

Syntax

:FETCh:DATA:TELecom:CAUI:ALARm:GLOBal:CURRent? <wsp><Alarm>

Parameter(s)

Alarm:

The program data syntax for the first parameter is defined as a <CHARACTER PROGRAM DATA> element.

Selects the alarm.

FREQuency: Frequency

LOC: LOC Lane

Response Syntax

<Current>

Response(s)

Current:

The response data syntax for the first parameter is defined as a <CHARACTER RESPONSE DATA> element.

Returns the current alarm status:

PRESENT: An alarm has occurred in the last second.

ABSENT: No alarm has occurred in the last second.

INACTIVE: No test result available.

Example(s)

FETC:DATA:TEL:CAUI:ALAR:GLOB:CURR? FREQ

See Also

FETCh:DATA:TELecom:OPTical:ALARm:PORT:GLOBal:HISTory?

:FETCh:DATA:TELecom:CAUI:ALARm:GLOBal:HISTory?

Description

This query returns the history status of Interface (Parallel - global) alarm.

At *RST condition, this value is device-dependent.

Navigation Path: Results > Alarm/Errors > Interface > Alarms

Syntax

:FETCh:DATA:TELecom:CAUI:ALARm:GLOBal:HISTory? <wsp><Alarm>

Parameter(s)

Alarm:

The program data syntax for the first parameter is defined as a <CHARACTER PROGRAM DATA> element.

Selects the alarm:

FREQuency: Frequency

LOC: LOC Lane

Response Syntax

<History>

Response(s)

History:

The response data syntax for the first parameter is defined as a <CHARACTER RESPONSE DATA> element.

Returns the history alarm status:

PRESENT: At least one alarm has occurred during the test.

ABSENT: No alarm has occurred during the test.

INACTIVE: No test result available.

Example(s)

FETC:DATA:TEL:CAUI:ALAR:GLOB:HIST? FREQ

See Also

FETCh:DATA:TELecom:OPTical:ALARm:PORT:GLOBal:CURRent?

:FETCh:DATA:TELecom:CAUI:ALARm:GLOBal:TX:STATus?

Description

This query returns the current status of global CAUI Lanes alarm.

At *RST condition, this value is set to device-dependent.

Navigation Path: Setup > OTN BERT > Test Configurator > Setup > TX/RX

Navigation Path: Setup > OTN SONET/SDH BERT > Test Configurator > Setup > TX/RX

Syntax

:FETCh:DATA:TELecom:CAUI:ALARm:GLOBal:TX:STATus?

Response Syntax

<Current>

Response(s)

Current:

The response data syntax for the first parameter is defined as a <CHARACTER RESPONSE DATA> element.

Returns the Current status of CAUI alarm.

PRESENT, indicates that at least one alarm has occurred.

ABSENT, indicates that no alarm occurred.

INACTIVE, indicates that the test did not run yet.

Example(s)

FETC:DATA:TEL:CAUI:ALAR:GLOBal:TX:STATus?

See Also

FETCh:DATA:TELecom:OPTical:MODule:STATus?

:FETCh:DATA:TELecom:CAUI:ALARm:LANE:CURRent?

Description

This query returns the current status of Interface (Parallel - per lane) alarm.

At *RST condition, this value is device-dependent.

Navigation Path: Results > Alarm/Errors > Interface > Alarms

Syntax

:FETCh:DATA:TELecom:CAUI:ALARm:LANE:CURRent? <wsp><Lane>, <Alarm>

Parameter(s)

Lane:

The program data syntax for the first parameter is defined as a <DECIMAL NUMERIC PROGRAM DATA> element.

Selects the lane number.

Alarm:

The program data syntax for the second parameter is defined as a <CHARACTER PROGRAM DATA> element.

Selects the alarm:

FREQuency: Frequency

LOC: LOC Lane

Response Syntax

<Current>

Response(s)

Current:

The response data syntax for the first parameter is defined as a <CHARACTER RESPONSE DATA> element.

Returns the current alarm status:

PRESENT: An alarm has occurred in the last second.

ABSENT: No alarm has occurred in the last second.

INACTIVE: No test result available.

Example(s)

FETC:DATA:TEL:CAUI:ALAR:LANE:CURR? 1,LOC

FETC:DATA:TEL:CAUI:ALAR:LANE:CURR? 1,FREQ

See Also

FETCh:DATA:TELecom:OPTical:ALARm:PORT:GLOBal:CURRent?

:FETCh:DATA:TELecom:CAUI:ALARm:LANE:HISTory?

Description

This query returns the history status of Interface (Parallel - per lane) alarm.

At *RST condition, this value is device-dependent.

Navigation Path: Results > Alarm/Errors > Interface > Alarms

Syntax

:FETCh:DATA:TELecom:CAUI:ALARm:LANE:HISTory? <wsp><Lane>, <Alarm>

Parameter(s)

Lane:

The program data syntax for the first parameter is defined as a <DECIMAL NUMERIC PROGRAM DATA> element.

Selects the lane number.

Alarm:

The program data syntax for the second parameter is defined as a <CHARACTER PROGRAM DATA> element.

Selects the alarm:

FREQuency: Frequency

LOC: LOC Lane

Response Syntax

<History>

Response(s)

History:

The response data syntax for the first parameter is defined as a <CHARACTER RESPONSE DATA> element.

Returns the history alarm status:

PRESENT: At least one alarm has occurred during the test.

ABSENT: No alarm has occurred during the test.

INACTIVE: No test result available.

Example(s)

FETC:DATA:TEL:CAUI:ALAR:LANE:HIST? 1,LOC

FETC:DATA:TEL:CAUI:ALAR:LANE:HIST? 1,FREQ

See Also

FETCh:DATA:TELecom:OPTical:ALARm:PORT:GLOBal:HISTory?

:FETCh:DATA:TELecom:CAUI:ALARm:LANE:SEConds?

Description

This query returns the number of seconds within which Interface (Parallel - per lane) alarm occurred.

At *RST condition, this value is device-dependent.

Navigation Path: Results > Alarm/Errors > Interface > Alarms

Syntax

:FETCh:DATA:TELecom:CAUI:ALARm:LANE:SEConds? <wsp><Lane>, <Alarm>

Parameter(s)

Lane:

The program data syntax for the first parameter is defined as a <DECIMAL NUMERIC PROGRAM DATA> element.

Selects the lane number.

Alarm:

The program data syntax for the second parameter is defined as a <CHARACTER PROGRAM DATA> element.

Selects the alarm:

FREQuency: Frequency

LOC: LOC Lane

Response Syntax

<Seconds>

Response(s)

Seconds:

The response data syntax for the first parameter is defined as a <NR1 NUMERIC RESPONSE DATA> element.

Returns the number of seconds in alarm.

Example(s)

FETC:DATA:TEL:CAUI:ALAR:LANE:SEC? 1,LOC

FETC:DATA:TEL:CAUI:ALAR:LANE:SEC? 1,FREQ

See Also

FETCh:DATA:TELecom:OPTical:ALARm:PORT:GLOBal:SEConds?

:FETCh:DATA:TELecom:CPRI:ALARm:CURRent?

Description

This query returns the current status of CPRI alarm.

At *RST condition, this value is device dependent.

Navigation Path: Results > Alarms/Errors > CPRI > Alarms

Syntax

:FETCh:DATA:TELecom:CPRI:ALARm:CURRent? <wsp><Alarm>

Parameter(s)

Alarm:

The program data syntax for the first parameter is defined as a <CHARACTER PROGRAM DATA> element.

Selects the alarm:

LDOWn: Link Down

LOF

RLOS: R-LOS

RLOF: R-LOF

RAI

SDI

Response Syntax

<Status>

Response(s)

Status:

The response data syntax for the first parameter is defined as a <CHARACTER RESPONSE DATA> element.

Returns the current alarm status:

PRESENT: An alarm has occurred in the last second.

ABSENT: No alarm has occurred in the last second.

INACTIVE: No test result available.

Example(s)

FETC:DATA:TEL:CPRI:ALAR:CURR?

See Also

FETCh:DATA:TELecom:CPRI:ALARm:HISTory?

:FETCh:DATA:TELecom:CPRI:ALARm:HISTory?

Description

This query returns the history status of CPRI alarm.

At *RST condition, this value is device dependent.

Navigation Path: Results > Alarms/Errors > CPRI > Alarms

Syntax

:FETCh:DATA:TELecom:CPRI:ALARm:HISTory? <wsp><Alarm>

Parameter(s)

Alarm:

The program data syntax for the first parameter is defined as a <CHARACTER PROGRAM DATA> element.

Selects the alarm:

LDOWn: Link Down

LOF

RLOS: R-LOS

RLOF: R-LOF

RAI

SDI

Response Syntax

<History Status>

Response(s)

History Status:

The response data syntax for the first parameter is defined as a <CHARACTER RESPONSE DATA> element.

Returns the history alarm status:

PRESENT: At least one alarm has occurred during the test.

ABSENT: No alarm has occurred during the test.

INACTIVE: No test result available.

Example(s)

FETC:DATA:TEL:CPRI:ALAR:HIST?

See Also

FETCh:DATA:TELecom:CPRI:ALARm:CURRent?

:FETCh:DATA:TELecom:CPRI:ALARm:SEConds?

Description

This query returns the number of seconds within which CPRI alarm occurred.

At *RST condition, this value is device dependent.

Navigation Path: Results > Alarms/Errors > CPRI > Alarms

Syntax

:FETCh:DATA:TELecom:CPRI:ALARm:SEConds? <wsp><Alarm>

Parameter(s)

Alarm:

The program data syntax for the first parameter is defined as a <CHARACTER PROGRAM DATA> element.

Selects the alarm:

LDOWn: Link Down

LOF

RLOS: R-LOS

RLOF: R-LOF

RAI

SDI

Response Syntax

<seconds>

Response(s)

seconds:

The response data syntax for the first parameter is defined as a <NR1 NUMERIC RESPONSE DATA> element.

Returns the number of seconds in alarm.

Example(s)

FETC:DATA:TEL:CPRI:ALAR:SEC?

See Also

FETCh:DATA:TELecom:CPRI:ERRor:SEConds?

:FETCh:DATA:TELecom:CPRI:ERRor:COUNt?

Description

This query returns the count of CPRI errors.

At *RST condition, this value is device dependent.

Navigation Path: Results > Alarms/Errors > CPRI > Errors

Navigation Path: Results > Alarms/Errors > Interface > Interface > Errors

Syntax

:FETCh:DATA:TELecom:CPRI:ERRor:COUNt? <wsp><Error>

Parameter(s)

Error:

The program data syntax for the first parameter is defined as a <CHARACTER PROGRAM DATA> element.

Selects the error:

FAS: FAS (CPRI)

K307: K30.7 (Interface)

66BBlock: 66B Block (Interface)

SYNCHEADER : Sync Header (Interface)

Response Syntax

<Count>

Response(s)

Count:

The response data syntax for the first parameter is defined as a <NR2 NUMERIC RESPONSE DATA> element.

Returns the count of errors.

Example(s)

FETC:DATA:TEL:CPRI:ERR:COUNT? FAS

See Also

FETCh:DATA:TELecom:CPRI:INTerface:ERRor:COUNt?

:FETCh:DATA:TELecom:CPRI:ERRor:CURRent?

Description

This query returns the current status of CPRI error.

At *RST condition, this value is device dependent.

Navigation Path: Results > Alarms/Errors > CPRI > Errors

Navigation Path: Results > Alarms/Errors > Interface > Interface > Errors

Syntax

:FETCh:DATA:TELecom:CPRI:ERRor:CURRent? <wsp><Error>

Parameter(s)

Error:

The program data syntax for the first parameter is defined as a <CHARACTER PROGRAM DATA> element.

Selects the error:

FAS: FAS (CPRI)

K307: K30.7 (Interface)

66BBlock: 66B Block (Interface)

SYNCHEADER : Sync Header (Interface)

Response Syntax

<Status>

Response(s)

Status:

The response data syntax for the first parameter is defined as a <CHARACTER RESPONSE DATA> element.

Returns the current error status:

PRESENT: An error has occurred in the last second.

ABSENT: No error has occurred in the last second.

INACTIVE: No test result available.

Example(s)

FETC:DATA:TEL:CPRI:ERR:CURR? FAS

See Also

FETCh:DATA:TELecom:CPRI:ERRor:HISTory?

:FETCh:DATA:TELecom:CPRI:ERRor:HISTory?

Description

This query returns the history status of CPRI error.

At *RST condition, this value is device dependent.

Navigation Path: Results > Alarms/Errors > CPRI > Errors

Navigation Path: Results > Alarms/Errors > Interface > Interface > Errors

Syntax

:FETCh:DATA:TELecom:CPRI:ERRor:HISTory? <wsp><Error>

Parameter(s)

Error:

The program data syntax for the first parameter is defined as a <CHARACTER PROGRAM DATA> element.

Selects the error:

FAS: FAS (CPRI)

K307: K30.7 (Interface)

66BBlock: 66B Block (Interface)

SYNCHEADER : Sync Header (Interface)

Response Syntax

<Status>

Response(s)

Status:

The response data syntax for the first parameter is defined as a <CHARACTER RESPONSE DATA> element.

Returns the history error status:

PRESENT: At least one error has occurred during the test.

ABSENT: No error has occurred during the test.

INACTIVE: No test result available.

Example(s)

FETC:DATA:TEL:CPRI:ERR:HIST? FAS

See Also

FETCh:DATA:TELecom:CPRI:ERRor:CURRent?

:FETCh:DATA:TELecom:CPRI:ERRor:RATE?

Description

This query returns the current rate of CPRI error.

At *RST condition, this value is device dependent.

Navigation Path: Results > Alarms/Errors > CPRI > Errors

Navigation Path: Results > Alarms/Errors > Interface > Interface > Errors

Syntax

:FETCh:DATA:TELecom:CPRI:ERRor:RATE? <wsp><Error>

Parameter(s)

Error:

The program data syntax for the first parameter is defined as a <CHARACTER PROGRAM DATA> element.

Selects the error:

FAS: FAS (CPRI)

K307: K30.7 (Interface)

66BBlock: 66B Block (Interface)

SYNCHEADER : Sync Header (Interface)

Response Syntax

<Rate>

Response(s)

Rate:

The response data syntax for the first parameter is defined as a <NR3 NUMERIC RESPONSE DATA> element.

Returns the rate of error.

Example(s)

FETC:DATA:TEL:CPRI:ERR:RATE? FAS

See Also

FETCh:DATA:TELecom:CPRI:INTerface:ERRor:RATE?

:FETCh:DATA:TELecom:CPRI:ERRor:SEConds?

Description

This query returns the number of seconds within which CPRI error occurred.

At *RST condition, this value is device dependent.

Navigation Path: Results > Alarms/Errors > CPRI > Errors

Navigation Path: Results > Alarms/Errors > Interface > Interface > Errors

Syntax

:FETCh:DATA:TELecom:CPRI:ERRor:SEConds? <wsp><Error>

Parameter(s)

Error:

The program data syntax for the first parameter is defined as a <CHARACTER PROGRAM DATA> element.

Selects the error:

FAS: FAS (CPRI)

K307: K30.7 (Interface)

66BBlock: 66B Block (Interface)

SYNCHEADER : Sync Header (Interface)

Response Syntax

<seconds>

Response(s)

seconds:

The response data syntax for the first parameter is defined as a <NR1 NUMERIC RESPONSE DATA> element.

Returns the number of seconds in error.

Example(s)

FETC:DATA:TEL:CPRI:ERR:SEC? FAS

See Also

FETCh:DATA:TELecom:CPRI:ALARm:SEConds?

:FETCh:DATA:TELecom:CPRI:FEC:ERRor:COUNt?

Description

This query returns the count of FEC error for CPRI 24.3G.

At *RST condition, this value is set to device-dependent.

Navigation Path: Results > Alarm/Errors > RS-FEC > Errors

Syntax

:FETCh:DATA:TELecom:CPRI:FEC:ERRor:COUNt? <wsp><Error>

Parameter(s)

Error:

The program data syntax for the first parameter is defined as a <CHARACTER PROGRAM DATA> element.

Selects the type of FEC the error:

FCCW: FEC-COR-CW

FUCW: FEC-UNCOR-CW

FSERR: Pre-FEC-SYMB

Response Syntax

<Count>

Response(s)

Count:

The response data syntax for the first parameter is defined as a <NR1 NUMERIC RESPONSE DATA> element.

Returns the total count of FEC error.

Example(s)

FETC:DATA:TEL:CPRI:FEC:ERR:COUN? FUCW

See Also

FETCh:DATA:TELecom:CPRI:FEC:ERRor:RATE?

:FETCh:DATA:TELecom:CPRI:FEC:ERRor:CURRent?

Description

This query returns the current status of FEC error for CPRI 24.3G.

At *RST condition, this value is set to device-dependent.

Navigation Path: Results > Alarm/Errors > RS-FEC > Errors

Syntax

:FETCh:DATA:TELecom:CPRI:FEC:ERRor:CURRent? <wsp><Error>

Parameter(s)

Error:

The program data syntax for the first parameter is defined as a <CHARACTER PROGRAM DATA> element.

Selects the error:

FUCW: FEC-UNCOR-CW

Response Syntax

<Current>

Response(s)

Current:

The response data syntax for the first parameter is defined as a <CHARACTER RESPONSE DATA> element.

Returns the current error status:

PRESENT: An error has occurred in the last second.

ABSENT: No error has occured in the last second.

INACTIVE: No test result available.

Example(s)

FETC:DATA:TEL:CPRI:FEC:ERR:CURR? FUCW

See Also

FETCh:DATA:TELecom:CPRI:FEC:ERRor:HISTory?

:FETCh:DATA:TELecom:CPRI:FEC:ERRor:HISTory?

Description

This query returns the history status of FEC error for CPRI 24.3G.

At *RST condition, this value is set to device-dependent.

Navigation Path: Results > Alarm/Errors > RS-FEC > Errors

Syntax

:FETCh:DATA:TELecom:CPRI:FEC:ERRor:HISTory? <wsp><Error>

Parameter(s)

Error:

The program data syntax for the first parameter is defined as a <CHARACTER PROGRAM DATA> element.

Selects the error:

FUCW: FEC-UNCOR-CW

Response Syntax

<History>

Response(s)

History:

The response data syntax for the first parameter is defined as a <CHARACTER RESPONSE DATA> element.

Returns the history alarm status:

PRESENT: At least one alarm has occured during the test.

ABSENT: No alarm has occured during the test.

INACTIVE: No test result available.

Example(s)

SOUR:DATA:TEL:CPRI:FEC:ERR:HIST? FUCW

See Also

FETCh:DATA:TELecom:CPRI:FEC:ERRor:CURRent?

:FETCh:DATA:TELecom:CPRI:FEC:ERRor:RATE?

Description

This query returns the rate of FEC error for CPRI 24.3G.

At *RST condition, this value is set to device-dependent.

Navigation Path: Results > Alarm/Errors > RS-FEC > Errors

Syntax

:FETCh:DATA:TELecom:CPRI:FEC:ERRor:RATE? <wsp><Error>

Parameter(s)

Error:

The program data syntax for the first parameter is defined as a <CHARACTER PROGRAM DATA> element.

Selects the FEC error:

FCCW: FEC-COR-CW

FUCW: FEC-UNCOR-CW

FSERR: Pre-FEC-SYMB

Response Syntax

<Rate>

Response(s)

Rate:

The response data syntax for the first parameter is defined as a <NR3 NUMERIC RESPONSE DATA> element.

Returns the current error rate.

Example(s)

FETC:DATA:TEL:CPRI:FEC:ERR:RATE? FUCW

See Also

FETCh:DATA:TELecom:CPRI:FEC:ERRor:COUNt?

:FETCh:DATA:TELecom:CPRI:FEC:ERRor:SEConds?

Description

This query returns the seconds of FEC error for CPRI 24.3G.

At *RST condition, this value is set to device-dependent.

Navigation Path: Results > Alarm/Errors > RS-FEC > Errors

Syntax

:FETCh:DATA:TELecom:CPRI:FEC:ERRor:SEConds? <wsp><Error>

Parameter(s)

Error:

The program data syntax for the first parameter is defined as a <CHARACTER PROGRAM DATA> element.

Selects the type of FEC the error:

FUCW: FEC-UNCOR-CW

Response Syntax

<Count>

Response(s)

Count:

The response data syntax for the first parameter is defined as a <NR1 NUMERIC RESPONSE DATA> element.

Returns the total number of seconds during which errors occur on FEC

Example(s)

FETC:DATA:TEL:CPRI:FEC:ERR:SEC? FUCW

See Also

FETCh:DATA:TELecom:CPRI:FEC:ERRor:COUNt?

:FETCh:DATA:TELecom:CPRI:INTerface:ERRor:COUNt?

Description

This query returns the count of an Interface (CPRI) error.

At *RST condition, this value is device-dependent.

Navigation Path: Results > Alarms/Errors > Interface > Errors

Syntax

:FETCh:DATA:TELecom:CPRI:INTerface:ERRor:COUNt? <wsp><Error>

Parameter(s)

Error:

The program data syntax for the first parameter is defined as a <CHARACTER PROGRAM DATA> element.

Selects the error:

CV

Response Syntax

<Count>

Response(s)

Count:

The response data syntax for the first parameter is defined as a <NR2 NUMERIC RESPONSE DATA> element.

Returns the count of error.

Example(s)

FETC:DATA:TEL:CPRI:INT:ERR:COUN? CV

See Also

FETCh:DATA:TELecom:CPRI:ERRor:COUNt?

:FETCh:DATA:TELecom:CPRI:INTerface:ERRor:CURRent?

Description

This query returns the current status of an Interface (CPRI) error.

At *RST condition, this value is device-dependent.

Navigation Path: Results > Alarms/Errors > Interface > Errors

Syntax

:FETCh:DATA:TELecom:CPRI:INTerface:ERRor:CURRent? <wsp><Error>

Parameter(s)

Error:

The program data syntax for the first parameter is defined as a <CHARACTER PROGRAM DATA> element.

Selects the error:

CV

Response Syntax

<Current>

Response(s)

Current:

The response data syntax for the first parameter is defined as a <CHARACTER RESPONSE DATA> element.

Returns the current alarm status:

PRESENT: An alarm has occurred in the last second.

ABSENT: No alarm has occurred in the last second.

INACTIVE: No test result available.

Example(s)

FETC:DATA:TEL:CPRI:INT:ERR:CURR? CV

See Also

FETCh:DATA:TELecom:CPRI:INTerface:ERRor:HISTory?

:FETCh:DATA:TELecom:CPRI:INTerface:ERRor:HISTory?

Description

This query returns the history status of an Interface (CPRI) error.

At *RST condition, this value is device-dependent.

Navigation Path: Results > Alarms/Errors > Interface > Errors

Syntax

:FETCh:DATA:TELecom:CPRI:INTerface:ERRor:HISTory? <wsp><Error>

Parameter(s)

Error:

The program data syntax for the first parameter is defined as a <CHARACTER PROGRAM DATA> element.

Selects the error:

CV

Response Syntax

<History>

Response(s)

History:

The response data syntax for the first parameter is defined as a <CHARACTER RESPONSE DATA> element.

Returns the history alarm status:

PRESENT: At least one alarm has occurred during the test.

ABSENT: No alarm has occurred during the test.

Example(s)

FETC:DATA:TEL:CPRI:INT:ERR:HIST? CV

See Also

FETCh:DATA:TELecom:CPRI:INTerface:ERRor:CURRent?

:FETCh:DATA:TELecom:CPRI:INTerface:ERRor:RATE?

Description

This query returns the rate of an Interface (CPRI) error.

At *RST condition, this value is device-dependent.

Navigation Path: Results > Alarms/Errors > Interface > Errors

Syntax

:FETCh:DATA:TELecom:CPRI:INTerface:ERRor:RATE? <wsp><Error>

Parameter(s)

Error:

The program data syntax for the first parameter is defined as a <CHARACTER PROGRAM DATA> element.

Selects the error:

CV

Response Syntax

<Rate>

Response(s)

Rate:

The response data syntax for the first parameter is defined as a <NR3 NUMERIC RESPONSE DATA> element.

Returns the rate of errors.

Example(s)

FETC:DATA:TEL:CPRI:INT:ERR:RATE? CV

See Also

FETCh:DATA:TELecom:CPRI:ERRor:RATE?

:FETCh:DATA:TELecom:CPRI:INTerface:ERRor:SEConds?

Description

This query returns the number of seconds within which an Interface (CPRI) error occurred.

At *RST condition, this value is device-dependent.

Navigation Path: Results > Alarms/Errors > Interface > Errors

Syntax

:FETCh:DATA:TELecom:CPRI:INTerface:ERRor:SEConds? <wsp><Error>

Parameter(s)

Error:

The program data syntax for the first parameter is defined as a <CHARACTER PROGRAM DATA> element.

Selects the error:

CV

Response Syntax

<Seconds>

Response(s)

Seconds:

The response data syntax for the first parameter is defined as a <NR1 NUMERIC RESPONSE DATA> element.

Returns the number of seconds in alarm.

Example(s)

FETC:DATA:TEL:CPRI:INT:ERR:SEC? CV

See Also

FETCh:DATA:TELecom:CPRI:ERRor:SEConds?

:FETCh:DATA:TELecom:CPRI:OBSai:ALARm:CURRent?

Description

This query returns the current status of OBSAI alarm.

At *RST condition, this value is device-dependent.

Navigation Path: Results > Alarms/Errors > OBSAI > Alarms

Syntax

:FETCh:DATA:TELecom:CPRI:OBSai:ALARm:CURRent? <wsp><Alarm>

Parameter(s)

Alarm:

The program data syntax for the first parameter is defined as a <CHARACTER PROGRAM DATA> element.

Selects the alarm:

LDOWn: Link Down

LOF

RP3: RP3 Address Mismatch

Response Syntax

<Current Status>

Response(s)

Current Status:

The response data syntax for the first parameter is defined as a <CHARACTER RESPONSE DATA> element.

Returns the current alarm status:

PRESENT: An alarm has occurred in the last second.

ABSENT: No alarm has occurred in the last second.

INACTIVE: No test result available.

Example(s)

FETC:DATA:TEL:CPRI:OBSAI:ALAR:CURR? LOF

See Also

FETCh:DATA:TELecom:CPRI:ALARm:HISTory?

:FETCh:DATA:TELecom:CPRI:OBSai:ALARm:HISTory?

Description

This query returns the history status of OBSAI alarm.

At *RST condition, this value is device-dependent.

Navigation Path: Results > Alarms/Errors > OBSAI > Alarms

Syntax

:FETCh:DATA:TELecom:CPRI:OBSai:ALARm:HISTory? <wsp><Alarm>

Parameter(s)

Alarm:

The program data syntax for the first parameter is defined as a <CHARACTER PROGRAM DATA> element.

Selects the alarm:

LDOWn: Link Down

LOF

RP3: RP3 Address Mismatch

Response Syntax

<History Status>

Response(s)

History Status:

The response data syntax for the first parameter is defined as a <CHARACTER RESPONSE DATA> element.

Returns the history alarm status:

PRESENT: At least one alarm has occurred during the test.

ABSENT: No alarm has occurred during the test.

INACTIVE: No test result available.

Example(s)

FETC:DATA:TEL:CPRI:OBSAI:ALAR:HIST? LOF

See Also

FETCh:DATA:TELecom:CPRI:ALARm:CURRent?

:FETCh:DATA:TELecom:CPRI:OBSai:ALARm:SEConds?

Description

This query returns the number of seconds within which OBSAI alarm occurred.

At *RST condition, this value is device-dependent.

Navigation Path: Results > Alarms/Errors > OBSAI > Alarms

Syntax

:FETCh:DATA:TELecom:CPRI:OBSai:ALARm:SEConds? <wsp><Alarm>

Parameter(s)

Alarm:

The program data syntax for the first parameter is defined as a <CHARACTER PROGRAM DATA> element.

Selects the alarm:

LDOWn: Link Down

LOF

RP3: RP3 Address Mismatch

Response Syntax

<seconds>

Response(s)

seconds:

The response data syntax for the first parameter is defined as a <NR1 NUMERIC RESPONSE DATA> element.

Returns the number of seconds in alarm.

Example(s)

FETC:DATA:TEL:CPRI:OBSAI:ALAR:SEC? LOF

See Also

FETCh:DATA:TELecom:CPRI:ERRor:SEConds?

:FETCh:DATA:TELecom:CPRI:OBSai:ERRor:COUNt?

Description

This query returns the count of OBSAI error.

At *RST condition, this value is device-dependent.

Navigation Path: Results > Alarms/Errors > OBSAI > Errors

Syntax

:FETCh:DATA:TELecom:CPRI:OBSai:ERRor:COUNt? <wsp><Error>

Parameter(s)

Error:

The program data syntax for the first parameter is defined as a <CHARACTER PROGRAM DATA> element.

Selects the error:

CRC

FAS

Response Syntax

<Count>

Response(s)

Count:

The response data syntax for the first parameter is defined as a <NR2 NUMERIC RESPONSE DATA> element.

Returns the count of error.

Example(s)

FETC:DATA:TEL:CPRI:OBSAI:ERR:COUNT? FAS

See Also

FETCh:DATA:TELecom:CPRI:INTerface:ERRor:COUNt?

:FETCh:DATA:TELecom:CPRI:OBSai:ERRor:CURRent?

Description

This query returns the current status of OBSAI error.

At *RST condition, this value is device-dependent.

Navigation Path: Results > Alarms/Errors > OBSAI > Errors

Syntax

:FETCh:DATA:TELecom:CPRI:OBSai:ERRor:CURRent? <wsp><Error>

Parameter(s)

Error:

The program data syntax for the first parameter is defined as a <CHARACTER PROGRAM DATA> element.

Selects the error:

CRC

FAS

Response Syntax

<Current>

Response(s)

Current:

The response data syntax for the first parameter is defined as a <CHARACTER RESPONSE DATA> element.

Returns the current alarm status:

PRESENT: An alarm has occurred in the last second.

ABSENT: No alarm has occurred in the last second.

INACTIVE: No test result available.

Example(s)

FETC:DATA:TEL:CPRI:OBSAI:ERR:CURR? FAS

See Also

FETCh:DATA:TELecom:CPRI:ERRor:HISTory?

:FETCh:DATA:TELecom:CPRI:OBSai:ERRor:HISTory?

Description

This query returns the history status of OBSAI error.

At *RST condition, this value is device-dependent.

Navigation Path: Results > Alarms/Errors > OBSAI > Errors

Syntax

:FETCh:DATA:TELecom:CPRI:OBSai:ERRor:HISTory? <wsp><Error>

Parameter(s)

Error:

The program data syntax for the first parameter is defined as a <CHARACTER PROGRAM DATA> element.

Selects the error:

CRC

FAS

Response Syntax

<History>

Response(s)

History:

The response data syntax for the first parameter is defined as a <CHARACTER RESPONSE DATA> element.

Returns the history alarm status:

PRESENT: At least one alarm has occurred during the test.

ABSENT: No alarm has occurred during the test.

INACTIVE: No test result available.

Example(s)

FETC:DATA:TEL:CPRI:OBSAI:ERR:HIST? FAS

See Also

FETCh:DATA:TELecom:CPRI:ERRor:CURRent?

:FETCh:DATA:TELecom:CPRI:OBSai:ERRor:RATE?

Description

This query returns the reate of OBSAI error.

At *RST condition, this value is device-dependent.

Navigation Path: Results > Alarms/Errors > OBSAI > Errors

Syntax

:FETCh:DATA:TELecom:CPRI:OBSai:ERRor:RATE? <wsp><Error>

Parameter(s)

Error:

The program data syntax for the first parameter is defined as a <CHARACTER PROGRAM DATA> element.

Selects the error:

CRC

FAS

Response Syntax

<Rate>

Response(s)

Rate:

The response data syntax for the first parameter is defined as a <NR3 NUMERIC RESPONSE DATA> element.

Returns the rate of error.

Example(s)

FETC:DATA:TEL:CPRI:OBSAI:ERR:RATE? FAS

See Also

FETCh:DATA:TELecom:CPRI:INTerface:ERRor:RATE?

:FETCh:DATA:TELecom:CPRI:OBSai:ERRor:SEConds?

Description

This query returns the number of seconds within which OBSAI error occurred.

At *RST condition, this value is device-dependent.

Navigation Path: Results > Alarms/Errors > OBSAI > Errors

Syntax

:FETCh:DATA:TELecom:CPRI:OBSai:ERRor:SEConds? <wsp><Error>

Parameter(s)

Error:

The program data syntax for the first parameter is defined as a <CHARACTER PROGRAM DATA> element.

Selects the error:

CRC

FAS

Response Syntax

<Seconds>

Response(s)

Seconds:

The response data syntax for the first parameter is defined as a <NR1 NUMERIC RESPONSE DATA> element.

Returns the number of seconds in alarm.

Example(s)

FETC:DATA:TEL:CPRI:OBS:ERR:SEC? FAS

See Also

FETCh:DATA:TELecom:CPRI:ALARm:SEConds?

:FETCh:DATA:TELecom:CPRI:OBSai:INTerface:ERRor:COUNt?

Description

This query returns the count of Interface (OBSAI) errors.

At *RST condition, this value is device dependent.

Navigation Path: Results > Alarms/Errors > Interface > Errors

Syntax

:FETCh:DATA:TELecom:CPRI:OBSai:INTerface:ERRor:COUNt? <wsp><Error>

Parameter(s)

Error:

The program data syntax for the first parameter is defined as a <CHARACTER PROGRAM DATA> element.

Selects the error:

CV: CV

K307: K30.7

Response Syntax

<Count>

Response(s)

Count:

The response data syntax for the first parameter is defined as a <NR2 NUMERIC RESPONSE DATA> element.

Returns the count of errors.

Example(s)

FETC:DATA:TEL:CPRI:OBSAI:INT:ERR:COUN? CV

See Also

FETCh:DATA:TELecom:CPRI:ERRor:COUNt?

:FETCh:DATA:TELecom:CPRI:OBSai:INTerface:ERRor:CURRent?

Description

This query returns the current status of Interface (OBSAI) error.

At *RST condition, this value is device dependent.

Navigation Path: Results > Alarms/Errors > Interface > Errors

Syntax

:FETCh:DATA:TELecom:CPRI:OBSai:INTerface:ERRor:CURRent? <wsp><Error>

Parameter(s)

Error:

The program data syntax for the first parameter is defined as a <CHARACTER PROGRAM DATA> element.

Selects the error:

CV: CV

K307: K30.7

Response Syntax

<Current Status>

Response(s)

Current Status:

The response data syntax for the first parameter is defined as a <CHARACTER RESPONSE DATA> element.

Returns the current error status:

PRESENT: An error has occurred in the last second.

ABSENT: No error has occurred in the last second.

INACTIVE: No test result available.

Example(s)

FETC:DATA:TEL:CPRI:OBSAI:INT:ERR:CURR? CV

See Also

FETCh:DATA:TELecom:CPRI:INTerface:ERRor:HISTory?

:FETCh:DATA:TELecom:CPRI:OBSai:INTerface:ERRor:HISTory?

Description

This query returns the history status of Interface (OBSAI) error.

At *RST condition, this value is device dependent.

Navigation Path: Results > Alarms/Errors > Interface > Errors

Syntax

:FETCh:DATA:TELecom:CPRI:OBSai:INTerface:ERRor:HISTory? <wsp><Error>

Parameter(s)

Error:

The program data syntax for the first parameter is defined as a <CHARACTER PROGRAM DATA> element.

Selects the error:

CV: CV

K307: K30.7

Response Syntax

<History Status>

Response(s)

History Status:

The response data syntax for the first parameter is defined as a <CHARACTER RESPONSE DATA> element.

Returns the history error status:

PRESENT: At least one error has occurred during the test.

ABSENT: No error has occurred during the test.

INACTIVE: No test result available.

Example(s)

FETC:DATA:TEL:CPRI:OBSAI:INT:ERR:HIST? CV

See Also

FETCh:DATA:TELecom:CPRI:INTerface:ERRor:CURRent?

:FETCh:DATA:TELecom:CPRI:OBSai:INTerface:ERRor:RATE?

Description

This query returns the current rate of Interface (OBSAI) error.

At *RST condition, this value is device dependent.

Navigation Path: Results > Alarms/Errors > Interface > Errors

Syntax

:FETCh:DATA:TELecom:CPRI:OBSai:INTerface:ERRor:RATE? <wsp><Error>

Parameter(s)

Error:

The program data syntax for the first parameter is defined as a <CHARACTER PROGRAM DATA> element.

Selects the error:

CV: CV

K307: K30.7

Response Syntax

<Rate>

Response(s)

Rate:

The response data syntax for the first parameter is defined as a <NR3 NUMERIC RESPONSE DATA> element.

Returns the current error rate.

Example(s)

FETC:DATA:TEL:CPRI:OBSAI:INT:ERR:RATE? CV

See Also

FETCh:DATA:TELecom:CPRI:ERRor:RATE?

:FETCh:DATA:TELecom:CPRI:OBSai:INTerface:ERRor:SEConds?

Description	This query returns the number of seconds within which Interface (OBSAI) error occurred. At *RST condition, this value is device dependent. Navigation Path: Results > Alarms/Errors > Interface > Errors
Syntax	:FETCh:DATA:TELecom:CPRI:OBSai:INTerface:ERRor:SEConds? <wsp><Error>
Parameter(s)	**Error**: The program data syntax for the first parameter is defined as a <CHARACTER PROGRAM DATA> element. Selects the error: CV: CV K307: K30.7
Response Syntax	<Seconds>
Response(s)	**Seconds**: The response data syntax for the first parameter is defined as a <NR1 NUMERIC RESPONSE DATA> element. Returns the number of seconds in error.
Example(s)	FETC:DATA:TEL:CPRI:OBSAI:INT:ERR:SEC? CV
See Also	FETCh:DATA:TELecom:CPRI:ERRor:SEConds?

:FETCh:DATA:TELecom:DSN:ALARm:DS[1..n]:CURRent?

Description

This query returns the current status of DS1/DS3 alarm.

At *RST condition, this value is device dependent.

Navigation Path: Results > Alarms/Errors > DS1/DS3 > Alarms

Syntax

:FETCh:DATA:TELecom:DSN:ALARm:DS[1..n]:CURRent? <wsp><Alarm>

Parameter(s)

Alarm:

The program data syntax for the first parameter is defined as a <CHARACTER PROGRAM DATA> element.

Selects the alarm:

AIS

IDLE1: Idle (DS3)

OOF

RAI: RAI (DS1)

RDI: RDI (DS3)

Response Syntax

<Status>

Response(s)

Status:

The response data syntax for the first parameter is defined as a <CHARACTER RESPONSE DATA> element.

Returns the current alarm status:

PRESENT: An alarm has occurred in the last second.

ABSENT: No alarm has occurred in the last second.

INACTIVE: No test result available.

Example(s)

FETC:DATA:TEL:DSN:ALAR:DS1:CURR? AIS

See Also

SOURce:DATA:TELecom:DSN:ALARm:DS[1..n]:TYPE

SOURce:DATA:TELecom:DSN:ALARm:DS[1..n]

:FETCh:DATA:TELecom:DSN:ALARm:DS[1..n]:HISTory?

Description

This query returns the history status of DS1/DS3 alarm.

At *RST condition, this value is device dependent.

Navigation Path: Results > Alarms/Errors > DS1/DS3 > Alarms

Syntax

:FETCh:DATA:TELecom:DSN:ALARm:DS[1..n]:HISTory? <wsp><Alarm>

Parameter(s)

Alarm:

The program data syntax for the first parameter is defined as a <CHARACTER PROGRAM DATA> element.

Selects the alarm:

AIS

IDLE1: Idle (DS3)

OOF

RAI: RAI (DS1)

RDI: RDI (DS3)

Response Syntax

<Status>

Response(s)

Status:

The response data syntax for the first parameter is defined as a <CHARACTER RESPONSE DATA> element.

Returns the history alarm status:

PRESENT: At least one alarm has occurred during the test.

ABSENT: No alarm has occurred during the test.

INACTIVE: No test result available.

Example(s)

FETC:DATA:TEL:DSN:ALAR:DS1:HIST? AIS

See Also

SOURce:DATA:TELecom:DSN:ALARm:DS[1..n]:TYPE

SOURce:DATA:TELecom:DSN:ALARm:DS[1..n]

:FETCh:DATA:TELecom:DSN:ALARm:DS[1..n]:SEConds?

Description

This query returns the number of seconds within which DS1/DS3 alarm occurred.

At *RST condition, this value is device dependent.

Navigation Path: Results > Alarms/Errors > DS1/DS3 > Alarms

Syntax

:FETCh:DATA:TELecom:DSN:ALARm:DS[1..n]:SEConds? <wsp><Alarm>

Parameter(s)

Alarm:

The program data syntax for the first parameter is defined as a <CHARACTER PROGRAM DATA> element.

Selects the alarm:

AIS

IDLE1: Idle (DS3)

OOF

RAI: RAI (DS1)

RDI: RDI (DS3)

Response Syntax

<Status>

Response(s)

Status:

The response data syntax for the first parameter is defined as a <NR1 NUMERIC RESPONSE DATA> element.

Returns the number of seconds in alarm.

Example(s)

FETC:DATA:TEL:DSN:ALAR:DS1:SEC? AIS

See Also

SOURce:DATA:TELecom:DSN:ALARm:DS[1..n]:TYPE

SOURce:DATA:TELecom:DSN:ALARm:DS[1..n]

:FETCh:DATA:TELecom:DSN:ERRor:DS[1..n]:COUNt?

Description

This query returns the count of DS1/DS3 errors.

At *RST condition, this value is device dependent.

Navigation Path: Results > Alarms/Errors > DS1/DS3 > Errors

Syntax

:FETCh:DATA:TELecom:DSN:ERRor:DS[1..n]:COUNt? <wsp><Error>

Parameter(s)

Error:

The program data syntax for the first parameter is defined as a <CHARACTER PROGRAM DATA> element.

Selects the error:

CBIT: CP-Bit (DS3)

CRC6: CRC-6 (DS1)

FBIT: F-Bit (DS3)

FEBE: FEBE (DS3)

FRBIT: Framing Bit (DS1)

OOF

PBIT: P-Bit (DS3)

Response Syntax

<Count>

Response(s)

Count:

The response data syntax for the first parameter is defined as a <NR2 NUMERIC RESPONSE DATA> element.

Returns the count of errors.

Example(s)

FETC:DATA:TEL:DSN:ERR:DS1:COUN? CRC6

See Also

SOURce:DATA:TELecom:DSN:ERRor:DS[1..n]:MANual:TYPE

SOURce:DATA:TELecom:DSN:ERRor:DS[1..n]:AMOunt

SOURce:DATA:TELecom:DSN:ERRor:DS[1..n]:INJect

:FETCh:DATA:TELecom:DSN:ERRor:DS[1..n]:CURRent?

Description

This query returns the current status of DS1/DS3 error.

At *RST condition, this value is device dependent.

Navigation Path: Results > Alarms/Errors > DS1/DS3 > Errors

Syntax

:FETCh:DATA:TELecom:DSN:ERRor:DS[1..n]:CURRent? <wsp><Error>

Parameter(s)

Error:

The program data syntax for the first parameter is defined as a <CHARACTER PROGRAM DATA> element.

Selects the error:

CBIT: CP-Bit (DS3)

CRC6: CRC-6 (DS1)

FBIT: F-Bit (DS3)

FEBE: FEBE (DS3)

FRBIT: Framing Bit (DS1)

OOF

PBIT: P-Bit (DS3)

Response Syntax

<Status>

Response(s)

Status:

The response data syntax for the first parameter is defined as a <CHARACTER RESPONSE DATA> element.

Returns the current error status:

PRESENT: An error has occurred in the last second.

ABSENT: No error has occurred in the last second.

INACTIVE: No test result available.

Example(s)

FETC:DATA:TEL:DSN:ERR:DS1:CURR? CRC6

See Also

SOURce:DATA:TELecom:DSN:ERRor:DS[1..n]:MANual:TYPE

SOURce:DATA:TELecom:DSN:ERRor:DS[1..n]:AMOunt

SOURce:DATA:TELecom:DSN:ERRor:DS[1..n]:INJect

:FETCh:DATA:TELecom:DSN:ERRor:DS[1..n]:HISTory?

Description

This query returns the history status of DS1/DS3 error.

At *RST condition, this value is device dependent.

Navigation Path: Results > Alarms/Errors > DS1/DS3 > Errors

Syntax

:FETCh:DATA:TELecom:DSN:ERRor:DS[1..n]:HISTory? <wsp><Error>

Parameter(s)

Error:

The program data syntax for the first parameter is defined as a <CHARACTER PROGRAM DATA> element.

Selects the error:

CBIT: CP-Bit (DS3)

CRC6: CRC-6 (DS1)

FBIT: F-Bit (DS3)

FEBE: FEBE (DS3)

FRBIT: Framing Bit (DS1)

OOF

PBIT: P-Bit (DS3)

Response Syntax

<Status>

Response(s)

Status:

The response data syntax for the first parameter is defined as a <CHARACTER RESPONSE DATA> element.

Returns the history error status:

PRESENT: At least one error has occurred during the test.

ABSENT: No error has occurred during the test.

INACTIVE: No test result available.

Example(s)

FETC:DATA:TEL:DSN:ERR:DS1:HIST? CRC6

See Also

SOURce:DATA:TELecom:DSN:ERRor:DS[1..n]:MANual:TYPE

SOURce:DATA:TELecom:DSN:ERRor:DS[1..n]:AMOunt

SOURce:DATA:TELecom:DSN:ERRor:DS[1..n]:INJect

:FETCh:DATA:TELecom:DSN:ERRor:DS[1..n]:RATE?

Description

This query returns the current rate of DS1/DS3 error.

At *RST condition, this value is device dependent.

Navigation Path: Results > Alarms/Errors > DS1/DS3 > Errors

Syntax

:FETCh:DATA:TELecom:DSN:ERRor:DS[1..n]:RATE? <wsp><Error>

Parameter(s)

Error:

The program data syntax for the first parameter is defined as a <CHARACTER PROGRAM DATA> element.

Selects the error:

CBIT: CP-Bit (DS3)

CRC6: CRC-6 (DS1)

FBIT: F-Bit (DS3)

FEBE: FEBE (DS3)

FRBIT: Framing Bit (DS1)

OOF

PBIT: P-Bit (DS3)

Response Syntax

<Rate>

Response(s)

Rate:

The response data syntax for the first parameter is defined as a <NR3 NUMERIC RESPONSE DATA> element.

Returns the current error rate.

Example(s)

FETC:DATA:TEL:DSN:ERR:DS1:RATE? CRC6

See Also

SOURce:DATA:TELecom:DSN:ERRor:DS[1..n]:MANual:TYPE

SOURce:DATA:TELecom:DSN:ERRor:DS[1..n]:AMOunt

SOURce:DATA:TELecom:DSN:ERRor:DS[1..n]:INJect

:FETCh:DATA:TELecom:DSN:ERRor:DS[1..n]:SEConds?

Description

This query returns the number of seconds within which DS1/DS3 error occurred.

At *RST condition, this value is device dependent.

Navigation Path: Results > Alarms/Errors > DS1/DS3 > Errors

Syntax

:FETCh:DATA:TELecom:DSN:ERRor:DS[1..n]:SEConds? <wsp><Error>

Parameter(s)

Error:

The program data syntax for the first parameter is defined as a <CHARACTER PROGRAM DATA> element.

Selects the error:

CBIT: CP-Bit (DS3)

CRC6: CRC-6 (DS1)

FBIT: F-Bit (DS3)

FEBE: FEBE (DS3)

FRBIT: Framing Bit (DS1)

OOF

PBIT: P-Bit (DS3)

Response Syntax

<Seconds>

Response(s)

Seconds:

The response data syntax for the first parameter is defined as a <NR1 NUMERIC RESPONSE DATA> element.

Returns the number of seconds in error.

Example(s)

FETC:DATA:TEL:DSN:ERR:DS1:SEC? CRC6

See Also

SOURce:DATA:TELecom:DSN:ERRor:DS[1..n]:MANual:TYPE

SOURce:DATA:TELecom:DSN:ERRor:DS[1..n]:AMOunt

SOURce:DATA:TELecom:DSN:ERRor:DS[1..n]:INJect

:FETCh:DATA:TELecom:ELECtrical:ALARm:PORT:CURRent?

Description

This query returns the current status of electrical Interface alarm.

At *RST condition, this value is device-dependent.

Navigation Path: Results > Alarm/Errors > Interface > Alarms

Syntax

:FETCh:DATA:TELecom:ELECtrical:ALARm:PORT:CURRent? <wsp><Alarm>

Parameter(s)

Alarm:

The program data syntax for the first parameter is defined as a <CHARACTER PROGRAM DATA> element.

Selects the alarm:

LOS

FREQuency: Frequency

Response Syntax

<Current>

Response(s)

Current:

The response data syntax for the first parameter is defined as a <CHARACTER RESPONSE DATA> element.

Returns the current alarm status:

PRESENT: An alarm has occurred in the last second.

ABSENT: No alarm has occurred in the last second.

INACTIVE: No test result available.

Example(s)

FETC:DATA:TEL:ELEC:ALAR:PORT:CURR? FREQ

See Also

FETCh:DATA:TELecom:CAUI:ALARm:LANE:HISTory?

FETCh:DATA:TELecom:CAUI:ALARm:LANE:CURRent?

FETCh:DATA:TELecom:CAUI:ALARm:LANE:SEConds?

:FETCh:DATA:TELecom:ELECtrical:ALARm:PORT:HISTory?

Description

This query returns the history status of electrical Interface error.

At *RST condition, this value is device-dependent.

Navigation Path: Results > Alarm/Errors > Interface > Alarms

Syntax

:FETCh:DATA:TELecom:ELECtrical:ALARm:PORT:HISTory? <wsp><Alarm>

Parameter(s)

Alarm:

The program data syntax for the first parameter is defined as a <CHARACTER PROGRAM DATA> element.

Selects the alarm:

LOS

FREQuency: Frequency

Response Syntax

<History>

Response(s)

History:

The response data syntax for the first parameter is defined as a <CHARACTER RESPONSE DATA> element.

Returns the history alarm status:

PRESENT: At least one alarm has occurred during the test.

ABSENT: No alarm has occurred during the test.

INACTIVE: No test result available.

Example(s)

FETC:DATA:TEL:ELEC:ALAR:PORT:HIST? FREQ

See Also

FETCh:DATA:TELecom:CAUI:ALARm:LANE:HISTory?

FETCh:DATA:TELecom:CAUI:ALARm:LANE:CURRent?

FETCh:DATA:TELecom:CAUI:ALARm:LANE:SEConds?

:FETCh:DATA:TELecom:ELECtrical:ALARm:PORT:SEConds?

Description

This query returns the number of seconds within which electrical Interface alarm occurred.

At *RST condition, this value is device-dependent.

Navigation Path: Results > Alarm/Errors > Interface > Interface > Alarms

Syntax

:FETCh:DATA:TELecom:ELECtrical:ALARm:PORT:SEConds? <wsp><Alarm>

Parameter(s)

Alarm:

The program data syntax for the first parameter is defined as a <CHARACTER PROGRAM DATA> element.

Selects the alarm:

LOS

FREQuency: Frequency

Response Syntax

<Seconds>

Response(s)

Seconds:

The response data syntax for the first parameter is defined as a <NR1 NUMERIC RESPONSE DATA> element.

Returns the number of seconds in alarm.

Example(s)

FETC:DATA:TEL:ELEC:ALAR:PORT:SEC? FREQ

See Also

FETCh:DATA:TELecom:CAUI:ALARm:LANE:HISTory?

FETCh:DATA:TELecom:CAUI:ALARm:LANE:CURRent?

FETCh:DATA:TELecom:CAUI:ALARm:LANE:SEConds?

:FETCh:DATA:TELecom:ELECtrical:ERRor:PORT:COUNt?

Description

This query returns the count of an electrical Interface error.

At *RST condition, this value is device-dependent.

Navigation Path: Results > Alarm/Errors > Interface > Errors

Syntax

:FETCh:DATA:TELecom:ELECtrical:ERRor:PORT:COUNt? <wsp><Error>

Parameter(s)

Error:

The program data syntax for the first parameter is defined as a <CHARACTER PROGRAM DATA> element.

Selects the error:

BPV

EXZ

Response Syntax

<Count>

Response(s)

Count:

The response data syntax for the first parameter is defined as a <NR1 NUMERIC RESPONSE DATA> element.

Returns the count of error.

Example(s)

FETC:DATA:TEL:ELEC:ERR:PORT:COUN? BPV

See Also

SOURce:DATA:TELecom:PATTern:ERRor:PATTern:MANual:TYPE

SOURce:DATA:TELecom:PATTern:ERRor:PATTern:AMOunt

SOURce:DATA:TELecom:PATTern:ERRor:PATTern:INJect

:FETCh:DATA:TELecom:ELECtrical:ERRor:PORT:CURRent?

Description

This query returns the current status of an electrical Interface error.

At *RST condition, this value is set to device-dependent.

Navigation Path: Results > Alarm/Errors > Interface > Errors

Syntax

:FETCh:DATA:TELecom:ELECtrical:ERRor:PORT:CURRent? <wsp><Error>

Parameter(s)

Error:

The program data syntax for the first parameter is defined as a <CHARACTER PROGRAM DATA> element.

Selects the error:

BPV

EXZ

Response Syntax

<Current>

Response(s)

Current:

The response data syntax for the first parameter is defined as a <CHARACTER RESPONSE DATA> element.

Returns the current alarm status:

PRESENT: An alarm has occurred in the last second.

ABSENT: No alarm has occurred in the last second.

INACTIVE: No test result available.

Example(s)

FETC:DATA:TEL:ELEC:ERR:PORT:CURR? BPV

See Also

SOURce:DATA:TELecom:PATTern:ERRor:PATTern:MANual:TYPE

SOURce:DATA:TELecom:PATTern:ERRor:PATTern:AMOunt

SOURce:DATA:TELecom:PATTern:ERRor:PATTern:INJect

:FETCh:DATA:TELecom:ELECtrical:ERRor:PORT:HISTory?

Description

This query returns the history status of an electrical Interface error.

At *RST condition, this value is set to device-dependent.

Navigation Path: Results > Alarm/Errors > Interface > Errors

Syntax

:FETCh:DATA:TELecom:ELECtrical:ERRor:PORT:HISTory? <wsp><Error>

Parameter(s)

Error:

The program data syntax for the first parameter is defined as a <CHARACTER PROGRAM DATA> element.

Selects the error:

BPV

EXZ

Response Syntax

<History>

Response(s)

History:

The response data syntax for the first parameter is defined as a <CHARACTER RESPONSE DATA> element.

Returns the history alarm status:

PRESENT: At least one alarm has occurred during the test.

ABSENT: No alarm has occurred during the test.

INACTIVE: No test result available.

Example(s)

FETC:DATA:TEL:ELEC:ERR:PORT:HIST? BPV

See Also

SOURce:DATA:TELecom:PATTern:ERRor:PATTern:MANual:TYPE

SOURce:DATA:TELecom:PATTern:ERRor:PATTern:AMOunt

SOURce:DATA:TELecom:PATTern:ERRor:PATTern:INJect

:FETCh:DATA:TELecom:ELECtrical:ERRor:PORT:RATE?

Description

This query returns the rate of an electrical Interface error.

At *RST condition, this value is device-dependent.

Navigation Path: Results > Alarm/Errors > Interface > Errors

Syntax

:FETCh:DATA:TELecom:ELECtrical:ERRor:PORT:RATE? <wsp><Error>

Parameter(s)

Error:

The program data syntax for the first parameter is defined as a <CHARACTER PROGRAM DATA> element.

Selects the error:

BPV

EXZ

Response Syntax

<Rate>

Response(s)

Rate:

The response data syntax for the first parameter is defined as a <NR3 NUMERIC RESPONSE DATA> element.

Returns the rate of error.

Example(s)

FETC:DATA:TEL:ELEC:ERR:PORT:RATE? BPV

See Also

SOURce:DATA:TELecom:PATTern:ERRor:PATTern:MANual:TYPE

SOURce:DATA:TELecom:PATTern:ERRor:PATTern:AMOunt

SOURce:DATA:TELecom:PATTern:ERRor:PATTern:INJect

:FETCh:DATA:TELecom:ELECtrical:ERRor:PORT:SEConds?

Description

This query returns the number of seconds within which and electrical Interface error occurred.

At *RST condition, this value is device-dependent.

Navigation Path: Results > Alarm/Errors > Interface > Errors

Syntax

:FETCh:DATA:TELecom:ELECtrical:ERRor:PORT:SEConds? <wsp><Error>

Parameter(s)

Error:

The program data syntax for the first parameter is defined as a <CHARACTER PROGRAM DATA> element.

Selects the error:

BPV

EXZ

Response Syntax

<Seconds>

Response(s)

Seconds:

The response data syntax for the first parameter is defined as a <NR1 NUMERIC RESPONSE DATA> element.

Returns the number of seconds in alarm.

Example(s)

FETC:DATA:TEL:ELEC:ERR:PORT:SEC? BPV

See Also

SOURce:DATA:TELecom:PATTern:ERRor:PATTern:MANual:TYPE

SOURce:DATA:TELecom:PATTern:ERRor:PATTern:AMOunt

SOURce:DATA:TELecom:PATTern:ERRor:PATTern:INJect

:FETCh:DATA:TELecom:EOTN:ERRor:PHYSical:COUNt:TOTal?

Description

This query returns the total count of Ethernet - PCS Lanes (EoOTN) errors.

At *RST condition, this value is device dependent.

Navigation Path: Results > Alarms/Errors > Ethernet > PCS Lanes > Errors - Total

Syntax

:FETCh:DATA:TELecom:EOTN:ERRor:PHYSical:COUNt:TOTal? <wsp><Error>

Parameter(s)

Error:

The program data syntax for the first parameter is defined as a <CHARACTER PROGRAM DATA> element.

Selects the error:

OTNBIP8: OTN BIP-8

PCSBIP8MASK: PCS BIP-8 Mask

Response Syntax

<Count>

Response(s)

Count:

The response data syntax for the first parameter is defined as a <NR2 NUMERIC RESPONSE DATA> element.

eturns the total count of errors.

Example(s)

FETC:DATA:TEL:EOTN:ERR:PHYS:COUN:TOTal? OTNBIP8

See Also

FETCh:DATA:TELecom:EOTN:ERRor:PHYSical:CURRent?

:FETCh:DATA:TELecom:EOTN:ERRor:PHYSical:COUNt?

Description

This query returns the count of Ethernet - PCS Lanes (EoOTN) errors (per lane).

At *RST condition, this value is device dependent.

Navigation Path: Results > Alarms/Errors > Ethernet > PCS Lanes > Errors

Syntax

:FETCh:DATA:TELecom:EOTN:ERRor:PHYSical:COUNt? <wsp><Lane>, <Error>

Parameter(s)

Lane:

The program data syntax for the first parameter is defined as a <DECIMAL NUMERIC PROGRAM DATA> element.

Selects the lane number.

Error:

The program data syntax for the second parameter is defined as a <CHARACTER PROGRAM DATA> element.

Selects the error:

OTNBIP8: OTN BIP-8

PCSBIP8MASK: PCS BIP-8 Mask

Response Syntax

<Count>

Response(s)

Count:

The response data syntax for the first parameter is defined as a <NR2 NUMERIC RESPONSE DATA> element.

Returns the count of errors.

Example(s)

FETC:DATA:TEL:EOTN:ERR:PHYS:COUN? 1, OTNBIP8

See Also

FETCh:DATA:TELecom:EOTN:ERRor:PHYSical:CURRent?

:FETCh:DATA:TELecom:EOTN:ERRor:PHYSical:CURRent?

Description

This query returns the current status of Ethernet - PCS Lanes (EoOTN) error (per lane).

At *RST condition, this value is device dependent.

Navigation Path: Results > Alarms/Errors > Ethernet > PCS Lanes > Errors

Syntax

:FETCh:DATA:TELecom:EOTN:ERRor:PHYSical:CURRent? <wsp><Lane>, <Error>

Parameter(s)

Lane:

The program data syntax for the first parameter is defined as a <DECIMAL NUMERIC PROGRAM DATA> element.

Selects the lane number.

Error:

The program data syntax for the second parameter is defined as a <CHARACTER PROGRAM DATA> element.

Selects the error:

OTNBIP8: OTN BIP-8

PCSBIP8MASK: PCS BIP-8 Mask

Response Syntax

<Current>

Response(s)

Current:

The response data syntax for the first parameter is defined as a <CHARACTER RESPONSE DATA> element.

Returns the current error status:

PRESENT: An error has occurred in the last second.

ABSENT: No error has occurred in the last second.

INACTIVE: No test result available.

Example(s)

FETC:DATA:TEL:EOTN:ERR:PHYS:CURR? 1, OTNBIP8

See Also

FETCh:DATA:TELecom:EOTN:ERRor:PHYSical:RATE?

:FETCh:DATA:TELecom:EOTN:ERRor:PHYSical:HISTory?

Description

This query returns the history status of Ethernet - PCS Lanes (EoOTN) error (per lane).

At *RST condition, this value is device dependent.

Navigation Path: Results > Alarms/Errors > Ethernet > PCS Lanes > Errors

Syntax

:FETCh:DATA:TELecom:EOTN:ERRor:PHYSical:HISTory? <wsp><Lane>, <Error>

Parameter(s)

Lane:

The program data syntax for the first parameter is defined as a <DECIMAL NUMERIC PROGRAM DATA> element.

Selects the lane number.

Error:

The program data syntax for the second parameter is defined as a <CHARACTER PROGRAM DATA> element.

Selects the error:

OTNBIP8: OTN BIP-8

PCSBIP8MASK: PCS BIP-8 Mask

Response Syntax

<History>

Response(s)

History:

The response data syntax for the first parameter is defined as a <CHARACTER RESPONSE DATA> element.

Returns the history error status:

PRESENT: At least one error has occurred during the test.

ABSENT: No error has occurred during the test.

INACTIVE: No test result available.

Example(s)

FETC:DATA:TEL:EOTN:ERR:PHYS:HIST? 1, OTNBIP8

See Also

FETCh:DATA:TELecom:EOTN:ERRor:PHYSical:RATE?

:FETCh:DATA:TELecom:EOTN:ERRor:PHYSical:RATE:TOTal?

Description

This query returns the total rate of Ethernet - PCS Lanes (EoOTN) error.

At *RST condition, this value is device dependent.

Navigation Path: Results > Alarms/Errors > Ethernet > PCS Lanes > Errors

Syntax

:FETCh:DATA:TELecom:EOTN:ERRor:PHYSical:RATE:TOTal? <wsp><Error>

Parameter(s)

Error:

The program data syntax for the first parameter is defined as a <CHARACTER PROGRAM DATA> element.

Selects the error:

OTNBIP8: OTN BIP-8

PCSBIP8MASK: PCS BIP-8 Mask

Response Syntax

<Rate>

Response(s)

Rate:

The response data syntax for the first parameter is defined as a <NR3 NUMERIC RESPONSE DATA> element.

Returns the total error rate.

Example(s)

FETC:DATA:TEL:EOTN:ERR:PHYS:RATE:TOTal? OTNBIP8

See Also

FETCh:DATA:TELecom:EOTN:ERRor:PHYSical:HISTory?

:FETCh:DATA:TELecom:EOTN:ERRor:PHYSical:RATE?

Description

This query returns the current rate of Ethernet - PCS Lanes (EoOTN) error (per lane).

At *RST condition, this value is device dependent.

Navigation Path: Results > Alarms/Errors > Ethernet > PCS Lanes > Errors

Syntax

:FETCh:DATA:TELecom:EOTN:ERRor:PHYSical:RATE? <wsp><Lane>, <Error>

Parameter(s)

Lane:

The program data syntax for the first parameter is defined as a <DECIMAL NUMERIC PROGRAM DATA> element.

Selects the lane number.

Error:

The program data syntax for the second parameter is defined as a <CHARACTER PROGRAM DATA> element.

Selects the error:

OTNBIP8: OTN BIP-8

PCSBIP8MASK: PCS BIP-8 Mask

Response Syntax

<Rate>

Response(s)

Rate:

The response data syntax for the first parameter is defined as a <NR3 NUMERIC RESPONSE DATA> element.

Returns the current error rate.

Example(s)

FETC:DATA:TEL:EOTN:ERR:PHYS:RATE? 1, OTNBIP8

See Also

FETCh:DATA:TELecom:EOTN:ERRor:PHYSical:HISTory?

:FETCh:DATA:TELecom:EOTN:ERRor:PHYSical:SEConds?

Description

This query returns the number of seconds within which Ethernet - PCS Lanes (EoOTN) error occurred (per lane).

At *RST condition, this value is device dependent.

Navigation Path: Results > Alarms/Errors > Ethernet > PCS Lanes > Errors

Syntax

:FETCh:DATA:TELecom:EOTN:ERRor:PHYSical:SEConds? <wsp><Lane>, <Error>

Parameter(s)

Lane:

The program data syntax for the first parameter is defined as a <DECIMAL NUMERIC PROGRAM DATA> element.

Selects the lane number.

Error:

The program data syntax for the second parameter is defined as a <CHARACTER PROGRAM DATA> element.

Selects the error:

OTNBIP8: OTN BIP-8

PCSBIP8MASK: PCS BIP-8 Mask

Response Syntax

<Seconds>

Response(s)

Seconds:

The response data syntax for the first parameter is defined as a <NR1 NUMERIC RESPONSE DATA> element.

Returns the number of seconds in error.

Example(s)

FETC:DATA:TEL:EOTN:ERR:PHYS:SEC? 1, OTNBIP8

See Also

FETCh:DATA:TELecom:EOTN:ERRor:PHYSical:COUNt?

:FETCh:DATA:TELecom:EOTN:ETHernet:ALARm:CURRent?

Description

This query returns the current status of Ethernet (EoOTN) alarm.

At *RST condition, this value is device dependent.

Navigation Path: Results > Alarms/Errors > Ethernet > Ethernet > Alarms

Syntax

:FETCh:DATA:TELecom:EOTN:ETHernet:ALARm:CURRent? <wsp><Alarm>

Parameter(s)

Alarm:

The program data syntax for the first parameter is defined as a <CHARACTER PROGRAM DATA> element.

Selects the alarm:

LDOWn: Link Down

LFAR: L Fault Rcd

LFAD: L Fault Det

RFAult: Remote Fault

Response Syntax

<Current>

Response(s)

Current:

The response data syntax for the first parameter is defined as a <CHARACTER RESPONSE DATA> element.

Returns the current alarm status:

PRESENT: An alarm has occurred in the last second.

ABSENT: No alarm has occurred in the last second.

INACTIVE: No test result available.

Example(s)

FETC:DATA:TEL:EOTN:ETH:ALAR:CURR? RFA

See Also

FETCh:DATA:TELecom:ETHernet:ALARm:PHYSical:GLOBal:HISTory?

:FETCh:DATA:TELecom:EOTN:ETHernet:ALARm:HISTory?

Description

This query returns the history status of Ethernet (EoOTN) alarm.

At *RST condition, this value is device dependent.

Navigation Path: Results > Alarms/Errors > Ethernet > Ethernet > Alarms

Syntax

:FETCh:DATA:TELecom:EOTN:ETHernet:ALARm:HISTory? <wsp><Alarm>

Parameter(s)

Alarm:

The program data syntax for the first parameter is defined as a <CHARACTER PROGRAM DATA> element.

Selects the alarm:

LDOWn: Link Down

LFAR: L Fault Rcd

LFAD: L Fault Det

RFAult: Remote Fault

Response Syntax

<History>

Response(s)

History:

The response data syntax for the first parameter is defined as a <CHARACTER RESPONSE DATA> element.

Returns the history alarm status:

PRESENT: At least one alarm has occurred during the test.

ABSENT: No alarm has occurred during the test.

INACTIVE: No test result available.

Example(s)

FETC:DATA:TEL:EOTN:ETH:ALAR:HIST? RFA

See Also

FETCh:DATA:TELecom:ETHernet:ALARm:PHYSical:GLOBal:CURRent?

:FETCh:DATA:TELecom:EOTN:ETHernet:ALARm:SEConds?

Description

This query returns the number of seconds within which Ethernet (EoOTN) alarm occurred.

At *RST condition, this value is device dependent.

Navigation Path: Results > Alarms/Errors > Ethernet > Ethernet > Alarms

Syntax

:FETCh:DATA:TELecom:EOTN:ETHernet:ALARm:SEConds? <wsp><Alarm>

Parameter(s)

Alarm:

The program data syntax for the first parameter is defined as a <CHARACTER PROGRAM DATA> element.

Selects the alarm:

LDOWn: Link Down

LFAR: L Fault Rcd

LFAD: L Fault Det

RFAult: Remote Fault

Response Syntax

<Seconds>

Response(s)

Seconds:

The response data syntax for the first parameter is defined as a <NR1 NUMERIC RESPONSE DATA> element.

Returns the number of seconds in alarm.

Example(s)

FETC:DATA:TEL:EOTN:ETH:ALAR:SEC? RFA

See Also

FETCh:DATA:TELecom:ETHernet:ALARm:PHYSical:GLOBal:HISTory?

:FETCh:DATA:TELecom:EOTN:ETHernet:ERRor:COUNt?

Description

This query returns the count of Ethernet (EoOTN) errors.

At *RST condition, this value is device dependent.

Navigation Path: Results > Alarms/Errors > Ethernet > Ethernet > Errors

Syntax

:FETCh:DATA:TELecom:EOTN:ETHernet:ERRor:COUNt? <wsp><Error>

Parameter(s)

Error:

The program data syntax for the first parameter is defined as a <CHARACTER PROGRAM DATA> element.

Selects the error:

SYMBol: Symbol

IDLE: Idle

FCARrier: False Carrier

Response Syntax

<Count>

Response(s)

Count:

The response data syntax for the first parameter is defined as a <NR2 NUMERIC RESPONSE DATA> element.

Returns the count of errors.

Example(s)

FETC:DATA:TEL:EOTN:ETH:ERR:COUNT? IDLE

See Also

FETCh:DATA:TELecom:ETHernet:ERRor:PHYSical:GLOBal:HISTory?

:FETCh:DATA:TELecom:EOTN:ETHernet:ERRor:CURRent?

Description

This query returns the current status of Ethernet (EoOTN) error.

At *RST condition, this value is device dependent.

Navigation Path: Results > Alarms/Errors > Ethernet > Ethernet > Errors

Syntax

:FETCh:DATA:TELecom:EOTN:ETHernet:ERRor:CURRent? <wsp><Error>

Parameter(s)

Error:

The program data syntax for the first parameter is defined as a <CHARACTER PROGRAM DATA> element.

Selects the error:

SYMBol: Symbol

IDLE: Idle

FCARrier: False Carrier

Response Syntax

<Current>

Response(s)

Current:

The response data syntax for the first parameter is defined as a <CHARACTER RESPONSE DATA> element.

Returns the current error status:

PRESENT: An error has occurred in the last second.

ABSENT: No error has occurred in the last second.

INACTIVE: No test result available.

Example(s)

FETC:DATA:TEL:EOTN:ETH:ERR:CURR? IDLE

See Also

FETCh:DATA:TELecom:ETHernet:ERRor:PHYSical:GLOBal:HISTory?

:FETCh:DATA:TELecom:EOTN:ETHernet:ERRor:HISTory?

Description

This query returns the history status of Ethernet (EoOTN) error.

At *RST condition, this value is device dependent.

Navigation Path: Results > Alarms/Errors > Ethernet > Ethernet > Errors

Syntax

:FETCh:DATA:TELecom:EOTN:ETHernet:ERRor:HISTory? <wsp><Error>

Parameter(s)

Error:

The program data syntax for the first parameter is defined as a <CHARACTER PROGRAM DATA> element.

Selects the error:

SYMBol: Symbol

IDLE: Idle

FCARrier: False Carrier

Response Syntax

<History>

Response(s)

History:

The response data syntax for the first parameter is defined as a <CHARACTER RESPONSE DATA> element.

Returns the history error status:

PRESENT: At least one error has occurred during the test.

ABSENT: No error has occurred during the test.

INACTIVE: No test result available.

Example(s)

FETC:DATA:TEL:EOTN:ETH:ERR:HIST? IDLE

See Also

FETCh:DATA:TELecom:ETHernet:ERRor:PHYSical:GLOBal:HISTory?

:FETCh:DATA:TELecom:EOTN:ETHernet:ERRor:RATE?

Description

This query returns the current rate of Ethernet (EoOTN) error.

At *RST condition, this value is device dependent.

Navigation Path: Results > Alarms/Errors > Ethernet > Ethernet > Errors

Syntax

:FETCh:DATA:TELecom:EOTN:ETHernet:ERRor:RATE? <wsp><Error>

Parameter(s)

Error:

The program data syntax for the first parameter is defined as a <CHARACTER PROGRAM DATA> element.

Selects the error:

SYMBol: Symbol

IDLE: Idle

FCARrier: False Carrier

Response Syntax

<Rate>

Response(s)

Rate:

The response data syntax for the first parameter is defined as a <NR3 NUMERIC RESPONSE DATA> element.

Returns the current error rate.

Example(s)

FETC:DATA:TEL:EOTN:ETH:ERR:RATE? IDLE

See Also

FETCh:DATA:TELecom:ETHernet:ERRor:PHYSical:GLOBal:HISTory?

:FETCh:DATA:TELecom:EOTN:ETHernet:ERRor:SEConds?

Description

This query returns the number of seconds within which Ethernet (EoOTN) error occurred.

At *RST condition, this value is device dependent.

Navigation Path: Results > Alarms/Errors > Ethernet > Ethernet > Errors

Syntax

:FETCh:DATA:TELecom:EOTN:ETHernet:ERRor:SEConds? <wsp><Error>

Parameter(s)

Error:

The program data syntax for the first parameter is defined as a <CHARACTER PROGRAM DATA> element.

Selects the error:

SYMBol: Symbol

IDLE: Idle

FCARrier: False Carrier

Response Syntax

<Seconds>

Response(s)

Seconds:

The response data syntax for the first parameter is defined as a <NR1 NUMERIC RESPONSE DATA> element.

Returns the number of seconds in error.

Example(s)

FETC:DATA:TEL:EOTN:ETH:ERR:SEC? IDLE

See Also

FETCh:DATA:TELecom:ETHernet:ERRor:PHYSical:GLOBal:HISTory?

:FETCh:DATA:TELecom:EOTN:XCODing:TRANscode:RX:ALARm:CURRent?

Description	This query returns the current status of Transcoding alarm. At *RST condition, this value is set to device-dependent. Navigation Path: Results > Alarms/Errors > Ethernet > Transcoding > Alarms
Syntax	:FETCh:DATA:TELecom:EOTN:XCODing:TRANscode:RX:ALARm:CURRent? <wsp><Alarm>
Parameter(s)	**Alarm**: The program data syntax for the first parameter is defined as a <CHARACTER PROGRAM DATA> element. Selects the alarm: HIBER1027B: Hi-BER1027B LOBL1027B LOAML1027B
Response Syntax	<Current>
Response(s)	**Current**: The response data syntax for the first parameter is defined as a <CHARACTER RESPONSE DATA> element. Returns the current alarm status: PRESENT: An alarm has occurred in the last second. ABSENT: No alarm has occurred in the last second. INACTIVE: No test result available.
Example(s)	FETC:DATA:TEL:EOTN:XCOD:TRAN:RX:ALAR:CURR? LOBL1027B
See Also	FETCh:DATA:TELecom:EOTN:XCODing:TRANscode:RX:ERRor:CURRent?

:FETCh:DATA:TELecom:EOTN:XCODing:TRANscode:RX:ALARm:HISTory?

Description

This query returns the history status of Transcoding alarm.

At *RST condition, this value is set to device-dependent.

Navigation Path: Results > Alarms/Errors > Ethernet > Transcoding > Alarms

Syntax

:FETCh:DATA:TELecom:EOTN:XCODing:TRANscode:RX:ALARm:HISTory? <wsp><Alarm>

Parameter(s)

Alarm:

The program data syntax for the first parameter is defined as a <CHARACTER PROGRAM DATA> element.

Selects the alarm:

HIBER1027B: Hi-BER1027B

LOBL1027B

LOAML1027B

Response Syntax

<History>

Response(s)

History:

The response data syntax for the first parameter is defined as a <CHARACTER RESPONSE DATA> element.

Returns the history alarm status:

PRESENT: At least one alarm has occurred during the test.

ABSENT: No alarm has occurred during the test.

INACTIVE: No test result available.

Example(s)

FETC:DATA:TEL:EOTN:XCOD:TRAN:RX:ALAR:HIST? LOBL1027B

See Also

FETCh:DATA:TELecom:EOTN:XCODing:TRANscode:RX:ERRor:HISTory?

:FETCh:DATA:TELecom:EOTN:XCODing:TRANscode:RX:ALARm:SEConds?

Description

This query returns the number of seconds within which Transcoding alarm occurred.

At *RST condition, this value is set to device-dependent.

Navigation Path: Results > Alarms/Errors > Ethernet > Transcoding > Alarms

Syntax

:FETCh:DATA:TELecom:EOTN:XCODing:TRANscode:RX:ALARm:SEConds? <wsp><Alarm>

Parameter(s)

Alarm:

The program data syntax for the first parameter is defined as a <CHARACTER PROGRAM DATA> element.

Selects the alarm:

HIBER1027B: Hi-BER1027B

LOBL1027B

LOAML1027B

Response Syntax

<Seconds>

Response(s)

Seconds:

The response data syntax for the first parameter is defined as a <NR1 NUMERIC RESPONSE DATA> element.

Returns the number of seconds in alarm.

Example(s)

FETC:DATA:TEL:EOTN:XCOD:TRAN:RX:ALAR:SEC? LOBL1027B

See Also

FETCh:DATA:TELecom:EOTN:XCODing:TRANscode:RX:ERRor:SEConds?

:FETCh:DATA:TELecom:EOTN:XCODing:TRANscode:RX:ERRor:COUNt?

Description

This query returns the count of Transcoding errors.

At *RST condition, this value is device-dependent.

Navigation Path: Results > Alarms/Errors > Ethernet > Transcoding > Errors

Syntax

:FETCh:DATA:TELecom:EOTN:XCODing:TRANscode:RX:ERRor:COUNt? <wsp><Error>

Parameter(s)

Error:

The program data syntax for the first parameter is defined as a <CHARACTER PROGRAM DATA> element.

Selects the error:

INVALFLAG: Inv. Flag

MSEQV

POSV

SEQV

Response Syntax

<Count>

Response(s)

Count:

The response data syntax for the first parameter is defined as a <NR2 NUMERIC RESPONSE DATA> element.

Returns the count of errors.

Example(s)

FETC:DATA:TEL:EOTN:XCOD:TRAN:RX:ERR:COUN? PCSBIP8MASK

See Also

FETCh:DATA:TELecom:EOTN:XCODing:TRANscode:RX:ERRor:HISTory?

:FETCh:DATA:TELecom:EOTN:XCODing:TRANscode:RX:ERRor:CURRent?

Description

This query returns the current status of Transcoding error.

At *RST condition, this value is device dependent.

Navigation Path: Results > Alarms/Errors > Ethernet (Ethernet) > Transcoding > Errors

Navigation Path: Results > Alarms/Errors (Ethernet) > Ethernet > PCS Lanes > Errors

Syntax

:FETCh:DATA:TELecom:EOTN:XCODing:TRANscode:RX:ERRor:CURRent? <wsp><Error>

Parameter(s)

Error:

The program data syntax for the first parameter is defined as a <CHARACTER PROGRAM DATA> element.

Selects the error:

INVALFLAG: Inv. Flag

MSEQV

OTNBIP8: OTN BIP-8 (PCS Lanes)

PCSBIP8MASK: PCS BIP-8 Mask (PCS Lanes)

POSV

SEQV

Response Syntax

<Current>

Response(s)

Current:

The response data syntax for the first parameter is defined as a <CHARACTER RESPONSE DATA> element.

Returns the current error status:

PRESENT: An error has occurred in the last second.

ABSENT: No error has occurred in the last second.

INACTIVE: No test result available.

Example(s)

FETC:DATA:TEL:EOTN:XCOD:TRAN:RX:ERR:CURR? PCSBIP8MASK

See Also

FETCh:DATA:TELecom:EOTN:XCODing:TRANscode:RX:ALARm:CURRent?

:FETCh:DATA:TELecom:EOTN:XCODing:TRANscode:RX:ERRor:HISTory?

Description

This query returns the history status of the EOTN error.

At *RST condition, this value is set to device-dependent.

Navigation Path: Results > Alarms/Errors (Ethernet) > Ethernet > Transcoding > Errors

Navigation Path: Results > Alarms/Errors (Ethernet) > Ethernet > PCS Lanes > Errors

Syntax

:FETCh:DATA:TELecom:EOTN:XCODing:TRANscode:RX:ERRor:HISTory? <wsp><Error>

Parameter(s)

Error:

The program data syntax for the first parameter is defined as a <CHARACTER PROGRAM DATA> element.

Selects the error:

INVALFLAG: Inv. Flag

MSEQV

OTNBIP8: OTN BIP-8 (PCS Lanes)

PCSBIP8MASK: PCS BIP-8 Mask (PCS Lanes)

POSV

SEQV

Response Syntax

<History>

Response(s)

History:

The response data syntax for the first parameter is defined as a <CHARACTER RESPONSE DATA> element.

Returns the history error status:

PRESENT: At least one error has occurred during the test.

ABSENT: No error has occurred during the test.

INACTIVE: No test result available.

Example(s)

FETC:DATA:TEL:EOTN:XCOD:TRAN:RX:ERR:HIST? PCSBIP8MASK

See Also

FETCh:DATA:TELecom:EOTN:XCODing:TRANscode:RX:ALARm:HISTory?

:FETCh:DATA:TELecom:EOTN:XCODing:TRANscode:RX:ERRor:RATE?

Description	This query returns the rate value of the EOTN error. At *RST condition, this value is set to device-dependent. Navigation Path: Results > Alarms/Errors > Ethernet > Transcoding > Errors
Syntax	:FETCh:DATA:TELecom:EOTN:XCODing:TRANscode:RX:ERRor:RATE? <wsp><Error>
Parameter(s)	**Error**: The program data syntax for the first parameter is defined as a <CHARACTER PROGRAM DATA> element. Selects the error: INVALFLAG: Inv. Flag MSEQV POSV SEQV
Response Syntax	<Rate>
Response(s)	**Rate**: The response data syntax for the first parameter is defined as a <NR3 NUMERIC RESPONSE DATA> element. eturns the current error rate.
Example(s)	FETC:DATA:TEL:EOTN:XCOD:TRAN:RX:ERR:RATE? PCSBIP8MASK
See Also	FETCh:DATA:TELecom:EOTN:XCODing:TRANscode:RX:ERRor:HISTory?

:FETCh:DATA:TELecom:EOTN:XCODing:TRANscode:RX:ERRor:SEConds?

Description

This query returns the seconds value of the EOTN error.

At *RST condition, this value is set to device-dependent.

Navigation Path: Results > Alarms/Errors > Ethernet > Transcoding > Errors

Syntax

:FETCh:DATA:TELecom:EOTN:XCODing:TRANscode:RX:ERRor:SEConds? <wsp><Error>

Parameter(s)

Error:

The program data syntax for the first parameter is defined as a <CHARACTER PROGRAM DATA> element.

Selects the error:

INVALFLAG: Inv. Flag

MSEQV

POSV

SEQV

Response Syntax

<Seconds>

Response(s)

Seconds:

The response data syntax for the first parameter is defined as a <NR1 NUMERIC RESPONSE DATA> element.

Returns the number of seconds in error.

Example(s)

FETC:DATA:TEL:EOTN:XCOD:TRAN:RX:ERR:SEC? PCSBIP8MASK

See Also

FETCh:DATA:TELecom:EOTN:XCODing:TRANscode:RX:ALARm:SEConds?

:FETCh:DATA:TELecom:ERRor:COUNt:TOTal?

Description

This query returns the total count of all errors related to the test such as Ethernet, Pattern and Other. It also returns the combined status for all the tests.

At *RST condition, this value is device dependent.

Syntax

:FETCh:DATA:TELecom:ERRor:COUNt:TOTal? <wsp><Error>

Parameter(s)

Error:

The program data syntax for the first parameter is defined as a <CHARACTER PROGRAM DATA> element.

Selects all errors related to the selected test and all the tests.

Retrieves all error related to OTL, XCODING, or PCS.

Response Syntax

<Count>

Response(s)

Count:

The response data syntax for the first parameter is defined as a <STRING RESPONSE DATA> element.

Returns the total error count for the selected test errors and all the test errors.

Example(s)

FETC:DATA:TEL:ERR:COUN:TOT? OTL

See Also

FETCh:DATA:TELecom:ERRor:HISTory?

FETCh:DATA:TELecom:ERRor:CURRent?

FETCh:DATA:TELecom:ERRor:SEConds?

FETCh:DATA:TELecom:ERRor:RATE?

:FETCh:DATA:TELecom:ERRor:COUNt?

Description

This query returns the count of all errors related to the test such as Ethernet, Pattern and Other. It also returns the combined status for all the tests.

At *RST condition, this value is device dependent.

Syntax

:FETCh:DATA:TELecom:ERRor:COUNt? <wsp><Error>,[<Channel Number or Client ID>]

Parameter(s)

Error:

The program data syntax for the first parameter is defined as a <CHARACTER PROGRAM DATA> element.

Selects all errors related to the selected test and all the tests.

1588PTP, CLOCK, CPRI, DS1, DS3, E1, E2, E3, E4, ELECTRICAL, ETHernet, FCHannel, FEC, GFPChannel, GFPFrame, HOPTCM, IPUDP, LINE, LOP, LOPTCM, LOPTU3, ODU0, ODU0GMP, ODU1, ODU1E, ODU1ETCM, ODU1F, ODU1FTCM, ODU2, ODU2E, ODU2ETCM, ODU2F, ODU2FTCM, ODU2GMP, ODU3, ODU3E1, ODU3E1TCM, ODU3E2, ODU3E2TCM, ODU3GMP, ODU4, ODU4GMP, ODU4TCM, ODUFLEX, ODUFLEXTCM, ODUTCM0, ODUTCM1, ODUTCM2, ODUTCM3, OPTICAL, OPU0, OPU1, OPU1E, OPU1F, OPU2, OPU2E, OPU2F, OPU3, OPU3E1, OPU3E2, OPU4, OPUFLEX, OTL, OTU1, OTU1E, OTU1F, OTU2, OTU2E, OTU2F, OTU3, OTU3E1, OTU3E2, OTU4, PATH, PATTern, PCS, PORT, QOSDTS, QOSDUALPORT, QOSMETRICS, RSFEC, SECTION, SYNCE, WIS, XCODING

Channel Number or Client ID:

The program data syntax for the second parameter is defined as a <DECIMAL NUMERIC PROGRAM DATA> element.

Optional parameter, applicable to Multi-Channel OTN and FlexO BERT only.

For Multi-Channel OTN, selects the channel number.

For FlexO BERT, selects the client ID.

Response Syntax

<Count>

:FETCh:DATA:TELecom:ERRor:COUNt?

Response(s)

Count:

The response data syntax for the first parameter is defined as a <STRING RESPONSE DATA> element.

Returns the error count for the selected test errors and all the test errors.

Example(s)

FETC:DATA:TEL:ERR:COUN? ODU3

FETC:DATA:TEL:ERR:COUN? ODU3, 3

See Also

FETCh:DATA:TELecom:ERRor:HISTory?

FETCh:DATA:TELecom:ERRor:CURRent?

FETCh:DATA:TELecom:ERRor:SEConds?

FETCh:DATA:TELecom:ERRor:RATE?

:FETCh:DATA:TELecom:ERRor:CURRent?

Description

This query returns the current status of all errors related to the test such as Ethernet, Pattern and Other. It also returns the combined status for all the tests.

At *RST condition, this value is device dependent.

Syntax

:FETCh:DATA:TELecom:ERRor:CURRent? <wsp><Error>,[<Channel Number or Client ID>]

Parameter(s)

Error:

The program data syntax for the first parameter is defined as a <CHARACTER PROGRAM DATA> element.

Selects all errors related to the selected test and all the tests.

1588PTP, CLOCK, CPRI, DS1, DS3, E1, E2, E3, E4, ELECTRICAL, ETHernet, FCHannel, FEC, GFPChannel, GFPFrame, HOPTCM, IPUDP, LINE, LOP, LOPTCM, LOPTU3, ODU0, ODU0GMP, ODU1, ODU1E, ODU1ETCM, ODU1F, ODU1FTCM, ODU2, ODU2E, ODU2ETCM, ODU2F, ODU2FTCM, ODU2GMP, ODU3, ODU3E1, ODU3E1TCM, ODU3E2, ODU3E2TCM, ODU3GMP, ODU4, ODU4GMP, ODU4TCM, ODUFLEX, ODUFLEXTCM, ODUTCM0, ODUTCM1, ODUTCM2, ODUTCM3, OPTICAL, OPU0, OPU1, OPU1E, OPU1F, OPU2, OPU2E, OPU2F, OPU3, OPU3E1, OPU3E2, OPU4, OPUFLEX, OTL, OTU1, OTU1E, OTU1F, OTU2, OTU2E, OTU2F, OTU3, OTU3E1, OTU3E2, OTU4, PATH, PATTern, PCS, PORT, QOSDTS, QOSDUALPORT, QOSMETRICS, RSFEC, SECTION, SYNCE, WIS, XCODING

Channel Number or Client ID:

The program data syntax for the second parameter is defined as a <DECIMAL NUMERIC PROGRAM DATA> element.

Optional parameter, applicable to Multi-Channel OTN and FlexO BERT only.

For Multi-Channel OTN, selects the channel number.

For FlexO BERT, selects the client ID.

Response Syntax

<Current>

:FETCh:DATA:TELecom:ERRor:CURRent?

Response(s)

Current:

The response data syntax for the first parameter is defined as a <STRING RESPONSE DATA> element.

Returns the current error status of the selected test and all the tests.

Example(s)

FETC:DATA:TEL:ERR:CURR? ODU3

FETC:DATA:TEL:ERR:CURR? ODU3, 3

See Also

FETCh:DATA:TELecom:ERRor:HISTory?

FETCh:DATA:TELecom:ERRor:SEConds?

FETCh:DATA:TELecom:ERRor:RATE?

FETCh:DATA:TELecom:ERRor:COUNT?

:FETCh:DATA:TELecom:ERRor:HISTory?

Description

This query returns the history status of all errors related to the test such as Ethernet, Pattern and Other. It also returns the combined status for all the tests.

At *RST condition, this value is device dependent.

Syntax

:FETCh:DATA:TELecom:ERRor:HISTory? <wsp><Error>,[<Channel Number or Client ID>]

Parameter(s)

Error:

The program data syntax for the first parameter is defined as a <CHARACTER PROGRAM DATA> element.

Selects all errors related to the selected test and all the tests.

1588PTP, CLOCK, CPRI, DS1, DS3, E1, E2, E3, E4, ELECTRICAL, ETHernet, FCHannel, FEC, GFPChannel, GFPFrame, HOPTCM, IPUDP, LINE, LOP, LOPTCM, LOPTU3, ODU0, ODU0GMP, ODU1, ODU1E, ODU1ETCM, ODU1F, ODU1FTCM, ODU2, ODU2E, ODU2ETCM, ODU2F, ODU2FTCM, ODU2GMP, ODU3, ODU3E1, ODU3E1TCM, ODU3E2, ODU3E2TCM, ODU3GMP, ODU4, ODU4GMP, ODU4TCM, ODUFLEX, ODUFLEXTCM, ODUTCM0, ODUTCM1, ODUTCM2, ODUTCM3, OPTICAL, OPU0, OPU1, OPU1E, OPU1F, OPU2, OPU2E, OPU2F, OPU3, OPU3E1, OPU3E2, OPU4, OPUFLEX, OTL, OTU1, OTU1E, OTU1F, OTU2, OTU2E, OTU2F, OTU3, OTU3E1, OTU3E2, OTU4, PATH, PATTern, PCS, PORT, QOSDTS, QOSDUALPORT, QOSMETRICS, RSFEC, SECTION, SYNCE, WIS, XCODING

Channel Number or Client ID:

The program data syntax for the second parameter is defined as a <DECIMAL NUMERIC PROGRAM DATA> element.

Optional parameter, applicable to Multi-Channel OTN and FlexO BERT only.

For Multi-Channel OTN, selects the channel number.

For FlexO BERT, selects the client ID.

Response Syntax

<History>

:FETCh:DATA:TELecom:ERRor:HISTory?

Response(s)

History:

The response data syntax for the first parameter is defined as a <STRING RESPONSE DATA> element.

Returns the error history status of the selected test and all the tests.

Example(s)

FETC:DATA:TEL:ERR:HIST? ODU3

FETC:DATA:TEL:ERR:HIST? ODU3, 3

See Also

FETCh:DATA:TELecom:ERRor:CURRent?

FETCh:DATA:TELecom:ERRor:SEConds?

FETCh:DATA:TELecom:ERRor:RATE?

FETCh:DATA:TELecom:ERRor:COUNT?

:FETCh:DATA:TELecom:ERRor:RATE:TOTal?

Description

This query returns the total current rate of all errors related to the test such as Ethernet, Pattern and Other. It also returns the combined status for all the tests.

At *RST condition, this value is device dependent.

Syntax

:FETCh:DATA:TELecom:ERRor:RATE:TOTal? <wsp><Error>

Parameter(s)

Error:

The program data syntax for the first parameter is defined as a <CHARACTER PROGRAM DATA> element.

Selects all errors related to the selected test and all the tests.

Retrieves all error related to OTL, XCODING, or PCS.

Response Syntax

<Rate>

Response(s)

Rate:

The response data syntax for the first parameter is defined as a <STRING RESPONSE DATA> element.

Returns the total current error rate for the selected test errors and all the test errors.

Example(s)

FETC:DATA:TEL:ERR:RATE:TOT? OTL

See Also

FETCh:DATA:TELecom:ERRor:HISTory?

FETCh:DATA:TELecom:ERRor:CURRent?

FETCh:DATA:TELecom:ERRor:SEConds?

FETCh:DATA:TELecom:ERRor:COUNT?

:FETCh:DATA:TELecom:ERRor:RATE?

Description

This query returns the current rate of all errors related to the test such as Ethernet, Pattern and Other. It also returns the combined status for all the tests.

At *RST condition, this value is device dependent.

Syntax

:FETCh:DATA:TELecom:ERRor:RATE? <wsp><Error>,[<Channel Number or Client ID>]

Parameter(s)

Error:

The program data syntax for the first parameter is defined as a <CHARACTER PROGRAM DATA> element.

Selects all errors related to the selected test and all the tests.

1588PTP, CLOCK, CPRI, DS1, DS3, E1, E2, E3, E4, ELECTRICAL, ETHernet, FCHannel, FEC, GFPChannel, GFPFrame, HOPTCM, IPUDP, LINE, LOP, LOPTCM, LOPTU3, ODU0, ODU0GMP, ODU1, ODU1E, ODU1ETCM, ODU1F, ODU1FTCM, ODU2, ODU2E, ODU2ETCM, ODU2F, ODU2FTCM, ODU2GMP, ODU3, ODU3E1, ODU3E1TCM, ODU3E2, ODU3E2TCM, ODU3GMP, ODU4, ODU4GMP, ODU4TCM, ODUFLEX, ODUFLEXTCM, ODUTCM0, ODUTCM1, ODUTCM2, ODUTCM3, OPTICAL, OPU0, OPU1, OPU1E, OPU1F, OPU2, OPU2E, OPU2F, OPU3, OPU3E1, OPU3E2, OPU4, OPUFLEX, OTL, OTU1, OTU1E, OTU1F, OTU2, OTU2E, OTU2F, OTU3, OTU3E1, OTU3E2, OTU4, PATH, PATTern, PCS, PORT, QOSDTS, QOSDUALPORT, QOSMETRICS, RSFEC, SECTION, SYNCE, WIS, XCODING

Channel Number or Client ID:

The program data syntax for the second parameter is defined as a <DECIMAL NUMERIC PROGRAM DATA> element.

Optional parameter, applicable to Multi-Channel OTN and FlexO BERT only.

For Multi-Channel OTN, selects the channel number.

For FlexO BERT, selects the client ID.

Response Syntax

<Rate>

:FETCh:DATA:TELecom:ERRor:RATE?

Response(s)

Rate:

The response data syntax for the first parameter is defined as a <STRING RESPONSE DATA> element.

Returns the current error rate for the selected test errors and all the test errors.

Example(s)

FETC:DATA:TEL:ERR:RATE? ODU3

FETC:DATA:TEL:ERR:RATE? ODU3, 3

See Also

FETCh:DATA:TELecom:ERRor:HISTory?

FETCh:DATA:TELecom:ERRor:CURRent?

FETCh:DATA:TELecom:ERRor:SEConds?

FETCh:DATA:TELecom:ERRor:COUNT?

:FETCh:DATA:TELecom:ERRor:SEConds?

Description

This query returns the number of seconds within which all errors related to the test such as Ethernet, Pattern and Other occurred. It also returns the combined status for all the tests.

At *RST condition, this value is device dependent.

Syntax

:FETCh:DATA:TELecom:ERRor:SEConds? <wsp><Error>,[<Channel Number or Client ID>]

Parameter(s)

Error:

The program data syntax for the first parameter is defined as a <CHARACTER PROGRAM DATA> element.

Selects all errors related to the selected test and all the tests.

1588PTP, CLOCK, CPRI, DS1, DS3, E1, E2, E3, E4, ELECTRICAL, ETHernet, FCHannel, FEC, GFPChannel, GFPFrame, HOPTCM, IPUDP, LINE, LOP, LOPTCM, LOPTU3, ODU0, ODU0GMP, ODU1, ODU1E, ODU1ETCM, ODU1F, ODU1FTCM, ODU2, ODU2E, ODU2ETCM, ODU2F, ODU2FTCM, ODU2GMP, ODU3, ODU3E1, ODU3E1TCM, ODU3E2, ODU3E2TCM, ODU3GMP, ODU4, ODU4GMP, ODU4TCM, ODUFLEX, ODUFLEXTCM, ODUTCM0, ODUTCM1, ODUTCM2, ODUTCM3, OPTICAL, OPU0, OPU1, OPU1E, OPU1F, OPU2, OPU2E, OPU2F, OPU3, OPU3E1, OPU3E2, OPU4, OPUFLEX, OTL, OTU1, OTU1E, OTU1F, OTU2, OTU2E, OTU2F, OTU3, OTU3E1, OTU3E2, OTU4, PATH, PATTern, PCS, PORT, QOSDTS, QOSDUALPORT, QOSMETRICS, RSFEC, SECTION, SYNCE, WIS, XCODING

Channel Number or Client ID:

The program data syntax for the second parameter is defined as a <DECIMAL NUMERIC PROGRAM DATA> element.

Optional parameter, applicable to Multi-Channel OTN and FlexO BERT only.

For Multi-Channel OTN, selects the channel number.

For FlexO BERT, selects the client ID.

Response Syntax

<Seconds>

:FETCh:DATA:TELecom:ERRor:SEConds?

Response(s)

Seconds:

The response data syntax for the first parameter is defined as a <STRING RESPONSE DATA> element.

Returns the number of seconds within which the selected test errors and all the test errors occurred.

Example(s)

FETC:DATA:TEL:ERR:SEC? ODU3

FETC:DATA:TEL:ERR:SEC? ODU3, 3

See Also

FETCh:DATA:TELecom:ERRor:HISTory?

FETCh:DATA:TELecom:ERRor:CURRent?

FETCh:DATA:TELecom:ERRor:RATE?

FETCh:DATA:TELecom:ERRor:COUNT?

:FETCh:DATA:TELecom:ETHernet:ALARm:LRATe:GLOBal:CURRent?

Description

This query returns the current status of Ethernet alarm (rates up to 25G or FlexE client).

At *RST condition, this value is device-dependent.

Navigation Path: Results > Alarms/Errors > Ethernet > Alarms

Navigation Path: Results > Alarms/Errors > Client > Ethernet > Alarms

Syntax

:FETCh:DATA:TELecom:ETHernet:ALARm:LRATe:GLOBal:CURRent? <wsp><Alarm>

Parameter(s)

Alarm:

The program data syntax for the first parameter is defined as a <CHARACTER PROGRAM DATA> element.

Selects the alarm:

HIBer: Hi-BER

LDOWn: Link Down

LFAult: Local Fault

LFAD: L Fault Det

LFAR: L Fault Rcd

RFAult: Remote Fault

Response Syntax

<Current>

Response(s)

Current:

The response data syntax for the first parameter is defined as a <CHARACTER RESPONSE DATA> element.

Returns the current alarm status:

PRESENT: An alarm has occurred in the last second.

ABSENT: No alarm has occurred in the last second.

INACTIVE: No test result available.

Example(s)

FETC:DATA:TEL:ETH:ALAR:LRAT:GLOB:CURR? LDOWN

See Also

FETCh:DATA:TELecom:ETHernet:ALARm:PHYSical:GLOBal:HISTory?

SOURce:DATA:TELecom:FETHernet:CLIent:IDentifier

:FETCh:DATA:TELecom:ETHernet:ALARm:LRATe:GLOBal:HISTory?

Description

This query returns the history status of the Ethernet alarm (rates up to 25G or FlexE client).

At *RST condition, this value is set to device-dependent.

Navigation Path: Results > Alarms/Errors > Ethernet > Alarms

Navigation Path: Results > Alarms/Errors > Client > Ethernet > Alarms

Syntax

:FETCh:DATA:TELecom:ETHernet:ALARm:LRATe:GLOBal:HISTory? <wsp><Alarm>

Parameter(s)

Alarm:

The program data syntax for the first parameter is defined as a <CHARACTER PROGRAM DATA> element.

Selects the alarm:

HIBer: Hi-BER

LDOWn: Link Down

LFAult: Local Fault

LFAD: L Fault Det

LFAR: L Fault Rcd

RFAult: Remote Fault

Response Syntax

<History>

Response(s)

History:

The response data syntax for the first parameter is defined as a <CHARACTER RESPONSE DATA> element.

Reports the history status of ethernet alarm.

PRESENT, indicates that at least one alarm has occurred.

ABSENT, indicates that no alarm occurred.

INACTIVE, indicates that the test did not run yet.

Example(s)

FETC:DATA:TEL:ETH:ALAR:LRAT:GLOB:HIST? LDOWN

See Also

FETCh:DATA:TELecom:ETHernet:ALARm:PHYSical:GLOBal:CURRent?

SOURce:DATA:TELecom:FETHernet:CLIent:IDentifier

:FETCh:DATA:TELecom:ETHernet:ALARm:LRATe:GLOBal:SEConds?

Description

This query returns the number of seconds within which an Ethernet alarm occurred (rates up to 25G or FlexE client).

At *RST condition, this value is set to device-dependent.

Navigation Path: Results > Alarms/Errors > Ethernet > Alarms

Navigation Path: Results > Alarms/Errors > Client > Ethernet > Alarms

Syntax

:FETCh:DATA:TELecom:ETHernet:ALARm:LRATe:GLOBal:SEConds? <wsp><Alarm>

Parameter(s)

Alarm:

The program data syntax for the first parameter is defined as a <CHARACTER PROGRAM DATA> element.

Selects the alarm:

HIBer: Hi-BER

LDOWn: Link Down

LFAult: Local Fault

LFAD: L Fault Det

LFAR: L Fault Rcd

RFAult: Remote Fault

Response Syntax

<Seconds>

Response(s)

Seconds:

The response data syntax for the first parameter is defined as a <NR1 NUMERIC RESPONSE DATA> element.

Reports the number of seconds of ethernet alarm.

Example(s)

FETC:DATA:TEL:ETH:ALAR:LRAT:GLOB:SEC? LDOWN

See Also

FETCh:DATA:TELecom:ETHernet:ALARm:PHYSical:GLOBal:HISTory?

SOURce:DATA:TELecom:FETHernet:CLIent:IDentifier

:FETCh:DATA:TELecom:ETHernet:ALARm:MAC:CURRent?

Description

This query returns the current status of Ethernet (FlexE Client) alarm.

At *RST condition, this value is device dependent.

Navigation Path: Results > Alarms/Errors > Client > Ethernet > Alarms

Syntax

:FETCh:DATA:TELecom:ETHernet:ALARm:MAC:CURRent? <wsp><Alarm>

Parameter(s)

Alarm:

The program data syntax for the first parameter is defined as a <CHARACTER PROGRAM DATA> element.

Selects the alarm:

NTRAFFIC: No Traffic.

Response Syntax

<Current>

Response(s)

Current:

The response data syntax for the first parameter is defined as a <CHARACTER RESPONSE DATA> element.

Returns the current alarm status:

PRESENT: An alarm has occurred in the last second.

ABSENT: No alarm has occurred in the last second.

INACTIVE: No test result available.

Example(s)

FETC:DATA:TEL:ETH:ALAR:MAC:CURR? NTRAFFIC

:FETCh:DATA:TELecom:ETHernet:ALARm:MAC:HISTory?

Description

This query returns the history status of Ethernet (FlexE Client) alarm.

At *RST condition, this value is device dependent.

Navigation Path: Results > Alarms/Errors > Client > Ethernet > Alarms

Syntax

:FETCh:DATA:TELecom:ETHernet:ALARm:MAC:HISTory? <wsp><Alarm>

Parameter(s)

Alarm:

The program data syntax for the first parameter is defined as a <CHARACTER PROGRAM DATA> element.

Selects the alarm:

NTRAFFIC: No Traffic

Response Syntax

<History>

Response(s)

History:

The response data syntax for the first parameter is defined as a <CHARACTER RESPONSE DATA> element.

Returns the history alarm status:

PRESENT: At least one alarm has occurred during the test.

ABSENT: No alarm has occurred during the test.

INACTIVE: No test result available.

Example(s)

FETC:DATA:TEL:ALAR:ERR:MAC:HIST? NTRAFFIC

:FETCh:DATA:TELecom:ETHernet:ALARm:MAC:SEConds?

Description

This query returns the number of seconds within which Ethernet (FlexE Client) alarm occurred.

At *RST condition, this value is device dependent.

Navigation Path: Results > Alarms/Errors > Client > Ethernet > Alarms

Syntax

:FETCh:DATA:TELecom:ETHernet:ALARm:MAC:SEConds? <wsp><Alarm>

Parameter(s)

Alarm:

The program data syntax for the first parameter is defined as a <CHARACTER PROGRAM DATA> element.

Selects the alarm:

NTRAFFIC:No Traffic

Response Syntax

<Seconds>

Response(s)

Seconds:

The response data syntax for the first parameter is defined as a <NR1 NUMERIC RESPONSE DATA> element.

Returns the number of seconds in alarm.

Example(s)

FETC:DATA:TEL:ETH:ALAR:MAC:SEC? NTRAFFIC

:FETCh:DATA:TELecom:ETHernet:ALARm:PHYSical:CURRent?

Description

This query returns the current status of PCS Lanes (per lane) alarm.

At *RST condition, this value is set to device-dependent.

Navigation Path: Results > Alarms/Errors > PCS Lanes > Alarms

Navigation Path: Results > Alarms/Errors > PHY > PCS Lanes > Alarms

Navigation Path: Functions > 40/50/100/400G Advanced > Lanes Mapping & Skew > Alarms

Syntax

:FETCh:DATA:TELecom:ETHernet:ALARm:PHYSical:CURRent? <wsp><Lane>, <Alarm>

Parameter(s)

Lane:

The program data syntax for the first parameter is defined as a <DECIMAL NUMERIC PROGRAM DATA> element.

Selects the lane number.

Alarm:

The program data syntax for the second parameter is defined as a <CHARACTER PROGRAM DATA> element.

Selects the alarm:

LOAML

LOBL

SKEW: Exc. Skew

Response Syntax

<Current>

Response(s)

Current:

The response data syntax for the first parameter is defined as a <CHARACTER RESPONSE DATA> element.

Returns the current alarm status:

PRESENT: An alarm has occurred in the last second.

ABSENT: No alarm has occurred in the last second.

INACTIVE: No test result available.

Example(s)

FETC:DATA:TEL:ETH:ALAR:PHYS:CURR? 1, LOBL

See Also

FETCh:DATA:TELecom:ETHernet:ALARm:PHYSical:GLOBal:CURRent?

:FETCh:DATA:TELecom:ETHernet:ALARm:PHYSical:GLOBal:CURRent?

Description

This query returns the current status of Ethernet/PCS (global) alarm (parallel interfaces or serial interfaces 25G and up).

At *RST condition, this value is set to device-dependent.

Navigation Path: Results > Alarms/Errors > Ethernet > Alarms

Navigation Path: Results > Alarms/Errors > PCS Lanes > Alarms

Navigation Path: Results > Alarms/Errors > PHY > PHY > Alarms

Syntax

:FETCh:DATA:TELecom:ETHernet:ALARm:PHYSical:GLOBal:CURRent? <wsp><Alarm>

Parameter(s)

Alarm:

The program data syntax for the first parameter is defined as a <CHARACTER PROGRAM DATA> element.

Selects the alarm:

- For parallel/serial interfaces:

HISer: Hi-SER

LOA

- For parallel interfaces:

HIBer: Hi-BER

INVM: Inv. Mapping

LDSERD: L Deg SER Det (400G)

LDSERR: L Deg SER Rcd (400G)

LDOWn: Link Down

LFAD: L Fault Det

LFAR: L Fault Rcd

LOAML

LOBL

RDSER: R Deg SER (400G)

RFAult: Remote Fault

SKEW: Exc. Skew

Response Syntax

<Current>

:FETCh:DATA:TELecom:ETHernet:ALARm:PHYSical:GLOBal:CURRent?

Response(s)

Current:

The response data syntax for the first parameter is defined as a <CHARACTER RESPONSE DATA> element.

Returns the current alarm status:

PRESENT: An alarm has occurred in the last second.

ABSENT: No alarm has occurred in the last second.

INACTIVE: No test result available.

Example(s)

FETC:DATA:TEL:ETH:ALAR:PHYS:GLOB:CURR? LOA

See Also

FETCh:DATA:TELecom:ETHernet:ALARm:PHYSical:GLOBal:HISTory?

:FETCh:DATA:TELecom:ETHernet:ALARm:PHYSical:GLOBal:HISTory?

Description

This query returns the history status of Ethernet/PCS (global) alarm (parallel interfaces or serial interfaces 25G and up).

At *RST condition, this value is set to device-dependent.

Navigation Path: Results > Alarms/Errors > Ethernet > Alarms

Navigation Path: Results > Alarms/Errors > PCS Lanes > Alarms

Navigation Path: Results > Alarms/Errors > PHY > PHY > Alarms

Syntax

:FETCh:DATA:TELecom:ETHernet:ALARm:PHYSical:GLOBal:HISTory? <wsp><Alarm>

Parameter(s)

Alarm:

The program data syntax for the first parameter is defined as a <CHARACTER PROGRAM DATA> element.

Selects the alarm:

- For parallel/serial interfaces:

HISer: Hi-SER

LOA

- For parallel interfaces:

HIBer: Hi-BER

INVM: Inv. Mapping

LDSERD: L Deg SER Det (400G)

LDSERR: L Deg SER Rcd (400G)

LDOWn: Link Down

LFAD: L Fault Det

LFAR: L Fault Rcd

LOAML

LOBL

RDSER: R Deg SER (400G)

RFAult: Remote Fault

SKEW: Exc. Skew

Response Syntax

<History>

:FETCh:DATA:TELecom:ETHernet:ALARm:PHYSical:GLOBal:HISTory?

Response(s)

History:

The response data syntax for the first parameter is defined as a <CHARACTER RESPONSE DATA> element.

Returns the history alarm status:

PRESENT: At least one alarm has occurred during the test.

ABSENT: No alarm has occurred during the test.

INACTIVE: No test result available.

Example(s)

FETC:DATA:TEL:ETH:ALAR:PHYS:GLOB:HIST? LOA

See Also

FETCh:DATA:TELecom:ETHernet:ALARm:PHYSical:GLOBal:CURRent?

:FETCh:DATA:TELecom:ETHernet:ALARm:PHYSical:GLOBal:SECONds?

Description

This query returns the number of seconds within which Ethernet/PCS (global) alarm occurred (parallel interfaces or serial interfaces 25G and up).

At *RST condition, this value is set to device-dependent.

Navigation Path: Results > Alarms/Errors > Ethernet > Alarms

Navigation Path: Results > Alarms/Errors > PCS Lanes > Alarms

Navigation Path: Results > Alarms/Errors > PHY > PHY > Alarms

Syntax

:FETCh:DATA:TELecom:ETHernet:ALARm:PHYSical:GLOBal:SEConds? <wsp><Alarm>

Parameter(s)

Alarm:

The program data syntax for the first parameter is defined as a <CHARACTER PROGRAM DATA> element.

Selects the alarm:

- For parallel/serial interfaces:

HISer: Hi-SER

LOA

- For parallel interfaces:

HIBer: Hi-BER

INVM: Inv. Mapping

LDSERD: L Deg SER Det (400G)

LDSERR: L Deg SER Rcd (400G)

LDOWn: Link Down

LFAD: L Fault Det

LFAR: L Fault Rcd

RDSER: R Deg SER (400G)

RFAult: Remote Fault

Response Syntax

<Seconds>

:FETCh:DATA:TELecom:ETHernet:ALARm:PHYSical:GLOBal:SECONds?

Response(s)

Seconds:

The response data syntax for the first parameter is defined as a <NR1 NUMERIC RESPONSE DATA> element.

Returns the number of seconds in alarm.

Example(s)

FETC:DATA:TEL:ETH:ALAR:PHYS:GLOB:SEC? LOA

See Also

FETCh:DATA:TELecom:ETHernet:ALARm:PHYSical:GLOBal:HISTory?

:FETCh:DATA:TELecom:ETHernet:ALARm:PHYSical:HISTory?

Description

This query returns the history status of PCS Lanes (per lane) alarm occurred.

At *RST condition, this value is set to device-dependent.

Navigation Path: Results > Alarms/Errors > PCS Lanes > Alarms

Navigation Path: Results > Alarms/Errors > PHY > PCS Lanes > Alarms

Navigation Path: Functions > 40/50/100/400G Advanced > Lanes Mapping & Skew > Alarms

Syntax

:FETCh:DATA:TELecom:ETHernet:ALARm:PHYSical:HISTory? <wsp><Lane>, <Alarm>

Parameter(s)

Lane:

The program data syntax for the first parameter is defined as a <DECIMAL NUMERIC PROGRAM DATA> element.

Selects the lane number.

Alarm:

The program data syntax for the second parameter is defined as a <CHARACTER PROGRAM DATA> element.

Selects the alarm:

LOAML

LOBL

SKEW: Exc. Skew

Response Syntax

<History>

Response(s)

History:

The response data syntax for the first parameter is defined as a <CHARACTER RESPONSE DATA> element.

Returns the history alarm status:

PRESENT: At least one alarm has occurred during the test.

ABSENT: No alarm has occurred during the test.

INACTIVE: No test result available.

Example(s)

FETC:DATA:TEL:ETH:ALAR:PHYS:HIST? 1, LOBL

See Also

FETCh:DATA:TELecom:ETHernet:ALARm:PHYSical:CURRent?

:FETCh:DATA:TELecom:ETHernet:ALARm:PHYSical:SEConds?

Description

This query returns the number of seconds within which PCS Lanes (per lane) alarm occurred.

At *RST condition, this value is set to device-dependent.

Navigation Path: Results > Alarms/Errors > PCS Lanes > Alarms

Navigation Path: Results > Alarms/Errors > PHY > PCS Lanes > Alarms

Navigation Path: Functions > 40/50/100/400G Advanced > Lanes Mapping & Skew > Alarms

Syntax

:FETCh:DATA:TELecom:ETHernet:ALARm:PHYSical:SEConds? <wsp><Lane>, <Alarm>

Parameter(s)

Lane:

The program data syntax for the first parameter is defined as a <DECIMAL NUMERIC PROGRAM DATA> element.

Selects the lane number.

Alarm:

The program data syntax for the second parameter is defined as a <CHARACTER PROGRAM DATA> element.

Selects the alarm:

LOAML

LOBL

SKEW: Exc. Skew

Response Syntax

<Seconds>

Response(s)

Seconds:

The response data syntax for the first parameter is defined as a <NR1 NUMERIC RESPONSE DATA> element.

Returns the number of seconds in alarm.

Example(s)

FETC:DATA:TEL:ETH:ALAR:PHYS:SEC? 1, LOBL

See Also

FETCh:DATA:TELecom:ETHernet:ALARm:PHYSical:GLOBal:SEConds?

:FETCh:DATA:TELecom:ETHernet:ALARm:RSFec:CURRent?

Description

This query returns the current status of FEC Lanes (per lane) alarm.

At *RST condition, this value is device-dependent.

Navigation Path: Results > Alarms/Errors > RS-FEC > FEC Lanes > Alarms

Navigation Path: Results > Alarms/Errors > PHY > RS-FEC > FEC Lanes > Alarms

Syntax

:FETCh:DATA:TELecom:ETHernet:ALARm:RSFec:CURRent? <wsp><Lane>, <Alarm>

Parameter(s)

Lane:

The program data syntax for the first parameter is defined as a <DECIMAL NUMERIC PROGRAM DATA> element.

Select the lane number.

Alarm:

The program data syntax for the second parameter is defined as a <CHARACTER PROGRAM DATA> element.

Selects the alarm:

FCLOAML: FEC-LOAML

FECSKEW: FEC Exc. Skew

Response Syntax

<Current Status>

Response(s)

Current Status:

The response data syntax for the first parameter is defined as a <CHARACTER RESPONSE DATA> element.

Returns the current alarm status:

PRESENT: An alarm has occurred in the last second.

ABSENT: No alarm has occurred in the last second.

INACTIVE: No test result available.

MASKED: An alarm of higher priority is present.

Example(s)

FETC:DATA:TEL:ETH:ALAR:RSF:CURR? FCLOAML

See Also

:FETCh:DATA:TELecom:ETHernet:ALARm:RSFec:HISTory?

:FETCh:DATA:TELecom:ETHernet:ALARm:RSFec:GLOBal:CURRent?

Description

This query returns the current status of RS-FEC alarm.

At *RST condition, this value is device-dependent.

Navigation Path: Results > Alarms/Errors > RS-FEC > Alarms

Navigation Path: Results > Alarms/Errors > PHY > RS-FEC > Alarms

Syntax

:FETCh:DATA:TELecom:ETHernet:ALARm:RSFec:GLOBal:CURRent? <wsp><Alarm>

Parameter(s)

Alarm:

The program data syntax for the first parameter is defined as a <CHARACTER PROGRAM DATA> element.

Selects the alarm:

FCLOA: FEC-LOA

FECDESER: FEC Degraded SER

Response Syntax

<Status>

Response(s)

Status:

The response data syntax for the first parameter is defined as a <CHARACTER RESPONSE DATA> element.

Returns the current alarm status:

PRESENT: An alarm has occurred in the last second.

ABSENT: No alarm has occurred in the last second.

INACTIVE: No test result available.

MASKED: An alarm of higher priority is present.

Example(s)

FETC:DATA:TEL:ETH:ALAR:RSF:GLOB:CURR? FCLOA

See Also

:FETCh:DATA:TELecom:ETHernet:ALARm:RSFec:GLOBal:HISTory?

:FETCh:DATA:TELecom:ETHernet:ALARm:RSFec:GLOBal:HISTory?

Description

This query returns the history status of RS-FEC alarm.

At *RST condition, this value is device-dependent.

Navigation Path: Results > Alarms/Errors > RS-FEC > Alarms

Navigation Path: Results > Alarms/Errors > PHY > RS-FEC > Alarms

Syntax

:FETCh:DATA:TELecom:ETHernet:ALARm:RSFec:GLOBal:HISTory? <wsp><Alarm>

Parameter(s)

Alarm:

The program data syntax for the first parameter is defined as a <CHARACTER PROGRAM DATA> element.

Selects the alarm:

FCLOA: FEC-LOA

FECDESER: FEC Degraded SER

Response Syntax

<Status>

Response(s)

Status:

The response data syntax for the first parameter is defined as a <CHARACTER RESPONSE DATA> element.

Returns the history alarm status:

PRESENT: At least one alarm has occurred during the test.

ABSENT: No alarm has occurred during the test.

INACTIVE: No test result available.

Example(s)

FETC:DATA:TEL:ETH:ALAR:RSF:GLOB:HIST? FCLOA

See Also

:FETCh:DATA:TELecom:ETHernet:ALARm:RSFec:GLOBal:CURRent?

:FETCh:DATA:TELecom:ETHernet:ALARm:RSFec:GLOBal:SEConds?

Description	This query returns the number of seconds within which RS-FEC alarm occurred. At *RST condition, this value is device-dependent. Navigation Path: Results > Alarms/Errors > RS-FEC > Alarms Navigation Path: Results > Alarms/Errors > PHY > RS-FEC > Alarms
Syntax	:FETCh:DATA:TELecom:ETHernet:ALARm:RSFec:GLOBal:SEConds? <wsp><Alarm>
Parameter(s)	**Alarm**: The program data syntax for the first parameter is defined as a <CHARACTER PROGRAM DATA> element. Selects the alarm: FCLOA: FEC-LOA FECDESER: FEC Degraded SER
Response Syntax	<Seconds>
Response(s)	**Seconds**: The response data syntax for the first parameter is defined as a <NR1 NUMERIC RESPONSE DATA> element. Returns the number of seconds in alarm.
Example(s)	FETC:DATA:TEL:ETH:ALAR:RSF:GLOB:SEC? FCLOA
See Also	:FETCh:DATA:TELecom:ETHernet:ALARm:RSFec:GLOBal:HISTory?

:FETCh:DATA:TELecom:ETHernet:ALARm:RSFec:HISTory?

Description

This query returns the history status of FEC Lanes (per lane) alarm.

At *RST condition, this value is device-dependent.

Navigation Path: Results > Alarms/Errors > RS-FEC > FEC Lanes > Alarms

Navigation Path: Results > Alarms/Errors > PHY > RS-FEC > FEC Lanes > Alarms

Syntax

:FETCh:DATA:TELecom:ETHernet:ALARm:RSFec:HISTory? <wsp><Lane>, <Alarm>

Parameter(s)

Lane:

The program data syntax for the first parameter is defined as a <DECIMAL NUMERIC PROGRAM DATA> element.

Select the lane number.

Alarm:

The program data syntax for the second parameter is defined as a <CHARACTER PROGRAM DATA> element.

Selects the alarm:

FCLOAML: FEC-LOAML

FECSKEW: FEC Exc. Skew

Response Syntax

<History Status>

Response(s)

History Status:

The response data syntax for the first parameter is defined as a <CHARACTER RESPONSE DATA> element.

Returns the history alarm status:

PRESENT: At least one alarm has occurred during the test.

ABSENT: No alarm has occurred during the test.

INACTIVE: No test result available.

Example(s)

FETC:DATA:TEL:ETH:ALAR:RSF:HIST? FCLOAML

See Also

:FETCh:DATA:TELecom:ETHernet:ALARm:RSFec:CURRent?

:FETCh:DATA:TELecom:ETHernet:ALARm:RSFec:SEConds?

Description

This query returns the number of seconds within which FEC Lanes (per lane) alarm occurred.

At *RST condition, this value is device-dependent.

Navigation Path: Results > Alarms/Errors > RS-FEC > FEC Lanes > Alarms

Navigation Path: Results > Alarms/Errors > PHY > RS-FEC > FEC Lanes > Alarms

Syntax

:FETCh:DATA:TELecom:ETHernet:ALARm:RSFec:SEConds? <wsp><Lane>, <Alarm>

Parameter(s)

Lane:

The program data syntax for the first parameter is defined as a <DECIMAL NUMERIC PROGRAM DATA> element.

Select the lane number.

Alarm:

The program data syntax for the second parameter is defined as a <CHARACTER PROGRAM DATA> element.

Selects the alarm:

FCLOAML: FEC-LOAML

FECSKEW: FEC Exc. Skew

Response Syntax

<Seconds>

Response(s)

Seconds:

The response data syntax for the first parameter is defined as a <NR1 NUMERIC RESPONSE DATA> element.

Returns the number of seconds in alarm.

Example(s)

FETC:DATA:TEL:ETH:ALAR:RSF:SEC? FCLOAML

See Also

:FETCh:DATA:TELecom:ETHernet:ALARm:RSFec:HISTory?

:FETCh:DATA:TELecom:ETHernet:ALARm:WIS:CURRent?

Description

This query returns the current status of WIS alarm.

At *RST condition, this value is device dependent.

Navigation Path: Results > Alarms/Errors > WIS > Alarms

Syntax

:FETCh:DATA:TELecom:ETHernet:ALARm:WIS:CURRent? <wsp><Alarm>

Parameter(s)

Alarm:

The program data syntax for the first parameter is defined as a <CHARACTER PROGRAM DATA> element.

Selects the alarm:

AISL: AIS-L

AISP: AIS-P

EPCD: EPC-D

EPPD: EPP-D

EPSD: EPS-D

LCDP: LCD-P

LOPP: LOP-P

LOF

PLMP: PLM-P

RDIL: RDI-L

RDIP: RDI-P

SEF

UNEQp: UNEQ-P

WLINk: WIS Link Down

Response Syntax

<Current>

:FETCh:DATA:TELecom:ETHernet:ALARm:WIS:CURRent?

Response(s)

Current:

The response data syntax for the first parameter is defined as a <CHARACTER RESPONSE DATA> element.

Returns the current alarm status:

PRESENT: An alarm has occurred in the last second.

ABSENT: No alarm has occurred in the last second.

INACTIVE: No test result available.

Example(s)

FETC:DATA:TEL:ETH:ALAR:WIS:CURR? SEF

See Also

FETCh:DATA:TELecom:ETHernet:ALARm:WIS:HISTory?

:FETCh:DATA:TELecom:ETHernet:ALARm:WIS:HISTory?

Description

This query returns the history status of WIS alarm.

At *RST condition, this value is device dependent.

Navigation Path: Results > Alarms/Errors > WIS > Alarms

Syntax

:FETCh:DATA:TELecom:ETHernet:ALARm:WIS:HISTory? <wsp><Alarm>

Parameter(s)

Alarm:

The program data syntax for the first parameter is defined as a <CHARACTER PROGRAM DATA> element.

Selects the alarm:

AISL: AIS-L

AISP: AIS-P

EPCD: EPC-D

EPPD: EPP-D

EPSD: EPS-D

LCDP: LCD-P

LOPP: LOP-P

LOF

PLMP: PLM-P

RDIL: RDI-L

RDIP: RDI-P

SEF

UNEQp: UNEQ-P

WLINk: WIS Link Down

Response Syntax

<History>

:FETCh:DATA:TELecom:ETHernet:ALARm:WIS:HISTory?

Response(s)

History:

The response data syntax for the first parameter is defined as a <CHARACTER RESPONSE DATA> element.

Returns the history alarm status:

PRESENT: At least one alarm has occurred during the test.

ABSENT: No alarm has occurred during the test.

INACTIVE: No test result available.

Example(s)

FETC:DATA:TEL:ETH:ALAR:WIS:HIST? SEF

See Also

FETCh:DATA:TELecom:ETHernet:ALARm:WIS:CURRent?

:FETCh:DATA:TELecom:ETHernet:ALARm:WIS:SEConds?

Description

This query returns the number of seconds within which WIS alarm occurred.

At *RST condition, this value is device dependent.

Navigation Path: Results > Alarms/Errors > WIS > Alarms

Syntax

:FETCh:DATA:TELecom:ETHernet:ALARm:WIS:SEConds? <wsp><Alarm>

Parameter(s)

Alarm:

The program data syntax for the first parameter is defined as a <CHARACTER PROGRAM DATA> element.

Selects the alarm:

AISL: AIS-L

AISP: AIS-P

EPCD: EPC-D

EPPD: EPP-D

EPSD: EPS-D

LCDP: LCD-P

LOPP: LOP-P

LOF

PLMP: PLM-P

RDIL: RDI-L

RDIP: RDI-P

SEF

UNEQp: UNEQ-P

WLINk: WIS Link Down

Response Syntax

<Seconds>

Response(s)

Seconds:

The response data syntax for the first parameter is defined as a <NR1 NUMERIC RESPONSE DATA> element.

Returns the number of seconds in alarm.

Example(s)

FETC:DATA:TEL:ETH:ALAR:WIS:SEC? SEF

See Also

FETCh:DATA:TELecom:ETHernet:ERRor:WIS:History?

:FETCh:DATA:TELecom:ETHernet:COFFset:ALARm:CURRent?

Description

This query returns the current status of the Client Frequency alarm.

At *RST condition, this value is device dependent.

Navigation Path: Results > Alarms/Errors > ODUflex > BER > Alarms > Client Frequency

Navigation Path: Results > Alarms/Errors > Ethernet > Ethernet > Alarms > Client frequency

Syntax

:FETCh:DATA:TELecom:ETHernet:COFFset:ALARm:CURRent? <wsp><Alarm>

Parameter(s)

Alarm:

The program data syntax for the first parameter is defined as a <CHARACTER PROGRAM DATA> element.

Selects the alarm:

CFRequency: Client Frequency

Response Syntax

<Current>

Response(s)

Current:

The response data syntax for the first parameter is defined as a <CHARACTER RESPONSE DATA> element.

Returns the current alarm status:

PRESENT: An alarm has occurred in the last second.

ABSENT: No alarm has occurred in the last second.

INACTIVE: No test result available.

Example(s)

FETC:DATA:TEL:ETH:COFF:ALAR:CURR? CFR

See Also

FETCh:DATA:TELecom:ETHernet:COFFset:ALARm: SEConds?

:FETCh:DATA:TELecom:ETHernet:COFFset:ALARm:HISTory?

Description

This query returns the history status of the Client Frequency alarm.

At *RST condition, this value is device dependent.

Navigation Path: Results > Alarms/Errors > ODUflex > BER > Alarms > Client Frequency

Navigation Path: Results > Alarms/Errors > Ethernet > Ethernet > Alarms > Client frequency

Syntax

:FETCh:DATA:TELecom:ETHernet:COFFset:ALARm:HISTory? <wsp><Alarm>

Parameter(s)

Alarm:

The program data syntax for the first parameter is defined as a <CHARACTER PROGRAM DATA> element.

Selects the alarm:

CFRequency: Client Frequency

Response Syntax

<History>

Response(s)

History:

The response data syntax for the first parameter is defined as a <CHARACTER RESPONSE DATA> element.

Returns the history alarm status:

PRESENT: At least one alarm has occurred during the test.

ABSENT: No alarm has occurred during the test.

INACTIVE: No test result available.

Example(s)

FETC:DATA:TEL:ETH:COFF:ALAR:HIST? CFR

See Also

FETCh:DATA:TELecom:ETHernet:COFFset:ALARm: SEConds?

:FETCh:DATA:TELecom:ETHernet:COFFset:ALARm:SEConds?

Description

This query returns the number of seconds within which a Client Frequency alarm occurred.

At *RST condition, this value is device dependent.

Navigation Path: Results > Alarms/Errors > ODUflex > BER > Alarms > Client Frequency

Navigation Path: Results > Alarms/Errors > Ethernet > Ethernet > Alarms > Client frequency

Syntax

:FETCh:DATA:TELecom:ETHernet:COFFset:ALARm:SEConds? <wsp><Alarm>

Parameter(s)

Alarm:

The program data syntax for the first parameter is defined as a <CHARACTER PROGRAM DATA> element.

Selects the alarm:

CFRequency: Client Frequency

Response Syntax

<Seconds>

Response(s)

Seconds:

The response data syntax for the first parameter is defined as a <NR1 NUMERIC RESPONSE DATA> element.

Returns the number of seconds in alarm.

Example(s)

FETC:DATA:TEL:ETH:COFF:ALAR:SEC? CFR

See Also

FETCh:DATA:TELecom:ETHernet:COFFset:ALARm: HISTory?

:FETCh:DATA:TELecom:ETHernet:ERRor:DUALport:SANalyzer:COUNt?

Description

This query returns the count of QoS Metrics per direction for dual port.

At *RST condition, this value is device dependent.

Navigation Path: Results > Service Performace > Frame Loss / Out-of-Sequece.

Syntax

:FETCh:DATA:TELecom:ETHernet:ERRor:DUALport:SANalyzer:COUNt? <wsp><Service>, <Metric>, <Direction>

Parameter(s)

Service:

The program data syntax for the first parameter is defined as a <DECIMAL NUMERIC PROGRAM DATA> element.

Selects the service number from 1 to 10.

Metric:

The program data syntax for the second parameter is defined as a <CHARACTER PROGRAM DATA> element.

Selects the metric:

FLOSs: Frame Loss

OUTSequence: Out-of-Seq

Direction:

The program data syntax for the third parameter is defined as a <CHARACTER PROGRAM DATA> element.

Selects the port direction:

P1TOP2: P1 to P2

P2TOP1: P2 to P1

Response Syntax

<Count>

Response(s)

Count:

The response data syntax for the first parameter is defined as a <NR2 NUMERIC RESPONSE DATA> element.

Returns the count.

Example(s)

FETC:DATA:TEL:ETH:ERR:DUAL:SAN:COUN? 1, FLOSs,P1TOP2

See Also

FETCh:DATA:TELecom:EOTN:ERRor:PHYSical:CURRent?

:FETCh:DATA:TELecom:ETHernet:ERRor:DUALport:SANalyzer :CURRent?

Description

This query returns the current status of QoS Metrics per direction for dual port.

At *RST condition, this value is device dependent.

Navigation Path: Results > Service Performace > Frame Loss / Out-of-Sequece

Syntax

:FETCh:DATA:TELecom:ETHernet:ERRor:DUALport:SANalyzer:CURRent? <wsp><Stream>, <Metric>, <Direction>

Parameter(s)

Stream:

The program data syntax for the first parameter is defined as a <DECIMAL NUMERIC PROGRAM DATA> element.

Selects the service number from 1 to 10.

Metric:

The program data syntax for the second parameter is defined as a <CHARACTER PROGRAM DATA> element.

Selects the metric:

FLOSs: Frame Loss

OUTSequence: Out-of-Seq.

Direction:

The program data syntax for the third parameter is defined as a <CHARACTER PROGRAM DATA> element.

Selects the port direction:

P1TOP2: P1 to P2

P2TOP1: P2 to P1

Response Syntax

<Current>

:FETCh:DATA:TELecom:ETHernet:ERRor:DUALport:SANalyzer :CURRent?

Response(s)

Current:

The response data syntax for the first parameter is defined as a <CHARACTER RESPONSE DATA> element.

Returns the current status:

PRESENT: An error has occurred in the last second.

ABSENT: No error has occurred in the last second.

INACTIVE: No test result available.

Example(s)

FETC:DATA:TEL:ETH:ERR:DUAL:SAN:CURR? 1, FLOSs,P1TOP2

See Also

FETCh:DATA:TELecom:EOTN:ERRor:PHYSical:RATE?

:FETCh:DATA:TELecom:ETHernet:ERRor:DUALport:SANalyzer :HISTory?

Description

This query returns the history status of QoS Metrics per direction for dual port.

At *RST condition, this value is device dependent.

Navigation Path: Results > Service Performace > Frame Loss / Out-of-Sequece

Syntax

:FETCh:DATA:TELecom:ETHernet:ERRor:DUALport:SANalyzer:HISTory? <wsp><Service>, <Metric>, <Direction>

Parameter(s)

Service:

The program data syntax for the first parameter is defined as a <DECIMAL NUMERIC PROGRAM DATA> element.

Slects the service number from 1 to 10.

Metric:

The program data syntax for the second parameter is defined as a <CHARACTER PROGRAM DATA> element.

Selects the metric:

FLOSs: Frame Loss

OUTSequence: Out-of-Seq.

Direction:

The program data syntax for the third parameter is defined as a <CHARACTER PROGRAM DATA> element.

Selects the port direction:

P1TOP2: P1 to P2

P2TOP1: P2 to P1

Response Syntax

<History>

:FETCh:DATA:TELecom:ETHernet:ERRor:DUALport:SANalyzer :HISTory?

Response(s)

History:

The response data syntax for the first parameter is defined as a <CHARACTER RESPONSE DATA> element.

Returns the history status:

PRESENT: At least one error has occurred during the test.

ABSENT: No error has occurred during the test.

INACTIVE: No test result available.

Example(s)

FETC:DATA:TEL:ETH:ERR:DUAL:SAN:HIST? 1, FLOSs,P1TOP2

See Also

FETCh:DATA:TELecom:EOTN:ERRor:PHYSical:RATE?

:FETCh:DATA:TELecom:ETHernet:ERRor:DUALport:SANalyzer :RATE?

Description

This query returns the current rate of QoS Metrics per direction for dual port.

At *RST condition, this value is device dependent.

Navigation Path: Results > Service Performace > Frame Loss / Out-of-Sequece - Rate

Syntax

:FETCh:DATA:TELecom:ETHernet:ERRor:DUALport:SANalyzer:RATE? <wsp><Service>, <Metric>, <Direction>

Parameter(s)

Service:

The program data syntax for the first parameter is defined as a <DECIMAL NUMERIC PROGRAM DATA> element.

Selects the service number from 1 to 10.

Metric:

The program data syntax for the second parameter is defined as a <CHARACTER PROGRAM DATA> element.

Selects the metric:

FLOSs: Frame Loss

OUTSequence: Out-of-Seq.

Direction:

The program data syntax for the third parameter is defined as a <CHARACTER PROGRAM DATA> element.

Selects the port direction:

P1TOP2: P1 to P2

P2TOP1: P2 to P1

Response Syntax

<Rate>

Response(s)

Rate:

The response data syntax for the first parameter is defined as a <NR3 NUMERIC RESPONSE DATA> element.

Returns the current error rate.

Example(s)

FETC:DATA:TEL:ETH:ERR:DUAL:SAN:RATE? 1, FLOSs,P1TOP2

See Also

FETCh:DATA:TELecom:EOTN:ERRor:PHYSical:HISTory?

:FETCh:DATA:TELecom:ETHernet:ERRor:DUALport:SANalyzer :SEConds?

Description

This query returns the number of seconds of QoS Metric occurrences per direction for dual port.

At *RST condition, this value is device dependent.

Navigation Path: Results > Service Performace > Frame Loss / Out-of-Sequece - Seconds

Syntax

:FETCh:DATA:TELecom:ETHernet:ERRor:DUALport:SANalyzer:SEConds? <wsp><Service>, <Metric>, <Direction>

Parameter(s)

Service:

The program data syntax for the first parameter is defined as a <DECIMAL NUMERIC PROGRAM DATA> element.

Selects the service number from 1 to 10.

Metric:

The program data syntax for the second parameter is defined as a <CHARACTER PROGRAM DATA> element.

Selects the metric:

FLOSs: Frame Loss

OUTSequence: Out-of-Seq.

Direction:

The program data syntax for the third parameter is defined as a <CHARACTER PROGRAM DATA> element.

Selects the port direction:

P1TOP2: P1 to P2

P2TOP1: P2 to P1

Response Syntax

<Seconds>

Response(s)

Seconds:

The response data syntax for the first parameter is defined as a <NR1 NUMERIC RESPONSE DATA> element.

Returns the number of seconds in error.

Example(s)

FETC:DATA:TEL:ETH:ERR:DUAL:SAN:SEC? 1, FLOSs,P1TOP2

See Also

FETCh:DATA:TELecom:EOTN:ERRor:PHYSical:COUNt?

:FETCh:DATA:TELecom:ETHernet:ERRor:IPPRotocol:COUNt?

Description

This query returns the count of IP error.

At *RST condition, this value is device-dependent.

Navigation Path: Results > Alarms/Errors > IP/UDP/TCP > Errors

Syntax

:FETCh:DATA:TELecom:ETHernet:ERRor:IPPRotocol:COUNt? <wsp><Error>

Parameter(s)

Error:

The program data syntax for the first parameter is defined as a <CHARACTER PROGRAM DATA> element.

Selects the error:

IPCHecksum: IP Chksum

Response Syntax

<Count>

Response(s)

Count:

The response data syntax for the first parameter is defined as a <NR1 NUMERIC RESPONSE DATA> element.

Returns the count of error.

Example(s)

FETC:DATA:TEL:ETH:ERR:IPPR:COUN? IPCH

See Also

FETCh:DATA:TELecom:ETHernet:ERRor:UDPProtocol:COUNt?

:FETCh:DATA:TELecom:ETHernet:ERRor:IPPRotocol:CURRent?

Description

This query returns the current status of IP error.

At *RST condition, this value is device-dependent.

Navigation Path: Results > Alarms/Errors > IP/UDP/TCP > Errors

Syntax

:FETCh:DATA:TELecom:ETHernet:ERRor:IPPRotocol:CURRent? <wsp><Error>

Parameter(s)

Error:

The program data syntax for the first parameter is defined as a <CHARACTER PROGRAM DATA> element.

Selects the error:

IPCHecksum: IP Chksum

Response Syntax

<Current>

Response(s)

Current:

The response data syntax for the first parameter is defined as a <CHARACTER RESPONSE DATA> element.

Returns the current alarm status:

PRESENT: An alarm has occurred in the last second.

ABSENT: No alarm has occurred in the last second.

INACTIVE: No test result available.

Example(s)

FETC:DATA:TEL:ETH:ERR:IPPR:CURR? IPCH

See Also

FETCh:DATA:TELecom:ETHernet:ERRor:UDPProtocol:CURRent?

:FETCh:DATA:TELecom:ETHernet:ERRor:IPPRotocol:HISTory?

Description

This query returns the history status of IP error.

At *RST condition, this value is device-dependent.

Navigation Path: Results > Alarms/Errors > IP/UDP/TCP > Errors

Syntax

:FETCh:DATA:TELecom:ETHernet:ERRor:IPPRotocol:HISTory? <wsp><Error>

Parameter(s)

Error:

The program data syntax for the first parameter is defined as a <CHARACTER PROGRAM DATA> element.

Selects the error:

IPCHecksum: IP Chksum

Response Syntax

<History>

Response(s)

History:

The response data syntax for the first parameter is defined as a <CHARACTER RESPONSE DATA> element.

Returns the history alarm status:

PRESENT: At least one alarm has occurred during the test.

ABSENT: No alarm has occurred during the test.

INACTIVE: No test result available.

Example(s)

FETC:DATA:TEL:ETH:ERR:IPPR:HIST? IPCH

See Also

FETCh:DATA:TELecom:ETHernet:ERRor:UDPProtocol:HISTory?

:FETCh:DATA:TELecom:ETHernet:ERRor:IPPRotocol:RATE?

Description

This query returns the rate of IP error.

At *RST condition, this value is device-dependent.

Navigation Path: Results > Alarms/Errors > IP/UDP/TCP > Errors

Syntax

:FETCh:DATA:TELecom:ETHernet:ERRor:IPPRotocol:RATE? <wsp><Error>

Parameter(s)

Error:

The program data syntax for the first parameter is defined as a <CHARACTER PROGRAM DATA> element.

Selects the error:

IPCHecksum: IP Chksum

Response Syntax

<Rate>

Response(s)

Rate:

The response data syntax for the first parameter is defined as a <NR3 NUMERIC RESPONSE DATA> element.

Returns the rate of error.

Example(s)

FETC:DATA:TEL:ETH:ERR:IPPR:RATE? IPCH

See Also

FETCh:DATA:TELecom:ETHernet:ERRor:UDPProtocol:RATE?

:FETCh:DATA:TELecom:ETHernet:ERRor:IPPRotocol:SEConds?

Description	This query returns the number of seconds within which IP error occurred. At *RST condition, this value is set to device-dependent. Navigation Path: Results > Alarms/Errors > IP/UDP/TCP > IP Checksum
Syntax	:FETCh:DATA:TELecom:ETHernet:ERRor:IPPRotocol:SEConds? <wsp><Error>
Parameter(s)	**Error**: The program data syntax for the first parameter is defined as a <CHARACTER PROGRAM DATA> element. Selects the error: IPCHecksum: IP Chksum
Response Syntax	<Seconds>
Response(s)	**Seconds**: The response data syntax for the first parameter is defined as a <NR1 NUMERIC RESPONSE DATA> element. Returns the number of seconds in alarm.
Example(s)	FETC:DATA:TEL:ETH:ERR:IPPR:SEC? IPCH
See Also	FETCh:DATA:TELecom:ETHernet:ERRor:UDPProtocol:SEConds?

:FETCh:DATA:TELecom:ETHernet:ERRor:LRATe:GLOBal:COUNt?

Description

This query returns the count of the specified error (rates up to 25G or FlexE client).

Navigation Path: Results > Alarms/Errors > Ethernet > Errors

Navigation Path: Results > Alarms/Errors > Client > Ethernet > Errors

Syntax

:FETCh:DATA:TELecom:ETHernet:ERRor:LRATe:GLOBal:COUNt? <wsp><Error>

Parameter(s)

Error:

The program data syntax for the first parameter is defined as a <CHARACTER PROGRAM DATA> element.

Selects the error:

BLOCk: BLOCK or 66B BLOCK

FCARrier: False carrier

IDLE: Idle

SYMBol: Symbol

TERRor: Total Error

Response Syntax

<Count>

Response(s)

Count:

The response data syntax for the first parameter is defined as a <NR2 NUMERIC RESPONSE DATA> element.

Reports the count of ethernet error.

Example(s)

FETC:DATA:TEL:ETH:ERR:LRAT:GLOB:COUN? BLOCK

See Also

FETCh:DATA:TELecom:ETHernet:ERRor:PHYSical:HISTory?

SOURce:DATA:TELecom:FETHernet:CLIent:IDentifier

:FETCh:DATA:TELecom:ETHernet:ERRor:LRATe:GLOBal:CURRent?

Description

This query returns the current status of the specified error (rates up to 25G or FlexE client).

Navigation Path: Results > Alarms/Errors > Ethernet > Errors

Navigation Path: Results > Alarms/Errors > Client > Ethernet > Errors

Syntax

:FETCh:DATA:TELecom:ETHernet:ERRor:LRATe:GLOBal:CURRent? <wsp><Error>

Parameter(s)

Error:

The program data syntax for the first parameter is defined as a <CHARACTER PROGRAM DATA> element.

Selects the error:

BLOCk: BLOCK or 66B BLOCK

FCARrier: False carrier

IDLE: Idle

SYMBol: Symbol

TERRor: Total Error

Response Syntax

<Current Status>

Response(s)

Current Status:

The response data syntax for the first parameter is defined as a <CHARACTER RESPONSE DATA> element.

Reports the current status of ethernet error.

PRESENT, indicates that at least one error has occurred in the last second.

ABSENT, indicates that no error occurred.

INACTIVE, indicates that the test did not run yet.

Example(s)

FETC:DATA:TEL:ETH:ERR:LRAT:GLOB:CURR? BLOCK

See Also

FETCh:DATA:TELecom:ETHernet:ERRor:PHYSical:HISTory?

SOURce:DATA:TELecom:FETHernet:CLIent:IDentifier

:FETCh:DATA:TELecom:ETHernet:ERRor:LRATe:GLOBal:HISTory?

Description

This query returns the history status of the specified error (rates up to 25G or FlexE client)s.

Navigation Path: Results > Alarms/Errors > Ethernet > Errors

Navigation Path: Results > Alarms/Errors > Client > Ethernet > Errors

Syntax

:FETCh:DATA:TELecom:ETHernet:ERRor:LRATe:GLOBal:HISTory? <wsp><Error>

Parameter(s)

Error:

The program data syntax for the first parameter is defined as a <CHARACTER PROGRAM DATA> element.

Selects the error:

BLOCk: BLOCK or 66B BLOCK

FCARrier: False carrier

IDLE: Idle

SYMBol: Symbol

TERRor: Total Error

Response Syntax

<History Status>

Response(s)

History Status:

The response data syntax for the first parameter is defined as a <CHARACTER RESPONSE DATA> element.

Reports the history status of ethernet error.

PRESENT, indicates that at least one error has occurred.

ABSENT, indicates that no error occurred.

INACTIVE, indicates that the test did not run yet.

Example(s)

FETC:DATA:TEL:ETH:ERR:LRAT:GLOB:HIST? BLOCK

See Also

FETCh:DATA:TELecom:ETHernet:ERRor:PHYSical:HISTory?

SOURce:DATA:TELecom:FETHernet:CLIent:IDentifier

:FETCh:DATA:TELecom:ETHernet:ERRor:LRATe:GLOBal:RATE?

Description

This query returns the rate of the specified error (rates up to 25G or FlexE client).

Navigation Path: Results > Alarms/Errors > Ethernet > Errors

Navigation Path: Results > Alarms/Errors > Client > Ethernet > Errors

Syntax

:FETCh:DATA:TELecom:ETHernet:ERRor:LRATe:GLOBal:RATE? <wsp><Error>

Parameter(s)

Error:

The program data syntax for the first parameter is defined as a <CHARACTER PROGRAM DATA> element.

Selects the error:

BLOCk: BLOCK or 66B BLOCK

FCARrier: False carrier

IDLE: Idle

SYMBol: Symbol

TERRor: Total Error

Response Syntax

<Rate>

Response(s)

Rate:

The response data syntax for the first parameter is defined as a <NR3 NUMERIC RESPONSE DATA> element.

Reports the rate of ethernet error.

Example(s)

FETC:DATA:TEL:ETH:ERR:LRAT:GLOB:RATE? BLOCK

See Also

FETCh:DATA:TELecom:ETHernet:ALARm:PHYSical:GLOBal:HISTory? LOA

SOURce:DATA:TELecom:FETHernet:CLIent:IDentifier

:FETCh:DATA:TELecom:ETHernet:ERRor:LRATe:GLOBal:SEConds?

Description

This query returns the cumulative duration in seconds of the specified error (rates up to 25G or FlexE client).

Navigation Path: Results > Alarms/Errors > Ethernet > Errors

Navigation Path: Results > Alarms/Errors > Client > Ethernet > Errors

Syntax

:FETCh:DATA:TELecom:ETHernet:ERRor:LRATe:GLOBal:SEConds? <wsp><Error>

Parameter(s)

Error:

The program data syntax for the first parameter is defined as a <CHARACTER PROGRAM DATA> element.

Selects the error:

BLOCk: BLOCK or 66B BLOCK

FCARrier: False carrier

IDLE: Idle

SYMBol: Symbol

TERRor: Total Error

Response Syntax

<Seconds>

Response(s)

Seconds:

The response data syntax for the first parameter is defined as a <NR1 NUMERIC RESPONSE DATA> element.

Reports the Seconds of ethernet error.

PRESENT, indicates that at least one error has occurred.

ABSENT, indicates that no error occurred.

INACTIVE, indicates that the test did not run yet.

Example(s)

FETC:DATA:TEL:ETH:ERR:LRAT:GLOB:SEC? BLOCK

See Also

FETCh:DATA:TELecom:ETHernet:ERRor:PHYSical:HISTory?

SOURce:DATA:TELecom:FETHernet:CLIent:IDentifier

:FETCh:DATA:TELecom:ETHernet:ERRor:MAC:COUNt?

Description

This query returns the count of Ethernet error.

At *RST condition, this value is set to device-dependent.

Navigation Path: Results > Alarms/Errors > Ethernet > Errors

Navigation Path: Results > Alarms/Errors > Client > Ethernet > Errors

Syntax

:FETCh:DATA:TELecom:ETHernet:ERRor:MAC:COUNt? <wsp><Error>

Parameter(s)

Error:

The program data syntax for the first parameter is defined as a <CHARACTER PROGRAM DATA> element.

Selects the type of MAC (Media Access Control) error.

FCS: Frame Check Sequence.

JABBer: Jabber/Giant.

OVERsize: Oversize.

RUNT: Runt.

UNDersize: Undersize.

ALIGnment: Alignment.

Response Syntax

<Count>

Response(s)

Count:

The response data syntax for the first parameter is defined as a <NR2 NUMERIC RESPONSE DATA> element.

Reports the count of MAC error.

Example(s)

FETC:DATA:TEL:ETH:ERR:MAC:COUN? JABB

See Also

FETCh:DATA:TELecom:ETHernet:ERRor:MAC:RATE?

:FETCh:DATA:TELecom:ETHernet:ERRor:MAC:CURRent?

Description

This query returns the current Ethernet error status.

At *RST condition, this value is set to device-dependent.

Navigation Path: Results > Alarms/Errors > Ethernet > Errors

Navigation Path: Results > Alarms/Errors > Client > Ethernet > Errors

Syntax

:FETCh:DATA:TELecom:ETHernet:ERRor:MAC:CURRent? <wsp><Error>

Parameter(s)

Error:

The program data syntax for the first parameter is defined as a <CHARACTER PROGRAM DATA> element.

Selects the type of MAC (Media Access Control) error.

FCS: Frame Check Sequence.

JABBer: Jabber/Giant.

OVERsize: Oversize.

RUNT: Runt.

UNDersize: Undersize.

ALIGnment: Alignment.

Response Syntax

<Current>

Response(s)

Current:

The response data syntax for the first parameter is defined as a <CHARACTER RESPONSE DATA> element.

Reports the current status of MAC error.

PRESENT, indicates that at least one error has occurred in the last second.

ABSENT, indicates that there is no error.

INACTIVE, indicates that the test did not run yet.

Example(s)

FETC:DATA:TEL:ETH:ERR:MAC:CURR? JABB

See Also

FETCh:DATA:TELecom:ETHernet:ERRor:MAC:SEConds?

:FETCh:DATA:TELecom:ETHernet:ERRor:MAC:HISTory?

Description

This query returns the history Ethernet error status.

At *RST condition, this value is set to device-dependent.

Navigation Path: Results > Alarms/Errors > Ethernet > Errors

Navigation Path: Results > Alarms/Errors > Client > Ethernet > Errors

Syntax

:FETCh:DATA:TELecom:ETHernet:ERRor:MAC:HISTory? <wsp><Error>

Parameter(s)

Error:

The program data syntax for the first parameter is defined as a <CHARACTER PROGRAM DATA> element.

Selects the type of MAC (Media Access Control) error.

FCS: Frame Check Sequence.

JABBer: Jabber/Giant.

OVERsize: Oversize.

RUNT: Runt.

UNDersize: Undersize.

ALIGnment: Alignment.

Response Syntax

<History>

Response(s)

History:

The response data syntax for the first parameter is defined as a <CHARACTER RESPONSE DATA> element.

Reports the history status of MAC error.

PRESENT, indicates that at least one error has occurred.

ABSENT, indicates that no error occurred.

INACTIVE, indicates that the test did not run yet.

Example(s)

FETC:DATA:TEL:ETH:ERR:MAC:HIST? JABB

See Also

FETCh:DATA:TELecom:ETHernet:ERRor:MAC:CURRent?

:FETCh:DATA:TELecom:ETHernet:ERRor:MAC:RATE?

Description

This query returns the current Ethernet error rate.

At *RST condition, this value is set to device-dependent.

Navigation Path: Results > Alarms/Errors > Ethernet > Errors

Navigation Path: Results > Alarms/Errors > Client > Ethernet > Errors

Syntax

:FETCh:DATA:TELecom:ETHernet:ERRor:MAC:RATE? <wsp><Error>

Parameter(s)

Error:

The program data syntax for the first parameter is defined as a <CHARACTER PROGRAM DATA> element.

Selects the type of MAC (Media Access Control) error.

FCS: Frame Check Sequence.

JABBer: Jabber/Giant.

OVERsize: Oversize.

RUNT: Runt.

UNDersize: Undersize.

ALIGnment: Alignment.

Response Syntax

<Rate>

Response(s)

Rate:

The response data syntax for the first parameter is defined as a <NR3 NUMERIC RESPONSE DATA> element.

Reports the current rate of MAC error.

Example(s)

FETC:DATA:TEL:ETH:ERR:MAC:RATE? JABB

See Also

FETCh:DATA:TELecom:ETHernet:ERRor:MAC:HISTory?

:FETCh:DATA:TELecom:ETHernet:ERRor:MAC:SEConds?

Description

This query returns the number of Ethernet error seconds.

At *RST condition, this value is set to device-dependent.

Navigation Path: Results > Alarms/Errors > Ethernet > Error

Navigation Path: Results > Alarms/Errors > Client > Ethernet > Errors

Syntax

:FETCh:DATA:TELecom:ETHernet:ERRor:MAC:SEConds? <wsp><Error>

Parameter(s)

Error:

The program data syntax for the first parameter is defined as a <CHARACTER PROGRAM DATA> element.

Selects the type of MAC (Media Access Control) error.

FCS: Frame Check Sequence.

JABBer: Jabber/Giant.

OVERsize: Oversize.

RUNT: Runt.

UNDersize: Undersize.

ALIGnment: Alignment.

Response Syntax

<Seconds>

Response(s)

Seconds:

The response data syntax for the first parameter is defined as a <NR1 NUMERIC RESPONSE DATA> element.

Reports the number of seconds of MAC error.

Example(s)

FETC:DATA:TEL:ETH:ERR:MAC:SEC? JABB

See Also

FETCh:DATA:TELecom:ETHernet:ERRor:MAC:COUNt?

:FETCh:DATA:TELecom:ETHernet:ERRor:PHYSical:COUNt:TOTal?

Description

This query returns the total count within which physical error occurred.

At *RST condition, this value is set to device-dependent.

Navigation Path: Results > Alarms/Errors > PCS Lanes > Errors

Navigation Path: Results > Alarms/Errors > RS-FEC > Errors

Navigation Path: Results > Alarms/Errors > PHY > PCS Lanes > Errors

Navigation Path: Functions > 40G/50G/100G/400G Advanced > Lanes Mapping & Skew > Error

Syntax

:FETCh:DATA:TELecom:ETHernet:ERRor:PHYSical:COUNt:TOTal? <wsp><Error>

Parameter(s)

Error:

The program data syntax for the first parameter is defined as a <CHARACTER PROGRAM DATA> element.

Selects the type of PCS error.

BIP8: BIP-8

BLOCk: Block or 66B Block for 40G/100G/400G

INVALIDMARKER: Inv. Marker

FCCW: FEC Correctable Codeword

FSERR: FEC SYMBOL

FUCW: FEC Uncorrectable Codeword

ICWM: Invalid Codeword Marker

PFBE: Pre-FEC-Bit

Response Syntax

<Count>

Response(s)

Count:

The response data syntax for the first parameter is defined as a <NR1 NUMERIC RESPONSE DATA> element.

Returns the Total count of PCS/FEC error for per lane configuration.

Example(s)

FETC:DATA:TEL:ETH:ERR:PHYS:COUN:TOT? BIP8

See Also

FETCh:DATA:TELecom:ETHernet:ERRor:PHYSical:GLOBal:HISTory?

:FETCh:DATA:TELecom:ETHernet:ERRor:PHYSical:COUNt?

Description

This query returns the count of Ethernet / PCS Lanes (per lane) errors.

At *RST condition, this value is set to device-dependent.

Navigation Path: Results > Alarms/Errors > PCS Lanes > Errors

Navigation Path: Results > Alarms/Errors > PHY > PCS Lanes > Errors

Navigation Path: Functions > 40G/50G/100G/400G Advanced > Lanes Mapping & Skew > Error

Syntax

:FETCh:DATA:TELecom:ETHernet:ERRor:PHYSical:COUNt? <wsp><Lane>, <Alarm>

Parameter(s)

Lane:

The program data syntax for the first parameter is defined as a <DECIMAL NUMERIC PROGRAM DATA> element.

Selects the lane number.

Alarm:

The program data syntax for the second parameter is defined as a <CHARACTER PROGRAM DATA> element.

Selects the error:

BIP8: BIP-8

BLOCk: Block or 66B Block for 40G/100G/400G

FSERR: FEC SYMBOL

INVALIDMARKER: Invalid Marker

PFBE: Pre-FEC-Bit

Response Syntax

<Count>

Response(s)

Count:

The response data syntax for the first parameter is defined as a <NR1 NUMERIC RESPONSE DATA> element.

Returns the count of errors.

Example(s)

FETC:DATA:TEL:ETH:ERR:PHYS:COUN? 1, BIP8

See Also

FETCh:DATA:TELecom:ETHernet:ERRor:PHYSical:GLOBal:HISTory?

:FETCh:DATA:TELecom:ETHernet:ERRor:PHYSical:CURRent?

Description

This query returns the current status of Ethernet / PCS Lanes (per lane) error.

At *RST condition, this value is set to device-dependent.

Navigation Path: Results > Alarms/Errors > PCS Lanes > Errors

Navigation Path: Results > Alarms/Errors > PHY > PCS Lanes > Errors

Navigation Path: Functions > 40G/50G/100G/400G Advanced > Lanes Mapping & Skew > Error

Syntax

:FETCh:DATA:TELecom:ETHernet:ERRor:PHYSical:CURRent? <wsp><Lane>, <Alarm>

Parameter(s)

Lane:

The program data syntax for the first parameter is defined as a <DECIMAL NUMERIC PROGRAM DATA> element.

Selects the lane number.

Alarm:

The program data syntax for the second parameter is defined as a <CHARACTER PROGRAM DATA> element.

Selects the error:

BIP8: BIP-8

BLOCk: Block or 66B Block for 40G/100G/400G

INVALIDMARKER: Invalid Marker

Response Syntax

<Current>

Response(s)

Current:

The response data syntax for the first parameter is defined as a <CHARACTER RESPONSE DATA> element.

Returns the current error status:

PRESENT: An error has occurred in the last second.

ABSENT: No error has occurred in the last second.

INACTIVE: No test result available.

Example(s)

FETC:DATA:TEL:ETH:ERR:PHYS:CURR? 1, BIP8

See Also

FETCh:DATA:TELecom:ETHernet:ERRor:PHYSical:GLOBal:HISTory?

:FETCh:DATA:TELecom:ETHernet:ERRor:PHYSical:GLOBal:CURRent?

Description

This query returns the current status of Ethernet/PCS (global) error (parallel interfaces or serial interfaces 25G and up).

At *RST condition, this value is set to device-dependent.

Navigation Path: Results > Alarms/Errors > PCS Lanes > Errors

Navigation Path: Results > Alarms/Errors > RS-FEC > Errors

Navigation Path: Results > Alarms/Errors > PHY > PCS Lanes > Errors

Navigation Path: Functions > 40G/50G/100G/400G Advanced > Lanes Mapping & Skew > Error

Syntax

:FETCh:DATA:TELecom:ETHernet:ERRor:PHYSical:GLOBal:CURRent? <wsp><Error>

Parameter(s)

Error:

The program data syntax for the first parameter is defined as a <CHARACTER PROGRAM DATA> element.

Selects the error:

BIP8: PCS BIP-8

BLOCk: Block or 66B Block for 40G/100G/400G

INVALIDMARKER: Inv. Marker

FUCW: FEC-UNCOR-CW

ICWM: Inv-CW-Marker

Response Syntax

<Current>

Response(s)

Current:

The response data syntax for the first parameter is defined as a <CHARACTER RESPONSE DATA> element.

Returns the current error status:

PRESENT: An error has occurred in the last second.

ABSENT: No error has occurred in the last second.

INACTIVE: No test result available.

Example(s)

FETC:DATA:TEL:ETH:ERR:PHYS:GLOB:CURR? BIP8

See Also

FETCh:DATA:TELecom:ETHernet:ERRor:PHYSical:HISTory?

:FETCh:DATA:TELecom:ETHernet:ERRor:PHYSical:GLOBal:HISTory?

Description

This query returns the history status of Ethernet/PCS (global) error (parallel interfaces or serial interfaces 25G and up).

At *RST condition, this value is set to device-dependent.

Navigation Path: Results > Alarms/Errors > PCS Lanes > Errors

Navigation Path: Results > Alarms/Errors > RS-FEC > Errors

Navigation Path: Results > Alarms/Errors > PHY > PCS Lanes > Errors

Navigation Path: Functions > 40G/100G/400G Advanced > Lanes Mapping & Skew > Error

Syntax

:FETCh:DATA:TELecom:ETHernet:ERRor:PHYSical:GLOBal:HISTory? <wsp><Error>

Parameter(s)

Error:

The program data syntax for the first parameter is defined as a <CHARACTER PROGRAM DATA> element.

Selects the error:

BIP8: PCS BIP-8

BLOCk: Block or 66B Block for 40G/100G/400G

INVALIDMARKER: Inv. Marker

FUCW: FEC-UNCOR-CW

ICWM: Inv-CW-Marker

Response Syntax

<History>

Response(s)

History:

The response data syntax for the first parameter is defined as a <CHARACTER RESPONSE DATA> element.

Returns the history alarm status:

PRESENT: At least one alarm has occurred during the test.

ABSENT: No alarm has occurred during the test.

INACTIVE: No test result available.

Example(s)

FETC:DATA:TEL:ETH:ERR:PHYS:GLOB:HIST? BIP8

See Also

FETCh:DATA:TELecom:ETHernet:ERRor:PHYSical:HISTory?

:FETCh:DATA:TELecom:ETHernet:ERRor:PHYSical:HISTory?

Description

This query returns the history status of Ethernet / PCS Lanes (per lane) error.

At *RST condition, this value is set to device-dependent.

Navigation Path: Results > Alarms/Errors > PCS Lanes > Errors

Navigation Path: Results > Alarms/Errors > PHY > PCS Lanes > Errors

Navigation Path: Functions > 40G/50G/100G/400G Advanced > Lanes Mapping & Skew > Error

Syntax

:FETCh:DATA:TELecom:ETHernet:ERRor:PHYSical:HISTory? <wsp><Lane>, <Alarm>

Parameter(s)

Lane:

The program data syntax for the first parameter is defined as a <DECIMAL NUMERIC PROGRAM DATA> element.

Selects the lane number.

Alarm:

The program data syntax for the second parameter is defined as a <CHARACTER PROGRAM DATA> element.

Selects the error:

BIP8: BIP-8

BLOCk: Block or 66B Block for 40G/100G/400G

INVALIDMARKER: Invalid Marker

Response Syntax

<History>

Response(s)

History:

The response data syntax for the first parameter is defined as a <CHARACTER RESPONSE DATA> element.

Returns the history error status:

PRESENT: At least one error has occurred during the test.

ABSENT: No error has occurred during the test.

INACTIVE: No test result available.

Example(s)

FETC:DATA:TEL:ETH:ERR:PHYS:HIST? 1, BIP8

See Also

FETCh:DATA:TELecom:ETHernet:ERRor:PHYSical:GLOBal:HISTory?

:FETCh:DATA:TELecom:ETHernet:ERRor:PHYSical:RATE:TOTal?

Description

This query returns the total current rate of Ethernet / PCS Lanes (per lane) error.

At *RST condition, this value is set to device-dependent.

Navigation Path: Results > Alarms/Errors > PCS Lanes > Errors

Navigation Path: Results > Alarms/Errors > RS-FEC > Errors

Navigation Path: Results > Alarms/Errors > PHY > PCS Lanes > Errors

Navigation Path: Functions > 40G/50G/100G/400G Advanced > Lanes Mapping & Skew > Error

Syntax

:FETCh:DATA:TELecom:ETHernet:ERRor:PHYSical:RATE:TOTal? <wsp><Error>

Parameter(s)

Error:

The program data syntax for the first parameter is defined as a <CHARACTER PROGRAM DATA> element.

Selects the error:

BIP8: BIP-8

BLOCk: Block or 66B Block for 40G/100G/400G

INVALIDMARKER: Invalid Marker

FUCW: FEC Uncorrectable Codeword

FCCW: FEC Correctable Codeword

FSERR: FEC Symbol

ICWM: Invalid Codeword Marker

PFBE: Pre-FEC-Bit

Response Syntax

<Rate>

Response(s)

Rate:

The response data syntax for the first parameter is defined as a <NR3 NUMERIC RESPONSE DATA> element.

Returns the current error rate.

Example(s)

FETC:DATA:TEL:ETH:ERR:PHYS:RATE:TOT? BIP8

See Also

FETCh:DATA:TELecom:ETHernet:ERRor:PHYSical:GLOBal:HISTory?

:FETCh:DATA:TELecom:ETHernet:ERRor:PHYSical:RATE?

Description

This query returns the current rate of Ethernet / PCS Lanes (per lane) error.

At *RST condition, this value is device-dependent.

Navigation Path: Results > Alarms/Errors > PCS Lanes > Errors

Navigation Path: Results > Alarms/Errors > PHY > PCS Lanes > Errors

Navigation Path: Functions > 40G/50G/100G/400G Advanced > Lanes Mapping & Skew > Error

Syntax

:FETCh:DATA:TELecom:ETHernet:ERRor:PHYSical:RATE? <wsp><Error>, <Alarm>

Parameter(s)

Error:

The program data syntax for the first parameter is defined as a <DECIMAL NUMERIC PROGRAM DATA> element.

Selects the lane number.

Alarm:

The program data syntax for the second parameter is defined as a <CHARACTER PROGRAM DATA> element.

Selects the error:

BIP8: BIP-8

BLOCk: Block or 66B Block for 40G/100G/400G

FSERR: FEC SYMBOL

INVALIDMARKER: Invalid Marker

PFBE: Pre-FEC-Bit

Response Syntax

<Rate>

Response(s)

Rate:

The response data syntax for the first parameter is defined as a <NR3 NUMERIC RESPONSE DATA> element.

Returns the current error rate.

Example(s)

FETC:DATA:TEL:ETH:ERR:PHYS:RATE? 1, BIP8

See Also

FETCh:DATA:TELecom:ETHernet:ERRor:PHYSical:GLOBal:HISTory?

:FETCh:DATA:TELecom:ETHernet:ERRor:PHYSical:SEConds:TOTal?

Description

This query returns the total number of seconds within which physical error occurred.

At *RST condition, this value is set to device-dependent.

Navigation Path: Results > Alarms/Errors > PCS Lanes > Errors

Navigation Path: Results > Alarms/Errors > RS-FEC > Errors

Navigation Path: Results > Alarms/Errors > PHY > PCS Lanes > Errors

Navigation Path: Functions > 40G/50G/100G/400G Advanced > Lanes Mapping & Skew > Error

Syntax

:FETCh:DATA:TELecom:ETHernet:ERRor:PHYSical:SEConds:TOTal? <wsp><Error>

Parameter(s)

Error:

The program data syntax for the first parameter is defined as a <CHARACTER PROGRAM DATA> element.

Selects the type of PCS error.

BLOCk: Block or 66B Block for 40G/100G/400G

FUCW: FEC Uncorrectable Codeword

ICWM: Invalid Codeword Marker

Response Syntax

<Count>

Response(s)

Count:

The response data syntax for the first parameter is defined as a <NR1 NUMERIC RESPONSE DATA> element.

Returns the Total number of seconds during which errors occur on PCS lanes

Example(s)

FETC:DATA:TEL:ETH:ERR:PHYS:SEC:TOT? BLOCK

See Also

FETCh:DATA:TELecom:ETHernet:ERRor:PHYSical:COUNt:TOTAL?

:FETCh:DATA:TELecom:ETHernet:ERRor:PHYSical:SEConds?

Description

This query returns the number of seconds within which Ethernet / PCS Lanes error (per lane) occurred.

At *RST condition, this value is set to device-dependent.

Navigation Path: Results > Alarms/Errors > PCS Lanes > Errors

Navigation Path: Results > Alarms/Errors > PHY > PCS Lanes > Errors

Navigation Path: Functions > 40G/50G/100G/400G Advanced > Lanes Mapping & Skew > Error

Syntax

:FETCh:DATA:TELecom:ETHernet:ERRor:PHYSical:SEConds? <wsp><Lane>, <Alarm>

Parameter(s)

Lane:

The program data syntax for the first parameter is defined as a <DECIMAL NUMERIC PROGRAM DATA> element.

Selects the lane number.

Alarm:

The program data syntax for the second parameter is defined as a <CHARACTER PROGRAM DATA> element.

Selects the error:

BIP8: BIP-8

BLOCk: Block or 66B Block for 40G/100G/400G

INVALIDMARKER: Invalid Marker

Response Syntax

<Seconds>

Response(s)

Seconds:

The response data syntax for the first parameter is defined as a <NR1 NUMERIC RESPONSE DATA> element.

Returns the number of seconds in error.

Example(s)

FETC:DATA:TEL:ETH:ERR:PHYS:SEC? 1, BIP8

See Also

FETCh:DATA:TELecom:ETHernet:ERRor:PHYSical:GLOBal:HISTory?

:FETCh:DATA:TELecom:ETHernet:ERRor:RSFec:COUNt?

Description

This query returns the count of FEC Lanes (per lane) errors.

At *RST condition, this value is device-dependent.

Navigation Path: Results > Alarms/Errors > RS-FEC > FEC Lanes > Errors

Navigation Path: Results > Alarms/Errors > PHY > RS-FEC > FEC Lanes > Errors

Syntax

:FETCh:DATA:TELecom:ETHernet:ERRor:RSFec:COUNt? <wsp><Lane>, <Error>

Parameter(s)

Lane:

The program data syntax for the first parameter is defined as a <DECIMAL NUMERIC PROGRAM DATA> element.

Select the lane number.

Error:

The program data syntax for the second parameter is defined as a <CHARACTER PROGRAM DATA> element.

Selects the error:

FCSYmb: FEC-SYMB

FECINVALIDMARKER: FEC Inv. Marker

PREFECBIT: Pre-FEC-Bit

Response Syntax

<Count>

Response(s)

Count:

The response data syntax for the first parameter is defined as a <NR1 NUMERIC RESPONSE DATA> element.

Returns the count of errors.

Example(s)

FETC:DATA:TEL:ETH:ERR:RSF:COUN? 1,FCSY

See Also

:FETCh:DATA:TELecom:ETHernet:ERRor:RSFecl:HISTory?

:FETCh:DATA:TELecom:ETHernet:ERRor:RSFec:CURRent?

Description

This query returns the current status of FEC Lanes (per lane) error.

At *RST condition, this value is device-dependent.

Navigation Path: Results > Alarms/Errors > RS-FEC > FEC Lanes > Errors

Navigation Path: Results > Alarms/Errors > PHY > RS-FEC > FEC Lanes > Errors

Syntax

:FETCh:DATA:TELecom:ETHernet:ERRor:RSFec:CURRent? <wsp><Lane>, <Error>

Parameter(s)

Lane:

The program data syntax for the first parameter is defined as a <DECIMAL NUMERIC PROGRAM DATA> element.

Select the lane number.

Error:

The program data syntax for the second parameter is defined as a <CHARACTER PROGRAM DATA> element.

Selects the error:

FCSYmb: FEC-SYMB

FECINVALIDMARKER: FEC Inv. Marker

PREFECBIT: Pre-FEC-Bit

Response Syntax

<Current Status>

Response(s)

Current Status:

The response data syntax for the first parameter is defined as a <CHARACTER RESPONSE DATA> element.

Returns the current error status:

PRESENT: An error has occurred in the last second.

ABSENT: No error has occurred in the last second.

INACTIVE: No test result available.

MASKED: An alarm of higher priority is present.

Example(s)

FETC:DATA:TEL:ETH:ERR:RSF:CURR? FCSY

See Also

:FETCh:DATA:TELecom:ETHernet:ERRor:RSFecl:HISTory?

:FETCh:DATA:TELecom:ETHernet:ERRor:RSFec:GLOBal:COUNt?

Description

This query returns the count within which an RS-FEC error occurred

At *RST condition, this value is set to device-dependent.

Navigation Path: Results > Alarms/Errors > RS-FEC > Errors

Navigation Path: Results > Alarms/Errors > PHY > RS-FEC > Errors

Syntax

:FETCh:DATA:TELecom:ETHernet:ERRor:RSFec:GLOBal:COUNt? <wsp><Error>

Parameter(s)

Error:

The program data syntax for the first parameter is defined as a <CHARACTER PROGRAM DATA> element.

Selects the type of RS-FEC error

FCCW: FEC-CORR-CW

FUCW: FEC-UNCORR-CW

Response Syntax

<Count>

Response(s)

Count:

The response data syntax for the first parameter is defined as a <NR1 NUMERIC RESPONSE DATA> element.

Reports the count of an RS-FEC error

Example(s)

FETC:DATA:TEL:ETH:ERR:RSF:GLOB:COUN? FCCW

See Also

:FETCh:DATA:TELecom:ETHernet:ERRor:RSFec:GLOBal:HISTory?

:FETCh:DATA:TELecom:ETHernet:ERRor:RSFec:GLOBal:CURRent?

Description

This query returns the current status of an RS-FEC error

At *RST condition, this value is set to device-dependent.

Navigation Path: Results > Alarms/Errors > RS-FEC > Errors

Navigation Path: Results > Alarms/Errors > PHY > RS-FEC > Errors

Syntax

:FETCh:DATA:TELecom:ETHernet:ERRor:RSFec:GLOBal:CURRent? <wsp><Error>

Parameter(s)

Error:

The program data syntax for the first parameter is defined as a <CHARACTER PROGRAM DATA> element.

Selects the type of RS-FEC error

FCCW: FEC-CORR-CW

FUCW: FEC-UNCORR-CW

Response Syntax

<Current Status>

Response(s)

Current Status:

The response data syntax for the first parameter is defined as a <CHARACTER RESPONSE DATA> element.

Reports the current status of an RS-FEC error

PRESENT, indicates that at least one error has occurred in the last second.

ABSENT, indicates that no error occurred.

INACTIVE, indicates that the test did not run yet.

MASKED, indicates that an alarm/error of higher priority is present

Example(s)

FETC:DATA:TEL:ETH:ERR:RSF:GLOB:CURR? FCCW

See Also

:FETCh:DATA:TELecom:ETHernet:ERRor:RSFec:GLOBal:HISTory?

:FETCh:DATA:TELecom:ETHernet:ERRor:RSFec:GLOBal:HISTory?

Description

This query returns the history status of an RS-FEC error

At *RST condition, this value is set to device-dependent.

Navigation Path: Results > Alarms/Errors > RS-FEC > Errors

Navigation Path: Results > Alarms/Errors > PHY > RS-FEC > Errors

Syntax

:FETCh:DATA:TELecom:ETHernet:ERRor:RSFec:GLOBal:HISTory? <wsp><Error>

Parameter(s)

Error:

The program data syntax for the first parameter is defined as a <CHARACTER PROGRAM DATA> element.

Selects the type of RS-FEC error

FCCW: FEC-CORR-CW

FUCW: FEC-UNCORR-CW

Response Syntax

<History Status>

Response(s)

History Status:

The response data syntax for the first parameter is defined as a <CHARACTER RESPONSE DATA> element.

Reports the history status of an RS-FEC error

PRESENT, indicates that at least one error has occurred.

ABSENT, indicates that no error occurred.

INACTIVE, indicates that the test did not run yet.

Example(s)

FETC:DATA:TEL:ETH:ERR:RSF:GLOB:HIST? FCCW

See Also

:FETCh:DATA:TELecom:ETHernet:ERRor:RSFec:GLOBal:CURRent?

:FETCh:DATA:TELecom:ETHernet:ERRor:RSFec:GLOBal:RATE?

Description

This query returns the rate within which an RS-FEC error occurred

At *RST condition, this value is set to device-dependent.

Navigation Path: Results > Alarms/Errors > RS-FEC > Errors

Navigation Path: Results > Alarms/Errors > PHY > RS-FEC > Errors

Syntax

:FETCh:DATA:TELecom:ETHernet:ERRor:RSFec:GLOBal:RATE? <wsp><Error>

Parameter(s)

Error:

The program data syntax for the first parameter is defined as a <CHARACTER PROGRAM DATA> element.

Selects the type of RS-FEC error

FCCW: FEC-CORR-CW

FUCW: FEC-UNCORR-CW

Response Syntax

<Rate>

Response(s)

Rate:

The response data syntax for the first parameter is defined as a <NR3 NUMERIC RESPONSE DATA> element.

Reports the rate of an RS-FEC error

Example(s)

FETC:DATA:TEL:ETH:ERR:RSF:GLOB:RATE? FCCW

See Also

FETCh:DATA:TELecom:ETHernet:ERRor:RSFec:GLOBal:HISTory?

:FETCh:DATA:TELecom:ETHernet:ERRor:RSFec:GLOBal:SEConds?

Description

This query returns the number of seconds within which an RS-FEC error occurred

At *RST condition, this value is set to device-dependent.

Navigation Path: Results > Alarms/Errors > RS-FEC > Errors

Navigation Path: Results > Alarms/Errors > PHY > RS-FEC > Errors

Syntax

:FETCh:DATA:TELecom:ETHernet:ERRor:RSFec:GLOBal:SEConds? <wsp><Error>

Parameter(s)

Error:

The program data syntax for the first parameter is defined as a <CHARACTER PROGRAM DATA> element.

Selects the type of RS-FEC error

FCCW: FEC-CORR-CW

FUCW: FEC-UNCORR-CW

Response Syntax

<Seconds>

Response(s)

Seconds:

The response data syntax for the first parameter is defined as a <NR1 NUMERIC RESPONSE DATA> element.

Reports the Seconds of an RS-FEC error.

Example(s)

FETC:DATA:TEL:ETH:ERR:RSF:GLOB:SEC? FCCW

See Also

:FETCh:DATA:TELecom:ETHernet:ERRor:RSFec:GLOBal:COUNt?

:FETCh:DATA:TELecom:ETHernet:ERRor:RSFec:HISTory?

Description

This query returns the history status of FEC Lanes (per lane) error.

At *RST condition, this value is device-dependent.

Navigation Path: Results > Alarms/Errors > RS-FEC > FEC Lanes > Errors

Navigation Path: Results > Alarms/Errors > PHY > RS-FEC > FEC Lanes > Errors

Syntax

:FETCh:DATA:TELecom:ETHernet:ERRor:RSFec:HISTory? <wsp><Lane>, <Error>

Parameter(s)

Lane:

The program data syntax for the first parameter is defined as a <DECIMAL NUMERIC PROGRAM DATA> element.

Select the lane number.

Error:

The program data syntax for the second parameter is defined as a <CHARACTER PROGRAM DATA> element.

Selects the error:

FCSYmb: FEC-SYMB

FECINVALIDMARKER: FEC Inv. Marker

PREFECBIT: Pre-FEC-Bit

Response Syntax

<History Status>

Response(s)

History Status:

The response data syntax for the first parameter is defined as a <CHARACTER RESPONSE DATA> element.

Returns the history error status:

PRESENT: At least one error has occurred during the test.

ABSENT: No error has occurred during the test.

INACTIVE: No test result available.

Example(s)

FETC:DATA:TEL:ETH:ERR:RSF:HIST? FCSY

See Also

:FETCh:DATA:TELecom:ETHernet:ERRor:RSFec:CURRent?

:FETCh:DATA:TELecom:ETHernet:ERRor:RSFec:RATE?

Description

This query returns the current rate of FEC Lanes (per lane) errors.

At *RST condition, this value is set to device-dependent.

Navigation Path: Results > Alarms/Errors > RS-FEC > FEC Lanes > Errors

Navigation Path: Results > Alarms/Errors > PHY > RS-FEC > FEC Lanes > Errors

Syntax

:FETCh:DATA:TELecom:ETHernet:ERRor:RSFec:RATE? <wsp><Lane>, <Error>

Parameter(s)

Lane:

The program data syntax for the first parameter is defined as a <DECIMAL NUMERIC PROGRAM DATA> element.

Select the lane number.

Error:

The program data syntax for the second parameter is defined as a <CHARACTER PROGRAM DATA> element.

Selects the error:

FCSYmb: FEC-SYMB

FECINVALIDMARKER: FEC Inv. Marker

PREFECBIT: Pre-FEC-Bit

Response Syntax

<Rate>

Response(s)

Rate:

The response data syntax for the first parameter is defined as a <NR3 NUMERIC RESPONSE DATA> element.

Returns the current error rate.

Example(s)

FETC:DATA:TEL:ETH:ERR:RSF:RATE? 1,FCSY

See Also

FETCh:DATA:TELecom:ETHernet:ERRor:RSFec:HISTory?

:FETCh:DATA:TELecom:ETHernet:ERRor:RSFec:SEConds?

Description

This query returns the number of seconds within which FEC Lanes (per lane) error occurred.

At *RST condition, this value is device-dependent.

Navigation Path: Results > Alarms/Errors > RS-FEC > FEC Lanes > Errors

Navigation Path: Results > Alarms/Errors > PHY > RS-FEC > FEC Lanes > Errors

Syntax

:FETCh:DATA:TELecom:ETHernet:ERRor:RSFec:SEConds? <wsp><Lane>, <Error>

Parameter(s)

Lane:

The program data syntax for the first parameter is defined as a <DECIMAL NUMERIC PROGRAM DATA> element.

Select the lane number.

Error:

The program data syntax for the second parameter is defined as a <CHARACTER PROGRAM DATA> element.

Selects the error:

FCSYmb: FEC-SYMB

FECINVALIDMARKER: FEC Inv. Marker

PREFECBIT: Pre-FEC-Bit

Response Syntax

<Seconds>

Response(s)

Seconds:

The response data syntax for the first parameter is defined as a <NR1 NUMERIC RESPONSE DATA> element.

Returns the number of seconds in error.

Example(s)

FETC:DATA:TEL:ETH:ERR:RSF:SEC? FCSY

See Also

:FETCh:DATA:TELecom:ETHernet:ERRor:RSFec:COUNt?

:FETCh:DATA:TELecom:ETHernet:ERRor:STReam:CURRent?

Description

This query returns the current status of QoS Metrics error.

At *RST condition, this value is device dependent.

Navigation Path: Results > Alarms/Errors > QoS Metrics > Errors

Syntax

:FETCh:DATA:TELecom:ETHernet:ERRor:STReam:CURRent? <wsp><Error>

Parameter(s)

Error:

The program data syntax for the first parameter is defined as a <CHARACTER PROGRAM DATA> element.

Selects the error:

FLOSs: Frame Loss

OUTSequence: Out-of-Seq

Response Syntax

<Current>

Response(s)

Current:

The response data syntax for the first parameter is defined as a <CHARACTER RESPONSE DATA> element.

Returns the current error status:

PRESENT: An error has occurred in the last second.

ABSENT: No error has occurred in the last second.

INACTIVE: No test result available.

Example(s)

FETC:DATA:TEL:ETH:ERR:STR:CURR? FLOS

See Also

FETCh:DATA:TELecom:ETHernet:ERRor:STReam:HISTory?

:FETCh:DATA:TELecom:ETHernet:ERRor:STReam:HISTory?

Description

This query returns the history status of QoS Metrics error.

At *RST condition, this value is device dependent.

Navigation Path: Results > Alarms/Errors > QoS Metrics > Errors

Syntax

:FETCh:DATA:TELecom:ETHernet:ERRor:STReam:HISTory? <wsp><Error>

Parameter(s)

Error:

The program data syntax for the first parameter is defined as a <CHARACTER PROGRAM DATA> element.

Selects the error:

FLOSs: Frame Loss

OUTSequence: Out-of-Seq

Response Syntax

<History>

Response(s)

History:

The response data syntax for the first parameter is defined as a <CHARACTER RESPONSE DATA> element.

Returns the history error status:

PRESENT: At least one error has occurred during the test.

ABSENT: No error has occurred during the test.

INACTIVE: No test result available.

Example(s)

FETC:DATA:TEL:ETH:ERR:STR:HIST? FLOS

See Also

FETCh:DATA:TELecom:ETHernet:ERRor:STReam:CURRent?

:FETCh:DATA:TELecom:ETHernet:ERRor:TCPProtocol:COUNt?

Description	This query returns the count of TCP (TCP Chksum) error. At *RST condition, this value is device dependent. Navigation Path: Results > Alarm/Errors > IP/UDP/TCP > Errors
Syntax	:FETCh:DATA:TELecom:ETHernet:ERRor:TCPProtocol:COUNt?
Response Syntax	<Count>
Response(s)	**Count**: The response data syntax for the first parameter is defined as a <NR2 NUMERIC RESPONSE DATA> element. Returns the count of error.
Example(s)	FETC:DATA:TEL:ETH:ERR:TCPP:COUN?
See Also	FETCh:DATA:TELecom:ETHernet:ERRor:TCPProtocol:HISTory?

:FETCh:DATA:TELecom:ETHernet:ERRor:TCPProtocol:CURRent?

Description	This query returns the current status of TCP (TCP Chksum) error. At *RST condition, this value is device dependent. Navigation Path: Results > Alarm/Errors > IP/UDP/TCP > Errors
Syntax	:FETCh:DATA:TELecom:ETHernet:ERRor:TCPProtocol:CURRent?
Response Syntax	<Current>
Response(s)	**Current**: The response data syntax for the first parameter is defined as a <CHARACTER RESPONSE DATA> element. Returns the current alarm status: PRESENT: An alarm has occurred in the last second. ABSENT: No alarm has occurred in the last second. INACTIVE: No test result available.
Example(s)	FETC:DATA:TEL:ETH:ERR:TCPP:CURR?
See Also	FETCh:DATA:TELecom:ETHernet:ERRor:TCPProtocol:COUNt?

:FETCh:DATA:TELecom:ETHernet:ERRor:TCPProtocol:HISTory?

Description	This query returns the history status of TCP (TCP Chksum) error. At *RST condition, this value is device dependent. Navigation Path: Results > Alarm/Errors > IP/UDP/TCP > Errors
Syntax	:FETCh:DATA:TELecom:ETHernet:ERRor:TCPProtocol:HISTory?
Response Syntax	<History>
Response(s)	**History**: The response data syntax for the first parameter is defined as a <CHARACTER RESPONSE DATA> element. Returns the history alarm status: PRESENT: At least one alarm has occurred during the test. ABSENT: No alarm has occurred during the test. INACTIVE: No test result available.
Example(s)	FETC:DATA:TEL:ETH:ERR:TCPP:HIST?
See Also	FETCh:DATA:TELecom:ETHernet:ERRor:TCPProtocol:SEConds?

:FETCh:DATA:TELecom:ETHernet:ERRor:TCPProtocol:RATE?

Description	This query returns the rate of TCP (TCP Chksum) error. At *RST condition, this value is device dependent. Navigation Path: Results > Alarm/Errors > IP/UDP/TCP > Errors
Syntax	:FETCh:DATA:TELecom:ETHernet:ERRor:TCPProtocol:RATE?
Response Syntax	<Rate>
Response(s)	**Rate**: The response data syntax for the first parameter is defined as a <NR3 NUMERIC RESPONSE DATA> element. Returns the rate of error.
Example(s)	FETC:DATA:TEL:ETH:ERR:TCPP:RATE?
See Also	FETCh:DATA:TELecom:ETHernet:ERRor:TCPProtocol:CURRent?

:FETCh:DATA:TELecom:ETHernet:ERRor:TCPProtocol:SEConds?

Description	This query returns the number of seconds within which TCP (TCP Cheksum) At *RST condition, this value is device dependent. Navigation Path: Results > Alarm/Errors > IP/UDP/TCP > Errors
Syntax	:FETCh:DATA:TELecom:ETHernet:ERRor:TCPProtocol:SEConds?
Response Syntax	<Seconds>
Response(s)	**Seconds**: The response data syntax for the first parameter is defined as a <NR2 NUMERIC RESPONSE DATA> element. Returns the number of seconds in alarm.
Example(s)	FETC:DATA:TEL:ETH:ERR:TCPP:SEC?
See Also	FETCh:DATA:TELecom:ETHernet:ERRor:TCPProtocol:RATE?

:FETCh:DATA:TELecom:ETHernet:ERRor:UDPProtocol:COUNt?

Description	This query returns the count of UDP error. At *RST condition, this value is device-dependent. Navigation Path: Results > Alarms/Errors > IP/TCP/UDP > Errors
Syntax	:FETCh:DATA:TELecom:ETHernet:ERRor:UDPProtocol:COUNt? <wsp><Error>
Parameter(s)	**Error**: The program data syntax for the first parameter is defined as a <CHARACTER PROGRAM DATA> element. Selects the error: UDPChecksum: UDP Cheksum
Response Syntax	<Count>
Response(s)	**Count**: The response data syntax for the first parameter is defined as a <NR1 NUMERIC RESPONSE DATA> element. Returns the count of error.
Example(s)	FETC:DATA:TEL:ETH:ERR:UDPP:COUN? UDPC
See Also	FETCh:DATA:TELecom:ETHernet:ERRor:IPPRotocol:COUNt?

:FETCh:DATA:TELecom:ETHernet:ERRor:UDPProtocol:CURRent?

Description	This query returns the current status of UDP error. At *RST condition, this value is device-dependent. Navigation Path: Results > Alarms/Errors > IP/TCP/UDP > Errors
Syntax	:FETCh:DATA:TELecom:ETHernet:ERRor:UDPProtocol:CURRent? <wsp><Error>
Parameter(s)	**Error**: The program data syntax for the first parameter is defined as a <CHARACTER PROGRAM DATA> element. Selects the error: UDPChecksum: UDP Cheksum
Response Syntax	<Current>
Response(s)	**Current**: The response data syntax for the first parameter is defined as a <CHARACTER RESPONSE DATA> element. Returns the current alarm status: PRESENT: An alarm has occurred in the last second. ABSENT: No alarm has occurred in the last second. INACTIVE: No test result available.
Example(s)	FETC:DATA:TEL:ETH:ERR:UDPP:CURR? UDPC
See Also	FETCh:DATA:TELecom:ETHernet:ERRor:IPPRotocol:CURRent?

:FETCh:DATA:TELecom:ETHernet:ERRor:UDPProtocol:HISTory?

Description	This query returns the history status of UDP error. At *RST condition, this value is device-dependent. Navigation Path: Results > Alarms/Errors > IP/TCP/UDP > Errors
Syntax	:FETCh:DATA:TELecom:ETHernet:ERRor:UDPProtocol:HISTory? <wsp><Error>
Parameter(s)	**Error**: The program data syntax for the first parameter is defined as a <CHARACTER PROGRAM DATA> element. Selects the error: UDPChecksum: UDP Cheksum
Response Syntax	<History>
Response(s)	**History**: The response data syntax for the first parameter is defined as a <CHARACTER RESPONSE DATA> element. Returns the history alarm status: PRESENT: At least one alarm has occurred during the test. ABSENT: No alarm has occurred during the test. INACTIVE: No test result available.
Example(s)	FETC:DATA:TEL:ETH:ERR:UDPP:HIST? UDPC
See Also	FETCh:DATA:TELecom:ETHernet:ERRor:IPPRotocol:HISTory?

:FETCh:DATA:TELecom:ETHernet:ERRor:UDPProtocol:RATE?

Description

This query returns the rate of UDP error.

At *RST condition, this value is device-dependent.

Navigation Path: Results > Alarms/Errors > IP/TCP/UDP > Errors

Syntax

:FETCh:DATA:TELecom:ETHernet:ERRor:UDPProtocol:RATE? <wsp><Error>

Parameter(s)

Error:

The program data syntax for the first parameter is defined as a <CHARACTER PROGRAM DATA> element.

Selects the error:

UDPChecksum: UDP Cheksum

Response Syntax

<Rate>

Response(s)

Rate:

The response data syntax for the first parameter is defined as a <NR3 NUMERIC RESPONSE DATA> element.

Returns the rate of error.

Example(s)

FETC:DATA:TEL:ETH:ERR:UDPP:RATE? UDPC

See Also

FETCh:DATA:TELecom:ETHernet:ERRor:IPPRotocol:RATE?

:FETCh:DATA:TELecom:ETHernet:ERRor:UDPProtocol:SEConds?

Description	This query returns the number of seconds within which UDP alarm occurred. At *RST condition, this value is device-dependent. Navigation Path: Results > Alarms/Errors > IP/TCP/UDP > Errors
Syntax	:FETCh:DATA:TELecom:ETHernet:ERRor:UDPProtocol:SEConds? <wsp><Error>
Parameter(s)	**Error**: The program data syntax for the first parameter is defined as a <CHARACTER PROGRAM DATA> element. Selects the error: UDPChecksum: UDP Cheksum
Response Syntax	<Seconds>
Response(s)	**Seconds**: The response data syntax for the first parameter is defined as a <NR1 NUMERIC RESPONSE DATA> element. Returns the number of seconds in alarm.
Example(s)	FETC:DATA:TEL:ETH:ERR:UDPP:SEC? UDPC
See Also	FETCh:DATA:TELecom:ETHernet:ERRor:IPPRotocol:SEConds?

:FETCh:DATA:TELecom:ETHernet:ERRor:WIS:COUNt?

Description

This query returns the count of WIS errors.

At *RST condition, this value is device dependent.

Navigation Path: Results > Alarms/Errors > WIS > Errors

Syntax

:FETCh:DATA:TELecom:ETHernet:ERRor:WIS:COUNt? <wsp><Error>

Parameter(s)

Error:

The program data syntax for the first parameter is defined as a <CHARACTER PROGRAM DATA> element.

Selects the error:

B1

B2

B3

REIL: REI-L

REIP: REI-P

Response Syntax

<Count>

Response(s)

Count:

The response data syntax for the first parameter is defined as a <NR1 NUMERIC RESPONSE DATA> element.

Returns the count of errors.

Example(s)

FETC:DATA:TEL:ETH:ERR:WIS:COUN? REIP

See Also

FETCh:DATA:TELecom:ETHernet:ERRor:WIS:RATE?

:FETCh:DATA:TELecom:ETHernet:ERRor:WIS:CURRent?

Description

This query returns the current status of WIS error.

At *RST condition, this value is device dependent.

Navigation Path: Results > Alarms/Errors > WIS > Errors

Syntax

:FETCh:DATA:TELecom:ETHernet:ERRor:WIS:CURRent? <wsp><Error>

Parameter(s)

Error:

The program data syntax for the first parameter is defined as a <CHARACTER PROGRAM DATA> element.

Selects the error:

B1

B2

B3

REIL: REI-L

REIP: REI-P

Response Syntax

<Current>

Response(s)

Current:

The response data syntax for the first parameter is defined as a <CHARACTER RESPONSE DATA> element.

Returns the current error status:

PRESENT: An error has occurred in the last second.

ABSENT: No error has occurred in the last second.

INACTIVE: No test result available.

Example(s)

FETC:DATA:TEL:ETH:ERR:WIS:CURR? REIP

See Also

FETCh:DATA:TELecom:ETHernet:ERRor:WIS:SEConds?

:FETCh:DATA:TELecom:ETHernet:ERRor:WIS:HISTory?

Description

This query returns the history status of WIS error.

At *RST condition, this value is device dependent.

Navigation Path: Results > Alarms/Errors > WIS > Errors

Syntax

:FETCh:DATA:TELecom:ETHernet:ERRor:WIS:HISTory? <wsp><Error>

Parameter(s)

Error:

The program data syntax for the first parameter is defined as a <CHARACTER PROGRAM DATA> element.

Selects the error:

B1

B2

B3

REIL: REI-L

REIP: REI-P

Response Syntax

<History>

Response(s)

History:

The response data syntax for the first parameter is defined as a <CHARACTER RESPONSE DATA> element.

Returns the history error status:

PRESENT: At least one error has occurred during the test.

ABSENT: No error has occurred during the test.

INACTIVE: No test result available.

Example(s)

FETC:DATA:TEL:ETH:ERR:WIS:HIST? REIP

See Also

FETCh:DATA:TELecom:ETHernet:ALARm:WIS:SEConds?

:FETCh:DATA:TELecom:ETHernet:ERRor:WIS:RATE?

Description

This query returns the current rate of WIS error.

At *RST condition, this value is device dependent.

Navigation Path: Results > Alarms/Errors > WIS > Errors

Syntax

:FETCh:DATA:TELecom:ETHernet:ERRor:WIS:RATE? <wsp><Error>

Parameter(s)

Error:

The program data syntax for the first parameter is defined as a <CHARACTER PROGRAM DATA> element.

Selects the error:

B1

B2

B3

REIL: REI-L

REIP: REI-P

Response Syntax

<Rate>

Response(s)

Rate:

The response data syntax for the first parameter is defined as a <NR3 NUMERIC RESPONSE DATA> element.

Returns the current error rate.

Example(s)

FETC:DATA:TEL:ETH:ERR:WIS:RATE? REIP

See Also

FETCh:DATA:TELecom:ETHernet:ERRor:WIS:COUNt?

:FETCh:DATA:TELecom:ETHernet:ERRor:WIS:SEConds?

Description

This query returns the number of seconds within which WIS error occurred.

At *RST condition, this value is device dependent.

Navigation Path: Results > Alarms/Errors > WIS > Errors

Syntax

:FETCh:DATA:TELecom:ETHernet:ERRor:WIS:SEConds? <wsp><Error>

Parameter(s)

Error:

The program data syntax for the first parameter is defined as a <CHARACTER PROGRAM DATA> element.

Selects the error:

B1

B2

B3

REIL: REI-L

REIP: REI-P

Response Syntax

<Seconds>

Response(s)

Seconds:

The response data syntax for the first parameter is defined as a <NR1 NUMERIC RESPONSE DATA> element.

Returns the number of seconds in error.

Example(s)

FETC:DATA:TEL:ETH:ERR:WIS:SEC? REIP

See Also

FETCh:DATA:TELecom:ETHernet:ERRor:WIS:CURRent?

:FETCh:DATA:TELecom:FETHernet:GROup:ALARm:CURRent?

Description

This query returns the current status of GlexE Group alarm.

At *RST condition, this value is device dependent.

Navigation Path: Results > Alarms/Errors > Group > FlexE Group > Alarms

Syntax

:FETCh:DATA:TELecom:FETHernet:GROup:ALARm:CURRent? <wsp><Alarm>

Parameter(s)

Alarm:

The program data syntax for the first parameter is defined as a <CHARACTER PROGRAM DATA> element.

Selects the alarm:

CALMIS: Calendar Mismatch

GRPDOWN: FlexE Group Down

ILLCL: Illegal Client

INCONSISTCAL: Inconsistent Calendar

Response Syntax

<Current>

Response(s)

Current:

The response data syntax for the first parameter is defined as a <CHARACTER RESPONSE DATA> element.

Returns the current alarm status:

PRESENT: An alarm has occurred in the last second.

ABSENT: No alarm has occurred in the last second.

INACTIVE: No test result available.

Example(s)

FETC:DATA:TEL:FETH:GRO:ALAR:CURR? GRDOWN

:FETCh:DATA:TELecom:FETHernet:GROup:ALARm:HISTory?

Description

This query returns the history status of GlexE Group alarm.

At *RST condition, this value is device dependent.

Navigation Path: Results > Alarms/Errors > Group > FlexE Group > Alarms

Syntax

:FETCh:DATA:TELecom:FETHernet:GROup:ALARm:HISTory? <wsp><Alarm>

Parameter(s)

Alarm:

The program data syntax for the first parameter is defined as a <CHARACTER PROGRAM DATA> element.

Selects the alarm:

CALMIS: Calendar Mismatch

GRPDOWN: FlexE Group Down

ILLCL: Illegal Client

INCONSISTCAL: Inconsistent Calendar

Response Syntax

<History>

Response(s)

History:

The response data syntax for the first parameter is defined as a <CHARACTER RESPONSE DATA> element.

Returns the history alarm status:

PRESENT: At least one alarm has occurred during the test.

ABSENT: No alarm has occurred during the test.

INACTIVE: No test result available.

Example(s)

FETC:DATA:TEL:FETH:GRO:ALAR:HIST? GRDOWN

:FETCh:DATA:TELecom:FETHernet:GROup:ALARm:SEConds?

Description

This query returns the number of seconds within which GlexE Group alarm occurred.

At *RST condition, this value is device dependent.

Navigation Path: Results > Alarms/Errors > Group > FlexE Group > Alarms - Seconds

Syntax

:FETCh:DATA:TELecom:FETHernet:GROup:ALARm:SEConds? <wsp><Alarm>

Parameter(s)

Alarm:

The program data syntax for the first parameter is defined as a <CHARACTER PROGRAM DATA> element.

Selects the alarm:

CALMIS: Calendar Mismatch

GRPDOWN: FlexE Group Down

ILLCL: Illegal Client

INCONSISTCAL: Inconsistent Calendar

Response Syntax

<Seconds>

Response(s)

Seconds:

The response data syntax for the first parameter is defined as a <NR1 NUMERIC RESPONSE DATA> element.

Returns the number of seconds in alarm.

Example(s)

FETC:DATA:TEL:FETH:GRO:ALAR:SEC? INCONSISTCAL

:FETCh:DATA:TELecom:FETHernet:PHY:ALARm:CURRent?

Description

Returns the current state of a FlexE per PHY Alarm.

Navigation Path: Results > Alarms/Errors > Group > PHYs > Alarms

Syntax

:FETCh:DATA:TELecom:FETHernet:PHY:ALARm:CURRent? <wsp><PHY Number>, <Alarm>

Parameter(s)

PHY Number:

The program data syntax for the first parameter is defined as a <DECIMAL NUMERIC PROGRAM DATA> element.

Specify the PHY number from which we want to retrieve the information

Alarm:

The program data syntax for the second parameter is defined as a <CHARACTER PROGRAM DATA> element.

Selects the type of FlexE per PHY alarm.

EXCESPHYSKEW: Excessive PHY Skew alarm.

LOSSFLOCK: Loss of Frame Lock alarm.

LOSSMFLOCK: Loss of Multiframe Lock alarm.

LOSSPHYNBLOCK: Loss of PHY Number Lock alarm.

GRPNBMIS: Group Number Mismatch alarm.

REMPHYFAULT: Remote PHY Fault alarm.

Response Syntax

<Current>

Response(s)

Current:

The response data syntax for the first parameter is defined as a <CHARACTER RESPONSE DATA> element.

Returns the current status of FlexE per PHY alarm.

PRESENT, indicates that at least one alarm has occurred in the last second.

ABSENT, indicates that no alarm occurred.

INACTIVE, indicates that the test did not run yet.

Example(s)

FETC:DATA:TEL:FETH:PHY:ALAR:CURR? 22,EXCESPHYSKEW

:FETCh:DATA:TELecom:FETHernet:PHY:ALARm:HISTory?

Description

Returns the history state of a FlexE per PHY Alarm.

Navigation Path: Results > Alarms/Errors > Group > PHYs > Alarms

Syntax

:FETCh:DATA:TELecom:FETHernet:PHY:ALARm:HISTory? <wsp><PHY Number>, <Alarm>

Parameter(s)

PHY Number:

The program data syntax for the first parameter is defined as a <DECIMAL NUMERIC PROGRAM DATA> element.

Specify the PHY number from which we want to retrieve the information

Alarm:

The program data syntax for the second parameter is defined as a <CHARACTER PROGRAM DATA> element.

Selects the type of FlexE per PHY alarm.

EXCESPHYSKEW: Excessive PHY Skew alarm.

LOSSFLOCK: Loss of Frame Lock alarm.

LOSSMFLOCK: Loss of Multiframe Lock alarm.

LOSSPHYNBLOCK: Loss of PHY Number Lock alarm.

GRPNBMIS: Group Number Mismatch alarm.

REMPHYFAULT: Remote PHY Fault alarm.

Response Syntax

<History>

Response(s)

History:

The response data syntax for the first parameter is defined as a <CHARACTER RESPONSE DATA> element.

Returns the history status of FlexE per PHY alarm.

PRESENT, indicates that at least one alarm has occurred in the last second.

ABSENT, indicates that no alarm occurred.

INACTIVE, indicates that the test did not run yet.

Example(s)

FETC:DATA:TEL:FETH:PHY:ALAR:HIST? 22,LOSSFLOCK

:FETCh:DATA:TELecom:FETHernet:PHY:ALARm:SEConds?

Description

This query returns the number of seconds within which the Flexe per PHY alarm occurred.

Navigation Path: Results > Alarms/Errors > Group > PHYs > Alarms - Seconds

Syntax

:FETCh:DATA:TELecom:FETHernet:PHY:ALARm:SEConds? <wsp><PHY Number>, <Alarm>

Parameter(s)

PHY Number:

The program data syntax for the first parameter is defined as a <DECIMAL NUMERIC PROGRAM DATA> element.

Specify the PHY number from which we want to retrieve the information

Alarm:

The program data syntax for the second parameter is defined as a <CHARACTER PROGRAM DATA> element.

Selects the type of FlexE per PHY alarm.

EXCESPHYSKEW: Excessive PHY Skew alarm.

LOSSFLOCK: Loss of Frame Lock alarm.

LOSSMFLOCK: Loss of Multiframe Lock alarm.

LOSSPHYNBLOCK: Loss of PHY Number Lock alarm.

GRPNBMIS: Group Number Mismatch alarm.

REMPHYFAULT: Remote PHY Fault alarm.

Response Syntax

<Seconds>

Response(s)

Seconds:

The response data syntax for the first parameter is defined as a <NR1 NUMERIC RESPONSE DATA> element.

returns the number of seconds within which the Flexe Group alarm occurred.

Example(s)

FETC:DATA:TEL:FETH:PHY:ALAR:SEC? 22,LOSSPHYNBLOCK

:FETCh:DATA:TELecom:FETHernet:PHY:ERRor:COUNt?

Description

Returns the count of FlexE per PHY Error.

Navigation Path: Results > Alarms/Errors > Group > PHYs > Errors > Count

Syntax

:FETCh:DATA:TELecom:FETHernet:PHY:ERRor:COUNt? <wsp><PHY Number>, <Error>

Parameter(s)

PHY Number:

The program data syntax for the first parameter is defined as a <DECIMAL NUMERIC PROGRAM DATA> element.

Specify the PHY number from which we want to retrieve the information.

Error:

The program data syntax for the second parameter is defined as a <CHARACTER PROGRAM DATA> element.

Selects the type of FlexE per PHY error.

OHCRC: Invalid OH CRC error.

Response Syntax

<Count>

Response(s)

Count:

The response data syntax for the first parameter is defined as a <NR2 NUMERIC RESPONSE DATA> element.

Returns the count of FlexE per PHY error.

Example(s)

FETC:DATA:TEL:FETH:PHY:ERR:COUN? 123,OHCRC

:FETCh:DATA:TELecom:FETHernet:PHY:ERRor:CURRent?

Description

Returns the current state of a FlexE per PHY Error.

Navigation Path: Results > Alarms/Errors > Group > PHYs > Errors

Syntax

:FETCh:DATA:TELecom:FETHernet:PHY:ERRor:CURRent? <wsp><PHY Number>, <Error>

Parameter(s)

PHY Number:

The program data syntax for the first parameter is defined as a <DECIMAL NUMERIC PROGRAM DATA> element.

Specify the PHY number from which we want to retrieve the information.

Error:

The program data syntax for the second parameter is defined as a <CHARACTER PROGRAM DATA> element.

Selects the type of FlexE per PHY error.

OHCRC: Invalid OH CRC error.

Response Syntax

<Current>

Response(s)

Current:

The response data syntax for the first parameter is defined as a <CHARACTER RESPONSE DATA> element.

Returns the current status of FlexE per PHY error.

PRESENT, indicates that at least one alarm has occurred in the last second.

ABSENT, indicates that no alarm occurred.

INACTIVE, indicates that the test did not run yet.

Example(s)

FETC:DATA:TEL:FETH:PHY:ERR:CURR? 123,OHCRC

:FETCh:DATA:TELecom:FETHernet:PHY:ERRor:HISTory?

Description

Returns the history state of a FlexE per PHY Error.

Navigation Path: Results > Alarms/Errors > Group > PHYs > Errors

Syntax

:FETCh:DATA:TELecom:FETHernet:PHY:ERRor:HISTory? <wsp><PHY Number>, <Error>

Parameter(s)

PHY Number:

The program data syntax for the first parameter is defined as a <DECIMAL NUMERIC PROGRAM DATA> element.

Specify the PHY number from which we want to retrieve the information.

Error:

The program data syntax for the second parameter is defined as a <CHARACTER PROGRAM DATA> element.

Selects the type of FlexE per PHY error.

OHCRC: Invalid OH CRC error.

Response Syntax

<History>

Response(s)

History:

The response data syntax for the first parameter is defined as a <CHARACTER RESPONSE DATA> element.

Returns the history status of FlexE per PHY error.

PRESENT, indicates that at least one alarm has occurred in the last second.

ABSENT, indicates that no alarm occurred.

INACTIVE, indicates that the test did not run yet.

Example(s)

FETC:DATA:TEL:FETH:PHY:ERR:HIST? 123,OHCRC

:FETCh:DATA:TELecom:FETHernet:PHY:ERRor:RATE?

Description

Returns the current rate of a FlexE per PHY Error.

Navigation Path: Results > Alarms/Errors > Group > PHYs > Errors > Rate

Syntax

:FETCh:DATA:TELecom:FETHernet:PHY:ERRor:RATE? <wsp><PHY Number>, <Error>

Parameter(s)

PHY Number:

The program data syntax for the first parameter is defined as a <DECIMAL NUMERIC PROGRAM DATA> element.

Specify the PHY number from which we want to retrieve the information.

Error:

The program data syntax for the second parameter is defined as a <CHARACTER PROGRAM DATA> element.

Selects the type of FlexE per PHY error.

OHCRC: Invalid OH CRC error.

Response Syntax

<Rate>

Response(s)

Rate:

The response data syntax for the first parameter is defined as a <NR3 NUMERIC RESPONSE DATA> element.

Returns the current rate of a FlexE per PHY error.

Example(s)

FETC:DATA:TEL:FETH:PHY:ERR:RATE? 123,OHCRC

:FETCh:DATA:TELecom:FETHernet:PHY:ERRor:SEConds?

Description

Returns the number of seconds of FlexE per PHY Error.

Navigation Path: Results > Alarms/Errors > Group > PHYs > Errors > Seconds

Syntax

:FETCh:DATA:TELecom:FETHernet:PHY:ERRor:SEConds? <wsp><PHY Number>, <Error>

Parameter(s)

PHY Number:

The program data syntax for the first parameter is defined as a <DECIMAL NUMERIC PROGRAM DATA> element.

Specify the PHY number from which we want to retrieve the information.

Error:

The program data syntax for the second parameter is defined as a <CHARACTER PROGRAM DATA> element.

Selects the type of FlexE per PHY error.

OHCRC: Invalid OH CRC error.

Response Syntax

<Seconds>

Response(s)

Seconds:

The response data syntax for the first parameter is defined as a <NR1 NUMERIC RESPONSE DATA> element.

Returns the number of seconds of FlexE per PHY error.

Example(s)

FETC:DATA:TEL:FETH:PHY:ERR:SEC? 123,OHCRC

:FETCh:DATA:TELecom:FETHernet:POAM:BOAM:ALARm:CURRent?

Description

This query returns the current status of the specified FlexE Path OAM Basic OAM alarm.

At *RST condition, this value is device dependent.

Navigation Path: Results > Alarms/Errors > Path OAM > Basic OAM > Alarms - Current

Syntax

:FETCh:DATA:TELecom:FETHernet:POAM:BOAM:ALARm:CURRent? <wsp><Alarm>

Parameter(s)

Alarm:

The program data syntax for the first parameter is defined as a <CHARACTER PROGRAM DATA> element.

Selects the alarm:

BCSLF: Basic OAM Client Signal Local Fault

BCSLPI: Basic OAM Client Signal Low Power Indication

BCSRF: Basic OAM Client Signal Remote Fault

BLOCONT: Basic OAM Loss Of Continuity

BRDI: Basic OAM Remote Defect Indication

BUPER: Basic OAM Unexpected Period

Response Syntax

<Current>

Response(s)

Current:

The response data syntax for the first parameter is defined as a <CHARACTER RESPONSE DATA> element.

Returns the current alarm status:

PRESENT: An alarm has occurred in the last second.

ABSENT: No alarm has occurred in the last second.

INACTIVE: No test result available.

Example(s)

FETC:DATA:TEL:FETH:POAM:BOAM:ALAR:CURR? BLOCONT

:FETCh:DATA:TELecom:FETHernet:POAM:BOAM:ALARm:HISTory?

Description

This query returns the history status of the specified FlexE Path OAM Basic OAM alarm.

At *RST condition, this value is device dependent.

Navigation Path: Results > Alarms/Errors > Path OAM > Basic OAM > Alarms - History

Syntax

:FETCh:DATA:TELecom:FETHernet:POAM:BOAM:ALARm:HISTory? <wsp><Alarm>

Parameter(s)

Alarm:

The program data syntax for the first parameter is defined as a <CHARACTER PROGRAM DATA> element.

Selects the alarm:

BCSLF: Basic OAM Client Signal Local Fault

BCSLPI: Basic OAM Client Signal Low Power Indication

BCSRF: Basic OAM Client Signal Remote Fault

BLOCONT: Basic OAM Loss Of Continuity

BRDI: Basic OAM Remote Defect Indication

BUPER: Basic OAM Unexpected Period

Response Syntax

<History>

Response(s)

History:

The response data syntax for the first parameter is defined as a <CHARACTER RESPONSE DATA> element.

Returns the history alarm status:

PRESENT: At least one alarm has occurred during the test.

ABSENT: No alarm has occurred during the test.

INACTIVE: No test result available.

Example(s)

FETC:DATA:TEL:FETH:POAM:BOAM:ALAR:HIST? BLOCONT

:FETCh:DATA:TELecom:FETHernet:POAM:BOAM:ALARm:SEConds?

Description

This query returns the number of seconds within which the specified FlexE Path OAM Basic OAM alarm occurred.

At *RST condition, this value is device dependent.

Navigation Path: Results > Alarms/Errors > Path OAM > Basic OAM > Alarms - Seconds

Syntax

:FETCh:DATA:TELecom:FETHernet:POAM:BOAM:ALARm:SEConds? <wsp><Alarm>

Parameter(s)

Alarm:

The program data syntax for the first parameter is defined as a <CHARACTER PROGRAM DATA> element.

Selects the alarm:

BCSLF: Basic OAM Client Signal Local Fault

BCSLPI: Basic OAM Client Signal Low Power Indication

BCSRF: Basic OAM Client Signal Remote Fault

BLOCONT: Basic OAM Loss Of Continuity

BRDI: Basic OAM Remote Defect Indication

BUPER: Basic OAM Unexpected Period

Response Syntax

<Seconds>

Response(s)

Seconds:

The response data syntax for the first parameter is defined as a <NR1 NUMERIC RESPONSE DATA> element.

Returns the number of seconds in alarm.

Example(s)

FETC:DATA:TEL:FETH:POAM:BOAM:ALAR:SEC? BLOCONT

:FETCh:DATA:TELecom:FETHernet:POAM:BOAM:ERRor:COUNt?

Description	This query returns the count of the specified FlexE Path OAM Basic OAM error. At *RST condition, this value is device dependent. Navigation Path: Results > Alarms/Errors > Path OAM > Basic OAM > Errors - Count
Syntax	:FETCh:DATA:TELecom:FETHernet:POAM:BOAM:ERRor:COUNt? <wsp><Error>
Parameter(s)	**Error**: The program data syntax for the first parameter is defined as a <CHARACTER PROGRAM DATA> element. Selects the error: BBIP8: Basic OAM Bit Interleaved Parity BREI: Basic OAM Remote Error Indication
Response Syntax	<Count>
Response(s)	**Count**: The response data syntax for the first parameter is defined as a <NR2 NUMERIC RESPONSE DATA> element. Returns the count of error.
Example(s)	FETC:DATA:TEL:FETH:POAM:BOAM:ERR:COUN? BBIP8
See Also	FETCh:DATA:TELecom:FETHernet:POAM:ERRor:COUNt?

:FETCh:DATA:TELecom:FETHernet:POAM:BOAM:ERRor:CURRent?

Description

This query returns the current status of the specified FlexE Path OAM Basic OAM error.

At *RST condition, this value is device dependent.

Navigation Path: Results > Alarms/Errors > Path OAM > Basic OAM > Errors - Current

Syntax

:FETCh:DATA:TELecom:FETHernet:POAM:BOAM:ERRor:CURRent? <wsp><Error>

Parameter(s)

Error:

The program data syntax for the first parameter is defined as a <CHARACTER PROGRAM DATA> element.

Selects the error:

BBIP8: Basic OAM Bit Interleaved Parity

BREI: Basic OAM Remote Error Indication

Response Syntax

<Current>

Response(s)

Current:

The response data syntax for the first parameter is defined as a <CHARACTER RESPONSE DATA> element.

Returns the current error status:

PRESENT: An error has occurred in the last second.

ABSENT: No error has occurred in the last second.

INACTIVE: No test result available.

Example(s)

FETC:DATA:TEL:FETH:POAM:BOAM:ERR:CURR? BBIP8

See Also

FETCh:DATA:TELecom:FETHernet:POAM:ERRor:CURRent?

:FETCh:DATA:TELecom:FETHernet:POAM:BOAM:ERRor:HISTory?

Description

This query returns the history status of the specified FlexE Path OAM Basic OAM error.

At *RST condition, this value is device dependent.

Navigation Path: Results > Alarms/Errors > Path OAM> Basic OAM > Errors - History

Syntax

:FETCh:DATA:TELecom:FETHernet:POAM:BOAM:ERRor:HISTory? <wsp><Error>

Parameter(s)

Error:

The program data syntax for the first parameter is defined as a <CHARACTER PROGRAM DATA> element.

Selects the error:

BBIP8: Basic OAM Bit Interleaved Parity

BREI: Basic OAM Remote Error Indication

Response Syntax

<History>

Response(s)

History:

The response data syntax for the first parameter is defined as a <CHARACTER RESPONSE DATA> element.

Returns the history error status:

PRESENT: At least one error has occurred during the test.

ABSENT: No error has occurred during the test.

INACTIVE: No test result available.

Example(s)

FETC:DATA:TEL:FETH:POAM:BOAM:ERR:HIST? BBIP8

See Also

FETCh:DATA:TELecom:FETHernet:POAM:ERRor:HISTory?

:FETCh:DATA:TELecom:FETHernet:POAM:BOAM:ERRor:RATE?

Description

This query returns the rate of the specified FlexE Path OAM Basic OAM error.

At *RST condition, this value is device dependent.

Navigation Path: Results > Alarms/Errors > Path OAM > Basic OAM > Errors - Rate

Syntax

:FETCh:DATA:TELecom:FETHernet:POAM:BOAM:ERRor:RATE? <wsp><Error>

Parameter(s)

Error:

The program data syntax for the first parameter is defined as a <CHARACTER PROGRAM DATA> element.

Selects the error:

BBIP8: Basic OAM Bit Interleaved Parity

BREI: Basic OAM Remote Error Indication

Response Syntax

<Rate>

Response(s)

Rate:

The response data syntax for the first parameter is defined as a <NR3 NUMERIC RESPONSE DATA> element.

Returns the rate of error.

Example(s)

FETC:DATA:TEL:FETH:POAM:BOAM:ERR:RATE? BBIP8

See Also

FETCh:DATA:TELecom:FETHernet:POAM:ERRor:RATE?

:FETCh:DATA:TELecom:FETHernet:POAM:BOAM:ERRor:SEConds?

Description	This query returns the number of seconds within which the specified FlexE Path OAM Basic OAM error occurred. At *RST condition, this value is device dependent. Navigation Path: Results > Alarms/Errors > Path OAM > Basic OAM > Errors - Seconds
Syntax	:FETCh:DATA:TELecom:FETHernet:POAM:BOAM:ERRor:SEConds? <wsp><Error>
Parameter(s)	**Error**: The program data syntax for the first parameter is defined as a <CHARACTER PROGRAM DATA> element. Selects the error: BBIP8: Basic OAM Bit Interleaved Parity BREI: Basic OAM Remote Error Indication
Response Syntax	<Seconds>
Response(s)	**Seconds**: The response data syntax for the first parameter is defined as a <NR1 NUMERIC RESPONSE DATA> element. Returns the number of seconds in error.
Example(s)	FETC:DATA:TEL:FETH:POAM:BOAM:ERR:SEC? BBIP8
See Also	FETCh:DATA:TELecom:FETHernet:POAM:ERRor:SEConds?

:FETCh:DATA:TELecom:FETHernet:POAM:CSIGnal:ALARm:CURRent?

Description

This query returns the current status of the specified FlexE Path OAM Client Signal alarm.

At *RST condition, this value is device dependent.

Navigation Path: Results > Alarms/Errors > Path OAM > Client Signal > Alarms - Current

Syntax

:FETCh:DATA:TELecom:FETHernet:POAM:CSIGnal:ALARm:CURRent? <wsp><Alarm>

Parameter(s)

Alarm:

The program data syntax for the first parameter is defined as a <CHARACTER PROGRAM DATA> element.

Selects the alarm:

CSTYPEM: Client Signal type Mismatch

Response Syntax

<Current>

Response(s)

Current:

The response data syntax for the first parameter is defined as a <CHARACTER RESPONSE DATA> element.

Returns the current alarm status:

PRESENT: An alarm has occurred in the last second.

ABSENT: No alarm has occurred in the last second.

INACTIVE: No test result available.

Example(s)

FETC:DATA:TEL:FETH:POAM:CSIG:ALAR:CURR? CSTM

:FETCh:DATA:TELecom:FETHernet:POAM:CSIGnal:ALARm:HISTory?

Description

This query returns the history status of the specified FlexE Path OAM Client Signal alarm.

At *RST condition, this value is device dependent.

Navigation Path: Results > Alarms/Errors > Path OAM > Client Signal > Alarms - History

Syntax

:FETCh:DATA:TELecom:FETHernet:POAM:CSIGnal:ALARm:HISTory? <wsp><Alarm>

Parameter(s)

Alarm:

The program data syntax for the first parameter is defined as a <CHARACTER PROGRAM DATA> element.

Selects the alarm:

CSTYPEM: Client Signal type Mismatch

Response Syntax

<History>

Response(s)

History:

The response data syntax for the first parameter is defined as a <CHARACTER RESPONSE DATA> element.

Returns the history alarm status:

PRESENT: At least one alarm has occurred during the test.

ABSENT: No alarm has occurred during the test.

INACTIVE: No test result available.

Example(s)

FETC:DATA:TEL:FETH:POAM:CSIG:ALAR:HIST? CSTM

:FETCh:DATA:TELecom:FETHernet:POAM:CSIGnal:ALARm:SEConds?

Description

This query returns the number of seconds within which the specified FlexE Path OAM Client Signal alarm occurred.

At *RST condition, this value is device dependent.

Navigation Path: Results > Alarms/Errors > Path OAM > Client Signal > Alarms - Seconds

Syntax

:FETCh:DATA:TELecom:FETHernet:POAM:CSIGnal:ALARm:SEConds? <wsp><Alarm>

Parameter(s)

Alarm:

The program data syntax for the first parameter is defined as a <CHARACTER PROGRAM DATA> element.

Selects the alarm:

CSTYPEM: Client Signal type Mismatch

Response Syntax

<Seconds>

Response(s)

Seconds:

The response data syntax for the first parameter is defined as a <NR1 NUMERIC RESPONSE DATA> element.

Returns the number of seconds in alarm.

Example(s)

FETC:DATA:TEL:FETH:POAM:CSIG:ALAR:SEC? CSTM

:FETCh:DATA:TELecom:FETHernet:POAM:CVER:ALARm:CURRent?

Description

This query returns the current status of the specified FlexE Path OAM Connectivity Verification alarm.

At *RST condition, this value is device dependent.

Navigation Path: Results > Alarms/Errors > Path OAM > Connectivity Verification > Alarms - Current

Syntax

:FETCh:DATA:TELecom:FETHernet:POAM:CVER:ALARm:CURRent? <wsp><Alarm>

Parameter(s)

Alarm:

The program data syntax for the first parameter is defined as a <CHARACTER PROGRAM DATA> element.

Selects the alarm:

DAPIMismatch: Dapi Mismatch

SAPIMismatch: Sapi Mismatch

Response Syntax

<Current>

Response(s)

Current:

The response data syntax for the first parameter is defined as a <CHARACTER RESPONSE DATA> element.

Returns the current alarm status:

PRESENT: An alarm has occurred in the last second.

ABSENT: No alarm has occurred in the last second.

INACTIVE: No test result available.

Example(s)

FETC:DATA:TEL:FETH:POAM:CVER:ALAR:CURR? DAPIMi

:FETCh:DATA:TELecom:FETHernet:POAM:CVER:ALARm:HISTory?

Description

This query returns the history status of the specified FlexE Path OAM Connectivity Verification alarm.

At *RST condition, this value is device dependent.

Navigation Path: Results > Alarms/Errors > Path OAM > Connectivity Verification > Alarms - History

Syntax

:FETCh:DATA:TELecom:FETHernet:POAM:CVER:ALARm:HISTory? <wsp><Alarm>

Parameter(s)

Alarm:

The program data syntax for the first parameter is defined as a <CHARACTER PROGRAM DATA> element.

Selects the alarm:

DAPIMismatch: Dapi Mismatch

SAPIMismatch: Sapi Mismatch

Response Syntax

<History>

Response(s)

History:

The response data syntax for the first parameter is defined as a <CHARACTER RESPONSE DATA> element.

Returns the history alarm status:

PRESENT: At least one alarm has occurred during the test.

ABSENT: No alarm has occurred during the test.

INACTIVE: No test result available.

Example(s)

FETC:DATA:TEL:FETH:POAM:CVER:ALAR:HIST? DAPIM

:FETCh:DATA:TELecom:FETHernet:POAM:CVER:ALARm:SEConds?

Description	This query returns the number of seconds within which the specified FlexE Path OAM Connectivity Verification alarm occurred. At *RST condition, this value is device dependent. Navigation Path: Results > Alarms/Errors > Path OAM > Connectivity Verification > Alarms - Seconds
Syntax	:FETCh:DATA:TELecom:FETHernet:POAM:CVER:ALARm:SEConds? <wsp><Alarm>
Parameter(s)	**Alarm**: The program data syntax for the first parameter is defined as a <CHARACTER PROGRAM DATA> element. Selects the alarm: DAPIMismatch: Dapi Mismatch SAPIMismatch: Dapi Mismatch
Response Syntax	<Seconds>
Response(s)	**Seconds**: The response data syntax for the first parameter is defined as a <NR1 NUMERIC RESPONSE DATA> element. Returns the number of seconds in alarm.
Example(s)	FETC:DATA:TEL:FETH:POAM:CVER:ALAR:SEC? DAPIM

:FETCh:DATA:TELecom:FETHernet:POAM:ERRor:COUNt?

Description

This query returns the count of the specified FlexE Path OAM error.

At *RST condition, this value is device dependent.

Navigation Path: Results > Alarms/Errors > Path OAM > Errors - Count

Syntax

:FETCh:DATA:TELecom:FETHernet:POAM:ERRor:COUNt? <wsp><Error>

Parameter(s)

Error:

The program data syntax for the first parameter is defined as a <CHARACTER PROGRAM DATA> element.

Selects the error:

PCRC4: Path OAM Cyclic Redundancy Check over 4 bits

Response Syntax

<Count>

Response(s)

Count:

The response data syntax for the first parameter is defined as a <NR2 NUMERIC RESPONSE DATA> element.

Returns the count of error.

Example(s)

FETC:DATA:TEL:FETH:POAM:ERR:COUN? PCRC4

See Also

FETCh:DATA:TELecom:FETHernet:POAM:BOAM:ERRor:COUNt?

:FETCh:DATA:TELecom:FETHernet:POAM:ERRor:CURRent?

Description

This query returns the current status of the specified FlexE Path OAM error.

At *RST condition, this value is device dependent.

Navigation Path: Results > Alarms/Errors > Path OAM > Errors - Current

Syntax

:FETCh:DATA:TELecom:FETHernet:POAM:ERRor:CURRent? <wsp><Error>

Parameter(s)

Error:

The program data syntax for the first parameter is defined as a <CHARACTER PROGRAM DATA> element.

Selects the error:

PCRC4: Path OAM Cyclic Redundancy Check over 4 bits

Response Syntax

<Current>

Response(s)

Current:

The response data syntax for the first parameter is defined as a <CHARACTER RESPONSE DATA> element.

Returns the current error status:

PRESENT: An error has occurred in the last second.

ABSENT: No error has occurred in the last second.

INACTIVE: No test result available.

Example(s)

FETC:DATA:TEL:FETH:POAM:ERR:CURR? PCRC4

See Also

FETCh:DATA:TELecom:FETHernet:POAM:BOAM:ERRor:CURRent?

:FETCh:DATA:TELecom:FETHernet:POAM:ERRor:HISTory?

Description

This query returns the history status of the specified FlexE Path OAM error.

At *RST condition, this value is device dependent.

Navigation Path: Results > Alarms/Errors > Path OAM> Errors - History

Syntax

:FETCh:DATA:TELecom:FETHernet:POAM:ERRor:HISTory? <wsp><Error>

Parameter(s)

Error:

The program data syntax for the first parameter is defined as a <CHARACTER PROGRAM DATA> element.

Selects the error:

PCRC4: Path OAM Cyclic Redundancy Check over 4 bits

Response Syntax

<History>

Response(s)

History:

The response data syntax for the first parameter is defined as a <CHARACTER RESPONSE DATA> element.

Returns the history error status:

PRESENT: At least one error has occurred during the test.

ABSENT: No error has occurred during the test.

INACTIVE: No test result available.

Example(s)

FETC:DATA:TEL:FETH:POAM:ERR:HIST? PCRC4

See Also

FETCh:DATA:TELecom:FETHernet:POAM:BOAM:ERRor:HISTory?

:FETCh:DATA:TELecom:FETHernet:POAM:ERRor:RATE?

Description

This query returns the rate of the specified FlexE Path OAM error.

At *RST condition, this value is device dependent.

Navigation Path: Results > Alarms/Errors > Path OAM > Errors - Rate

Syntax

:FETCh:DATA:TELecom:FETHernet:POAM:ERRor:RATE? <wsp><Error>

Parameter(s)

Error:

The program data syntax for the first parameter is defined as a <CHARACTER PROGRAM DATA> element.

Selects the error:

PCRC4: Path OAM Cyclic Redundancy Check over 4 bits

Response Syntax

<Rate>

Response(s)

Rate:

The response data syntax for the first parameter is defined as a <NR3 NUMERIC RESPONSE DATA> element.

Returns the rate of error.

Example(s)

FETC:DATA:TEL:FETH:POAM:ERR:RATE? PCRC4

See Also

FETCh:DATA:TELecom:FETHernet:POAM:BOAM:ERRor:RATE?

:FETCh:DATA:TELecom:FETHernet:POAM:ERRor:SEConds?

Description

This query returns the number of seconds within which the specified FlexE Path OAM error occurred.

At *RST condition, this value is device dependent.

Navigation Path: Results > Alarms/Errors > Path OAM > Errors - Seconds

Syntax

:FETCh:DATA:TELecom:FETHernet:POAM:ERRor:SEConds? <wsp><Error>

Parameter(s)

Error:

The program data syntax for the first parameter is defined as a <CHARACTER PROGRAM DATA> element.

Selects the error:

PCRC4: Path OAM Cyclic Redundancy Check over 4 bits

Response Syntax

<Seconds>

Response(s)

Seconds:

The response data syntax for the first parameter is defined as a <NR1 NUMERIC RESPONSE DATA> element.

Returns the number of seconds in error.

Example(s)

FETC:DATA:TEL:FETH:POAM:ERR:SEC? PCRC4

See Also

FETCh:DATA:TELecom:FETHernet:POAM:BOAM:ERRor:SEConds?

:FETCh:DATA:TELecom:FIBer:ALARm:PHYSical:CURRent?

Description

This query returns the current status of Fibre Channel alarm.

At *RST condition, this value is device dependent.

Navigation Path: Results > Alarms/Errors > Fibre Channel > Alarms

Syntax

:FETCh:DATA:TELecom:FIBer:ALARm:PHYSical:CURRent? <wsp><Alarm>

Parameter(s)

Alarm:

The program data syntax for the first parameter is defined as a <CHARACTER PROGRAM DATA> element.

Selects the alarm:

LDOWn: Link Down

LFAult: Local Fault

LFAD: Local Fault Detected (FC 10X)

LFAR: Local Fault Received (FC 10X)

RFAult: Remote Fault (FC 10X)

LOCWS: LOCWS (FC 32X)

Response Syntax

<Current>

Response(s)

Current:

The response data syntax for the first parameter is defined as a <CHARACTER RESPONSE DATA> element.

Returns the current alarm status:

PRESENT: An alarm has occurred in the last second.

ABSENT: No alarm has occurred in the last second.

INACTIVE: No test result available.

Example(s)

FETC:DATA:TEL:FIB:ALAR:PHYS:CURR? LDOW

Returns the current status of physical alarm.

See Also

FETCh:DATA:TELecom:SOAM:ALARm:SEConds?

:FETCh:DATA:TELecom:FIBer:ALARm:PHYSical:HISTory?

Description

This query returns the history status of Fibre Channel alarm.

At *RST condition, this value is device dependent.

Navigation Path: Results > Alarms/Errors > Fibre Channel > Alarms

Syntax

:FETCh:DATA:TELecom:FIBer:ALARm:PHYSical:HISTory? <wsp><Alarm>

Parameter(s)

Alarm:

The program data syntax for the first parameter is defined as a <CHARACTER PROGRAM DATA> element.

Selects the alarm:

LDOWn: Link Down

LFAult: Local Fault

LFAD: Local Fault Detected (FC 10X)

LFAR: Local Fault Received (FC 10X)

RFAult: Remote Fault (FC 10X)

LOCWS: LOCWS (FC 32X)

Response Syntax

<History>

Response(s)

History:

The response data syntax for the first parameter is defined as a <CHARACTER RESPONSE DATA> element.

Returns the history alarm status:

PRESENT: At least one alarm has occurred during the test.

ABSENT: No alarm has occurred during the test.

INACTIVE: No test result available.

Example(s)

FETC:DATA:TEL:FIB:ALAR:PHYS:HIST? LDOW

See Also

FETCh:DATA:TELecom:SOAM:ALARm:CURRent?

:FETCh:DATA:TELecom:FIBer:ALARm:PHYSical:SEConds?

Description

This query returns the number of seconds within which Fibre Channel alarm occurred.

At *RST condition, this value is device dependent.

Navigation Path: Results > Alarms/Errors > Fibre Channel > Alarms

Syntax

:FETCh:DATA:TELecom:FIBer:ALARm:PHYSical:SEConds? <wsp><Alarm>

Parameter(s)

Alarm:

The program data syntax for the first parameter is defined as a <CHARACTER PROGRAM DATA> element.

Selects the alarm:

LDOWn: Link Down

LFAult: Local Fault

LFAD: Local Fault Detected (FC 10X)

LFAR: Local Fault Received (FC 10X)

RFAult: Remote Fault (FC 10X)

LOCWS: LOCWS (FC 32X)

Response Syntax

<Seconds>

Response(s)

Seconds:

The response data syntax for the first parameter is defined as a <NR1 NUMERIC RESPONSE DATA> element.

Returns the number of seconds in alarm.

Example(s)

FETC:DATA:TEL:FIB:ALAR:PHYS:SEC? LDOW

See Also

FETCh:DATA:TELecom:SOAM:ALARm:HISTory?

:FETCh:DATA:TELecom:FIBer:ERRor:FC:COUNt?

Description

This query returns the count of Fibre Channel errors.

At *RST condition, this value is device dependent.

Navigation Path: Results > Alarms/Errors > Fibre Channel > Errors

Syntax

:FETCh:DATA:TELecom:FIBer:ERRor:FC:COUNt? <wsp><Error>

Parameter(s)

Error:

The program data syntax for the first parameter is defined as a <CHARACTER PROGRAM DATA> element.

Selects the error:

FCS

OVERsize: Oversize

UNDersize: Undersize

Response Syntax

<Count>

Response(s)

Count:

The response data syntax for the first parameter is defined as a <NR2 NUMERIC RESPONSE DATA> element.

Returns the count of errors.

Example(s)

FETC:DATA:TEL:FIB:ERR:FC:COUN? OVER

Returns the count of FC error.

See Also

FETCh:DATA:TELecom:FIBer:ERRor:PHYSical:COUNt?

:FETCh:DATA:TELecom:FIBer:ERRor:FC:CURRent?

Description

This query returns the current status of Fibre Channel error.

At *RST condition, this value is device dependent.

Navigation Path: Results > Alarms/Errors > Fibre Channel > Errors

Syntax

:FETCh:DATA:TELecom:FIBer:ERRor:FC:CURRent? <wsp><Error>

Parameter(s)

Error:

The program data syntax for the first parameter is defined as a <CHARACTER PROGRAM DATA> element.

Selects the error:

FCS

OVERsize: Oversize

UNDersize: Undersize

Response Syntax

<Current>

Response(s)

Current:

The response data syntax for the first parameter is defined as a <CHARACTER RESPONSE DATA> element.

Returns the current error status:

PRESENT: An error has occurred in the last second.

ABSENT: No error has occurred in the last second.

INACTIVE: No test result available.

Example(s)

FETC:DATA:TEL:FIB:ERR:FC:CURR? OVER

Returns the current FC status.

See Also

FETCh:DATA:TELecom:FIBer:ERRor:PHYSical:CURRent?

:FETCh:DATA:TELecom:FIBer:ERRor:FC:HISTory?

Description

This query returns the history status of Fibre Channel error.

At *RST condition, this value is device dependent.

Navigation Path: Results > Alarms/Errors > Fibre Channel > Errors

Syntax

:FETCh:DATA:TELecom:FIBer:ERRor:FC:HISTory? <wsp><Error>

Parameter(s)

Error:

The program data syntax for the first parameter is defined as a <CHARACTER PROGRAM DATA> element.

Selects the error:

FCS

OVERsize: Oversize

UNDersize: Undersize

Response Syntax

<History>

Response(s)

History:

The response data syntax for the first parameter is defined as a <CHARACTER RESPONSE DATA> element.

Returns the history error status:

PRESENT: At least one error has occurred during the test.

ABSENT: No error has occurred during the test.

INACTIVE: No test result available.

Example(s)

FETC:DATA:TEL:FIB:ERR:FC:HIST? OVER

Returns the history status of FC error.

See Also

FETCh:DATA:TELecom:FIBer:ERRor:PHYSical:HISTory?

:FETCh:DATA:TELecom:FIBer:ERRor:FC:RATE?

Description

This query returns the current rate of Fibre Channel error.

At *RST condition, this value is device dependent.

Navigation Path: Results > Alarms/Errors > Fibre Channel > Errors

Syntax

:FETCh:DATA:TELecom:FIBer:ERRor:FC:RATE? <wsp><Error>

Parameter(s)

Error:

The program data syntax for the first parameter is defined as a <CHARACTER PROGRAM DATA> element.

Selects the error:

FCS

OVERsize: Oversize

UNDersize: Undersize

Response Syntax

<Rate>

Response(s)

Rate:

The response data syntax for the first parameter is defined as a <NR3 NUMERIC RESPONSE DATA> element.

Returns the current error rate.

Example(s)

FETC:DATA:TEL:FIB:ERR:FC:RATE? OVER

Returns the current rate of FC error.

See Also

FETCh:DATA:TELecom:FIBer:ERRor:PHYSical:RATE?

:FETCh:DATA:TELecom:FIBer:ERRor:FC:SEConds?

Description

This query returns the number of seconds within which Fibre Channel error occurred.

At *RST condition, this value is device dependent.

Navigation Path: Results > Alarms/Errors > Fibre Channel > Errors

Syntax

:FETCh:DATA:TELecom:FIBer:ERRor:FC:SEConds? <wsp><Error>

Parameter(s)

Error:

The program data syntax for the first parameter is defined as a <CHARACTER PROGRAM DATA> element.

Selects the error:

FCS

OVERsize: Oversize

UNDersize: Undersize

Response Syntax

<Seconds>

Response(s)

Seconds:

The response data syntax for the first parameter is defined as a <NR1 NUMERIC RESPONSE DATA> element.

Returns the number of seconds in error.

Example(s)

FETC:DATA:TEL:FIB:ERR:FC:SEC? OVER

Returns the number of seconds of FC error.

See Also

FETCh:DATA:TELecom:FIBer:ERRor:PHYSical:SEConds?

:FETCh:DATA:TELecom:FIBer:ERRor:PHYSical:COUNt?

Description

This query returns the count of Fibre Channel errors.

At *RST condition, this value is device dependent.

Navigation Path: Results > Alarms/Errors > Fibre Channel > Errors

Syntax

:FETCh:DATA:TELecom:FIBer:ERRor:PHYSical:COUNt? <wsp><Error>

Parameter(s)

Error:

The program data syntax for the first parameter is defined as a <CHARACTER PROGRAM DATA> element.

Selects the error:

BLOCk: Block (FC 10X/16X) or 66B BLOCK (FC 32X)

SYMbol: Symbol (FC 1X/2X/4X/8X)

FCCW: FEC-COR-CW (FC 32X)

FUCW: FEC-UNCOR-CW (FC 32X)

PFSERR: Pre-FEC-SYMB (FC 32X)

Response Syntax

<Count>

Response(s)

Count:

The response data syntax for the first parameter is defined as a <NR2 NUMERIC RESPONSE DATA> element.

Returns the count of errors.

Example(s)

FETC:DATA:TEL:FIB:ERR:PHYS:COUN? BLOC

Returns the count of physical error.

See Also

FETCh:DATA:TELecom:FIBer:ERRor:FC:COUNt?

:FETCh:DATA:TELecom:FIBer:ERRor:PHYSical:CURRent?

Description

This query returns the current status of Fibre Channel error.

At *RST condition, this value is device dependent.

Navigation Path: Results > Alarms/Errors > Fibre Channel > Errors

Syntax

:FETCh:DATA:TELecom:FIBer:ERRor:PHYSical:CURRent? <wsp><Error>

Parameter(s)

Error:

The program data syntax for the first parameter is defined as a <CHARACTER PROGRAM DATA> element.

Selects the error:

BLOCk: Block (FC 10X/16X) or 66B BLOCK (FC 32X)

SYMbol: Symbol (FC 1X/2X/4X/8X)

FUCW: FEC-UNCOR-CW (FC 32X)

Response Syntax

<Status>

Response(s)

Status:

The response data syntax for the first parameter is defined as a <CHARACTER RESPONSE DATA> element.

Returns the current error status:

PRESENT: An error has occurred in the last second.

ABSENT: No error has occurred in the last second.

INACTIVE: No test result available.

Example(s)

FETC:DATA:TEL:FIB:ERR:PHYS:CURR? BLOC

Returns the current status of physical error.

See Also

FETCh:DATA:TELecom:FIBer:ERRor:FC:CURRent?

:FETCh:DATA:TELecom:FIBer:ERRor:PHYSical:HISTory?

Description

This query returns the history status of Fibre Channel error.

At *RST condition, this value is device dependent.

Navigation Path: Results > Alarms/Errors > Fibre Channel > Errors

Syntax

:FETCh:DATA:TELecom:FIBer:ERRor:PHYSical:HISTory? <wsp><Error>

Parameter(s)

Error:

The program data syntax for the first parameter is defined as a <CHARACTER PROGRAM DATA> element.

Selects the error:

BLOCk: Block (FC 10X/16X) or 66B BLOCK (FC 32X)

SYMbol: Symbol (FC 1X/2X/4X/8X)

FUCW: FEC-UNCOR-CW (FC 32X)

Response Syntax

<Status>

Response(s)

Status:

The response data syntax for the first parameter is defined as a <CHARACTER RESPONSE DATA> element.

Returns the history error status:

PRESENT: At least one error has occurred during the test.

ABSENT: No error has occurred during the test.

INACTIVE: No test result available.

Example(s)

FETC:DATA:TEL:FIB:ERR:PHYS:HIST? BLOC

Returns the history status of physical error.

See Also

FETCh:DATA:TELecom:FIBer:ERRor:FC:HISTory?

:FETCh:DATA:TELecom:FIBer:ERRor:PHYSical:RATE?

Description

This query returns the current rate of Fibre Channel error.

At *RST condition, this value is device dependent.

Navigation Path: Results > Alarms/Errors > Fibre Channel > Errors

Syntax

:FETCh:DATA:TELecom:FIBer:ERRor:PHYSical:RATE? <wsp><Error>

Parameter(s)

Error:

The program data syntax for the first parameter is defined as a <CHARACTER PROGRAM DATA> element.

Selects the error:

BLOCk: Block (FC 10X/16X) or 66B BLOCK (FC 32X)

SYMbol: Symbol (FC 1X/2X/4X/8X)

FCCW: FEC-COR-CW (FC 32X)

FUCW: FEC-UNCOR-CW (FC 32X)

PFSERR: Pre-FEC-SYMB (FC 32X)

Response Syntax

<Rate>

Response(s)

Rate:

The response data syntax for the first parameter is defined as a <NR3 NUMERIC RESPONSE DATA> element.

Returns the current error rate.

Example(s)

FETC:DATA:TEL:FIB:ERR:PHYS:RATE? BLOC

Returns the current rate of physical error.

See Also

FETCh:DATA:TELecom:FIBer:ERRor:FC:RATE?

:FETCh:DATA:TELecom:FIBer:ERRor:PHYSical:SEConds?

Description

This query returns the number of seconds within which Fibre Channel error occurred.

At *RST condition, this value is device dependent.

Navigation Path: Results > Alarms/Errors > Fibre Channel > Errors

Syntax

:FETCh:DATA:TELecom:FIBer:ERRor:PHYSical:SEConds? <wsp><Error>

Parameter(s)

Error:

The program data syntax for the first parameter is defined as a <CHARACTER PROGRAM DATA> element.

Selects the error:

BLOCk: Block (FC 10X/16X) or 66B BLOCK (FC 32X)

SYMbol: Symbol (FC 1X/2X/4X/8X)

FUCW: FEC-UNCOR-CW (FC 32X)

Response Syntax

<Seconds>

Response(s)

Seconds:

The response data syntax for the first parameter is defined as a <NR1 NUMERIC RESPONSE DATA> element.

Returns the number of seconds in error.

Example(s)

FETC:DATA:TEL:FIB:ERR:PHYS:SEC? BLOC

See Also

FETCh:DATA:TELecom:FIBer:ERRor:FC:SEConds?

:FETCh:DATA:TELecom:FOTN:FEC:ERRor:COUNt?

Description

This query returns the count of FEC error for FlexO BERT.

Navigation Path: Results > Alarms/Errors > FEC > Errors

Syntax

:FETCh:DATA:TELecom:FOTN:FEC:ERRor:COUNt? <wsp><Error>

Parameter(s)

Error:

The program data syntax for the first parameter is defined as a <CHARACTER PROGRAM DATA> element.

Selects the error type whose count is to be retrieved.

FCCW: FEC correctable code word error

FUCW: FEC uncorrectable code word error

Response Syntax

<Seconds>

Response(s)

Seconds:

The response data syntax for the first parameter is defined as a <NR2 NUMERIC RESPONSE DATA> element.

Reports the count of FEC error.

Example(s)

FETC:DATA:TEL:FOTN:FEC:ERR:COUN? CORR

See Also

FETCh:DATA:TELecom:FOTN:FEC:ERRor:LANE:COUNt?

:FETCh:DATA:TELecom:FOTN:FEC:ERRor:CURR?

Description

This query returns the current status of FEC error for FlexO BERT.

Navigation Path: Results > Alarms/Errors > FEC > Errors

Syntax

:FETCh:DATA:TELecom:FOTN:FEC:ERRor:CURR? <wsp><Error>

Parameter(s)

Error:

The program data syntax for the first parameter is defined as a <CHARACTER PROGRAM DATA> element.

Selects the error whose status is to be retrieved.

FCCW: FEC correctable code word error

FUCW: FEC uncorrectable code word error

Response Syntax

<Current>

Response(s)

Current:

The response data syntax for the first parameter is defined as a <CHARACTER RESPONSE DATA> element.

Reports the current status of FEC error.

PRESENT, indicates that at least one error has occurred.

ABSENT, indicates that no error occurred.

INACTIVE, indicates that the test did not run yet.

Example(s)

FETC:DATA:TEL:FOTN:FEC:ERR:CURR? CORR

See Also

FETCh:DATA:TELecom:FOTN:FEC:ERRor:LANE:CURRent?

:FETCh:DATA:TELecom:FOTN:FEC:ERRor:HISTory?

Description

This query returns the history status of FEC error for FlexO BERT.

Navigation Path: Results > Alarms/Errors > FEC > Errors

Syntax

:FETCh:DATA:TELecom:FOTN:FEC:ERRor:HISTory? <wsp><Error>

Parameter(s)

Error:

The program data syntax for the first parameter is defined as a <CHARACTER PROGRAM DATA> element.

Selects the error whose status is to be retrieved.

FCCW: FEC correctable code word error

FUCW: FEC uncorrectable code word error

Response Syntax

<History>

Response(s)

History:

The response data syntax for the first parameter is defined as a <CHARACTER RESPONSE DATA> element.

Reports the history status of FEC error.

PRESENT, indicates that at least one error has occurred.

ABSENT, indicates that no error occurred.

INACTIVE, indicates that the test did not run yet.

Example(s)

FETC:DATA:TEL:FOTN:FEC:ERR:HIST? FCCW

See Also

FETCh:DATA:TELecom:FOTN:FEC:ERRor:LANE:HISTory?

:FETCh:DATA:TELecom:FOTN:FEC:ERRor:LANE:COUNt?

Description

This query returns the count of FEC error for a specified lane for FlexO BERT.

Navigation Path: Results > Alarms/Errors > FEC > Lane > Errors

Syntax

:FETCh:DATA:TELecom:FOTN:FEC:ERRor:LANE:COUNt? <wsp><Lane Number>, <Error>

Parameter(s)

Lane Number:

The program data syntax for the first parameter is defined as a <DECIMAL NUMERIC PROGRAM DATA> element.

Selects the lane number.

Error:

The program data syntax for the second parameter is defined as a <CHARACTER PROGRAM DATA> element.

Selects the error type whose count is to be retrieved.

FCSYmb: FEC correctable symbol error

Response Syntax

<Count>

Response(s)

Count:

The response data syntax for the first parameter is defined as a <NR2 NUMERIC RESPONSE DATA> element.

Reports the count of FEC error for the specified lane.

Example(s)

FETC:DATA:TEL:FOTN:FEC:ERR:LANE:COUN? 1, SYMB

See Also

FETCh:DATA:TELecom:FOTN:FEC:ERRor:COUNt?

:FETCh:DATA:TELecom:FOTN:FEC:ERRor:LANE:CURRent?

Description

This query returns the current status of FEC Lane error for a specified lane for FlexO BERT.

Navigation Path: Results > Alarms/Errors > FEC > Lane > Errors

Syntax

:FETCh:DATA:TELecom:FOTN:FEC:ERRor:LANE:CURRent? <wsp><Lane Number>, <Error>

Parameter(s)

Lane Number:

The program data syntax for the first parameter is defined as a <DECIMAL NUMERIC PROGRAM DATA> element.

Selects the lane number.

Error:

The program data syntax for the second parameter is defined as a <CHARACTER PROGRAM DATA> element.

Selects the error type whose status is to be retrieved.

FCSYmb: FEC correctable symbol error

Response Syntax

<Current>

Response(s)

Current:

The response data syntax for the first parameter is defined as a <CHARACTER RESPONSE DATA> element.

Reports the current status of FEC error for the specified lane.

PRESENT, indicates that at least one alarm has occurred in the last second.

ABSENT, indicates that no alarm occurred.

INACTIVE, indicates that the test did not run yet.

Example(s)

FETC:DATA:TEL:FOTN:FEC:ERR:LANE:CURR? 1, SYMB

See Also

FETCh:DATA:TELecom:FOTN:FEC:ERRor:CURRent?

:FETCh:DATA:TELecom:FOTN:FEC:ERRor:LANE:HISTory?

Description

This query returns the history status of FEC Lane error for a specified lane for FlexO BERT.

Navigation Path: Results > Alarms/Errors > FEC > Lane > Errors

Syntax

:FETCh:DATA:TELecom:FOTN:FEC:ERRor:LANE:HISTory? <wsp><Lane Number>, <Error>

Parameter(s)

Lane Number:

The program data syntax for the first parameter is defined as a <DECIMAL NUMERIC PROGRAM DATA> element.

Selects the lane number.

Error:

The program data syntax for the second parameter is defined as a <CHARACTER PROGRAM DATA> element.

Selects the error type whose status is to be retrieved.

FCSYmb: FEC correctable symbol error

Response Syntax

<History>

Response(s)

History:

The response data syntax for the first parameter is defined as a <CHARACTER RESPONSE DATA> element.

Reports the history status of FEC error for the specified lane.

PRESENT, indicates that at least one error has occurred in the last second.

ABSENT, indicates that no error occurred.

INACTIVE, indicates that the test did not run yet.

Example(s)

FETC:DATA:TEL:FOTN:FEC:ERR:LANE:HIST? 1, FCSY

See Also

FETCh:DATA:TELecom:FOTN:FEC:ERRor:HISTory?

:FETCh:DATA:TELecom:FOTN:FEC:ERRor:LANE:RATE?

Description

This query returns the rate of FEC error for a specified lane for FlexO BERT.

Navigation Path: Results > Alarms/Errors > FEC > Lane > Errors

Syntax

:FETCh:DATA:TELecom:FOTN:FEC:ERRor:LANE:RATE? <wsp><Lane Number>, <Error>

Parameter(s)

Lane Number:

The program data syntax for the first parameter is defined as a <DECIMAL NUMERIC PROGRAM DATA> element.

Selects the lane number.

Error:

The program data syntax for the second parameter is defined as a <CHARACTER PROGRAM DATA> element.

Selects the error type whose rate is to be retrieved.

FCSYmb: FEC correctable symbol error

Response Syntax

<Rate>

Response(s)

Rate:

The response data syntax for the first parameter is defined as a <NR3 NUMERIC RESPONSE DATA> element.

Reports the rate of FEC error for the specified lane.

Example(s)

FETC:DATA:TEL:FOTN:FEC:ERR:LANE:RATE? 1, SYMB

See Also

FETCh:DATA:TELecom:FOTN:FEC:ERRor:RATE?

:FETCh:DATA:TELecom:FOTN:FEC:ERRor:LANE:SEConds?

Description

This query returns the number of seconds within which the FEC error occurred for a specified lane for FlexO BERT.

Navigation Path: Results > Alarms/Errors > FEC > Lane > Errors

Syntax

:FETCh:DATA:TELecom:FOTN:FEC:ERRor:LANE:SEConds? <wsp><Lane Number>, <Error>

Parameter(s)

Lane Number:

The program data syntax for the first parameter is defined as a <DECIMAL NUMERIC PROGRAM DATA> element.

Selects the lane number.

Error:

The program data syntax for the second parameter is defined as a <CHARACTER PROGRAM DATA> element.

Selects the error type whose number of seconds in error is to be retrieved.

FCSYmb: FEC correctable symbol error

Response Syntax

<Seconds>

Response(s)

Seconds:

The response data syntax for the first parameter is defined as a <NR1 NUMERIC RESPONSE DATA> element.

Reports the number of seconds of FEC error for the specified lane.

Example(s)

FETC:DATA:TEL:FOTN:FEC:ERR:LANE:SEC? 1, SYMB

See Also

FETCh:DATA:TELecom:FOTN:FEC:ERRor:SEConds?

:FETCh:DATA:TELecom:FOTN:FEC:ERRor:RATe?

Description

This query returns the rate of FEC error for FlexO BERT.

Navigation Path: Results > Alarms/Errors > FEC > Errors

Syntax

:FETCh:DATA:TELecom:FOTN:FEC:ERRor:RATe? <wsp><Error>

Parameter(s)

Error:

The program data syntax for the first parameter is defined as a <CHARACTER PROGRAM DATA> element.

Selects the error type whose rate is to be retrieved.

FCCW: FEC correctable code word error

FUCW: FEC uncorrectable code word error

Response Syntax

<Seconds>

Response(s)

Seconds:

The response data syntax for the first parameter is defined as a <NR3 NUMERIC RESPONSE DATA> element.

Reports the rate of FEC error.

Example(s)

FETC:DATA:TEL:FOTN:FEC:ERR:RATE? CORR

See Also

FETCh:DATA:TELecom:FOTN:FEC:ERRor:LANE:RATE?

:FETCh:DATA:TELecom:FOTN:FEC:ERRor:SEConds?

Description

This query returns the number of seconds within which the FEC error occurred for FlexO BERT.

Navigation Path: Results > Alarms/Errors > FEC > Errors

Syntax

:FETCh:DATA:TELecom:FOTN:FEC:ERRor:SEConds? <wsp><Error>

Parameter(s)

Error:

The program data syntax for the first parameter is defined as a <CHARACTER PROGRAM DATA> element.

Selects the error type whose number of seconds in error is to be retrieved.

FCCW: FEC correctable code word error

FUCW: FEC uncorrectable code word error

Response Syntax

<Seconds>

Response(s)

Seconds:

The response data syntax for the first parameter is defined as a <NR1 NUMERIC RESPONSE DATA> element.

Reports the number of seconds of FEC error.

Example(s)

FETC:DATA:TEL:FOTN:FEC:ERR:SEC? CORR

See Also

FETCh:DATA:TELecom:FOTN:FEC:ERRor:LANE:SEConds?

:FETCh:DATA:TELecom:FOTN:FOIC:ALARm:CURRent?

Description

This query returns the current status of FOIC alarm.

Navigation Path: Results > Alarms/Errors > FOICx.y > Alarms

Syntax

:FETCh:DATA:TELecom:FOTN:FOIC:ALARm:CURRent? <wsp><Alarm>

Parameter(s)

Alarm:

The program data syntax for the first parameter is defined as a <CHARACTER PROGRAM DATA> element.

Selects the alarm whose status is to be retrieved.

LOA: Loss of Alignment

Response Syntax

<Current>

Response(s)

Current:

The response data syntax for the first parameter is defined as a <CHARACTER RESPONSE DATA> element.

Reports the current status of FOIC alarm.

PRESENT, indicates that at least one alarm has occurred.

ABSENT, indicates that no alarm occurred.

INACTIVE, indicates that the test did not run yet.

Example(s)

FETC:DATA:TEL:FOTN:FOIC:ALAR:CURR? LOA

See Also

FETCh:DATA:TELecom:FOTN:FOIC:ALARm:LANE:CURRent?

:FETCh:DATA:TELecom:FOTN:FOIC:ALARm:HISTory?

Description

This query returns the history status of FOIC alarm.

Navigation Path: Results > Alarms/Errors > FOICx.y > Alarms

Syntax

:FETCh:DATA:TELecom:FOTN:FOIC:ALARm:HISTory? <wsp><Alarm>

Parameter(s)

Alarm:

The program data syntax for the first parameter is defined as a <CHARACTER PROGRAM DATA> element.

Selects the alarm whose status is to be retrieved

LOA: Loss of Alignment

Response Syntax

<History>

Response(s)

History:

The response data syntax for the first parameter is defined as a <CHARACTER RESPONSE DATA> element.

Reports the history status of FOIC alarm.

PRESENT, indicates that at least one alarm has occurred.

ABSENT, indicates that no alarm occurred.

INACTIVE, indicates that the test did not run yet.

Example(s)

FETC:DATA:TEL:FOTN:FOIC:ALAR:HIST? LOA

See Also

FETCh:DATA:TELecom:FOTN:FOIC:ALARm:LANE:HISTory?

:FETCh:DATA:TELecom:FOTN:FOIC:ALARm:LANE:CURRent?

Description

This query returns the current status of FOIC Lane alarm for a specified lane.

Navigation Path: Results > Alarms/Errors > FOICx.y > Lane > Alarms

Syntax

:FETCh:DATA:TELecom:FOTN:FOIC:ALARm:LANE:CURRent? <wsp><Lane Number>, <Alarm>

Parameter(s)

Lane Number:

The program data syntax for the first parameter is defined as a <DECIMAL NUMERIC PROGRAM DATA> element.

Selects the lane number.

Alarm:

The program data syntax for the second parameter is defined as a <CHARACTER PROGRAM DATA> element.

Selects the alarm type whose status is to be retrieved.

EXCessiveSKEW: Excessive Skew

LOAML: Loss of Alignment Marker Lock

Response Syntax

<Current>

Response(s)

Current:

The response data syntax for the first parameter is defined as a <CHARACTER RESPONSE DATA> element.

Reports the current status of FOIC alarm for the specified lane.

PRESENT, indicates that at least one alarm has occurred.

ABSENT, indicates that no alarm occurred.

INACTIVE, indicates that the test did not run yet.

Example(s)

FETC:DATA:TEL:FOTN:FOIC:ALAR:LANE:CURR? 1, LOAML

See Also

FETCh:DATA:TELecom:FOTN:FOIC:ALARm:CURRent?

:FETCh:DATA:TELecom:FOTN:FOIC:ALARm:LANE:HISTory?

Description

This query returns the history status of FOIC Lane alarm for a specified lane.

Navigation Path: Results > Alarms/Errors > FOICx.y > Lane > Alarms

Syntax

:FETCh:DATA:TELecom:FOTN:FOIC:ALARm:LANE:HISTory? <wsp><Lane Number>, <Alarm>

Parameter(s)

Lane Number:

The program data syntax for the first parameter is defined as a <DECIMAL NUMERIC PROGRAM DATA> element.

Selects the lane number.

Alarm:

The program data syntax for the second parameter is defined as a <CHARACTER PROGRAM DATA> element.

Selects the alarm type whose status is to be retrieved.

EXCessiveSKEW: Excessive Skew

LOAML: Loss of Alignment Marker Lock

Response Syntax

<History>

Response(s)

History:

The response data syntax for the first parameter is defined as a <CHARACTER RESPONSE DATA> element.

Reports the history status of FOIC alarm for the specified lane.

PRESENT, indicates that at least one alarm has occurred.

ABSENT, indicates that no alarm occurred.

INACTIVE, indicates that the test did not run yet.

Example(s)

FETC:DATA:TEL:FOTN:FOIC:ALAR:LANE:HIST? 1, LOAML

See Also

FETCh:DATA:TELecom:FOTN:FOIC:ALARm:HISTory?

:FETCh:DATA:TELecom:FOTN:FOIC:ALARm:LANE:SEConds?

Description

This query returns the number of seconds within which the FOIC alarm occurred for a specified lane.

Navigation Path: Results > Alarms/Errors > FOICx.y > Lane > Alarms

Syntax

:FETCh:DATA:TELecom:FOTN:FOIC:ALARm:LANE:SEConds? <wsp><Lane Number>, <Alarm>

Parameter(s)

Lane Number:

The program data syntax for the first parameter is defined as a <DECIMAL NUMERIC PROGRAM DATA> element.

Selects the lane number.

Alarm:

The program data syntax for the second parameter is defined as a <CHARACTER PROGRAM DATA> element.

Selects the alarm type whose number of seconds in alarm is to be retrieved.

EXCessiveSKEW: Excessive Skew

LOAML: Loss of Alignment Marker Lock

Response Syntax

<Seconds>

Response(s)

Seconds:

The response data syntax for the first parameter is defined as a <NR1 NUMERIC RESPONSE DATA> element.

Reports the number of seconds of FOIC alarm for the specified lane.

Example(s)

FETC:DATA:TEL:FOTN:FOIC:ALAR:LANE:SEC? 1, LOAML

See Also

FETCh:DATA:TELecom:FOTN:FOIC:ALARm:SEConds?

:FETCh:DATA:TELecom:FOTN:FOIC:ALARm:SEConds?

Description

This query returns the number of seconds within which the FOIC alarm occurred.

Navigation Path: Results > Alarms/Errors > FOICx.y > Alarms

Syntax

:FETCh:DATA:TELecom:FOTN:FOIC:ALARm:SEConds? <wsp><Alarm>

Parameter(s)

Alarm:

The program data syntax for the first parameter is defined as a <CHARACTER PROGRAM DATA> element.

Selects the alarm type whose number of seconds in alarm is to be retrieved.

LOA: Loss of Alignment

Response Syntax

<Seconds>

Response(s)

Seconds:

The response data syntax for the first parameter is defined as a <NR1 NUMERIC RESPONSE DATA> element.

Reports the number of seconds of FOIC alarm.

Example(s)

FETC:DATA:TEL:FOTN:FOIC:ALAR:SEC? LOA

See Also

FETCh:DATA:TELecom:FOTN:FOIC:ALARm:LANE:SEConds?

:FETCh:DATA:TELecom:FOTN:FOIC:ERRor:LANE:COUNt?

Description

This query returns the count of FOIC error for a specified lane.

Navigation Path: Results > Alarms/Errors > FOICx.y > Lane > Errors

Syntax

:FETCh:DATA:TELecom:FOTN:FOIC:ERRor:LANE:COUNt? <wsp><Lane Number>, <Error>

Parameter(s)

Lane Number:

The program data syntax for the first parameter is defined as a <DECIMAL NUMERIC PROGRAM DATA> element.

Selects the lane number.

Error:

The program data syntax for the second parameter is defined as a <CHARACTER PROGRAM DATA> element.

Selects the error type whose count is to be retrieved.

INVMARKER: Invalid Marker

Response Syntax

<Count>

Response(s)

Count:

The response data syntax for the first parameter is defined as a <NR2 NUMERIC RESPONSE DATA> element.

Reports the count of FOIC error for the specified lane.

Example(s)

FETC:DATA:TEL:FOTN:FOIC:ERR:LANE:COUN? 1, INVMARKER

See Also

FETCh:DATA:TELecom:FOTN:FOIC:ERRor:LANE:RATE?

:FETCh:DATA:TELecom:FOTN:FOIC:ERRor:LANE:CURRent?

Description

This query returns the current status of FOIC Lane error for a specified lane.

Navigation Path: Results > Alarms/Errors > FOICx.y > Lane > Errors

Syntax

:FETCh:DATA:TELecom:FOTN:FOIC:ERRor:LANE:CURRent? <wsp><Lane Number>, <Error>

Parameter(s)

Lane Number:

The program data syntax for the first parameter is defined as a <DECIMAL NUMERIC PROGRAM DATA> element.

Selects the lane number.

Error:

The program data syntax for the second parameter is defined as a <CHARACTER PROGRAM DATA> element.

Selects the error type whose status is to be retrieved.

INVMARKER: Invalid Marker

Response Syntax

<Current>

Response(s)

Current:

The response data syntax for the first parameter is defined as a <CHARACTER RESPONSE DATA> element.

Reports the current status of FOIC error for the specified lane.

PRESENT, indicates that at least one error has occurred in the last second.

ABSENT, indicates that no error occurred.

INACTIVE, indicates that the test did not run yet.

Example(s)

FETC:DATA:TEL:FOTN:FOIC:ERR:LANE:CURR? 1, INVMARKER

See Also

FETCh:DATA:TELecom:FOTN:FOIC:ERRor:LANE:HISTory?

:FETCh:DATA:TELecom:FOTN:FOIC:ERRor:LANE:HISTory?

Description

This query returns the history status of FOIC Lane error for a specified lane.

Navigation Path: Results > Alarms/Errors > FOICx.y > Lane > Errors

Syntax

:FETCh:DATA:TELecom:FOTN:FOIC:ERRor:LANE:HISTory? <wsp><Lane Number>, <Error>

Parameter(s)

Lane Number:

The program data syntax for the first parameter is defined as a <DECIMAL NUMERIC PROGRAM DATA> element.

Selects the lane number.

Error:

The program data syntax for the second parameter is defined as a <CHARACTER PROGRAM DATA> element.

Selects the error type whose status is to be retrieved.

INVMARKER: Invalid Marker

Response Syntax

<History>

Response(s)

History:

The response data syntax for the first parameter is defined as a <CHARACTER RESPONSE DATA> element.

Reports the history status of FOIC error for the specified lane.

PRESENT, indicates that at least one error has occurred in the last second.

ABSENT, indicates that no error occurred.

INACTIVE, indicates that the test did not run yet.

Example(s)

FETC:DATA:TEL:FOTN:FOIC:ERR:LANE:HIST? 1, INVMARKER

See Also

FETCh:DATA:TELecom:FOTN:FOIC:ERRor:LANE:CURRent?

:FETCh:DATA:TELecom:FOTN:FOIC:ERRor:LANE:RATE?

Description

This query returns the rate of FOIC error for a specified lane.

Navigation Path: Results > Alarms/Errors > FOICx.y > Lane > Errors

Syntax

:FETCh:DATA:TELecom:FOTN:FOIC:ERRor:LANE:RATE? <wsp><Lane Number>, <Error>

Parameter(s)

Lane Number:

The program data syntax for the first parameter is defined as a <DECIMAL NUMERIC PROGRAM DATA> element.

Selects the lane number.

Error:

The program data syntax for the second parameter is defined as a <CHARACTER PROGRAM DATA> element.

Selects the error type whose rate is to be retrieved.

INVMARKER: Invalid Marker

Response Syntax

<Rate>

Response(s)

Rate:

The response data syntax for the first parameter is defined as a <NR3 NUMERIC RESPONSE DATA> element.

Reports the rate of FOIC error for the specified lane.

Example(s)

FETC:DATA:TEL:FOTN:FOIC:ERR:LANE:RATE? 1, INVMARKER

See Also

FETCh:DATA:TELecom:FOTN:FOIC:ERRor:LANE:SEConds?

:FETCh:DATA:TELecom:FOTN:FOIC:ERRor:LANE:SEConds?

Description

This query returns the number of seconds within which the FOIC error occurred for a specified lane.

Navigation Path: Results > Alarms/Errors > FOICx.y > Lane > Errors

Syntax

:FETCh:DATA:TELecom:FOTN:FOIC:ERRor:LANE:SEConds? <wsp><Lane Number>, <Error>

Parameter(s)

Lane Number:

The program data syntax for the first parameter is defined as a <DECIMAL NUMERIC PROGRAM DATA> element.

Selects the lane number.

Error:

The program data syntax for the second parameter is defined as a <CHARACTER PROGRAM DATA> element.

Selects the error type whose number of seconds in error is to be retrieved.

INVMARKER: Invalid Marker

Response Syntax

<Seconds>

Response(s)

Seconds:

The response data syntax for the first parameter is defined as a <NR1 NUMERIC RESPONSE DATA> element.

Reports the number of seconds of FOIC error for the specified lane.

Example(s)

FETC:DATA:TEL:FOTN:FOIC:ERR:LANE:SEC? 1, INVMARKER

See Also

FETCh:DATA:TELecom:FOTN:FOIC:ERRor:LANE:HISTory?

:FETCh:DATA:TELecom:FOTN:GROup:ALARm:CURRent?

Description

Returns the current state of a FlexO Group Alarm.

Navigation Path: Results > Alarms/Errors > FlexO > FlexO > Alarms

Syntax

:FETCh:DATA:TELecom:FOTN:GROup:ALARm:CURRent? <wsp><Alarm>

Parameter(s)

Alarm:

The program data syntax for the first parameter is defined as a <CHARACTER PROGRAM DATA> element.

Selects the type of FlexO Group alarm.

GRPDOWN: FlexO Group Down

Response Syntax

<Current>

Response(s)

Current:

The response data syntax for the first parameter is defined as a <CHARACTER RESPONSE DATA> element.

Returns the current status of FlexO Group alarm.

PRESENT, indicates that at least one alarm has occurred in the last second.

ABSENT, indicates that no alarm occurred.

INACTIVE, indicates that the test did not run yet.

Example(s)

FETC:DATA:TEL:FOTN:GRO:ALAR:CURR? GRPDOWN

See Also

FETCh:DATA:TELecom:FOTN:GROup:ALARm:HISTory?

FETCh:DATA:TELecom:FOTN:GROup:ALARm:SEConds?

FETCh:DATA:TELecom:FOTN:INSTance:ALARm:CURRent?

:FETCh:DATA:TELecom:FOTN:GROup:ALARm:HISTory?

Description

Returns the history state of a FlexO Group Alarm.

Navigation Path: Results > Alarms/Errors > FlexO > FlexO > Alarms

Syntax

:FETCh:DATA:TELecom:FOTN:GROup:ALARm:HISTory? <wsp><Alarm>

Parameter(s)

Alarm:

The program data syntax for the first parameter is defined as a <CHARACTER PROGRAM DATA> element.

Selects the type of FlexO Group alarm

GRPDOWN: FlexO Group Down

Response Syntax

<History>

Response(s)

History:

The response data syntax for the first parameter is defined as a <CHARACTER RESPONSE DATA> element.

Returns the history state of FlexO Group alarm.

PRESENT, indicates that at least one alarm has occurred.

ABSENT, indicates that no alarm occurred.

INACTIVE, indicates that the test did not run yet.

Example(s)

FETC:DATA:TEL:FOTN:GRO:ALAR:HIST? GRPDOWN

See Also

FETCh:DATA:TELecom:FOTN:GROup:ALARm:CURRent?

FETCh:DATA:TELecom:FOTN:GROup:ALARm:SEConds?

FETCh:DATA:TELecom:FOTN:INSTance:ALARm:HISTory?

:FETCh:DATA:TELecom:FOTN:GROup:ALARm:SEConds?

Description
Returns the number of seconds within which the FlexO Group alarm occurred.
Navigation Path: Results > Alarms/Errors > FlexO > FlexO > Alarms > Seconds

Syntax
:FETCh:DATA:TELecom:FOTN:GROup:ALARm:SEConds? <wsp><Alarm>

Parameter(s)
Alarm:
The program data syntax for the first parameter is defined as a <CHARACTER PROGRAM DATA> element.
Selects the type of FlexO Group alarm
GRPDOWN: FlexO Group Down

Response Syntax
<Seconds>

Response(s)
Seconds:
The response data syntax for the first parameter is defined as a <NR1 NUMERIC RESPONSE DATA> element.
Returns the number of seconds within which the FlexO Group alarm occurred.

Example(s)
FETC:DATA:TEL:FOTN:GRO:ALAR:SEC? GRPDOWN

See Also
FETCh:DATA:TELecom:FOTN:GROup:ALARm:CURRent?
FETCh:DATA:TELecom:FOTN:GROup:ALARm:HISTory?
FETCh:DATA:TELecom:FOTN:INSTance:ALARm:SEConds?

:FETCh:DATA:TELecom:FOTN:INSTance:ALARm:CURRent?

Description

Returns the current state of a FlexO Instance Alarm.

Navigation Path: Results > Alarms/Errors > FlexO > FlexO > Group > Alarms

Syntax

:FETCh:DATA:TELecom:FOTN:INSTance:ALARm:CURRent? <wsp><Instance ID>, <Alarm>

Parameter(s)

Instance ID:

The program data syntax for the first parameter is defined as a <DECIMAL NUMERIC PROGRAM DATA> element.

Specify the instance ID from which we want to retrieve the information

Alarm:

The program data syntax for the second parameter is defined as a <CHARACTER PROGRAM DATA> element.

Selects the type of FlexO instance alarm.

LOM: Loss Of Multiframe

OOM: Out Of Multiframe

GIDM: Group ID Mismatch

IIDM: Instance ID Mismatch

MAPMismatch: MAP Mismatch

RPF: Remote PHY Fault

EXCESINSTSKEW: Excessive Instance Skew alarm

Response Syntax

<Current>

Response(s)

Current:

The response data syntax for the first parameter is defined as a <CHARACTER RESPONSE DATA> element.

Returns the current status of FlexO instance alarm.

PRESENT, indicates that at least one alarm has occurred in the last second.

ABSENT, indicates that no alarm occurred.

INACTIVE, indicates that the test did not run yet.

Example(s)

FETC:DATA:TEL:FOTN:INST:ALAR:CURR? 28,LOM

See Also

FETCh:DATA:TELecom:FOTN:INSTance:ALARm:HISTory?

FETCh:DATA:TELecom:FOTN:INSTance:ALARm:SEConds?

FETCh:DATA:TELecom:FOTN:GROup:ALARm:CURRent?

:FETCh:DATA:TELecom:FOTN:INSTance:ALARm:HISTory?

Description

Returns the history state of a FlexO instance Alarm.

Navigation Path: Results > Alarms/Errors > FlexO > FlexO > Group > Alarms

Syntax

:FETCh:DATA:TELecom:FOTN:INSTance:ALARm:HISTory? <wsp><Instance ID>, <Alarm>

Parameter(s)

Instance ID:

The program data syntax for the first parameter is defined as a <DECIMAL NUMERIC PROGRAM DATA> element.

Specify the instance ID from which we want to retrieve the information

Alarm:

The program data syntax for the second parameter is defined as a <CHARACTER PROGRAM DATA> element.

Selects the type of FlexO instance alarm.

LOM: Loss Of Multiframe

OOM: Out Of Multiframe

GIDM: Group ID Mismatch

IIDM: Instance ID Mismatch

MAPMismatch: MAP Mismatch

RPF: Remote PHY Fault

EXCESINSTSKEW: Excessive Instance Skew alarm

Response Syntax

<History>

Response(s)

History:

The response data syntax for the first parameter is defined as a <CHARACTER RESPONSE DATA> element.

Returns the history status of FlexO instance alarm.

PRESENT, indicates that at least one alarm has occurred in the last second.

ABSENT, indicates that no alarm occurred.

INACTIVE, indicates that the test did not run yet.

Example(s)

FETC:DATA:TEL:FOTN:INST:ALAR:HIST? 28,LOM

See Also

FETCh:DATA:TELecom:FOTN:INSTance:ALARm:CURRent?

FETCh:DATA:TELecom:FOTN:INSTance:ALARm:SEConds?

ETCh:DATA:TELecom:FOTN:GROup:ALARm:HISTory?

:FETCh:DATA:TELecom:FOTN:INSTance:ALARm:SEConds?

Description

This query returns the number of seconds within which the FlexO instance alarm occurred.

Navigation Path: Results > Alarms/Errors > FlexO > FlexO > Group > Alarms > Seconds

Syntax

:FETCh:DATA:TELecom:FOTN:INSTance:ALARm:SEConds? <wsp><Instance ID>, <Alarm>

Parameter(s)

Instance ID:

The program data syntax for the first parameter is defined as a <DECIMAL NUMERIC PROGRAM DATA> element.

Specify the instance ID from which we want to retrieve the information

Alarm:

The program data syntax for the second parameter is defined as a <CHARACTER PROGRAM DATA> element.

Selects the type of FlexO instance alarm.

LOM: Loss Of Multiframe

OOM: Out Of Multiframe

GIDM: Group ID Mismatch

IIDM: Instance ID Mismatch

MAPMismatch: MAP Mismatch

RPF: Remote PHY Fault

EXCESINSTSKEW: Excessive Instance Skew alarm

Response Syntax

<Seconds>

Response(s)

Seconds:

The response data syntax for the first parameter is defined as a <NR1 NUMERIC RESPONSE DATA> element.

Returns the number of seconds within which the FlexO instance alarm occurred.

Example(s)

FETC:DATA:TEL:FOTN:INST:ALAR:SEC?28,LOM

See Also

FETCh:DATA:TELecom:FOTN:INSTance:ALARm:HISTory?

FETCh:DATA:TELecom:FOTN:INSTance:ALARm:CURRent?

FETCh:DATA:TELecom:FOTN:GROup:ALARm:SEConds?

:FETCh:DATA:TELecom:FOTN:INSTance:ERRor:COUNt?

Description

Returns the count of FlexO instance Error.

Navigation Path: Results > Alarms/Errors > FlexO > FlexO > Group > Errors > Count

Syntax

:FETCh:DATA:TELecom:FOTN:INSTance:ERRor:COUNt? <wsp><Instance ID>, <Error>

Parameter(s)

Instance ID:

The program data syntax for the first parameter is defined as a <DECIMAL NUMERIC PROGRAM DATA> element.

Specify the instance ID from which we want to retrieve the information.

Error:

The program data syntax for the second parameter is defined as a <CHARACTER PROGRAM DATA> element.

Selects the type of FlexO instance error.

MFAS: Multi-frame error

OHCRC: Invalid OH CRC error

Response Syntax

<Count>

Response(s)

Count:

The response data syntax for the first parameter is defined as a <NR2 NUMERIC RESPONSE DATA> element.

Returns the count of FlexO instance error

Example(s)

FETC:DATA:TEL:FOTN:INST:ERR:COUN?28,OHCRC

See Also

FETCh:DATA:TELecom:FOTN:INSTance:ERRor:CURRent?

FETCh:DATA:TELecom:FOTN:INSTance:ERRor:HISTory?

FETCh:DATA:TELecom:FOTN:INSTance:ERRor:RATe?

FETCh:DATA:TELecom:FOTN:INSTance:ERRor:SEConds?

:FETCh:DATA:TELecom:FOTN:INSTance:ERRor:CURRent?

Description

Returns the current state of a FlexO instance Error.

Navigation Path: Results > Alarms/Errors > FlexO > FlexO > Group > Errors

Syntax

:FETCh:DATA:TELecom:FOTN:INSTance:ERRor:CURRent? <wsp><Instance ID>, <Error>

Parameter(s)

Instance ID:

The program data syntax for the first parameter is defined as a <DECIMAL NUMERIC PROGRAM DATA> element.

Specify the instance ID from which we want to retrieve the information.

Error:

The program data syntax for the second parameter is defined as a <CHARACTER PROGRAM DATA> element.

Selects the type of FlexO instance error.

MFAS: Multi-frame error

OHCRC: Invalid OH CRC error

Response Syntax

<Current>

Response(s)

Current:

The response data syntax for the first parameter is defined as a <CHARACTER RESPONSE DATA> element.

Returns the current status of FlexO instance error.

PRESENT, indicates that at least one alarm has occurred in the last second.

ABSENT, indicates that no alarm occurred.

INACTIVE, indicates that the test did not run yet.

Example(s)

FETC:DATA:TEL:FOTN:INST:ERR:CURR?28,OHCRC

See Also

FETCh:DATA:TELecom:FOTN:INSTance:ERRor:COUNt?

FETCh:DATA:TELecom:FOTN:INSTance:ERRor:HISTory?

FETCh:DATA:TELecom:FOTN:INSTance:ERRor:RATe?

FETCh:DATA:TELecom:FOTN:INSTance:ERRor:SEConds?

:FETCh:DATA:TELecom:FOTN:INSTance:ERRor:HISTory?

Description

Returns the history state of a FlexO instance Error.

Navigation Path: Results > Alarms/Errors > FlexO > FlexO > Group > Errors

Syntax

:FETCh:DATA:TELecom:FOTN:INSTance:ERRor:HISTory? <wsp><Instance ID>, <Error>

Parameter(s)

Instance ID:

The program data syntax for the first parameter is defined as a <DECIMAL NUMERIC PROGRAM DATA> element.

Specify the instance ID from which we want to retrieve the information.

Error:

The program data syntax for the second parameter is defined as a <CHARACTER PROGRAM DATA> element.

Selects the type of FlexO instance error.

MFAS: Multi-frame error

OHCRC: Invalid OH CRC error

Response Syntax

<History>

Response(s)

History:

The response data syntax for the first parameter is defined as a <CHARACTER RESPONSE DATA> element.

Returns the history status of FlexO instance error.

PRESENT, indicates that at least one alarm has occurred in the last second.

ABSENT, indicates that no alarm occurred.

INACTIVE, indicates that the test did not run yet.

Example(s)

FETC:DATA:TEL:FOTN:INST:ERR:HIST?28,OHCRC

See Also

FETCh:DATA:TELecom:FOTN:INSTance:ERRor:CURRent?

FETCh:DATA:TELecom:FOTN:INSTance:ERRor:COUNt?

FETCh:DATA:TELecom:FOTN:INSTance:ERRor:RATe?

FETCh:DATA:TELecom:FOTN:INSTance:ERRor:SEConds?

:FETCh:DATA:TELecom:FOTN:INSTance:ERRor:RATe?

Description

Returns the current rate of a FlexO instance Error.

Navigation Path: Results > Alarms/Errors > FlexO > FlexO > Group > Errors > Rate

Syntax

:FETCh:DATA:TELecom:FOTN:INSTance:ERRor:RATe? <wsp><Instance ID>, <Error>

Parameter(s)

Instance ID:

The program data syntax for the first parameter is defined as a <DECIMAL NUMERIC PROGRAM DATA> element.

Specify the instance ID from which we want to retrieve the information.

Error:

The program data syntax for the second parameter is defined as a <CHARACTER PROGRAM DATA> element.

Selects the type of FlexO instance error.

MFAS: Multi-frame error

OHCRC: Invalid OH CRC error

Response Syntax

<Rate>

Response(s)

Rate:

The response data syntax for the first parameter is defined as a <NR3 NUMERIC RESPONSE DATA> element.

Returns the current rate of a FlexO instance error.

Example(s)

FETC:DATA:TEL:FOTN:INST:ERR:RAT?28,OHCRC

See Also

FETCh:DATA:TELecom:FOTN:INSTance:ERRor:CURRent?

FETCh:DATA:TELecom:FOTN:INSTance:ERRor:COUNt?

FETCh:DATA:TELecom:FOTN:INSTance:ERRor:HISTory?

FETCh:DATA:TELecom:FOTN:INSTance:ERRor:SEConds?

:FETCh:DATA:TELecom:FOTN:INSTance:ERRor:SEConds?

Description

Returns the number of seconds of FlexO instance Error.

Navigation Path: Results > Alarms/Errors > FlexO > FlexO > Group > Errors > Seconds

Syntax

:FETCh:DATA:TELecom:FOTN:INSTance:ERRor:SEConds? <wsp><Instance ID>, <Error>

Parameter(s)

Instance ID:

The program data syntax for the first parameter is defined as a <DECIMAL NUMERIC PROGRAM DATA> element.

Specify the instance ID from which we want to retrieve the information.

Error:

The program data syntax for the second parameter is defined as a <CHARACTER PROGRAM DATA> element.

Selects the type of FlexO instance error.

MFAS: Multi-frame error

OHCRC: Invalid OH CRC error

Response Syntax

<Seconds>

Response(s)

Seconds:

The response data syntax for the first parameter is defined as a <NR1 NUMERIC RESPONSE DATA> element.

Returns the number of seconds of FlexO instance error.

Example(s)

FETC:DATA:TEL:FETH:PHY:ERR:SEC?28,OHCRC

See Also

FETCh:DATA:TELecom:FOTN:INSTance:ERRor:CURRent?

FETCh:DATA:TELecom:FOTN:INSTance:ERRor:COUNt?

FETCh:DATA:TELecom:FOTN:INSTance:ERRor:HISTory?

FETCh:DATA:TELecom:FOTN:INSTance:ERRor:RATe?

:FETCh:DATA:TELecom:GFP:ALARm:CHANnel:CURRent?

Description

This query returns the current status of GFP (Payload) alarm.

At *RST condition, this value is device dependent.

Navigation Path: Results > Alarms/Errors > GFP > Alarms

Syntax

:FETCh:DATA:TELecom:GFP:ALARm:CHANnel:CURRent? <wsp><Alarm>

Parameter(s)

Alarm:

The program data syntax for the first parameter is defined as a <CHARACTER PROGRAM DATA> element.

Selects the alarm:

CMF: GFP-User-Define CMF

DCI: GFP-DCI

FDI: GFP-FDI

LOCCS: GFP-LOCCS

LOCS: GFP-LOCS

RDI: GFP-RDI

Response Syntax

<Current>

Response(s)

Current:

The response data syntax for the first parameter is defined as a <CHARACTER RESPONSE DATA> element.

Returns the current alarm status:

PRESENT: An alarm has occurred in the last second.

ABSENT: No alarm has occurred in the last second.

INACTIVE: No test result available.

Example(s)

FETC:DATA:TEL:GFP:ALAR:CHAN:CURR? LOCS

See Also

FETCh:DATA:TELecom:GFP:ALARm:CHANnel:HISTory?

:FETCh:DATA:TELecom:GFP:ALARm:CHANnel:HISTory?

Description

This query returns the history status of GFP (Payload) alarm.

At *RST condition, this value is device dependent.

Navigation Path: Results > Alarms/Errors > GFP > Alarms

Syntax

:FETCh:DATA:TELecom:GFP:ALARm:CHANnel:HISTory? <wsp><Alarm>

Parameter(s)

Alarm:

The program data syntax for the first parameter is defined as a <CHARACTER PROGRAM DATA> element.

Selects the alarm:

CMF: GFP-User-Define CMF

DCI: GFP-DCI

FDI: GFP-FDI

LOCCS: GFP-LOCCS

LOCS: GFP-LOCS

RDI: GFP-RDI

Response Syntax

<History>

Response(s)

History:

The response data syntax for the first parameter is defined as a <CHARACTER RESPONSE DATA> element.

Returns the history alarm status:

PRESENT: At least one alarm has occurred during the test.

ABSENT: No alarm has occurred during the test.

INACTIVE: No test result available.

Example(s)

FETC:DATA:TEL:GFP:ALAR:CHAN:HIST? LOCS

See Also

FETCh:DATA:TELecom:GFP:ALARm:CHANnel:CURRent?

:FETCh:DATA:TELecom:GFP:ALARm:CHANnel:SEConds?

Description

This query returns the number of seconds within which GFP (Payload) alarm occurred.

At *RST condition, this value is device dependent.

Navigation Path: Results > Alarms/Errors > GFP > Alarms

Syntax

:FETCh:DATA:TELecom:GFP:ALARm:CHANnel:SEConds? <wsp><Alarm>

Parameter(s)

Alarm:

The program data syntax for the first parameter is defined as a <CHARACTER PROGRAM DATA> element.

Selects the alarm:

CMF: GFP-User-Define CMF

DCI: GFP-DCI

FDI: GFP-FDI

LOCCS: GFP-LOCCS

LOCS: GFP-LOCS

RDI: GFP-RDI

Response Syntax

<Seconds>

Response(s)

Seconds:

The response data syntax for the first parameter is defined as a <NR1 NUMERIC RESPONSE DATA> element.

Returns the number of seconds in alarm.

Example(s)

FETC:DATA:TEL:GFP:ALAR:CHAN:SEC? LOCS

See Also

FETCh:DATA:TELecom:GFP:ALARm:CHANnel:CURRent?

:FETCh:DATA:TELecom:GFP:ALARm:FRAMe:CURRent?

Description

his query returns the current status of GFP (Core Header) alarm.

At *RST condition, this value is device dependent.

Navigation Path: Results > Alarms/Errors > GFP > Alarms

Syntax

:FETCh:DATA:TELecom:GFP:ALARm:FRAMe:CURRent? <wsp><Alarm>

Parameter(s)

Alarm:

The program data syntax for the first parameter is defined as a <CHARACTER PROGRAM DATA> element.

Selects the alarm:

EXM: GFP-EXM

LFD: GFP-LFD

UPM: GFP-UPM

Response Syntax

<current>

Response(s)

current:

The response data syntax for the first parameter is defined as a <CHARACTER RESPONSE DATA> element.

Returns the current alarm status:

PRESENT: An alarm has occurred in the last second.

ABSENT: No alarm has occurred in the last second.

INACTIVE: No test result available.

Example(s)

FETC:DATA:TEL:GFP:ALAR:FRAM:CURR? LFD

See Also

FETCh:DATA:TELecom:GFP:ALARm:FRAMe:HISTory?

:FETCh:DATA:TELecom:GFP:ALARm:FRAMe:HISTory?

Description

This query returns the history status of GFP (Core Header) alarm.

At *RST condition, this value is device dependent.

Navigation Path: Results > Alarms/Errors > GFP > Alarms

Syntax

:FETCh:DATA:TELecom:GFP:ALARm:FRAMe:HISTory? <wsp><Alarm>

Parameter(s)

Alarm:

The program data syntax for the first parameter is defined as a <CHARACTER PROGRAM DATA> element.

Selects the alarm:

EXM: GFP-EXM

LFD: GFP-LFD

UPM: GFP-UPM

Response Syntax

<History>

Response(s)

History:

The response data syntax for the first parameter is defined as a <CHARACTER RESPONSE DATA> element.

Returns the history alarm status:

PRESENT: At least one alarm has occurred during the test.

ABSENT: No alarm has occurred during the test.

INACTIVE: No test result available.

Example(s)

FETC:DATA:TEL:GFP:ALAR:FRAM:HIST? LFD

See Also

FETCh:DATA:TELecom:GFP:ALARm:FRAMe:CURRent?

:FETCh:DATA:TELecom:GFP:ALARm:FRAMe:SEConds?

Description

This query returns the number of seconds within which GFP (Core Header) alarm occurred.

At *RST condition, this value is device dependent.

Navigation Path: Results > Alarms/Errors > GFP > Alarms

Syntax

:FETCh:DATA:TELecom:GFP:ALARm:FRAMe:SEConds? <wsp><Alarm>

Parameter(s)

Alarm:

The program data syntax for the first parameter is defined as a <CHARACTER PROGRAM DATA> element.

Selects the alarm:

EXM: GFP-EXM

LFD: GFP-LFD

UPM: GFP-UPM

Response Syntax

<seconds>

Response(s)

seconds:

The response data syntax for the first parameter is defined as a <NR1 NUMERIC RESPONSE DATA> element.

Returns the number of seconds in alarm.

Example(s)

FETC:DATA:TEL:GFP:ALAR:FRAM:SEC? LFD

See Also

FETCh:DATA:TELecom:GFP:ALARm:FRAMe:CURRent?

:FETCh:DATA:TELecom:GFP:ERRor:CHANnel:COUNt?

Description

This query returns the count of GFP (Payload) errors.

At *RST condition, this value is device dependent.

Navigation Path: Results > Alarms/Errors > GFP > Errors

Syntax

:FETCh:DATA:TELecom:GFP:ERRor:CHANnel:COUNt? <wsp><Error>

Parameter(s)

Error:

The program data syntax for the first parameter is defined as a <CHARACTER PROGRAM DATA> element.

Selects the error:

TCORRect: GFP-tHEC-CORR

SUPERBLOCKCORR: GFP-SB-CORR

ECORRect: GFP-eHEC-CORR

SUPERBLOCKUNCORR: GFP-SB-UNCORR

GFP10BERR: GFP-10B_ERR

PFCS: GFP-pFCS

Response Syntax

<COUNT>

Response(s)

COUNT:

The response data syntax for the first parameter is defined as a <NR2 NUMERIC RESPONSE DATA> element.

Returns the count of errors.

Example(s)

FETC:DATA:TEL:GFP:ERR:CHAN:COUN? TCORR

See Also

FETCh:DATA:TELecom:GFP:ERRor:CHANnel:RATE?

:FETCh:DATA:TELecom:GFP:ERRor:CHANnel:CURRent?

Description

This query returns the current status of GFP (Payload) error.

At *RST condition, this value is device dependent.

Navigation Path: Results > Alarms/Errors > GFP > Errors

Syntax

:FETCh:DATA:TELecom:GFP:ERRor:CHANnel:CURRent? <wsp><Error>

Parameter(s)

Error:

The program data syntax for the first parameter is defined as a <CHARACTER PROGRAM DATA> element.

Selects the error:

TCORRect: GFP-tHEC-CORR

SUPERBLOCKCORR: GFP-SB-CORR

ECORRect: GFP-eHEC-CORR

SUPERBLOCKUNCORR: GFP-SB-UNCORR

GFP10BERR: GFP-10B_ERR

PFCS: GFP-pFCS

Response Syntax

<Current>

Response(s)

Current:

The response data syntax for the first parameter is defined as a <CHARACTER RESPONSE DATA> element.

Returns the current error status:

PRESENT: An error has occurred in the last second.

ABSENT: No error has occurred in the last second.

INACTIVE: No test result available.

Example(s)

FETC:DATA:TEL:GFP:ERR:CHAN:CURR? TCORR

See Also

FETCh:DATA:TELecom:GFP:ERRor:CHANnel:HISTory?

:FETCh:DATA:TELecom:GFP:ERRor:CHANnel:HISTory?

Description

This query returns the history status of GFP (Payload) error.

At *RST condition, this value is device dependent.

Navigation Path: Results > Alarms/Errors > GFP > Errors

Syntax

:FETCh:DATA:TELecom:GFP:ERRor:CHANnel:HISTory? <wsp><Error>

Parameter(s)

Error:

The program data syntax for the first parameter is defined as a <CHARACTER PROGRAM DATA> element.

Selects the error:

TCORRect: GFP-tHEC-CORR

SUPERBLOCKCORR: GFP-SB-CORR

ECORRect: GFP-eHEC-CORR

SUPERBLOCKUNCORR: GFP-SB-UNCORR

GFP10BERR: GFP-10B_ERR

PFCS: GFP-pFCS

Response Syntax

<History>

Response(s)

History:

The response data syntax for the first parameter is defined as a <CHARACTER RESPONSE DATA> element.

Returns the history status of error Analysis for Channel.

PRESENT, indicates that at least one GFP error is present.

ABSENT, indicates that there is no GFP error

INACTIVE, indicates that the test did not run yet.

Example(s)

FETC:DATA:TEL:GFP:ERR:CHAN:HIST? TCORR

See Also

FETCh:DATA:TELecom:GFP:ERRor:CHANnel:CURRent?

:FETCh:DATA:TELecom:GFP:ERRor:CHANnel:RATE?

Description

This query returns the current rate of GFP (Payload) error.

At *RST condition, this value is device dependent.

Navigation Path: Results > Alarms/Errors > GFP > Errors

Syntax

:FETCh:DATA:TELecom:GFP:ERRor:CHANnel:RATE? <wsp><Error>

Parameter(s)

Error:

The program data syntax for the first parameter is defined as a <CHARACTER PROGRAM DATA> element.

Selects the error:

TCORRect: GFP-tHEC-CORR

SUPERBLOCKCORR: GFP-SB-CORR

ECORRect: GFP-eHEC-CORR

SUPERBLOCKUNCORR: GFP-SB-UNCORR

GFP10BERR: GFP-10B_ERR

PFCS: GFP-pFCS

Response Syntax

<RATE>

Response(s)

RATE:

The response data syntax for the first parameter is defined as a <NR3 NUMERIC RESPONSE DATA> element.

Returns the current error rate.

Example(s)

FETC:DATA:TEL:GFP:ERR:CHAN:RATE? TCORR

See Also

FETCh:DATA:TELecom:GFP:ERRor:CHANnel:COUNt?

:FETCh:DATA:TELecom:GFP:ERRor:CHANnel:SEConds?

Description

This query returns the number of seconds within which GFP (Payload) error occurred.

At *RST condition, this value is device dependent.

Navigation Path: Results > Alarms/Errors > GFP > Errors

Syntax

:FETCh:DATA:TELecom:GFP:ERRor:CHANnel:SEConds? <wsp><Error>

Parameter(s)

Error:

The program data syntax for the first parameter is defined as a <CHARACTER PROGRAM DATA> element.

Selects the error:

TCORRect: GFP-tHEC-CORR

SUPERBLOCKCORR: GFP-SB-CORR

ECORRect: GFP-eHEC-CORR

SUPERBLOCKUNCORR: GFP-SB-UNCORR

GFP10BERR: GFP-10B_ERR

PFCS: GFP-pFCS

Response Syntax

<Seconds>

Response(s)

Seconds:

The response data syntax for the first parameter is defined as a <NR1 NUMERIC RESPONSE DATA> element.

Returns the number of seconds in error.

Example(s)

FETC:DATA:TEL:GFP:ERR:CHAN:SEC? TCORR

See Also

FETCh:DATA:TELecom:GFP:ERRor:CHANnel:CURRent?

:FETCh:DATA:TELecom:GFP:ERRor:FRAMe:COUNt?

Description

This query returns the count of GFP (Core Header and Payload) errors.

At *RST condition, this value is device dependent.

Navigation Path: Results > Alarms/Errors > GFP > Errors

Syntax

:FETCh:DATA:TELecom:GFP:ERRor:FRAMe:COUNt? <wsp><Error>

Parameter(s)

Error:

The program data syntax for the first parameter is defined as a <CHARACTER PROGRAM DATA> element.

Selects the error:

For Core Header:

CORRectable: GFP-cHEC-CORR

UCORrectable: GFP-cHEC-UNCORR

For Payload:

EUCORRect: GFP-eHEC-UNCORR

PFCS: GFP-pFCS

TUCORRect: GFP-tHEC-UNCORR

Response Syntax

<COUNT>

Response(s)

COUNT:

The response data syntax for the first parameter is defined as a <NR2 NUMERIC RESPONSE DATA> element.

Returns the count of errors.

Example(s)

FETC:DATA:TEL:GFP:ERR:FRAM:COUN? CORR

See Also

FETCh:DATA:TELecom:GFP:ERRor:FRAMe:RATE?

:FETCh:DATA:TELecom:GFP:ERRor:FRAMe:CURRent?

Description

This query returns the current status of GFP (Core Header and Payload) error.

At *RST condition, this value is device dependent.

Navigation Path: Results > Alarms/Errors > GFP > Errors

Syntax

:FETCh:DATA:TELecom:GFP:ERRor:FRAMe:CURRent? <wsp><Error>

Parameter(s)

Error:

The program data syntax for the first parameter is defined as a <CHARACTER PROGRAM DATA> element.

Selects the error:

For Core Header:

CORRectable: GFP-cHEC-CORR

UCORrectable: GFP-cHEC-UNCORR

For Payload:

EUCORRect: GFP-eHEC-UNCORR

PFCS: GFP-pFCS

TUCORRect: GFP-tHEC-UNCORR

Response Syntax

<current>

Response(s)

current:

The response data syntax for the first parameter is defined as a <CHARACTER RESPONSE DATA> element.

Returns the current error status:

PRESENT: An error has occurred in the last second.

ABSENT: No error has occurred in the last second.

INACTIVE: No test result available.

Example(s)

FETC:DATA:TEL:GFP:ERR:FRAM:CURR? CORR

See Also

FETCh:DATA:TELecom:GFP:ERRor:FRAMe:HISTory?

:FETCh:DATA:TELecom:GFP:ERRor:FRAMe:HISTory?

Description

This query returns the history status of GFP (Core Header and Payload) error.

At *RST condition, this value is device dependent.

Navigation Path: Results > Alarms/Errors > GFP > Errors

Syntax

:FETCh:DATA:TELecom:GFP:ERRor:FRAMe:HISTory? <wsp><Error>

Parameter(s)

Error:

The program data syntax for the first parameter is defined as a <CHARACTER PROGRAM DATA> element.

Selects the error:

For Core Header:

CORRectable: GFP-cHEC-CORR

UCORrectable: GFP-cHEC-UNCORR

For Payload:

EUCORRect: GFP-eHEC-UNCORR

PFCS: GFP-pFCS

TUCORRect: GFP-tHEC-UNCORR

Response Syntax

<History>

Response(s)

History:

The response data syntax for the first parameter is defined as a <CHARACTER RESPONSE DATA> element.

Returns the history error status:

PRESENT: At least one error has occurred during the test.

ABSENT: No error has occurred during the test.

INACTIVE: No test result available.

Example(s)

FETC:DATA:TEL:GFP:ERR:FRAM:HIST? CORR

See Also

FETCh:DATA:TELecom:GFP:ERRor:FRAMe:CURRent?

:FETCh:DATA:TELecom:GFP:ERRor:FRAMe:RATE?

Description

This query returns the current rate of GFP (Core Header and Payload) error.

At *RST condition, this value is device dependent.

Navigation Path: Results > Alarms/Errors > GFP > Errors

Syntax

:FETCh:DATA:TELecom:GFP:ERRor:FRAMe:RATE? <wsp><Error>

Parameter(s)

Error:

The program data syntax for the first parameter is defined as a <CHARACTER PROGRAM DATA> element.

Selects the error:

For Core Header:

CORRectable: GFP-cHEC-CORR

UCORrectable: GFP-cHEC-UNCORR

For Payload:

EUCORRect: GFP-eHEC-UNCORR

PFCS: GFP-pFCS

TUCORRect: GFP-tHEC-UNCORR

Response Syntax

<RATE>

Response(s)

RATE:

The response data syntax for the first parameter is defined as a <NR3 NUMERIC RESPONSE DATA> element.

Returns the current error rate.

Example(s)

FETC:DATA:TEL:GFP:ERR:FRAM:RATE? CORR

See Also

FETCh:DATA:TELecom:GFP:ERRor:FRAMe:COUNt?

:FETCh:DATA:TELecom:GFP:ERRor:FRAMe:SEConds?

Description

This query returns the number of seconds within which GFP (Core Header and Payload) error occurred.

At *RST condition, this value is device dependent.

Navigation Path: Results > Alarms/Errors > GFP > Errors

Syntax

:FETCh:DATA:TELecom:GFP:ERRor:FRAMe:SEConds? <wsp><Error>

Parameter(s)

Error:

The program data syntax for the first parameter is defined as a <CHARACTER PROGRAM DATA> element.

Selects the error:

For Core Header:

CORRectable: GFP-cHEC-CORR

UCORrectable: GFP-cHEC-UNCORR

For Payload:

EUCORRect: GFP-eHEC-UNCORR

PFCS: GFP-pFCS

TUCORRect: GFP-tHEC-UNCORR

Response Syntax

<seconds>

Response(s)

seconds:

The response data syntax for the first parameter is defined as a <NR1 NUMERIC RESPONSE DATA> element.

Returns the number of seconds in error.

Example(s)

FETC:DATA:TEL:GFP:ERR:FRAM:SEC? CORR

See Also

FETCh:DATA:TELecom:GFP:ERRor:FRAMe:RATE?

:FETCh:DATA:TELecom:OPTical:ALARm:PORT:GLOBal:CURRent?

Description

This query returns the current status of Interface (Parallel - global) alarm.

At *RST condition, this value is device-dependent.

Navigation Path: Results > Alarm/Errors > Interface > Alarms

Syntax

:FETCh:DATA:TELecom:OPTical:ALARm:PORT:GLOBal:CURRent? <wsp><Alarm>

Parameter(s)

Alarm:

The program data syntax for the first parameter is defined as a <CHARACTER PROGRAM DATA> element.

Selects the alarm:

LOS

Response Syntax

<Current>

Response(s)

Current:

The response data syntax for the first parameter is defined as a <CHARACTER RESPONSE DATA> element.

Returns the current alarm status:

PRESENT: An alarm has occurred in the last second.

ABSENT: No alarm has occurred in the last second.

INACTIVE: No test result available.

Example(s)

SOUR:DATA:TEL:OPT:ALAR:PORT:TYPE LOS

FETC:DATA:TEL:OPT:ALAR:PORT:GLOB:CURR? LOS

See Also

FETCh:DATA:TELecom:CAUI:ALARm:LANE:HISTory?

FETCh:DATA:TELecom:CAUI:ALARm:LANE:CURRent?

FETCh:DATA:TELecom:CAUI:ALARm:LANE:SEConds?

:FETCh:DATA:TELecom:OPTical:ALARm:PORT:GLOBal:HISTory?

Description

This query returns the history status of Interface (Parallel - global) alarm.

At *RST condition, this value is device-dependent.

Navigation Path: Results > Alarm/Errors > Interface > Alarms

Syntax

:FETCh:DATA:TELecom:OPTical:ALARm:PORT:GLOBal:HISTory? <wsp><Alarm>

Parameter(s)

Alarm:

The program data syntax for the first parameter is defined as a <CHARACTER PROGRAM DATA> element.

Selects the alarm:

LOS

Response Syntax

<History>

Response(s)

History:

The response data syntax for the first parameter is defined as a <CHARACTER RESPONSE DATA> element.

Returns the history alarm status:

PRESENT: At least one alarm has occurred during the test.

ABSENT: No alarm has occurred during the test.

INACTIVE: No test result available.

Example(s)

SOUR:DATA:TEL:OPT:ALAR:PORT:TYPE LOS

FETC:DATA:TEL:OPT:ALAR:PORT:GLOB:HIST? LOS

See Also

FETCh:DATA:TELecom:CAUI:ALARm:LANE:HISTory?

FETCh:DATA:TELecom:CAUI:ALARm:LANE:CURRent?

FETCh:DATA:TELecom:CAUI:ALARm:LANE:SEConds?

:FETCh:DATA:TELecom:OPTical:ALARm:RX:CURRent?

Description

This query returns the current status of optical Interface (serial/parallel) alarm.

At *RST condition, this value is set to device-dependent.

Navigation Path: Results > Alarm/Errors > Interface > Alarms

Syntax

:FETCh:DATA:TELecom:OPTical:ALARm:RX:CURRent? <wsp><Lane>, <Alarm>

Parameter(s)

Lane:

The program data syntax for the first parameter is defined as a <DECIMAL NUMERIC PROGRAM DATA> element.

Selects the lane number. Use lane 0 for a serial interface.

Alarm:

The program data syntax for the second parameter is defined as a <CHARACTER PROGRAM DATA> element.

Selects the alarm:

FREQuency: Frequency (serial interfaces)

LOS: LOS (serial/parallel interfaces)

Response Syntax

<Current>

Response(s)

Current:

The response data syntax for the first parameter is defined as a <CHARACTER RESPONSE DATA> element.

Returns the current alarm status:

PRESENT: An alarm has occurred in the last second.

ABSENT: No alarm has occurred in the last second.

INACTIVE: No test result available.

Example(s)

FETC:DATA:TEL:OPT:ALAR:RX:CURR? 1, LOS

See Also

FETCh:DATA:TELecom:CAUI:ALARm:LANE:HISTory?

FETCh:DATA:TELecom:CAUI:ALARm:LANE:CURRent?

FETCh:DATA:TELecom:CAUI:ALARm:LANE:SEConds?

:FETCh:DATA:TELecom:OPTical:ALARm:RX:HISTory?

Description

This query returns the history status of optical Inteface (serial/parallel) alarm.

At *RST condition, this value is set to device-dependent.

Navigation Path: Results > Alarm/Errors > Interface > Alarm

Syntax

:FETCh:DATA:TELecom:OPTical:ALARm:RX:HISTory?[<wsp><Lane>], <Alarm>

Parameter(s)

Lane:

The program data syntax for the first parameter is defined as a <DECIMAL NUMERIC PROGRAM DATA> element.

Selects the lane number. Use lane 0 for a serial interface.

Alarm:

The program data syntax for the second parameter is defined as a <CHARACTER PROGRAM DATA> element.

Selects the alarm:

FREQuency: Frequency (serial interfaces)

LOS: LOS (serial/parallel interfaces)

Response Syntax

<History>

Response(s)

History:

The response data syntax for the first parameter is defined as a <CHARACTER RESPONSE DATA> element.

Returns the history alarm status:

PRESENT: At least one alarm has occurred during the test.

ABSENT: No alarm has occurred during the test.

INACTIVE: No test result available.

Example(s)

FETC:DATA:TEL:OPT:ALAR:RX:HIST? 1, LOS

See Also

FETCh:DATA:TELecom:CAUI:ALARm:LANE:HISTory?

FETCh:DATA:TELecom:CAUI:ALARm:LANE:CURRent?

FETCh:DATA:TELecom:CAUI:ALARm:LANE:SEConds?

:FETCh:DATA:TELecom:OPTical:ALARm:RX:SEConds?

Description

This query returns the number of seconds within which optical Interface (serial/parallel) alarm occurred.

At *RST condition, this value is set to device-dependent.

Navigation Path: Results > Alarm/Errors > Interface

Syntax

:FETCh:DATA:TELecom:OPTical:ALARm:RX:SEConds? <wsp><Lane>, <Alarm>

Parameter(s)

Lane:

The program data syntax for the first parameter is defined as a <DECIMAL NUMERIC PROGRAM DATA> element.

Selects the lane number. Use lane 0 for a serial interface.

Alarm:

The program data syntax for the second parameter is defined as a <CHARACTER PROGRAM DATA> element.

Selects the alarm:

FREQuency: Frequency (serial interfaces)

LOS: LOS (serial/parallel interfaces)

Response Syntax

<Seconds>

Response(s)

Seconds:

The response data syntax for the first parameter is defined as a <NR1 NUMERIC RESPONSE DATA> element.

Returns the number of seconds in alarm.

Example(s)

FETC:DATA:TEL:OPT:ALAR:RX:SEC? 1, LOS

See Also

FETCh:DATA:TELecom:CAUI:ALARm:LANE:HISTory?

FETCh:DATA:TELecom:CAUI:ALARm:LANE:CURRent?

FETCh:DATA:TELecom:CAUI:ALARm:LANE:SEConds?

:FETCh:DATA:TELecom:OTN:ALARm:ODU[1..n]:CURRent?

Description

This query returns the current status of ODU alarm.

At *RST condition, this value is device dependent.

Navigation Path: Results > Alarms/Errors > ODU > Alarms

NOTE: For ODU[1..n], use ODU100 for ODU0, ODU101 for ODUflex, ODU200 for ODUC, ODU300 for ODUCn.

Syntax

:FETCh:DATA:TELecom:OTN:ALARm:ODU[1..n]:CURRent? <wsp><Alarm>,[<Channel Number or Client ID>]

Parameter(s)

Alarm:

The program data syntax for the first parameter is defined as a <CHARACTER PROGRAM DATA> element.

Selects the alarm:

LOFLom: LOFLOM

OAIS: AIS

OBDi: BDI

OBSD: BSD

OBSF: BSF

OFSD: FSD

OFSF: FSF

OLCK: LOCK

OOCI: OCI

OTIM: TIM

Channel Number or Client ID:

The program data syntax for the second parameter is defined as a <DECIMAL NUMERIC PROGRAM DATA> element.

Optional parameter, applicable to Multi-Channel OTN and FlexO BERT only.

For Multi-Channel OTN, selects the channel number.

For FlexO BERT, selects the client ID.

Response Syntax

<Current>

:FETCh:DATA:TELecom:OTN:ALARm:ODU[1..n]:CURRent?

Response(s)

Current:

The response data syntax for the first parameter is defined as a <CHARACTER RESPONSE DATA> element.

Returns the current alarm status:

PRESENT: An alarm has occurred in the last second.

ABSENT: No alarm has occurred in the last second.

INACTIVE: No test result available.

Example(s)

FETC:DATA:TEL:OTN:ALAR:ODU1:CURR? OAIS

FETC:DATA:TEL:OTN:ALAR:ODU100:CURR? OAIS, 3

See Also

FETCh:DATA:TELecom:OTN:ALARm:ODU[1..n]:SEConds?

:FETCh:DATA:TELecom:OTN:ALARm:ODU[1..n]:E[1..n]:CURRent?

Description

This query returns the current status of ODU1e/2e/3e1/3e2 alarm.

At *RST condition, this value is device dependent.

Navigation Path: Results > Alarms/Errors > ODU1e/2e/3e1/3e2 > Alarms

NOTE: For :E[1..n]:, use :E: for ODU1e/2e.

Syntax

:FETCh:DATA:TELecom:OTN:ALARm:ODU[1..n]:E[1..n]:CURRent? <wsp><Alarm>

Parameter(s)

Alarm:

The program data syntax for the first parameter is defined as a <CHARACTER PROGRAM DATA> element.

Selects the alarm:

LOFLom: LOFLOM

OAIS: AIS

OBDi: BDI

OBSD: BSD

OBSF: BSF

OFSD: FSD

OFSF: FSF

OLCK: LOCK

OOCI: OCI

OTIM: TIM

Response Syntax

<Current>

Response(s)

Current:

The response data syntax for the first parameter is defined as a <CHARACTER RESPONSE DATA> element.

Returns the current alarm status:

PRESENT: An alarm has occurred in the last second.

ABSENT: No alarm has occurred in the last second.

INACTIVE: No test result available.

Example(s)

FETC:DATA:TEL:OTN:ALAR:ODU3:E1:CURR? OAIS

See Also

FETCh:DATA:TELecom:OTN:ALARm:ODU[1..n]:SEConds?

:FETCh:DATA:TELecom:OTN:ALARm:ODU[1..n]:E[1..n]:HISTory?

Description

This query returns the history status of ODU1e/2e/3e1/3e2 alarm.

At *RST condition, this value is device dependent.

Navigation Path: Results > Alarms/Errors > ODU1e/2e/3e1/3e2 > Alarms

NOTE: For :E[1..n]:, use :E: for ODU1e/2e.

Syntax

:FETCh:DATA:TELecom:OTN:ALARm:ODU[1..n]:E[1..n]:HISTory? <wsp><Alarm>

Parameter(s)

Alarm:

The program data syntax for the first parameter is defined as a <CHARACTER PROGRAM DATA> element.

Selects the alarm:

LOFLom: LOFLOM

OAIS: AIS

OBDi: BDI

OBSD: BSD

OBSF: BSF

OFSD: FSD

OFSF: FSF

OLCK: LOCK

OOCI: OCI

OTIM: TIM

Response Syntax

<History>

Response(s)

History:

The response data syntax for the first parameter is defined as a <CHARACTER RESPONSE DATA> element.

Returns the history alarm status:

PRESENT: At least one alarm has occurred during the test.

ABSENT: No alarm has occurred during the test.

INACTIVE: No test result available.

Example(s)

FETC:DATA:TEL:OTN:ALAR:ODU3:E1:HIST? OAIS

See Also

FETCh:DATA:TELecom:OTN:ALARm:ODU[1..n]:SEConds?

:FETCh:DATA:TELecom:OTN:ALARm:ODU[1..n]:E[1..n]:SEConds?

Description

This query returns the number of seconds within which ODU1e/2e/3e1/3e2 alarm occurred.

At *RST condition, this value is device dependent.

Navigation Path: Results > Alarms/Errors > ODU1e/2e/3e1/3e2 > Alarms

NOTE: For :E[1..n]:, use :E: for ODU1e/2e.

Syntax

:FETCh:DATA:TELecom:OTN:ALARm:ODU[1..n]:E[1..n]:SEConds? <wsp><Alarm>

Parameter(s)

Alarm:

The program data syntax for the first parameter is defined as a <CHARACTER PROGRAM DATA> element.

Selects the alarm:

LOFLom: LOFLOM

OAIS: AIS

OBDi: BDI

OBSD: BSD

OBSF: BSF

OFSD: FSD

OFSF: FSF

OLCK: LOCK

OOCI: OCI

OTIM: TIM

Response Syntax

<Seconds>

Response(s)

Seconds:

The response data syntax for the first parameter is defined as a <NR1 NUMERIC RESPONSE DATA> element.

Returns the number of seconds in alarm.

Example(s)

FETC:DATA:TEL:OTN:ALAR:ODU3:E1:SEC? OAIS

See Also

FETCh:DATA:TELecom:OTN:ALARm:ODU[1..n]:HISTory?

:FETCh:DATA:TELecom:OTN:ALARm:ODU[1..n]:E[1..n]:TCM[1..n]:CURRent?

Description

This query returns the current status of ODU1e/2e/3e1/3e2 TCM alarm.

At *RST condition, this value is device dependent.

Navigation Path: Results > Alarms/Errors > ODU1e/2e/3e1/3e2 TCM > Alarms

NOTE: For :E[1..n]:, use :E: for ODU1e/2e.

Syntax

:FETCh:DATA:TELecom:OTN:ALARm:ODU[1..n]:E[1..n]:TCM[1..n]:CURRent? <wsp><Alarm>

Parameter(s)

Alarm:

The program data syntax for the first parameter is defined as a <CHARACTER PROGRAM DATA> element.

Selects the alarm:

TBDI: BDI

TBIAE: BIAE

TIAE: IAE

TLTC: LTC

TTIM: TIM

Response Syntax

<Current>

Response(s)

Current:

The response data syntax for the first parameter is defined as a <CHARACTER RESPONSE DATA> element.

Returns the current alarm status:

PRESENT: An alarm has occurred in the last second.

ABSENT: No alarm has occurred in the last second.

INACTIVE: No test result available.

Example(s)

FETC:DATA:TEL:OTN:ALAR:ODU3:E1:TCM1:CURR? TLTC

See Also

FETCh:DATA:TELecom:OTN:ERRor:ODU[1..n]:E[1..n]:TCM[1..n]:SEConds?

:FETCh:DATA:TELecom:OTN:ALARm:ODU[1..n]:E[1..n]:TCM[1..n]:HISTory?

Description

This query returns the history status of ODU1e/2e/3e1/3e2 TCM alarm.

At *RST condition, this value is device dependent.

Navigation Path: Results > Alarms/Errors > ODU1e/2e/3e1/3e2 TCM > Alarms

NOTE: For :E[1..n]:, use :E: for ODU1e/2e.

Syntax

:FETCh:DATA:TELecom:OTN:ALARm:ODU[1..n]:E[1..n]:TCM[1..n]:HISTory? <wsp><Alarm>

Parameter(s)

Alarm:

The program data syntax for the first parameter is defined as a <CHARACTER PROGRAM DATA> element.

Selects the alarm:

TBDI: BDI

TBIAE: BIAE

TIAE: IAE

TLTC: LTC

TTIM: TIM

Response Syntax

<History>

Response(s)

History:

The response data syntax for the first parameter is defined as a <CHARACTER RESPONSE DATA> element.

Returns the history alarm status:

PRESENT: At least one alarm has occurred during the test.

ABSENT: No alarm has occurred during the test.

INACTIVE: No test result available.

Example(s)

FETC:DATA:TEL:OTN:ALAR:ODU3:E1:TCM1:HIST? TLTC

See Also

FETCh:DATA:TELecom:OTN:ALARm:ODU[1..n]:E[1..n]:TCM[1..n]:CURRent?

:FETCh:DATA:TELecom:OTN:ALARm:ODU[1..n]:E[1..n]:TCM[1..n]:SEConds?

Description

This query returns the number of seconds within which ODU1e/2e/3e1/3e2 TCM alarm occurred.

At *RST condition, this value is device dependent.

Navigation Path: Results > Alarms/Errors > ODU1e/2e/3e1/3e2 TCM > Alarms

NOTE: For :E[1..n]:, use :E: for ODU1e/2e.

Syntax

:FETCh:DATA:TELecom:OTN:ALARm:ODU[1..n]:E[1..n]:TCM[1..n]:SEConds? <wsp><Alarm>

Parameter(s)

Alarm:

The program data syntax for the first parameter is defined as a <CHARACTER PROGRAM DATA> element.

Selects the alarm:

TBDI: BDI

TBIAE: BIAE

TIAE: IAE

TLTC: LTC

TTIM: TIM

Response Syntax

<Seconds>

Response(s)

Seconds:

The response data syntax for the first parameter is defined as a <NR1 NUMERIC RESPONSE DATA> element.

Returns the number of seconds in alarm.

Example(s)

FETC:DATA:TEL:OTN:ALAR:ODU3:E1:TCM1:SEC? TLTC

See Also

FETCh:DATA:TELecom:OTN:ERRor:[1..n]:E[1..n]:TCM[1..n]:CURRent?

:FETCh:DATA:TELecom:OTN:ALARm:ODU[1..n]:F:CURRent?

Description

This query returns the current status of ODU1f/2f alarm.

At *RST condition, this value is device dependent.

Navigation Path: Results > Alarms/Errors > ODU1f/2f > Alarms

Syntax

:FETCh:DATA:TELecom:OTN:ALARm:ODU[1..n]:F:CURRent? <wsp><Alarm>

Parameter(s)

Alarm:

The program data syntax for the first parameter is defined as a <CHARACTER PROGRAM DATA> element.

Selects the alarm:

OAIS: AIS

OBDi: BDI

OBSD: BSD

OBSF: BSF

OFSD: FSD

OFSF: FSF

OLCK: LCK

OOCI: OCI

OTIM: TIM

Response Syntax

<Current>

Response(s)

Current:

The response data syntax for the first parameter is defined as a <CHARACTER RESPONSE DATA> element.

Returns the current alarm status:

PRESENT: An alarm has occurred in the last second.

ABSENT: No alarm has occurred in the last second.

INACTIVE: No test result available.

Example(s)

FETC:DATA:TEL:OTN:ALAR:ODU1:F:CURR? OAIS

See Also

FETCh:DATA:TELecom:OTN:ALARm:ODU[1..n]:SEConds?

:FETCh:DATA:TELecom:OTN:ALARm:ODU[1..n]:F:HISTory?

Description

This query returns the history status of ODU1f/2f alarm.

At *RST condition, this value is device dependent.

Navigation Path: Results > Alarms/Errors > ODU1f/2f > Alarms

Syntax

:FETCh:DATA:TELecom:OTN:ALARm:ODU[1..n]:F:HISTory? <wsp><Alarm>

Parameter(s)

Alarm:

The program data syntax for the first parameter is defined as a <CHARACTER PROGRAM DATA> element.

Selects the alarm:

OAIS: AIS

OBDi: BDI

OBSD: BSD

OBSF: BSF

OFSD: FSD

OFSF: FSF

OLCK: LCK

OOCI: OCI

OTIM: TIM

Response Syntax

<History>

Response(s)

History:

The response data syntax for the first parameter is defined as a <CHARACTER RESPONSE DATA> element.

Returns the history alarm status:

PRESENT: At least one alarm has occurred during the test.

ABSENT: No alarm has occurred during the test.

INACTIVE: No test result available.

Example(s)

FETC:DATA:TEL:OTN:ALAR:ODU1:F:HIST? OAIS

See Also

FETCh:DATA:TELecom:OTN:ALARm:ODU[1..n]:SEConds?

:FETCh:DATA:TELecom:OTN:ALARm:ODU[1..n]:F:SEConds?

Description

This query returns the number of seconds within which ODU1f/2f alarm occurred.

At *RST condition, this value is device dependent.

Navigation Path: Results > Alarms/Errors > ODU1f/2f > Alarms

Syntax

:FETCh:DATA:TELecom:OTN:ALARm:ODU[1..n]:F:SEConds? <wsp><Alarm>

Parameter(s)

Alarm:

The program data syntax for the first parameter is defined as a <CHARACTER PROGRAM DATA> element.

Selects the alarm:

OAIS: AIS

OBDi: BDI

OBSD: BSD

OBSF: BSF

OFSD: FSD

OFSF: FSF

OLCK: LCK

OOCI: OCI

OTIM: TIM

Response Syntax

<Seconds>

Response(s)

Seconds:

The response data syntax for the first parameter is defined as a <NR1 NUMERIC RESPONSE DATA> element.

Returns the number of seconds in alarm.

Example(s)

FETC:DATA:TEL:OTN:ALAR:ODU1:F:SEC? OAIS

See Also

FETCh:DATA:TELecom:OTN:ALARm:ODU[1..n]:HISTory?

:FETCh:DATA:TELecom:OTN:ALARm:ODU[1..n]:F:TCM[1..n]:CURRent?

Description

This query returns the current status of ODU1f/2f TCM alarm.

At *RST condition, this value is device dependent.

Navigation Path: Results > Alarms/Errors > ODU1f/2f TCM > Alarms

Syntax

:FETCh:DATA:TELecom:OTN:ALARm:ODU[1..n]:F:TCM[1..n]:CURRent? <wsp><Alarm>

Parameter(s)

Alarm:

The program data syntax for the first parameter is defined as a <CHARACTER PROGRAM DATA> element.

Selects the alarm:

TBDI: BDI

TBIAE: BIAE

TIAE: IAE

TLTC: LTC

TTIM: TIM

Response Syntax

<Current>

Response(s)

Current:

The response data syntax for the first parameter is defined as a <CHARACTER RESPONSE DATA> element.

Returns the current alarm status:

PRESENT: An alarm has occurred in the last second.

ABSENT: No alarm has occurred in the last second.

INACTIVE: No test result available.

Example(s)

FETC:DATA:TEL:OTN:ALAR:ODU1:F:TCM1:CURR? TLTC

See Also

FETCh:DATA:TELecom:OTN:ERRor:ODU[1..n]:E[1..n]:TCM[1..n]:SEConds?

:FETCh:DATA:TELecom:OTN:ALARm:ODU[1..n]:F:TCM[1..n]:HISTory?

Description

This query returns the history status of ODU1f/2f TCM alarm.

At *RST condition, this value is device dependent.

Navigation Path: Results > Alarms/Errors > ODU1f/2f TCM > Alarms

Syntax

:FETCh:DATA:TELecom:OTN:ALARm:ODU[1..n]:F:TCM[1..n]:HISTory? <wsp><Alarm>

Parameter(s)

Alarm:

The program data syntax for the first parameter is defined as a <CHARACTER PROGRAM DATA> element.

Selects the alarm:

TBDI: BDI

TBIAE: BIAE

TIAE: IAE

TLTC: LTC

TTIM: TIM

Response Syntax

<History>

Response(s)

History:

The response data syntax for the first parameter is defined as a <CHARACTER RESPONSE DATA> element.

Returns the history alarm status:

PRESENT: At least one alarm has occurred during the test.

ABSENT: No alarm has occurred during the test.

INACTIVE: No test result available.

Example(s)

FETC:DATA:TEL:OTN:ALAR:ODU1:F:TCM1:HIST? TLTC

See Also

FETCh:DATA:TELecom:OTN:ALARm:ODU[1..n]:E[1..n]:TCM[1..n]:CURRent?

:FETCh:DATA:TELecom:OTN:ALARm:ODU[1..n]:F:TCM[1..n]:SEConds?

Description

This query returns the number of seconds within which ODU1f/2f TCM alarm occurred.

At *RST condition, this value is device dependent.

Navigation Path: Results > Alarms/Errors > ODU1f/2f TCM > Alarms

Syntax

:FETCh:DATA:TELecom:OTN:ALARm:ODU[1..n]:F:TCM[1..n]:SEConds? <wsp><Alarm>

Parameter(s)

Alarm:

The program data syntax for the first parameter is defined as a <CHARACTER PROGRAM DATA> element.

Selects the alarm:

TBDI: BDI

TBIAE: BIAE

TIAE: IAE

TLTC: LTC

TTIM: TIM

Response Syntax

<Seconds>

Response(s)

Seconds:

The response data syntax for the first parameter is defined as a <NR1 NUMERIC RESPONSE DATA> element.

Returns the number of seconds in alarm.

Example(s)

FETC:DATA:TEL:OTN:ALAR:ODU1:F:TCM1:SEC? TLTC

See Also

FETCh:DATA:TELecom:OTN:ERRor:[1..n]:E[1..n]:TCM[1..n]:CURRent?

:FETCh:DATA:TELecom:OTN:ALARm:ODU[1..n]:HISTory?

Description

This query returns the history status of the Optical Data Unit (ODU) alarm.

At *RST condition, this value is set to device-dependent.

Navigation Path: Test > OTN BERT > Results > Alarms/Errors > ODU

NOTE: For ODU[1..n], use ODU100 for ODU0, ODU101 for ODUflex, ODU200 for ODUC, ODU300 for ODUCn.

Syntax

:FETCh:DATA:TELecom:OTN:ALARm:ODU[1..n]:HISTory? <wsp><Alarm>,[<Channel Number or Client ID>]

Parameter(s)

Alarm:

The program data syntax for the first parameter is defined as a <CHARACTER PROGRAM DATA> element.

Selects the type of Optical Data Unit (ODU) alarm.

OAIS, ODU - Alarm Indication Signal

OBDi, ODU - Backward Defect indication

OLCK, ODU - LOCK

OOCI, ODU - Open Connection Indication

OFSF, ODU - Forward Signal Fail

OBSF, ODU - Backward Signal Fail

OTIM, ODU - Trace Identification Mismatch

OFSD, ODU - Forward Signal Degrade

OBSD: ODU - Backward Signal Degrade

LOFLom, ODU-Loss of Frame Loss of Multiframe

Channel Number or Client ID:

The program data syntax for the second parameter is defined as a <DECIMAL NUMERIC PROGRAM DATA> element.

Optional parameter, applicable to Multi-Channel OTN and FlexO BERT only.

For Multi-Channel OTN, selects the channel number.

For FlexO BERT, selects the client ID.

Response Syntax

<History>

:FETCh:DATA:TELecom:OTN:ALARm:ODU[1..n]:HISTory?

Response(s)

History:

The response data syntax for the first parameter is defined as a <CHARACTER RESPONSE DATA> element.

Returns the history status of the Optical Data Unit (ODU) alarm.

PRESENT, indicates that at least one alarm has occurred.

ABSENT, indicates that no alarm occurred.

INACTIVE, indicates that the test did not run yet.

Example(s)

FETC:DATA:TEL:OTN:ALAR:ODU1:HIST? OAIS

FETC:DATA:TEL:OTN:ALAR:ODU100:HIST? OAIS, 3

See Also

FETCh:DATA:TELecom:OTN:ALARm:ODU[1..n]:SEConds?

:FETCh:DATA:TELecom:OTN:ALARm:ODU[1..n]:SEConds?

Description

This query returns the number of seconds within which the Optical Data Unit (ODU) alarm occurred.

At *RST condition, this value is set to device-dependent.

Navigation Path: Test > OTN BERT > Results > Alarms/Errors > ODU

NOTE: For ODU[1..n], use ODU100 for ODU0, ODU101 for ODUflex, ODU200 for ODUC, ODU300 for ODUCn.

Syntax

:FETCh:DATA:TELecom:OTN:ALARm:ODU[1..n]:SEConds? <wsp><Alarm>,[<Channel Number or Client ID>]

Parameter(s)

Alarm:

The program data syntax for the first parameter is defined as a <CHARACTER PROGRAM DATA> element.

Selects the type of Optical Data Unit (ODU) alarm.

OAIS: ODU - Alarm Indication Signal

OBDi: ODU - Backward Defect indication

OLCK: ODU - LOCK

OOCI: ODU - Open Connection Indication

OFSF: ODU - Forward Signal Fail

OBSF: ODU - Backward Signal Fail

OTIM: ODU - Trace Identification Mismatch

OFSD: ODU-FSD (ODU - Forward Signal Degrade

OBSD: ODU - Backward Signal Degrade

LOFLom: ODU-Loss of Frame Loss of Multiframe

Channel Number or Client ID:

The program data syntax for the second parameter is defined as a <DECIMAL NUMERIC PROGRAM DATA> element.

Optional parameter, applicable to Multi-Channel OTN and FlexO BERT only.

For Multi-Channel OTN, selects the channel number.

For FlexO BERT, selects the client ID.

Response Syntax

<Seconds>

:FETCh:DATA:TELecom:OTN:ALARm:ODU[1..n]:SEConds?

Response(s)

Seconds:

The response data syntax for the first parameter is defined as a <NR1 NUMERIC RESPONSE DATA> element.

Returns the number of seconds of the Optical Data Unit (ODU) alarm.

Example(s)

FETC:DATA:TEL:OTN:ALAR:ODU1:SEC? OAIS

FETC:DATA:TEL:OTN:ALAR:ODU100:SEC? OAIS, 3

See Also

FETCh:DATA:TELecom:OTN:ALARm:ODU[1..n]:HISTory?

:FETCh:DATA:TELecom:OTN:ALARm:ODU[1..n]:TCM[1..n]:CURRent?

Description

This query returns the current status of ODU TCM alarm.

At *RST condition, this value is device dependent.

Navigation Path: Results > Alarms/Errors > ODU TCM > Alarms

Syntax

:FETCh:DATA:TELecom:OTN:ALARm:ODU[1..n]:TCM[1..n]:CURRent? <wsp><Alarm>

Parameter(s)

Alarm:

The program data syntax for the first parameter is defined as a <CHARACTER PROGRAM DATA> element.

Selects the alarm:

TBDI: BDI

TBIAE: BIAE

TIAE: IAE

TLTC: LTC

TTIM: TIM

Response Syntax

<Current>

Response(s)

Current:

The response data syntax for the first parameter is defined as a <CHARACTER RESPONSE DATA> element.

Returns the current alarm status:

PRESENT: An alarm has occurred in the last second.

ABSENT: No alarm has occurred in the last second.

INACTIVE: No test result available.

Example(s)

FETC:DATA:TEL:OTN:ALAR:ODU1:TCM1:CURR? TLTC

See Also

FETCh:DATA:TELecom:OTN:ERRor:ODU[1..n]:TCM[1..n]:SEConds?

:FETCh:DATA:TELecom:OTN:ALARm:ODU[1..n]:TCM[1..n]:HISTory?

Description

This query returns the history status of ODU TCM alarm.

At *RST condition, this value is device dependent.

Navigation Path: Results > Alarms/Errors > ODU TCM > Alarms

Syntax

:FETCh:DATA:TELecom:OTN:ALARm:ODU[1..n]:TCM[1..n]:HISTory? <wsp><Alarm>

Parameter(s)

Alarm:

The program data syntax for the first parameter is defined as a <CHARACTER PROGRAM DATA> element.

Selects the alarm:

TBDI: BDI

TBIAE: BIAE

TIAE: IAE

TLTC: LTC

TTIM: TIM

Response Syntax

<History>

Response(s)

History:

The response data syntax for the first parameter is defined as a <CHARACTER RESPONSE DATA> element.

Returns the history alarm status:

PRESENT: At least one alarm has occurred during the test.

ABSENT: No alarm has occurred during the test.

INACTIVE: No test result available.

Example(s)

FETC:DATA:TEL:OTN:ALAR:ODU1:TCM1:HIST? TLTC

See Also

FETCh:DATA:TELecom:OTN:ALARm:ODU[1..n]:TCM[1..n]:CURRent?

:FETCh:DATA:TELecom:OTN:ALARm:ODU[1..n]:TCM[1..n]:SEConds?

Description	This query returns the number of seconds within which ODU TCM alarm occurred. At *RST condition, this value is device dependent. Navigation Path: Results > Alarms/Errors > ODU TCM > Alarms
Syntax	:FETCh:DATA:TELecom:OTN:ALARm:ODU[1..n]:TCM[1..n]:SEConds? <wsp><Alarm>
Parameter(s)	**Alarm**: The program data syntax for the first parameter is defined as a <CHARACTER PROGRAM DATA> element. Selects the alarm: TBDI: BDI TBIAE: BIAE TIAE: IAE TLTC: LTC TTIM: TIM
Response Syntax	<Seconds>
Response(s)	**Seconds**: The response data syntax for the first parameter is defined as a <NR1 NUMERIC RESPONSE DATA> element. Returns the number of seconds in alarm.
Example(s)	FETC:DATA:TEL:OTN:ALAR:ODU1:TCM1:SEC? TLTC
See Also	FETCh:DATA:TELecom:OTN:ERRor:ODU[1..n]:TCM[1..n]:CURRent?

:FETCh:DATA:TELecom:OTN:ALARm:OPU[1..n]:CURRent?

Description

This query returns the current status of OPU / OPU3e1/e2 alarm.

At *RST condition, this value is device dependent.

NOTE: For OPU[1..n], use OPU100 for OPU0, OPU101 for OPUflex, OPU3 for OPU3e1/e2, OPU200 for OTUC, OPU300 for OTUCN.

Syntax

:FETCh:DATA:TELecom:OTN:ALARm:OPU[1..n]:CURRent? <wsp><Alarm>,[<Channel Number or Client ID>]

Parameter(s)

Alarm:

The program data syntax for the first parameter is defined as a <CHARACTER PROGRAM DATA> element.

Selects the alarm:

LOOMFI

OAIS: AIS

OCSF: CSF

OMSim: MSIM

OOMFI

OPLM: PLM

Channel Number or Client ID:

The program data syntax for the second parameter is defined as a <DECIMAL NUMERIC PROGRAM DATA> element.

Optional parameter, applicable to Multi-Channel OTN and FlexO BERT only.

For Multi-Channel OTN, selects the channel number.

For FlexO BERT, selects the client ID.

Response Syntax

<Current>

:FETCh:DATA:TELecom:OTN:ALARm:OPU[1..n]:CURRent?

Response(s)

Current:

The response data syntax for the first parameter is defined as a <CHARACTER RESPONSE DATA> element.

Returns the current alarm status:

PRESENT: An alarm has occurred in the last second.

ABSENT: No alarm has occurred in the last second.

INACTIVE: No test result available.

Example(s)

FETC:DATA:TEL:OTN:ALAR:OPU1:CURR? OPLM

FETC:DATA:TEL:OTN:ALAR:OPU100:CURR? OPLM, 3

See Also

FETCh:DATA:TELecom:OTN:ALARm:OPU[1..n]:HISTory?

:FETCh:DATA:TELecom:OTN:ALARm:OPU[1..n]:E:CURRent?

Description

This query returns the current status of OPU1e/2e alarm.

At *RST condition, this value is device dependent.

Navigation Path: Results > Alarms/Errors > OPU1e/2e > Alarms

Syntax

:FETCh:DATA:TELecom:OTN:ALARm:OPU[1..n]:E:CURRent? <wsp><Alarm>

Parameter(s)

Alarm:

The program data syntax for the first parameter is defined as a <CHARACTER PROGRAM DATA> element.

Selects the alarm:

OAIS: AIS

OCSF: CSF

OMSim: MSIM

OPLM: PLM

Response Syntax

<Current>

Response(s)

Current:

The response data syntax for the first parameter is defined as a <CHARACTER RESPONSE DATA> element.

Returns the current alarm status:

PRESENT: An alarm has occurred in the last second.

ABSENT: No alarm has occurred in the last second.

INACTIVE: No test result available.

Example(s)

FETC:DATA:TEL:OTN:ALAR:OPU1:E:CURR? OPLM

See Also

FETCh:DATA:TELecom:OTN:ALARm:OPU[1..n]:HISTory?

:FETCh:DATA:TELecom:OTN:ALARm:OPU[1..n]:E:HISTory?

Description

This query returns the history status of OPU1e/2e alarm.

At *RST condition, this value is device dependent.

Navigation Path: Results > Alarms/Errors > OPU1e/2e > Alarms

Syntax

:FETCh:DATA:TELecom:OTN:ALARm:OPU[1..n]:E:HISTory? <wsp><Alarm>

Parameter(s)

Alarm:

The program data syntax for the first parameter is defined as a <CHARACTER PROGRAM DATA> element.

Selects the alarm:

OAIS: AIS

OCSF: CSF

OMSim: MSIM

OPLM: PLM

Response Syntax

<History>

Response(s)

History:

The response data syntax for the first parameter is defined as a <CHARACTER RESPONSE DATA> element.

Returns the history alarm status:

PRESENT: At least one alarm has occurred during the test.

ABSENT: No alarm has occurred during the test.

INACTIVE: No test result available.

Example(s)

FETC:DATA:TEL:OTN:ALAR:OPU1:E:HIST? OPLM

See Also

FETCh:DATA:TELecom:OTN:ALARm:OPU[1..n]:CURRent?

:FETCh:DATA:TELecom:OTN:ALARm:OPU[1..n]:E:SEConds?

Description

This query returns the number of seconds within which OPU1e/2e alarm occurred.

At *RST condition, this value is device dependent.

Navigation Path: Results > Alarms/Errors > OPU1e/2e > Alarms

Syntax

:FETCh:DATA:TELecom:OTN:ALARm:OPU[1..n]:E:SEConds? <wsp><Alarm>

Parameter(s)

Alarm:

The program data syntax for the first parameter is defined as a <CHARACTER PROGRAM DATA> element.

Selects the alarm:

OAIS: AIS

OCSF: CSF

OMSim: MSIM

OPLM: PLM

Response Syntax

<Seconds>

Response(s)

Seconds:

The response data syntax for the first parameter is defined as a <NR1 NUMERIC RESPONSE DATA> element.

Returns the number of seconds in alarm.

Example(s)

FETC:DATA:TEL:OTN:ALAR:OPU1:E:SEC? OPLM

See Also

FETCh:DATA:TELecom:OTN:ALARm:OPU[1..n]:CURRent?

:FETCh:DATA:TELecom:OTN:ALARm:OPU[1..n]:F:CURRent?

Description

This query returns the current status of OPU1f/2f alarm.

At *RST condition, this value is device dependent.

Navigation Path: Results > Alarms/Errors > OPU1f/2f > Alarms

Syntax

:FETCh:DATA:TELecom:OTN:ALARm:OPU[1..n]:F:CURRent? <wsp><Alarm>

Parameter(s)

Alarm:

The program data syntax for the first parameter is defined as a <CHARACTER PROGRAM DATA> element.

Selects the alarm:

OAIS: AIS

OCSF: CSF

OMSim: MSIM

OPLM: PLM

Response Syntax

<Current>

Response(s)

Current:

The response data syntax for the first parameter is defined as a <CHARACTER RESPONSE DATA> element.

Returns the current alarm status:

PRESENT: An alarm has occurred in the last second.

ABSENT: No alarm has occurred in the last second.

INACTIVE: No test result available.

Example(s)

FETC:DATA:TEL:OTN:ALAR:OPU1:F:CURR? OPLM

See Also

FETCh:DATA:TELecom:OTN:ALARm:OPU[1..n]:HISTory?

:FETCh:DATA:TELecom:OTN:ALARm:OPU[1..n]:F:HISTory?

Description

This query returns the history status of OPU1f/2f alarm.

At *RST condition, this value is device dependent.

Navigation Path: Results > Alarms/Errors > OPU1f/2f > Alarms

Syntax

:FETCh:DATA:TELecom:OTN:ALARm:OPU[1..n]:F:HISTory? <wsp><Alarm>

Parameter(s)

Alarm:

The program data syntax for the first parameter is defined as a <CHARACTER PROGRAM DATA> element.

Selects the alarm:

OAIS: AIS

OCSF: CSF

OMSim: MSIM

OPLM: PLM

Response Syntax

<History>

Response(s)

History:

The response data syntax for the first parameter is defined as a <CHARACTER RESPONSE DATA> element.

Returns the history alarm status:

PRESENT: At least one alarm has occurred during the test.

ABSENT: No alarm has occurred during the test.

INACTIVE: No test result available.

Example(s)

FETC:DATA:TEL:OTN:ALAR:OPU1:F:HIST? OPLM

See Also

FETCh:DATA:TELecom:OTN:ALARm:OPU[1..n]:CURRent?

:FETCh:DATA:TELecom:OTN:ALARm:OPU[1..n]:F:SEConds?

Description

This query returns the number of seconds within which OPU1f/2f alarm occurred.

At *RST condition, this value is device dependent.

Navigation Path: Results > Alarms/Errors > OPU1f/2f > Alarms

Syntax

:FETCh:DATA:TELecom:OTN:ALARm:OPU[1..n]:F:SEConds? <wsp><Alarm>

Parameter(s)

Alarm:

The program data syntax for the first parameter is defined as a <CHARACTER PROGRAM DATA> element.

Selects the alarm:

OAIS: AIS

OCSF: CSF

OMSim: MSIM

OPLM: PLM

Response Syntax

<Seconds>

Response(s)

Seconds:

The response data syntax for the first parameter is defined as a <NR1 NUMERIC RESPONSE DATA> element.

Returns the number of seconds in alarm.

Example(s)

FETC:DATA:TEL:OTN:ALAR:OPU1:F:SEC? OPLM

See Also

FETCh:DATA:TELecom:OTN:ALARm:OPU[1..n]:CURRent?

:FETCh:DATA:TELecom:OTN:ALARm:OPU[1..n]:HISTory?

Description

This query returns the history status of OPU / OPU3e1/e2 alarm.

At *RST condition, this value is device dependent.

Navigation Path: Results > Alarms/Errors > OPU / OPU3e1/e2 > Alarms

NOTE: For OPU[1..n], use OPU100 for OPU0, OPU101 for OPUflex, OPU3 for OPU3e1/e2, OPU200 for OTUC, OPU300 for OTUCN.

Syntax

:FETCh:DATA:TELecom:OTN:ALARm:OPU[1..n]:HISTory? <wsp><Alarm>,[<Channel Number or Client ID>]

Parameter(s)

Alarm:

The program data syntax for the first parameter is defined as a <CHARACTER PROGRAM DATA> element.

Selects the alarm:

LOOMFI

OAIS: AIS

OCSF: CSF

OMSim: MSIM

OOMFI

OPLM: PLM

Channel Number or Client ID:

The program data syntax for the second parameter is defined as a <DECIMAL NUMERIC PROGRAM DATA> element.

Optional parameter, applicable to Multi-Channel OTN and FlexO BERT only.

For Multi-Channel OTN, selects the channel number.

For FlexO BERT, selects the client ID.

Response Syntax

<History>

:FETCh:DATA:TELecom:OTN:ALARm:OPU[1..n]:HISTory?

Response(s)

History:

The response data syntax for the first parameter is defined as a <CHARACTER RESPONSE DATA> element.

Returns the history alarm status:

PRESENT: At least one alarm has occurred during the test.

ABSENT: No alarm has occurred during the test.

INACTIVE: No test result available.

Example(s)

FETC:DATA:TEL:OTN:ALAR:OPU1:HIST? OPLM

FETC:DATA:TEL:OTN:ALAR:OPU100:HIST? OPLM, 3

See Also

FETCh:DATA:TELecom:OTN:ALARm:OPU[1..n]:CURRent?

:FETCh:DATA:TELecom:OTN:ALARm:OPU[1..n]:SEConds?

Description

This query returns the number of seconds within which OPU / OPU3e1/e2 alarm occurred.

At *RST condition, this value is device dependent.

Navigation Path: Results > Alarms/Errors > OPU / OPU3e1/e2 > Alarms

NOTE: For OPU[1..n], use OPU100 for OPU0, OPU101 for OPUflex, OPU3 for OPU3e1/e2, OPU200 for OTUC, OPU300 for OTUCN.

Syntax

:FETCh:DATA:TELecom:OTN:ALARm:OPU[1..n]:SEConds? <wsp><Alarm>,[<Channel Number or Client ID>]

Parameter(s)

Alarm:

The program data syntax for the first parameter is defined as a <CHARACTER PROGRAM DATA> element.

Selects the alarm:

LOOMFI

OAIS: AIS

OCSF: CSF

OMSim: MSIM

OOMFI

OPLM: PLM

Channel Number or Client ID:

The program data syntax for the second parameter is defined as a <DECIMAL NUMERIC PROGRAM DATA> element.

Optional parameter, applicable to Multi-Channel OTN and FlexO BERT only.

For Multi-Channel OTN, selects the channel number.

For FlexO BERT, selects the client ID.

Response Syntax

<Seconds>

Response(s)

Seconds:

The response data syntax for the first parameter is defined as a <NR1 NUMERIC RESPONSE DATA> element.

Returns the number of seconds in alarm.

Example(s)

FETC:DATA:TEL:OTN:ALAR:OPU1:SEC? OPLM

FETC:DATA:TEL:OTN:ALAR:OPU100:SEC? OPLM, 3

See Also

FETCh:DATA:TELecom:OTN:ALARm:OPU[1..n]:CURRent?

:FETCh:DATA:TELecom:OTN:ALARm:OTU[1..n]:CURRent?

Description

This query returns the current status of OTU alarm.

At *RST condition, this value is device dependent.

Navigation Path: Results > Alarms/Errors > OTU > Alarms

NOTE: For OTU[1..n], use OTU200 for OTUC, OTU300 for OTUCN.

Syntax

:FETCh:DATA:TELecom:OTN:ALARm:OTU[1..n]:CURRent? <wsp><Alarm>

Parameter(s)

Alarm:

The program data syntax for the first parameter is defined as a <CHARACTER PROGRAM DATA> element.

Selects the alarm:

LOF

LOM

LOFLom: LOFLOM

OAIS: AIS

OBDi: BDI

OBIae: BIAE

OIAE: IAE

OOF

OOM

OTIM: TIM

Response Syntax

<Current>

Response(s)

Current:

The response data syntax for the first parameter is defined as a <CHARACTER RESPONSE DATA> element.

Returns the current alarm status:

PRESENT: An alarm has occurred in the last second.

ABSENT: No alarm has occurred in the last second.

INACTIVE: No test result available.

Example(s)

FETC:DATA:TEL:OTN:ALAR:OTU3:CURR? OAIS

See Also

FETCh:DATA:TELecom:OTN:ALARm:OTU[1..n]:HISTory?

:FETCh:DATA:TELecom:OTN:ALARm:OTU[1..n]:E[1..n]:CURRent?

Description

This query returns the current status of OTU1e/2e/3e1/3e2 alarm.

At *RST condition, this value is device dependent.

Navigation Path: Results > Alarms/Errors > OTU1e/2e/3e1/3e2 > Alarms

NOTE: For :E[1..n]:, use :E: for OTU1e/2e.

Syntax

:FETCh:DATA:TELecom:OTN:ALARm:OTU[1..n]:E[1..n]:CURRent? <wsp><Alarm>

Parameter(s)

Alarm:

The program data syntax for the first parameter is defined as a <CHARACTER PROGRAM DATA> element.

Selects the alarm:

LOF

LOM

OAIS: AIS

OBDi: BDI

OBIae: BIAE

OIAE: IAE

OOF

OOM

OTIM: TIM

Response Syntax

<Current>

Response(s)

Current:

The response data syntax for the first parameter is defined as a <CHARACTER RESPONSE DATA> element.

Returns the current alarm status:

PRESENT: An alarm has occurred in the last second.

ABSENT: No alarm has occurred in the last second.

INACTIVE: No test result available.

Example(s)

FETC:DATA:TEL:OTN:ALAR:OTU3:E1:CURR? OAIS

See Also

FETCh:DATA:TELecom:OTN:ALARm:OTU[1..n]:E[1..n]:HISTory?

:FETCh:DATA:TELecom:OTN:ALARm:OTU[1..n]:E[1..n]:HISTory?

Description

This query returns the history status of OTU1e/2e/3e1/3e2 alarm.

At *RST condition, this value is device dependent.

Navigation Path: Results > Alarms/Errors > OTU1e/2e/3e1/3e2 > Alarms

NOTE: For :E[1..n]:, use :E: for OTU1e/2e.

Syntax

:FETCh:DATA:TELecom:OTN:ALARm:OTU[1..n]:E[1..n]:HISTory? <wsp><Alarm>

Parameter(s)

Alarm:

The program data syntax for the first parameter is defined as a <CHARACTER PROGRAM DATA> element.

Selects the alarm:

LOF

LOM

OAIS: AIS

OBDi: BDI

OBIae: BIAE

OIAE: IAE

OOF

OOM

OTIM: TIM

Response Syntax

<History>

Response(s)

History:

The response data syntax for the first parameter is defined as a <CHARACTER RESPONSE DATA> element.

Returns the history alarm status:

PRESENT: At least one alarm has occurred during the test.

ABSENT: No alarm has occurred during the test.

INACTIVE: No test result available.

Example(s)

FETC:DATA:TEL:OTN:ALAR:OTU3:E1:HIST? OAIS

See Also

FETCh:DATA:TELecom:OTN:ALARm:OTU[1..n]:E[1..n]:SEConds?

:FETCh:DATA:TELecom:OTN:ALARm:OTU[1..n]:E[1..n]:SEConds?

Description

This query returns the number of seconds within which OTU1e/2e/3e1/3e2 alarm occurred.

At *RST condition, this value is device dependent.

Navigation Path: Results > Alarms/Errors > OTU1e/2e/3e1/3e2 > Alarms

NOTE: For :E[1..n]:, use :E: for OTU1e/2e.

Syntax

:FETCh:DATA:TELecom:OTN:ALARm:OTU[1..n]:E[1..n]:SEConds? <wsp><Alarm>

Parameter(s)

Alarm:

The program data syntax for the first parameter is defined as a <CHARACTER PROGRAM DATA> element.

Selects the alarm:

LOF

LOM

OAIS: AIS

OBDi: BDI

OBIae: BIAE

OIAE: IAE

OOF

OOM

OTIM: TIM

Response Syntax

<Seconds>

Response(s)

Seconds:

The response data syntax for the first parameter is defined as a <NR1 NUMERIC RESPONSE DATA> element.

Returns the number of seconds in alarm.

Example(s)

FETC:DATA:TEL:OTN:ALAR:OTU3:E1:SEC? OAIS

See Also

FETCh:DATA:TELecom:OTN:ALARm:OTU[1..n]:E[1..n]:HISTory?

:FETCh:DATA:TELecom:OTN:ALARm:OTU[1..n]:F:CURRent?

Description

This query returns the current status of OTU1f/2f alarm.

At *RST condition, this value is device dependent.

Navigation Path: Results > Alarms/Errors > OTU1f/2f > Alarms

Syntax

:FETCh:DATA:TELecom:OTN:ALARm:OTU[1..n]:F:CURRent? <wsp><Alarm>

Parameter(s)

Alarm:

The program data syntax for the first parameter is defined as a <CHARACTER PROGRAM DATA> element.

Selects the alarm:

LOF

LOM

OAIS: AIS

OBDi: BDI

OBIae: BIAE

OIAE: IAE

OOF

OOM

OTIM: TIM

Response Syntax

<Current>

Response(s)

Current:

The response data syntax for the first parameter is defined as a <CHARACTER RESPONSE DATA> element.

Returns the current alarm status:

PRESENT: An alarm has occurred in the last second.

ABSENT: No alarm has occurred in the last second.

INACTIVE: No test result available.

Example(s)

FETC:DATA:TEL:OTN:ALAR:OTU1:F:CURR? OAIS

See Also

FETCh:DATA:TELecom:OTN:ALARm:OTU[1..n]:E[1..n]:HISTory?

:FETCh:DATA:TELecom:OTN:ALARm:OTU[1..n]:F:HISTory?

Description

This query returns the history status of OTU1f/2f alarm.

At *RST condition, this value is device dependent.

Navigation Path: Results > Alarms/Errors > OTU1f/2f > Alarms

Syntax

:FETCh:DATA:TELecom:OTN:ALARm:OTU[1..n]:F:HISTory? <wsp><Alarm>

Parameter(s)

Alarm:

The program data syntax for the first parameter is defined as a <CHARACTER PROGRAM DATA> element.

Selects the alarm:

LOF

LOM

OAIS: AIS

OBDi: BDI

OBIae: BIAE

OIAE: IAE

OOF

OOM

OTIM: TIM

Response Syntax

<History>

Response(s)

History:

The response data syntax for the first parameter is defined as a <CHARACTER RESPONSE DATA> element.

Returns the history alarm status:

PRESENT: At least one alarm has occurred during the test.

ABSENT: No alarm has occurred during the test.

INACTIVE: No test result available.

Example(s)

FETC:DATA:TEL:OTN:ALAR:OTU1:F:HIST? OAIS

See Also

FETCh:DATA:TELecom:OTN:ALARm:OTU[1..n]:E[1..n]:SEConds?

:FETCh:DATA:TELecom:OTN:ALARm:OTU[1..n]:F:SEConds?

Description

This query returns the number of seconds within which OTU1f/2f alarm occurred.

At *RST condition, this value is device dependent.

Navigation Path: Results > Alarms/Errors > OTU1f/2f > Alarms

Syntax

:FETCh:DATA:TELecom:OTN:ALARm:OTU[1..n]:F:SEConds? <wsp><Alarm>

Parameter(s)

Alarm:

The program data syntax for the first parameter is defined as a <CHARACTER PROGRAM DATA> element.

Selects the alarm:

LOF

LOM

OAIS: AIS

OBDi: BDI

OBIae: BIAE

OIAE: IAE

OOF

OOM

OTIM: TIM

Response Syntax

<Seconds>

Response(s)

Seconds:

The response data syntax for the first parameter is defined as a <NR1 NUMERIC RESPONSE DATA> element.

Returns the number of seconds in alarm.

Example(s)

FETC:DATA:TEL:OTN:ALAR:OTU1:F:SEC? OAIS

See Also

FETCh:DATA:TELecom:OTN:ALARm:OTU[1..n]:E[1..n]:HISTory?

:FETCh:DATA:TELecom:OTN:ALARm:OTU[1..n]:HISTory?

Description

This query returns the history status of OTU alarm.

At *RST condition, this value is device dependent.

Navigation Path: Results > Alarms/Errors > OTU > Alarms

NOTE: For OTU[1..n], use OTU200 for OTUC, OTU300 for OTUCN.

Syntax

:FETCh:DATA:TELecom:OTN:ALARm:OTU[1..n]:HISTory? <wsp><Alarm>

Parameter(s)

Alarm:

The program data syntax for the first parameter is defined as a <CHARACTER PROGRAM DATA> element.

Selects the alarm:

LOF

LOM

LOFLom: LOFLOM

OAIS: AIS

OBDi: BDI

OBIae: BIAE

OIAE: IAE

OOF

OOM

OTIM: TIM

Response Syntax

<History>

Response(s)

History:

The response data syntax for the first parameter is defined as a <CHARACTER RESPONSE DATA> element.

Returns the history alarm status:

PRESENT: At least one alarm has occurred during the test.

ABSENT: No alarm has occurred during the test.

INACTIVE: No test result available.

Example(s)

FETC:DATA:TEL:OTN:ALAR:OTU3:HIST? OAIS

See Also

FETCh:DATA:TELecom:OTN:ALARm:OTU[1..n]:SEConds?

:FETCh:DATA:TELecom:OTN:ALARm:OTU[1..n]:SEConds?

Description

This query returns the number of seconds within which OTU alarm occurred.

At *RST condition, this value is device dependent.

Navigation Path: Results > Alarms/Errors > OTU > Alarms

NOTE: For OTU[1..n], use OTU200 for OTUC, OTU300 for OTUCN.

Syntax

:FETCh:DATA:TELecom:OTN:ALARm:OTU[1..n]:SEConds? <wsp><Alarm>

Parameter(s)

Alarm:

The program data syntax for the first parameter is defined as a <CHARACTER PROGRAM DATA> element.

Selects the alarm:

LOF

LOM

LOFLom: LOFLOM

OAIS: AIS

OBDi: BDI

OBIae: BIAE

OIAE: IAE

OOF

OOM

OTIM: TIM

Response Syntax

<Seconds>

Response(s)

Seconds:

The response data syntax for the first parameter is defined as a <NR1 NUMERIC RESPONSE DATA> element.

Returns the number of seconds in alarm.

Example(s)

FETC:DATA:TEL:OTN:ALAR:OTU3:SEC? OAIS

See Also

FETCh:DATA:TELecom:OTN:ALARm:OTU[1..n]:HISTory?

:FETCh:DATA:TELecom:OTN:ALARm:PHYSical:CURRent?

Description

This query returns the current status of OTL (per lane) alarm.

At *RST condition, this value is device dependent.

Navigation Path: Results > Alarms/Errors > OTL > Alarms

Syntax

:FETCh:DATA:TELecom:OTN:ALARm:PHYSical:CURRent? <wsp><Lane>, <Alarm>

Parameter(s)

Lane:

The program data syntax for the first parameter is defined as a <DECIMAL NUMERIC PROGRAM DATA> element.

Selects the lane number.

Alarm:

The program data syntax for the second parameter is defined as a <CHARACTER PROGRAM DATA> element.

Selects the alarm:

LOF

LOR

OOF

OOR

SKEW: Exc. Skew

Response Syntax

<Current>

Response(s)

Current:

The response data syntax for the first parameter is defined as a <CHARACTER RESPONSE DATA> element.

Returns the current alarm status:

PRESENT: An alarm has occurred in the last second.

ABSENT: No alarm has occurred in the last second.

INACTIVE: No test result available.

Example(s)

FETC:DATA:TEL:OTN:ALAR:PHYS:CURR? 1, SKEW

FETC:DATA:TEL:OTN:ALAR:PHYS:CURR? 1, OOF

See Also

FETCh:DATA:TELecom:OTN:ERRor:PHYSical:HISTory?

:FETCh:DATA:TELecom:OTN:ALARm:PHYSical:GLOBal:CURRent?

Description

This query returns the current status of OTL (global) alarm.

At *RST condition, this value is device dependent.

Navigation Path: Results > Alarms/Errors > OTL > Alarms

Syntax

:FETCh:DATA:TELecom:OTN:ALARm:PHYSical:GLOBal:CURRent? <wsp><Alarm>

Parameter(s)

Alarm:

The program data syntax for the first parameter is defined as a <CHARACTER PROGRAM DATA> element.

Selects the alarm:

LOF

LOL

LOR

OOF

OOR

Response Syntax

<Current>

Response(s)

Current:

The response data syntax for the first parameter is defined as a <CHARACTER RESPONSE DATA> element.

Returns the current alarm status:

PRESENT: An alarm has occurred in the last second.

ABSENT: No alarm has occurred in the last second.

INACTIVE: No test result available.

Example(s)

FETC:DATA:TEL:OTN:ALAR:PHYS:GLOB:CURR? LOL

See Also

FETCh:DATA:TELecom:OTN:ERRor:PHYSical:GLOBal:HISTory?

:FETCh:DATA:TELecom:OTN:ALARm:PHYSical:GLOBal:HISTory?

Description

This query returns the history status of OTL (global) alarm.

At *RST condition, this value is device dependent.

Navigation Path: Results > Alarms/Errors > OTL > Alarms

Syntax

:FETCh:DATA:TELecom:OTN:ALARm:PHYSical:GLOBal:HISTory? <wsp><Alarm>

Parameter(s)

Alarm:

The program data syntax for the first parameter is defined as a <CHARACTER PROGRAM DATA> element.

Selects the alarm:

LOF

LOL

LOR

OOF

OOR

Response Syntax

<History>

Response(s)

History:

The response data syntax for the first parameter is defined as a <CHARACTER RESPONSE DATA> element.

Returns the history alarm status:

PRESENT: At least one alarm has occurred during the test.

ABSENT: No alarm has occurred during the test.

INACTIVE: No test result available.

Example(s)

FETC:DATA:TEL:OTN:ALAR:PHYS:GLOB:HIST? LOL

See Also

FETCh:DATA:TELecom:OTN:ERRor:PHYSical:GLOBal:CURRent?

:FETCh:DATA:TELecom:OTN:ALARm:PHYSical:GLOBal:SEConds?

Description	This query returns the number of seconds within which OTL (global) alarm occurred. At *RST condition, this value is device dependent. Navigation Path: Results > Alarms/Errors > OTL > Alarms
Syntax	:FETCh:DATA:TELecom:OTN:ALARm:PHYSical:GLOBal:SEConds? <wsp><Alarm>
Parameter(s)	**Alarm**: The program data syntax for the first parameter is defined as a <CHARACTER PROGRAM DATA> element. Selects the alarm: LOF LOL LOR OOF OOR
Response Syntax	<Seconds>
Response(s)	**Seconds**: The response data syntax for the first parameter is defined as a <NR1 NUMERIC RESPONSE DATA> element. Returns the number of seconds in alarm.
Example(s)	FETC:DATA:TEL:OTN:ALAR:PHYS:GLOB:SEC? LOL
See Also	FETCh:DATA:TELecom:OTN:ERRor:PHYSical:SEConds?

:FETCh:DATA:TELecom:OTN:ALARm:PHYSical:HISTory?

Description

This query returns the history status of OTL (per lane) alarm.

At *RST condition, this value is device dependent.

Navigation Path: Results > Alarms/Errors > OTL > Alarms

Syntax

:FETCh:DATA:TELecom:OTN:ALARm:PHYSical:HISTory? <wsp><Lane>, <Alarm>

Parameter(s)

Lane:

The program data syntax for the first parameter is defined as a <DECIMAL NUMERIC PROGRAM DATA> element.

Selects the lane for the history status of physical alarm. The range for the virtual lane is from 0 to 19.

Alarm:

The program data syntax for the second parameter is defined as a <CHARACTER PROGRAM DATA> element.

Selects the alarm:

LOF

LOR

OOF

OOR

SKEW: Exc. Skew

Response Syntax

<History>

Response(s)

History:

The response data syntax for the first parameter is defined as a <CHARACTER RESPONSE DATA> element.

Returns the history alarm status:

PRESENT: At least one alarm has occurred during the test.

ABSENT: No alarm has occurred during the test.

INACTIVE: No test result available.

Example(s)

FETC:DATA:TEL:OTN:ALAR:PHYS:HIST? 1, SKEW

FETC:DATA:TEL:OTN:ALAR:PHYS:HIST? 1, LOF

See Also

FETCh:DATA:TELecom:OTN:ERRor:PHYSical:CURRent?

:FETCh:DATA:TELecom:OTN:ALARm:PHYSical:SEConds?

Description

This query returns the number of seconds within which OTL (per lane) alarm occurred.

At *RST condition, this value is device dependent.

Navigation Path: Results > Alarms/Errors > OTL > Alarms

Syntax

:FETCh:DATA:TELecom:OTN:ALARm:PHYSical:SEConds? <wsp><Lane>, <Alarm>

Parameter(s)

Lane:

The program data syntax for the first parameter is defined as a <DECIMAL NUMERIC PROGRAM DATA> element.

Selects the lane for the number of seconds of physical alarm. The range for the virtual lane is from 0 to 19.

Alarm:

The program data syntax for the second parameter is defined as a <CHARACTER PROGRAM DATA> element.

Selects the alarm:

LOF

LOR

OOF

OOR

SKEW: Exc. Skew

Response Syntax

<Seconds>

Response(s)

Seconds:

The response data syntax for the first parameter is defined as a <NR1 NUMERIC RESPONSE DATA> element.

Returns the number of seconds in alarm.

Example(s)

FETC:DATA:TEL:OTN:ALAR:PHYS:SEC? 1, SKEW

FETC:DATA:TEL:OTN:ALAR:PHYS:SEC? 1, OOR

See Also

FETCh:DATA:TELecom:OTN:ERRor:PHYSical:RATE?

:FETCh:DATA:TELecom:OTN:ERRor:FEC:COUNt?

Description

This query returns the count of FEC errors.

At *RST condition, this value is device dependent.

Navigation Path: Results > Alarms/Errors > FEC > Errors

Syntax

:FETCh:DATA:TELecom:OTN:ERRor:FEC:COUNt? <wsp><Error>

Parameter(s)

Error:

The program data syntax for the first parameter is defined as a <CHARACTER PROGRAM DATA> element.

Selects the error:

FCBit: FEC-CORR-BIT

FCCW: FEC-CORR-CW

FCSTRESS: FCSTRESS

FCSYmb: FEC-CORR-SYMB

FUCW: FEC-UNCORR-CW

Response Syntax

<Count>

Response(s)

Count:

The response data syntax for the first parameter is defined as a <NR2 NUMERIC RESPONSE DATA> element.

Returns the count of errors.

Example(s)

SOUR:DATA:TEL:OTN:ERR:FEC:MAN:TYPE FCCW

SOUR:DATA:TEL:OTN:ERR:FEC:AMO 15

SOUR:DATA:TEL:OTN:ERR:FEC:INJ

FETC:DATA:TEL:OTN:ERR:FEC:COUN? FCCW

See Also

FETCh:DATA:TELecom:OTN:ERRor:FEC:CURRent?

:FETCh:DATA:TELecom:OTN:ERRor:FEC:CURRent?

Description

This query returns the current status of FEC error.

At *RST condition, this value is device dependent.

Navigation Path: Results > Alarms/Errors > FEC > Errors

Syntax

:FETCh:DATA:TELecom:OTN:ERRor:FEC:CURRent? <wsp><Error>

Parameter(s)

Error:

The program data syntax for the first parameter is defined as a <CHARACTER PROGRAM DATA> element.

Selects the error:

FCBit: FEC-CORR-BIT

FCCW: FEC-CORR-CW

FCSTRESS: FCSTRESS

FCSYmb: FEC-CORR-SYMB

FUCW: FEC-UNCORR-CW

Response Syntax

<Status>

Response(s)

Status:

The response data syntax for the first parameter is defined as a <CHARACTER RESPONSE DATA> element.

Returns the current error status:

PRESENT: An error has occurred in the last second.

ABSENT: No error has occurred in the last second.

INACTIVE: No test result available.

Example(s)

```
SOUR:DATA:TEL:OTN:ERR:FEC:MAN:TYPE FCCW
SOUR:DATA:TEL:OTN:ERR:FEC:AMO 15
SOUR:DATA:TEL:OTN:ERR:FEC:INJ
FETC:DATA:TEL:OTN:ERR:FEC:CURR? FCCW
```

See Also

FETCh:DATA:TELecom:OTN:ERRor:FEC:HISTory?

:FETCh:DATA:TELecom:OTN:ERRor:FEC:HISTory?

Description

This query returns the history status of FEC error.

At *RST condition, this value is device dependent.

Navigation Path: Results > Alarms/Errors > FEC > Errors

Syntax

:FETCh:DATA:TELecom:OTN:ERRor:FEC:HISTory? <wsp><Error>

Parameter(s)

Error:

The program data syntax for the first parameter is defined as a <CHARACTER PROGRAM DATA> element.

Selects the error:

FCBit: FEC-CORR-BIT

FCCW: FEC-CORR-CW

FCSTRESS: FCSTRESS

FCSYmb: FEC-CORR-SYMB

FUCW: FEC-UNCORR-CW

Response Syntax

<History>

Response(s)

History:

The response data syntax for the first parameter is defined as a <CHARACTER RESPONSE DATA> element.

Returns the history error status:

PRESENT: At least one error has occurred during the test.

ABSENT: No error has occurred during the test.

INACTIVE: No test result available.

Example(s)

SOUR:DATA:TEL:OTN:ERR:FEC:MAN:TYPE FCCW

SOUR:DATA:TEL:OTN:ERR:FEC:AMO 15

SOUR:DATA:TEL:OTN:ERR:FEC:INJ

FETC:DATA:TEL:OTN:ERR:FEC:HIST? FCCW

See Also

FETCh:DATA:TELecom:OTN:ERRor:FEC:CURRent?

:FETCh:DATA:TELecom:OTN:ERRor:FEC:RATE?

Description

This query returns the current rate of FEC error.

At *RST condition, this value is device dependent.

Navigation Path: Results > Alarms/Errors > FEC > Errors

Syntax

:FETCh:DATA:TELecom:OTN:ERRor:FEC:RATE? <wsp><Error>

Parameter(s)

Error:

The program data syntax for the first parameter is defined as a <CHARACTER PROGRAM DATA> element.

Selects the error:

FCBit: FEC-CORR-BIT

FCCW: FEC-CORR-CW

FCSTRESS: FCSTRESS

FCSYmb: FEC-CORR-SYMB

FUCW: FEC-UNCORR-CW

Response Syntax

<Rate>

Response(s)

Rate:

The response data syntax for the first parameter is defined as a <NR3 NUMERIC RESPONSE DATA> element.

Returns the current error rate.

Example(s)

SOUR:DATA:TEL:OTN:ERR:FEC:MAN:TYPE FCCW

SOUR:DATA:TEL:OTN:ERR:FEC:AMO 15

SOUR:DATA:TEL:OTN:ERR:FEC:INJ

FETC:DATA:TEL:OTN:ERR:FEC:RATE? FCCW

See Also

FETCh:DATA:TELecom:OTN:ERRor:FEC:CURRent?

:FETCh:DATA:TELecom:OTN:ERRor:FEC:SEConds?

Description

This query returns the number of seconds within which FEC error occurred.

At *RST condition, this value is device dependent.

Navigation Path: Results > Alarms/Errors > FEC > Errors

Syntax

:FETCh:DATA:TELecom:OTN:ERRor:FEC:SEConds? <wsp><Error>

Parameter(s)

Error:

The program data syntax for the first parameter is defined as a <CHARACTER PROGRAM DATA> element.

Selects the error:

FCBit: FEC-CORR-BIT

FCCW: FEC-CORR-CW

FCSTRESS: FCSTRESS

FCSYmb: FEC-CORR-SYMB

FUCW: FEC-UNCORR-CW

Response Syntax

<Seconds>

Response(s)

Seconds:

The response data syntax for the first parameter is defined as a <NR1 NUMERIC RESPONSE DATA> element.

Returns the number of seconds in error.

Example(s)

SOUR:DATA:TEL:OTN:ERR:FEC:MAN:TYPE FCCW

SOUR:DATA:TEL:OTN:ERR:FEC:AMO 15

SOUR:DATA:TEL:OTN:ERR:FEC:INJ

FETC:DATA:TEL:OTN:ERR:FEC:SEC? FCCW

See Also

FETCh:DATA:TELecom:OTN:ERRor:FEC:CURRent?

:FETCh:DATA:TELecom:OTN:ERRor:ODU[1..n]:COUNt?

Description

TThis query returns the count of ODU errors.

At *RST condition, this value is device dependent.

Navigation Path: Results > Alarms/Errors > ODU > Errors

NOTE: For ODU[1..n], use ODU100 for ODU0, ODU101 for ODUflex, ODU200 for ODUC, ODU300 for ODUCn.

Syntax

:FETCh:DATA:TELecom:OTN:ERRor:ODU[1..n]:COUNt? <wsp><Error>,[<Channel Number or Client ID>]

Parameter(s)

Error:

The program data syntax for the first parameter is defined as a <CHARACTER PROGRAM DATA> element.

Selects the error:

OBIP8: BIP-8

OBEI: BEI

Channel Number or Client ID:

The program data syntax for the second parameter is defined as a <DECIMAL NUMERIC PROGRAM DATA> element.

Optional parameter, applicable to Multi-Channel OTN and FlexO BERT only.

For Multi-Channel OTN, selects the channel number.

For FlexO BERT, selects the client ID.

Response Syntax

<Count>

Response(s)

Count:

The response data syntax for the first parameter is defined as a <NR2 NUMERIC RESPONSE DATA> element.

Returns the count of errors.

Example(s)

FETC:DATA:TEL:OTN:ERR:ODU1:COUN? OBIP8

FETC:DATA:TEL:OTN:ERR:ODU100:COUN? OBIP8, 3

See Also

FETCh:DATA:TELecom:OTN:ERRor:ODU[1..n]:RATE?

:FETCh:DATA:TELecom:OTN:ERRor:ODU[1..n]:CURRent?

Description

This query returns the current status of ODU error.

At *RST condition, this value is device dependent.

Navigation Path: Results > Alarms/Errors > ODU > Errors

NOTE: For ODU[1..n], use ODU100 for ODU0, ODU101 for ODUflex, ODU200 for ODUC, ODU300 for ODUCn.

Syntax

:FETCh:DATA:TELecom:OTN:ERRor:ODU[1..n]:CURRent? <wsp><Error>,[<Channel Number or Client ID>]

Parameter(s)

Error:

The program data syntax for the first parameter is defined as a <CHARACTER PROGRAM DATA> element.

Selects the error:

OBIP8: BIP-8

OBEI: BEI

Channel Number or Client ID:

The program data syntax for the second parameter is defined as a <DECIMAL NUMERIC PROGRAM DATA> element.

Optional parameter, applicable to Multi-Channel OTN and FlexO BERT only.

For Multi-Channel OTN, selects the channel number.

For FlexO BERT, selects the client ID.

Response Syntax

<Current>

Response(s)

Current:

The response data syntax for the first parameter is defined as a <CHARACTER RESPONSE DATA> element.

Returns the current error status:

PRESENT: An error has occurred in the last second.

ABSENT: No error has occurred in the last second.

INACTIVE: No test result available.

Example(s)

FETC:DATA:TEL:OTN:ERR:ODU1:CURR? OBIP8

FETC:DATA:TEL:OTN:ERR:ODU100:CURR? OBIP8, 3

See Also

FETCh:DATA:TELecom:OTN:ERRor:ODU[1..n]:COUNt?

:FETCh:DATA:TELecom:OTN:ERRor:ODU[1..n]:E[1..n]:COUNt?

Description

This query returns the count of ODU1e/2e/3e1/3e2 errors.

At *RST condition, this value is device dependent.

Navigation Path: Results > Alarms/Errors > ODU1e/2e/3e1/3e2 > Errors

NOTE: For :E[1..n]:, use :E: for ODU1e/2e.

Syntax

:FETCh:DATA:TELecom:OTN:ERRor:ODU[1..n]:E[1..n]:COUNt? <wsp><Error>

Parameter(s)

Error:

The program data syntax for the first parameter is defined as a <CHARACTER PROGRAM DATA> element.

Selects the error:

OBIP8: BIP-8

OBEI: BEI

Response Syntax

<Count>

Response(s)

Count:

The response data syntax for the first parameter is defined as a <NR2 NUMERIC RESPONSE DATA> element.

Returns the count of errors.

Example(s)

SOUR:DATA:TEL:OTN:ERR:ODU3:E1:MAN:TYPE OBIP8

SOUR:DATA:TEL:OTN:ERR:ODU3:E1:AMO 15

SOUR:DATA:TEL:OTN:ERR:ODU3:E1:INJ

FETC:DATA:TEL:OTN:ERR:ODU3:E1:COUN? OBIP8

See Also

SOURce:DATA:TELecom:OTN:ERRor:OTU[1..n]:E[1..n]:MANual:TYPE

SOURce:DATA:TELecom:OTN:ERRor:ODU[1..n]:E[1..n]:AMOunt

SOURce:DATA:TELecom:OTN:ERRor:ODU[1..n]:E[1..n]:INJect

:FETCh:DATA:TELecom:OTN:ERRor:ODU[1..n]:E[1..n]:CURRent?

Description

This query returns the current status of ODU1e/2e/3e1/3e2 error.

At *RST condition, this value is device dependent.

Navigation Path: Results > Alarms/Errors > ODU1e/2e/3e1/3e2 > Errors

NOTE: For :E[1..n]:, use :E: for ODU1e/2e.

Syntax

:FETCh:DATA:TELecom:OTN:ERRor:ODU[1..n]:E[1..n]:CURRent? <wsp><Error>

Parameter(s)

Error:

The program data syntax for the first parameter is defined as a <CHARACTER PROGRAM DATA> element.

Selects the error:

OBIP8: BIP-8

OBEI: BEI

Response Syntax

<Current>

Response(s)

Current:

The response data syntax for the first parameter is defined as a <CHARACTER RESPONSE DATA> element.

Returns the current error status:

PRESENT: An error has occurred in the last second.

ABSENT: No error has occurred in the last second.

INACTIVE: No test result available.

Example(s)

```
SOUR:DATA:TEL:OTN:ERR:ODU3:E1:MAN:TYPE OBIP8
SOUR:DATA:TEL:OTN:ERR:ODU3:E1:AMO 15
SOUR:DATA:TEL:OTN:ERR:ODU3:E1:INJ
FETC:DATA:TEL:OTN:ERR:ODU3:E1:CURR? OBIP8
```

See Also

SOURce:DATA:TELecom:OTN:ERRor:OTU[1..n]:E[1..n]:MANual:TYPE

SOURce:DATA:TELecom:OTN:ERRor:ODU[1..n]:E[1..n]:AMOunt

SOURce:DATA:TELecom:OTN:ERRor:ODU[1..n]:E[1..n]:INJect

:FETCh:DATA:TELecom:OTN:ERRor:ODU[1..n]:E[1..n]:HISTory?

Description

This query returns the history status of ODU1e/2e/3e1/3e2 error.

At *RST condition, this value is device dependent.

Navigation Path: Results > Alarms/Errors > ODU1e/2e/3e1/3e2 > Errors

NOTE: For :E[1..n]:, use :E: for ODU1e/2e.

Syntax

:FETCh:DATA:TELecom:OTN:ERRor:ODU[1..n]:E[1..n]:HISTory? <wsp><Error>

Parameter(s)

Error:

The program data syntax for the first parameter is defined as a <CHARACTER PROGRAM DATA> element.

Selects the error:

OBIP8: BIP-8

OBEI: BEI

Response Syntax

<History>

Response(s)

History:

The response data syntax for the first parameter is defined as a <CHARACTER RESPONSE DATA> element.

Returns the history error status:

PRESENT: At least one error has occurred during the test.

ABSENT: No error has occurred during the test.

INACTIVE: No test result available.

Example(s)

SOUR:DATA:TEL:OTN:ERR:ODU3:E1:MAN:TYPE OBIP8

SOUR:DATA:TEL:OTN:ERR:ODU3:E1:AMO 15

SOUR:DATA:TEL:OTN:ERR:ODU3:E1:INJ

FETC:DATA:TEL:OTN:ERR:ODU3:E1:HIST? OBIP8

See Also

SOURce:DATA:TELecom:OTN:ERRor:ODU[1..n]:E[1..n]:MANual:TYPE

SOURce:DATA:TELecom:OTN:ERRor:ODU[1..n]:E[1..n]:AMOunt

SOURce:DATA:TELecom:OTN:ERRor:ODU[1..n]:E[1..n]:INJect

:FETCh:DATA:TELecom:OTN:ERRor:ODU[1..n]:E[1..n]:RATE?

Description

This query returns the current rate of ODU1e/2e/3e1/3e2 error.

At *RST condition, this value is device dependent.

Navigation Path: Results > Alarms/Errors > ODU1e/2e/3e1/3e2 > Errors

NOTE: For :E[1..n]:, use :E: for ODU1e/2e.

Syntax

:FETCh:DATA:TELecom:OTN:ERRor:ODU[1..n]:E[1..n]:RATE? <wsp><Error>

Parameter(s)

Error:

The program data syntax for the first parameter is defined as a <CHARACTER PROGRAM DATA> element.

Selects the error:

OBIP8: BIP-8

OBEI: BEI

Response Syntax

<Rate>

Response(s)

Rate:

The response data syntax for the first parameter is defined as a <NR3 NUMERIC RESPONSE DATA> element.

Returns the current error rate.

Example(s)

SOUR:DATA:TEL:OTN:ERR:ODU3:E1:MAN:TYPE OBIP8

SOUR:DATA:TEL:OTN:ERR:ODU3:E1:AMO 15

SOUR:DATA:TEL:OTN:ERR:ODU3:E1:INJ

FETC:DATA:TEL:OTN:ERR:ODU3:E1:RATE? OBIP8

See Also

SOURce:DATA:TELecom:OTN:ERRor:OTU[1..n]:E[1..n]:MANual:TYPE

SOURce:DATA:TELecom:OTN:ERRor:ODU[1..n]:E[1..n]:AMOunt

SOURce:DATA:TELecom:OTN:ERRor:ODU[1..n]:E[1..n]:INJect

:FETCh:DATA:TELecom:OTN:ERRor:ODU[1..n]:E[1..n]:SECond s?

Description

This query returns the number of seconds within which ODU1e/2e/3e1/3e2 error occurred.

At *RST condition, this value is device dependent.

Navigation Path: Results > Alarms/Errors > ODU1e/2e/3e1/3e2 > Errors

NOTE: For :E[1..n]:, use :E: for ODU1e/2e.

Syntax

:FETCh:DATA:TELecom:OTN:ERRor:ODU[1..n]:E[1..n]:SEConds? <wsp><Error>

Parameter(s)

Error:

The program data syntax for the first parameter is defined as a <CHARACTER PROGRAM DATA> element.

Selects the error:

OBIP8: BIP-8

OBEI: BEI

Response Syntax

<Seconds>

Response(s)

Seconds:

The response data syntax for the first parameter is defined as a <NR1 NUMERIC RESPONSE DATA> element.

Returns the number of seconds in error.

Example(s)

SOUR:DATA:TEL:OTN:ERR:ODU3:E1:MAN:TYPE OBIP8

SOUR:DATA:TEL:OTN:ERR:ODU3:E1:AMO 15

SOUR:DATA:TEL:OTN:ERR:ODU3:E1:INJ

FETC:DATA:TEL:OTN:ERR:ODU3:E1:SEC? OBIP8

See Also

SOURce:DATA:TELecom:OTN:ERRor:OTU[1..n]:E[1..n]:MANual:TYPE

SOURce:DATA:TELecom:OTN:ERRor:ODU[1..n]:E[1..n]:AMOunt

SOURce:DATA:TELecom:OTN:ERRor:ODU[1..n]:E[1..n]:INJect

:FETCh:DATA:TELecom:OTN:ERRor:ODU[1..n]:E[1..n]:TCM[1..n]:COUNt?

Description

This query returns the count of ODU1e/2e/3e1/3e2 TCM errors.

At *RST condition, this value is device dependent.

Navigation Path: Results > Alarms/Errors > ODU1e/2e/3e1/3e2 TCM > Errors

NOTE: For :E[1..n]:, use :E: for ODU1e/2e.

Syntax

:FETCh:DATA:TELecom:OTN:ERRor:ODU[1..n]:E[1..n]:TCM[1..n]:COUNt? <wsp><Error>

Parameter(s)

Error:

The program data syntax for the first parameter is defined as a <CHARACTER PROGRAM DATA> element.

Selects the error:

TBIP8: BIP-8

TBEI: BEI

Response Syntax

<Count>

Response(s)

Count:

The response data syntax for the first parameter is defined as a <NR2 NUMERIC RESPONSE DATA> element.

Returns the count of errors.

Example(s)

```
SOUR:DATA:TEL:OTN:ERR:ODU3:E1:MAN:TYPE OBIP8
SOUR:DATA:TEL:OTN:ERR:ODU3:E1:AMO 15
SOUR:DATA:TEL:OTN:ERR:ODU3:E1:INJ
FETC:DATA:TEL:OTN:ERR:ODU3:E1:TCM1:COUN? TBIP8
```

See Also

SOURce:DATA:TELecom:OTN:ERRor:ODU[1..n]:E[1..n]:MANual:TYPE

SOURce:DATA:TELecom:OTN:ERRor:ODU[1..n]:E[1..n]:AMOunt

SOURce:DATA:TELecom:OTN:ERRor:ODU[1..n]:E[1..n]:INJect

:FETCh:DATA:TELecom:OTN:ERRor:ODU[1..n]:E[1..n]:TCM[1..n]:CURRent?

Description

This query returns the current status of ODU1e/2e/3e1/3e2 TCM error.

At *RST condition, this value is device dependent.

Navigation Path: Results > Alarms/Errors > ODU1e/2e/3e1/3e2 TCM > Errors

NOTE: For :E[1..n]:, use :E: for ODU1e/2e.

Syntax

:FETCh:DATA:TELecom:OTN:ERRor:ODU[1..n]:E[1..n]:TCM[1..n]:CURRent? <wsp><Error>

Parameter(s)

Error:

The program data syntax for the first parameter is defined as a <CHARACTER PROGRAM DATA> element.

Selects the error:

TBIP8: BIP-8

TBEI: BEI

Response Syntax

<Current>

Response(s)

Current:

The response data syntax for the first parameter is defined as a <CHARACTER RESPONSE DATA> element.

Returns the current error status:

PRESENT: An error has occurred in the last second.

ABSENT: No error has occurred in the last second.

INACTIVE: No test result available.

Example(s)

SOUR:DATA:TEL:OTN:ERR:ODU3:E1:MAN:TYPE OBIP8

SOUR:DATA:TEL:OTN:ERR:ODU3:E1:AMO 15

SOUR:DATA:TEL:OTN:ERR:ODU3:E1:INJ

FETC:DATA:TEL:OTN:ERR:ODU3:E1:TCM1:CURR? TBIP8

See Also

SOURce:DATA:TELecom:OTN:ERRor:ODU[1..n]:E[1..n]:MANual:TYPE

SOURce:DATA:TELecom:OTN:ERRor:ODU[1..n]:E[1..n]:AMOunt

SOURce:DATA:TELecom:OTN:ERRor:ODU[1..n]:E[1..n]:INJect

:FETCh:DATA:TELecom:OTN:ERRor:ODU[1..n]:E[1..n]:TCM[1..n]:HISTory?

Description

This query returns the history status of ODU1e/2e/3e1/3e2 TCM error.

At *RST condition, this value is device dependent.

Navigation Path: Results > Alarms/Errors > ODU1e/2e/3e1/3e2 TCM > Errors

NOTE: For :E[1..n]:, use :E: for ODU1e/2e.

Syntax

:FETCh:DATA:TELecom:OTN:ERRor:ODU[1..n]:E[1..n]:TCM[1..n]:HISTory? <wsp><Error>

Parameter(s)

Error:

The program data syntax for the first parameter is defined as a <CHARACTER PROGRAM DATA> element.

Selects the error:

TBIP8: BIP-8

TBEI: BEI

Response Syntax

<History>

Response(s)

History:

The response data syntax for the first parameter is defined as a <CHARACTER RESPONSE DATA> element.

Returns the history error status:

PRESENT: At least one error has occurred during the test.

ABSENT: No error has occurred during the test.

INACTIVE: No test result available.

Example(s)

SOUR:DATA:TEL:OTN:ERR:ODU3:E1:MAN:TYPE OBIP8

SOUR:DATA:TEL:OTN:ERR:ODU3:E1:AMO 15

SOUR:DATA:TEL:OTN:ERR:ODU3:E1:INJ

FETC:DATA:TEL:OTN:ERR:ODU3:E1:TCM1:HIST? TBIP8

See Also

SOURce:DATA:TELecom:OTN:ERRor:ODU[1..n]:E[1..n]:MANual:TYPE

SOURce:DATA:TELecom:OTN:ERRor:ODU[1..n]:E[1..n]:AMOunt

SOURce:DATA:TELecom:OTN:ERRor:ODU[1..n]:E[1..n]:INJect

:FETCh:DATA:TELecom:OTN:ERRor:ODU[1..n]:E[1..n]:TCM[1..n]:RATE?

Description

This query returns the current rate of ODU1e/2e/3e1/3e2 TCM error.

At *RST condition, this value is device dependent.

Navigation Path: Results > Alarms/Errors > ODU1e/2e/3e1/3e2 TCM > Errors

NOTE: For :E[1..n]:, use :E: for ODU1e/2e.

Syntax

:FETCh:DATA:TELecom:OTN:ERRor:ODU[1..n]:E[1..n]:TCM[1..n]:RATE? <wsp><Error>

Parameter(s)

Error:

The program data syntax for the first parameter is defined as a <CHARACTER PROGRAM DATA> element.

Selects the error:

TBIP8: BIP-8

TBEI: BEI

Response Syntax

<Rate>

Response(s)

Rate:

The response data syntax for the first parameter is defined as a <NR3 NUMERIC RESPONSE DATA> element.

Returns the current error rate.

Example(s)

SOUR:DATA:TEL:OTN:ERR:ODU3:E1:MAN:TYPE OBIP8

SOUR:DATA:TEL:OTN:ERR:ODU3:E1:AMO 15

SOUR:DATA:TEL:OTN:ERR:ODU3:E1:INJ

FETC:DATA:TEL:OTN:ERR:ODU3:E1:TCM1:RATE? TBIP8

See Also

SOURce:DATA:TELecom:OTN:ERRor:ODU[1..n]:E[1..n]:MANual:TYPE

SOURce:DATA:TELecom:OTN:ERRor:ODU[1..n]:E[1..n]:AMOunt

SOURce:DATA:TELecom:OTN:ERRor:ODU[1..n]:E[1..n]:INJect

:FETCh:DATA:TELecom:OTN:ERRor:ODU[1..n]:E[1..n]:TCM[1..n]:SEConds?

Description

This query returns the number of seconds within which ODU1e/2e/3e1/3e2 TCM error occurred.

At *RST condition, this value is device dependent.

Navigation Path: Results > Alarms/Errors > ODU1e/2e/3e1/3e2 TCM > Errors

NOTE: For :E[1..n]:, use :E: for ODU1e/2e.

Syntax

:FETCh:DATA:TELecom:OTN:ERRor:ODU[1..n]:E[1..n]:TCM[1..n]:SEConds? <wsp><Error>

Parameter(s)

Error:

The program data syntax for the first parameter is defined as a <CHARACTER PROGRAM DATA> element.

Selects the error:

TBIP8: BIP-8

TBEI: BEI

Response Syntax

<Seconds>

Response(s)

Seconds:

The response data syntax for the first parameter is defined as a <NR1 NUMERIC RESPONSE DATA> element.

Returns the number of seconds in error.

Example(s)

SOUR:DATA:TEL:OTN:ERR:ODU3:E1:MAN:TYPE OBIP8

SOUR:DATA:TEL:OTN:ERR:ODU3:E1:AMO 15

SOUR:DATA:TEL:OTN:ERR:ODU3:E1:INJ

FETC:DATA:TEL:OTN:ERR:ODU3:E1:TCM1:SEC? TBIP8

See Also

SOURce:DATA:TELecom:OTN:ERRor:ODU[1..n]:E[1..n]:MANual:TYPE

SOURce:DATA:TELecom:OTN:ERRor:ODU[1..n]:E[1..n]:AMOunt

SOURce:DATA:TELecom:OTN:ERRor:ODU[1..n]:E[1..n]:INJect

:FETCh:DATA:TELecom:OTN:ERRor:ODU[1..n]:F:COUNt?

Description

This query returns the count of ODU1f/2f errors.

At *RST condition, this value is device dependent.

Navigation Path: Results > Alarms/Errors > ODU1f/2f > Errors

Syntax

:FETCh:DATA:TELecom:OTN:ERRor:ODU[1..n]:F:COUNt? <wsp><Error>

Parameter(s)

Error:

The program data syntax for the first parameter is defined as a <CHARACTER PROGRAM DATA> element.

Selects the error:

OBEI: BEI

OBIP8: BIP-8

Response Syntax

<Count>

Response(s)

Count:

The response data syntax for the first parameter is defined as a <NR2 NUMERIC RESPONSE DATA> element.

Returns the count of errors.

Example(s)

SOUR:DATA:TEL:OTN:ERR:ODU1:F:MAN:TYPE OBIP8

SOUR:DATA:TEL:OTN:ERR:ODU1:F:AMO 15

SOUR:DATA:TEL:OTN:ERR:ODU1:F:INJ

FETC:DATA:TEL:OTN:ERR:ODU1:F:COUN? OBIP8

See Also

SOURce:DATA:TELecom:OTN:ERRor:OTU[1..n]:E[1..n]:MANual:TYPE

SOURce:DATA:TELecom:OTN:ERRor:ODU[1..n]:E[1..n]:AMOunt

SOURce:DATA:TELecom:OTN:ERRor:ODU[1..n]:E[1..n]:INJect

:FETCh:DATA:TELecom:OTN:ERRor:ODU[1..n]:F:CURRent?

Description

This query returns the current status of ODU1f/2f error.

At *RST condition, this value is device dependent.

Navigation Path: Results > Alarms/Errors > ODU1f/2f > Errors

Syntax

:FETCh:DATA:TELecom:OTN:ERRor:ODU[1..n]:F:CURRent? <wsp><Error>

Parameter(s)

Error:

The program data syntax for the first parameter is defined as a <CHARACTER PROGRAM DATA> element.

Selects the error:

OBEI: BEI

OBIP8: BIP-8

Response Syntax

<Current>

Response(s)

Current:

The response data syntax for the first parameter is defined as a <CHARACTER RESPONSE DATA> element.

Returns the current error status:

PRESENT: An error has occurred in the last second.

ABSENT: No error has occurred in the last second.

INACTIVE: No test result available.

Example(s)

SOUR:DATA:TEL:OTN:ERR:ODU1:F:MAN:TYPE OBIP8

SOUR:DATA:TEL:OTN:ERR:ODU1:F:AMO 15

SOUR:DATA:TEL:OTN:ERR:ODU1:F:INJ

FETC:DATA:TEL:OTN:ERR:ODU1:F:CURR? OBIP8

See Also

SOURce:DATA:TELecom:OTN:ERRor:OTU[1..n]:E[1..n]:MANual:TYPE

SOURce:DATA:TELecom:OTN:ERRor:ODU[1..n]:E[1..n]:AMOunt

SOURce:DATA:TELecom:OTN:ERRor:ODU[1..n]:E[1..n]:INJect

:FETCh:DATA:TELecom:OTN:ERRor:ODU[1..n]:F:HISTory?

Description

This query returns the history status of ODU1f/2f error.

At *RST condition, this value is device dependent.

Navigation Path: Results > Alarms/Errors > ODU1f/2f > Errors

Syntax

:FETCh:DATA:TELecom:OTN:ERRor:ODU[1..n]:F:HISTory? <wsp><Error>

Parameter(s)

Error:

The program data syntax for the first parameter is defined as a <CHARACTER PROGRAM DATA> element.

Selects the error:

OBEI: BEI

OBIP8: BIP-8

Response Syntax

<History>

Response(s)

History:

The response data syntax for the first parameter is defined as a <CHARACTER RESPONSE DATA> element.

Returns the history error status:

PRESENT: At least one error has occurred during the test.

ABSENT: No error has occurred during the test.

INACTIVE: No test result available.

Example(s)

```
SOUR:DATA:TEL:OTN:ERR:ODU1:F:MAN:TYPE OBIP8
SOUR:DATA:TEL:OTN:ERR:ODU1:F:AMO 15
SOUR:DATA:TEL:OTN:ERR:ODU1:F:INJ
FETC:DATA:TEL:OTN:ERR:ODU1:F:HIST? OBIP8
```

See Also

SOURce:DATA:TELecom:OTN:ERRor:ODU[1..n]:E[1..n]:MANual:TYPE

SOURce:DATA:TELecom:OTN:ERRor:ODU[1..n]:E[1..n]:AMOunt

SOURce:DATA:TELecom:OTN:ERRor:ODU[1..n]:E[1..n]:INJect

:FETCh:DATA:TELecom:OTN:ERRor:ODU[1..n]:F:RATE?

Description

This query returns the current rate of ODU1f/2f error.

At *RST condition, this value is device dependent.

Navigation Path: Results > Alarms/Errors > ODU1f/2f > Errors

Syntax

:FETCh:DATA:TELecom:OTN:ERRor:ODU[1..n]:F:RATE? <wsp><Error>

Parameter(s)

Error:

The program data syntax for the first parameter is defined as a <CHARACTER PROGRAM DATA> element.

Selects the error:

OBEI: BEI

OBIP8: BIP-8

Response Syntax

<Rate>

Response(s)

Rate:

The response data syntax for the first parameter is defined as a <NR3 NUMERIC RESPONSE DATA> element.

Returns the current error rate.

Example(s)

SOUR:DATA:TEL:OTN:ERR:ODU1:F:MAN:TYPE OBIP8

SOUR:DATA:TEL:OTN:ERR:ODU1:F:AMO 15

SOUR:DATA:TEL:OTN:ERR:ODU1:F:INJ

FETC:DATA:TEL:OTN:ERR:ODU1:F:RATE? OBIP8

See Also

SOURce:DATA:TELecom:OTN:ERRor:OTU[1..n]:E[1..n]:MANual:TYPE

SOURce:DATA:TELecom:OTN:ERRor:ODU[1..n]:E[1..n]:AMOunt

SOURce:DATA:TELecom:OTN:ERRor:ODU[1..n]:E[1..n]:INJect

:FETCh:DATA:TELecom:OTN:ERRor:ODU[1..n]:F:SEConds?

Description

This query returns the number of seconds within which ODU1f/2f error occurred.

At *RST condition, this value is device dependent.

Navigation Path: Results > Alarms/Errors > ODU1f/2f > Errors

Syntax

:FETCh:DATA:TELecom:OTN:ERRor:ODU[1..n]:F:SEConds? <wsp><Error>

Parameter(s)

Error:

The program data syntax for the first parameter is defined as a <CHARACTER PROGRAM DATA> element.

Selects the error:

OBEI: BEI

OBIP8: BIP-8

Response Syntax

<Seconds>

Response(s)

Seconds:

The response data syntax for the first parameter is defined as a <NR1 NUMERIC RESPONSE DATA> element.

Returns the number of seconds in error.

Example(s)

```
SOUR:DATA:TEL:OTN:ERR:ODU1:F:MAN:TYPE OBIP8
SOUR:DATA:TEL:OTN:ERR:ODU1:F:AMO 15
SOUR:DATA:TEL:OTN:ERR:ODU1:F:INJ
FETC:DATA:TEL:OTN:ERR:ODU1:F:SEC? OBIP8
```

See Also

SOURce:DATA:TELecom:OTN:ERRor:OTU[1..n]:E[1..n]:MANual:TYPE

SOURce:DATA:TELecom:OTN:ERRor:ODU[1..n]:E[1..n]:AMOunt

SOURce:DATA:TELecom:OTN:ERRor:ODU[1..n]:E[1..n]:INJect

:FETCh:DATA:TELecom:OTN:ERRor:ODU[1..n]:F:TCM[1..n]:COUNt?

Description

This query returns the count of ODU1f/2f TCM errors.

At *RST condition, this value is device dependent.

Navigation Path: Results > Alarms/Errors > ODU1f/2f TCM > Errors

Syntax

:FETCh:DATA:TELecom:OTN:ERRor:ODU[1..n]:F:TCM[1..n]:COUNt? <wsp><Error>

Parameter(s)

Error:

The program data syntax for the first parameter is defined as a <CHARACTER PROGRAM DATA> element.

Selects the error:

TBEI: BEI

TBIP8: BIP-8

Response Syntax

<Count>

Response(s)

Count:

The response data syntax for the first parameter is defined as a <NR2 NUMERIC RESPONSE DATA> element.

Returns the count of errors.

Example(s)

SOUR:DATA:TEL:OTN:ERR:ODU1:F:MAN:TYPE OBIP8

SOUR:DATA:TEL:OTN:ERR:ODU1:F:AMO 15

SOUR:DATA:TEL:OTN:ERR:ODU1:F:INJ

FETC:DATA:TEL:OTN:ERR:ODU1:F:TCM1:COUN? TBIP8

See Also

SOURce:DATA:TELecom:OTN:ERRor:ODU[1..n]:E[1..n]:MANual:TYPE

SOURce:DATA:TELecom:OTN:ERRor:ODU[1..n]:E[1..n]:AMOunt

SOURce:DATA:TELecom:OTN:ERRor:ODU[1..n]:E[1..n]:INJect

:FETCh:DATA:TELecom:OTN:ERRor:ODU[1..n]:F:TCM[1..n]:CURRent?

Description

This query returns the current status of ODU1f/2f TCM error.

At *RST condition, this value is device dependent.

Navigation Path: Results > Alarms/Errors > ODU1f/2f TCM > Errors

Syntax

:FETCh:DATA:TELecom:OTN:ERRor:ODU[1..n]:F:TCM[1..n]:CURRent? <wsp><Error>

Parameter(s)

Error:

The program data syntax for the first parameter is defined as a <CHARACTER PROGRAM DATA> element.

Selects the error:

TBEI: BEI

TBIP8: BIP-8

Response Syntax

<Current>

Response(s)

Current:

The response data syntax for the first parameter is defined as a <CHARACTER RESPONSE DATA> element.

Returns the current error status:

PRESENT: An error has occurred in the last second.

ABSENT: No error has occurred in the last second.

INACTIVE: No test result available.

Example(s)

```
SOUR:DATA:TEL:OTN:ERR:ODU1:F:MAN:TYPE OBIP8
SOUR:DATA:TEL:OTN:ERR:ODU1:F:AMO 15
SOUR:DATA:TEL:OTN:ERR:ODU1:F:INJ
FETC:DATA:TEL:OTN:ERR:ODU1:F:TCM1:CURR? TBIP8
```

See Also

SOURce:DATA:TELecom:OTN:ERRor:ODU[1..n]:E[1..n]:MANual:TYPE

SOURce:DATA:TELecom:OTN:ERRor:ODU[1..n]:E[1..n]:AMOunt

SOURce:DATA:TELecom:OTN:ERRor:ODU[1..n]:E[1..n]:INJect

:FETCh:DATA:TELecom:OTN:ERRor:ODU[1..n]:F:TCM[1..n]:HISTory?

Description

This query returns the history status of ODU1f/2f TCM error.

At *RST condition, this value is device dependent.

Navigation Path: Results > Alarms/Errors > ODU1f/2f TCM > Errors

Syntax

:FETCh:DATA:TELecom:OTN:ERRor:ODU[1..n]:F:TCM[1..n]:HISTory? <wsp><Error>

Parameter(s)

Error:

The program data syntax for the first parameter is defined as a <CHARACTER PROGRAM DATA> element.

Selects the error:

TBEI: BEI

TBIP8: BIP-8

Response Syntax

<History>

Response(s)

History:

The response data syntax for the first parameter is defined as a <CHARACTER RESPONSE DATA> element.

Returns the history error status:

PRESENT: At least one error has occurred during the test.

ABSENT: No error has occurred during the test.

INACTIVE: No test result available.

Example(s)

SOUR:DATA:TEL:OTN:ERR:ODU1:F:MAN:TYPE OBIP8

SOUR:DATA:TEL:OTN:ERR:ODU1:F:AMO 15

SOUR:DATA:TEL:OTN:ERR:ODU1:F:INJ

FETC:DATA:TEL:OTN:ERR:ODU1:F:TCM1:HIST? TBIP8

See Also

SOURce:DATA:TELecom:OTN:ERRor:ODU[1..n]:E[1..n]:MANual:TYPE

SOURce:DATA:TELecom:OTN:ERRor:ODU[1..n]:E[1..n]:AMOunt

SOURce:DATA:TELecom:OTN:ERRor:ODU[1..n]:E[1..n]:INJect

:FETCh:DATA:TELecom:OTN:ERRor:ODU[1..n]:F:TCM[1..n]:RATE?

Description

This query returns the current rate of ODU1f/2f TCM error.

At *RST condition, this value is device dependent.

Navigation Path: Results > Alarms/Errors > ODU1f/2f TCM > Errors

Syntax

:FETCh:DATA:TELecom:OTN:ERRor:ODU[1..n]:F:TCM[1..n]:RATE? <wsp><Error>

Parameter(s)

Error:

The program data syntax for the first parameter is defined as a <CHARACTER PROGRAM DATA> element.

Selects the error:

TBEI: BEI

TBIP8: BIP-8

Response Syntax

<Rate>

Response(s)

Rate:

The response data syntax for the first parameter is defined as a <NR3 NUMERIC RESPONSE DATA> element.

Returns the current error rate.

Example(s)

SOUR:DATA:TEL:OTN:ERR:ODU1:F:MAN:TYPE OBIP8

SOUR:DATA:TEL:OTN:ERR:ODU1:F:AMO 15

SOUR:DATA:TEL:OTN:ERR:ODU1:F:INJ

FETC:DATA:TEL:OTN:ERR:ODU1:F:TCM1:RATE? TBIP8

See Also

SOURce:DATA:TELecom:OTN:ERRor:ODU[1..n]:E[1..n]:MANual:TYPE

SOURce:DATA:TELecom:OTN:ERRor:ODU[1..n]:E[1..n]:AMOunt

SOURce:DATA:TELecom:OTN:ERRor:ODU[1..n]:E[1..n]:INJect

:FETCh:DATA:TELecom:OTN:ERRor:ODU[1..n]:F:TCM[1..n]:SEConds?

Description

This query returns the number of seconds within which ODU1f/2f TCM error occurred.

At *RST condition, this value is device dependent.

Navigation Path: Results > Alarms/Errors > ODU1f/2f TCM > Errors

Syntax

:FETCh:DATA:TELecom:OTN:ERRor:ODU[1..n]:F:TCM[1..n]:SEConds? <wsp><Error>

Parameter(s)

Error:

The program data syntax for the first parameter is defined as a <CHARACTER PROGRAM DATA> element.

Selects the error:

TBEI: BEI

TBIP8: BIP-8

Response Syntax

<Seconds>

Response(s)

Seconds:

The response data syntax for the first parameter is defined as a <NR1 NUMERIC RESPONSE DATA> element.

Returns the number of seconds in error.

Example(s)

```
SOUR:DATA:TEL:OTN:ERR:ODU1:F:MAN:TYPE OBIP8
SOUR:DATA:TEL:OTN:ERR:ODU1:F:AMO 15
SOUR:DATA:TEL:OTN:ERR:ODU1:F:INJ
FETC:DATA:TEL:OTN:ERR:ODU1:F:TCM1:SEC? TBIP8
```

See Also

SOURce:DATA:TELecom:OTN:ERRor:ODU[1..n]:E[1..n]:MANual:TYPE

SOURce:DATA:TELecom:OTN:ERRor:ODU[1..n]:E[1..n]:AMOunt

SOURce:DATA:TELecom:OTN:ERRor:ODU[1..n]:E[1..n]:INJect

:FETCh:DATA:TELecom:OTN:ERRor:ODU[1..n]:HISTory?

Description

This query returns the history status of ODU error.

At *RST condition, this value is device dependent.

Navigation Path: Results > Alarms/Errors > ODU > Errors

NOTE: For ODU[1..n], use ODU100 for ODU0, ODU101 for ODUflex, ODU200 for ODUC, ODU300 for ODUCn.

Syntax

:FETCh:DATA:TELecom:OTN:ERRor:ODU[1..n]:HISTory? <wsp><Error>,[<Channel Number or Client ID>]

Parameter(s)

Error:

The program data syntax for the first parameter is defined as a <CHARACTER PROGRAM DATA> element.

Selects the error:

OBIP8: BIP-8

OBEI: BEI

Channel Number or Client ID:

The program data syntax for the second parameter is defined as a <DECIMAL NUMERIC PROGRAM DATA> element.

Optional parameter, applicable to Multi-Channel OTN and FlexO BERT only.

For Multi-Channel OTN, selects the channel number.

For FlexO BERT, selects the client ID.

Response Syntax

<History>

Response(s)

History:

The response data syntax for the first parameter is defined as a <CHARACTER RESPONSE DATA> element.

Returns the history error status:

PRESENT: At least one error has occurred during the test.

ABSENT: No error has occurred during the test.

INACTIVE: No test result available.

Example(s)

FETC:DATA:TEL:OTN:ERR:ODU1:HIST? OBIP8

FETC:DATA:TEL:OTN:ERR:ODU100:HIST? OBIP8, 3

See Also

FETCh:DATA:TELecom:OTN:ERRor:ODU[1..n]:SEConds?

:FETCh:DATA:TELecom:OTN:ERRor:ODU[1..n]:RATE?

Description

This query returns the current rate of ODU error.

At *RST condition, this value is device dependent.

Navigation Path: Results > Alarms/Errors > ODU > Errors

NOTE: For ODU[1..n], use ODU100 for ODU0, ODU101 for ODUflex, ODU200 for ODUC, ODU300 for ODUCn.

Syntax

:FETCh:DATA:TELecom:OTN:ERRor:ODU[1..n]:RATE? <wsp><Error>,[<Channel Number or Client ID>]

Parameter(s)

Error:

The program data syntax for the first parameter is defined as a <CHARACTER PROGRAM DATA> element.

Selects the error:

OBIP8: BIP-8

OBEI: BEI

Channel Number or Client ID:

The program data syntax for the second parameter is defined as a <DECIMAL NUMERIC PROGRAM DATA> element.

Optional parameter, applicable to Multi-Channel OTN and FlexO BERT only.

For Multi-Channel OTN, selects the channel number.

For FlexO BERT, selects the client ID.

Response Syntax

<Rate>

Response(s)

Rate:

The response data syntax for the first parameter is defined as a <NR3 NUMERIC RESPONSE DATA> element.

Returns the current error rate.

Example(s)

FETC:DATA:TEL:OTN:ERR:ODU1:RATE? OBIP8

FETC:DATA:TEL:OTN:ERR:ODU100:RATE? OBIP8, 3

See Also

FETCh:DATA:TELecom:OTN:ERRor:ODU[1..n]:COUNt?

:FETCh:DATA:TELecom:OTN:ERRor:ODU[1..n]:SEConds?

Description

This query returns the number of seconds within which ODU error occurred.

At *RST condition, this value is device dependent.

Navigation Path: Results > Alarms/Errors > ODU > Errors

NOTE: For ODU[1..n], use ODU100 for ODU0, ODU101 for ODUflex, ODU200 for ODUC, ODU300 for ODUCn.

Syntax

:FETCh:DATA:TELecom:OTN:ERRor:ODU[1..n]:SEConds? <wsp><Error>,[<Channel Number or Client ID>]

Parameter(s)

Error:

The program data syntax for the first parameter is defined as a <CHARACTER PROGRAM DATA> element.

Selects the error:

OBIP8: BIP-8

OBEI: BEI

Channel Number or Client ID:

The program data syntax for the second parameter is defined as a <DECIMAL NUMERIC PROGRAM DATA> element.

Optional parameter, applicable to Multi-Channel OTN and FlexO BERT only.

For Multi-Channel OTN, selects the channel number.

For FlexO BERT, selects the client ID.

Response Syntax

<Seconds>

Response(s)

Seconds:

The response data syntax for the first parameter is defined as a <NR1 NUMERIC RESPONSE DATA> element.

Returns the number of seconds in error.

Example(s)

FETC:DATA:TEL:OTN:ERR:ODU1:SEC? OBIP8

FETC:DATA:TEL:OTN:ERR:ODU100:SEC? OBIP8, 3

See Also

FETCh:DATA:TELecom:OTN:ERRor:ODU[1..n]:HISTory?

:FETCh:DATA:TELecom:OTN:ERRor:ODU[1..n]:TCM[1..n]:COUNt?

Description

This query returns the count of ODU TCM errors.

At *RST condition, this value is device dependent.

Navigation Path: Results > Alarms/Errors > ODU TCM > Errors

Syntax

:FETCh:DATA:TELecom:OTN:ERRor:ODU[1..n]:TCM[1..n]:COUNt? <wsp><Error>

Parameter(s)

Error:

The program data syntax for the first parameter is defined as a <CHARACTER PROGRAM DATA> element.

Selects the error:

TBEI: BEI

TBIP8: BIP-8

Response Syntax

<Count>

Response(s)

Count:

The response data syntax for the first parameter is defined as a <NR2 NUMERIC RESPONSE DATA> element.

Returns the count of errors.

Example(s)

FETC:DATA:TEL:OTN:ERR:ODU1:TCM1:COUN? TBIP8

See Also

FETCh:DATA:TELecom:OTN:ALARm:ODU[1..n]:TCM[1..n]:SEConds?

:FETCh:DATA:TELecom:OTN:ERRor:ODU[1..n]:TCM[1..n]:CURRent?

Description

This query returns the current status of ODU TCM error.

At *RST condition, this value is device dependent.

Navigation Path: Results > Alarms/Errors > ODU TCM > Errors

Syntax

:FETCh:DATA:TELecom:OTN:ERRor:ODU[1..n]:TCM[1..n]:CURRent? <wsp><Error>

Parameter(s)

Error:

The program data syntax for the first parameter is defined as a <CHARACTER PROGRAM DATA> element.

Selects the error:

TBEI: BEI

TBIP8: BIP-8

Response Syntax

<Current>

Response(s)

Current:

The response data syntax for the first parameter is defined as a <CHARACTER RESPONSE DATA> element.

Returns the current error status:

PRESENT: An error has occurred in the last second.

ABSENT: No error has occurred in the last second.

INACTIVE: No test result available.

Example(s)

FETC:DATA:TEL:OTN:ERR:ODU1:TCM1:CURR? TBIP8

See Also

FETCh:DATA:TELecom:OTN:ALARm:ODU[1..n]:TCM[1..n]:CURRent?

:FETCh:DATA:TELecom:OTN:ERRor:ODU[1..n]:TCM[1..n]:HISTory?

Description

This query returns the history status of ODU TCM error.

At *RST condition, this value is device dependent.

Navigation Path: Results > Alarms/Errors > ODU TCM > Errors

Syntax

:FETCh:DATA:TELecom:OTN:ERRor:ODU[1..n]:TCM[1..n]:HISTory? <wsp><Error>

Parameter(s)

Error:

The program data syntax for the first parameter is defined as a <CHARACTER PROGRAM DATA> element.

Selects the error:

TBEI: BEI

TBIP8: BIP-8

Response Syntax

<History>

Response(s)

History:

The response data syntax for the first parameter is defined as a <CHARACTER RESPONSE DATA> element.

Returns the history error status:

PRESENT: At least one error has occurred during the test.

ABSENT: No error has occurred during the test.

INACTIVE: No test result available.

Example(s)

FETC:DATA:TEL:OTN:ERR:ODU1:TCM1:HIST? TBIP8

See Also

FETCh:DATA:TELecom:OTN:ALARm:ODU[1..n]:TCM[1..n]:HISTory?

:FETCh:DATA:TELecom:OTN:ERRor:ODU[1..n]:TCM[1..n]:RATE?

Description	This query returns the current rate of ODU TCM error. At *RST condition, this value is device dependent. Navigation Path: Results > Alarms/Errors > ODU TCM > Errors
Syntax	:FETCh:DATA:TELecom:OTN:ERRor:ODU[1..n]:TCM[1..n]:RATE? <wsp><Error>
Parameter(s)	**Error**: The program data syntax for the first parameter is defined as a <CHARACTER PROGRAM DATA> element. Selects the error: TBEI: BEI TBIP8: BIP-8
Response Syntax	<Rate>
Response(s)	**Rate**: The response data syntax for the first parameter is defined as a <NR3 NUMERIC RESPONSE DATA> element. Returns the current error rate.
Example(s)	FETC:DATA:TEL:OTN:ERR:ODU1:TCM1:RATE? TBIP8
See Also	FETCh:DATA:TELecom:OTN:ALARm:ODU[1..n]:TCM[1..n]:SEConds?

:FETCh:DATA:TELecom:OTN:ERRor:ODU[1..n]:TCM[1..n]:SEConds?

Description	This query returns the number of seconds within which ODU TCM error occurred. At *RST condition, this value is device dependent. Navigation Path: Results > Alarms/Errors > ODU TCM > Errors
Syntax	:FETCh:DATA:TELecom:OTN:ERRor:ODU[1..n]:TCM[1..n]:SEConds? <wsp><Error>
Parameter(s)	**Error**: The program data syntax for the first parameter is defined as a <CHARACTER PROGRAM DATA> element. Selects the error: TBEI: BEI TBIP8: BIP-8
Response Syntax	<Seconds>
Response(s)	**Seconds**: The response data syntax for the first parameter is defined as a <NR1 NUMERIC RESPONSE DATA> element. Returns the number of seconds in error.
Example(s)	FETC:DATA:TEL:OTN:ERR:ODU1:TCM1:SEC? TBIP8
See Also	FETCh:DATA:TELecom:OTN:ALARm:ODU[1..n]:TCM[1..n]:SEConds?

:FETCh:DATA:TELecom:OTN:ERRor:OPU[1..n]:COUNt?

Description

This query returns the count of OPU / OPU3e1/e2 errors.

At *RST condition, this value is device dependent.

Navigation Path: Results > Alarms/Errors > OPU / OPU3e1/e2 > Errors

NOTE: For OPU[1..n], use OPU100 for OPU0, OPU101 for OPUflex, OPU3 for OPU3e1/e2, OPU200 for OPUC, OPU300 for OPUCn.

Syntax

:FETCh:DATA:TELecom:OTN:ERRor:OPU[1..n]:COUNt? <wsp><Error>

Parameter(s)

Error:

The program data syntax for the first parameter is defined as a <CHARACTER PROGRAM DATA> element.

Selects the error:

OMFI

Response Syntax

<Count>

Response(s)

Count:

The response data syntax for the first parameter is defined as a <NR2 NUMERIC RESPONSE DATA> element.

Returns the count of errors.

Example(s)

FETC:DATA:TEL:OTN:ERR:OPU1:COUNT? OMFI

See Also

FETCh:DATA:TELecom:OTN:ERRor:OPU[1..n]:HISTory?

:FETCh:DATA:TELecom:OTN:ERRor:OPU[1..n]:CURRent?

Description

This query returns the current status of OPU / OPU3e1/e2 error.

At *RST condition, this value is device dependent.

Navigation Path: Results > Alarms/Errors > OPU / OPU3e1/e2 > Errors

NOTE: For OPU[1..n], use OPU100 for OPU0, OPU101 for OPUflex, OPU3 for OPU3e1/e2, OPU200 for OPUC, OPU300 for OPUCn.

Syntax

:FETCh:DATA:TELecom:OTN:ERRor:OPU[1..n]:CURRent? <wsp><Error>

Parameter(s)

Error:

The program data syntax for the first parameter is defined as a <CHARACTER PROGRAM DATA> element.

Selects the error:

OMFI

Response Syntax

<Current>

Response(s)

Current:

The response data syntax for the first parameter is defined as a <CHARACTER RESPONSE DATA> element.

Returns the current error status:

PRESENT: An error has occurred in the last second.

ABSENT: No error has occurred in the last second.

INACTIVE: No test result available.

Example(s)

FETC:DATA:TEL:OTN:ERR:OPU1:CURR? OMFI

See Also

FETCh:DATA:TELecom:OTN:ERRor:OPU[1..n]:HISTory?

:FETCh:DATA:TELecom:OTN:ERRor:OPU[1..n]:HISTory?

Description

This query returns the history status of OPU / OPU3e1/e2 error.

At *RST condition, this value is device dependent.

Navigation Path: Results > Alarms/Errors > OPU / OPU3e1/e2 > Errors

NOTE: For OPU[1..n], use OPU100 for OPU0, OPU101 for OPUflex, OPU3 for OPU3e1/e2, OPU200 for OPUC, OPU300 for OPUCn.

Syntax

:FETCh:DATA:TELecom:OTN:ERRor:OPU[1..n]:HISTory? <wsp><Error>

Parameter(s)

Error:

The program data syntax for the first parameter is defined as a <CHARACTER PROGRAM DATA> element.

Selects the error:

OMFI

Response Syntax

<History>

Response(s)

History:

The response data syntax for the first parameter is defined as a <CHARACTER RESPONSE DATA> element.

Returns the history error status:

PRESENT: At least one error has occurred during the test.

ABSENT: No error has occurred during the test.

INACTIVE: No test result available.

Example(s)

FETC:DATA:TEL:OTN:ERR:OPU1:HIST? OMFI

See Also

FETCh:DATA:TELecom:OTN:ERRor:OPU[1..n]:CURRent?

:FETCh:DATA:TELecom:OTN:ERRor:OPU[1..n]:RATE?

Description

This query returns the current rate of OPU / OPU3e1/e2 error.

At *RST condition, this value is device dependent.

Navigation Path: Results > Alarms/Errors > OPU / OPU3e1/e2 > Errors

NOTE: For OPU[1..n], use OPU100 for OPU0, OPU101 for OPUflex, OPU3 for OPU3e1/e2, OPU200 for OPUC, OPU300 for OPUCn.

Syntax

:FETCh:DATA:TELecom:OTN:ERRor:OPU[1..n]:RATE? <wsp><Error>

Parameter(s)

Error:

The program data syntax for the first parameter is defined as a <CHARACTER PROGRAM DATA> element.

Selects the error:

OMFI

Response Syntax

<Rate>

Response(s)

Rate:

The response data syntax for the first parameter is defined as a <NR3 NUMERIC RESPONSE DATA> element.

Returns the current error rate.

Example(s)

FETC:DATA:TEL:OTN:ERR:OPU1:RATE? OMFI

See Also

FETCh:DATA:TELecom:OTN:ERRor:OPU[1..n]:HISTory?

:FETCh:DATA:TELecom:OTN:ERRor:OPU[1..n]:SEConds?

Description

This query returns the number of seconds within which OPU / OPU3e1/e2 error occurred.

At *RST condition, this value is device dependent.

Navigation Path: Results > Alarms/Errors > OPU / OPU3e1/e2 > Errors

NOTE: For OPU[1..n], use OPU100 for OPU0, OPU101 for OPUflex, OPU3 for OPU3e1/e2, OPU200 for OPUC, OPU300 for OPUCn.

Syntax

:FETCh:DATA:TELecom:OTN:ERRor:OPU[1..n]:SEConds? <wsp><Error>

Parameter(s)

Error:

The program data syntax for the first parameter is defined as a <CHARACTER PROGRAM DATA> element.

Selects the error:

OMFI

Response Syntax

<Seconds>

Response(s)

Seconds:

The response data syntax for the first parameter is defined as a <NR1 NUMERIC RESPONSE DATA> element.

Returns the number of seconds in error.

Example(s)

FETC:DATA:TEL:OTN:ERR:OPU1:SEC? OMFI

See Also

FETCh:DATA:TELecom:OTN:ERRor:OPU[1..n]:HISTory?

:FETCh:DATA:TELecom:OTN:ERRor:OTU[1..n]:COUNt?

Description

This query returns the count of OTU errors.

At *RST condition, this value is device dependent.

Navigation Path: Results > Alarms/Errors > OTU > Errors

NOTE: For OTU[1..n], use OTU200 for OTUC, OTU300 for OTUCn.

Syntax

:FETCh:DATA:TELecom:OTN:ERRor:OTU[1..n]:COUNt? <wsp><Error>

Parameter(s)

Error:

The program data syntax for the first parameter is defined as a <CHARACTER PROGRAM DATA> element.

Selects the error:

FAS

MFAS

OBEI: BEI

OBIP8: BIP-8

Response Syntax

<Count>

Response(s)

Count:

The response data syntax for the first parameter is defined as a <NR2 NUMERIC RESPONSE DATA> element.

Returns the count of errors.

Example(s)

FETC:DATA:TEL:OTN:ERR:OTU3:COUN? OBIP8

See Also

FETCh:DATA:TELecom:OTN:ERRor:OTU[1..n]:CURRent?

:FETCh:DATA:TELecom:OTN:ERRor:OTU[1..n]:CURRent?

Description

This query returns the current status of OTU error.

At *RST condition, this value is device dependent.

Navigation Path: Results > Alarms/Errors > OTU > Errors

NOTE: For OTU[1..n], use OTU200 for OTUC, OTU300 for OTUCn.

Syntax

:FETCh:DATA:TELecom:OTN:ERRor:OTU[1..n]:CURRent? <wsp><Error>

Parameter(s)

Error:

The program data syntax for the first parameter is defined as a <CHARACTER PROGRAM DATA> element.

Selects the error:

FAS

MFAS

OBEI: BEI

OBIP8: BIP-8

Response Syntax

<Current>

Response(s)

Current:

The response data syntax for the first parameter is defined as a <CHARACTER RESPONSE DATA> element.

Returns the current error status:

PRESENT: An error has occurred in the last second.

ABSENT: No error has occurred in the last second.

INACTIVE: No test result available.

Example(s)

FETC:DATA:TEL:OTN:ERR:OTU3:CURR? OBIP8

See Also

FETCh:DATA:TELecom:OTN:ERRor:OTU[1..n]:SEConds?

:FETCh:DATA:TELecom:OTN:ERRor:OTU[1..n]:E[1..n]:COUNt?

Description

This query returns the count of OTU1e/2e/3e1/3e2 errors.

At *RST condition, this value is device dependent.

Navigation Path: Results > Alarms/Errors > OTU1e/2e/3e1/3e2 > Errors

NOTE: For :E[1..n]:, use :E: for OTU1e/2e.

Syntax

:FETCh:DATA:TELecom:OTN:ERRor:OTU[1..n]:E[1..n]:COUNt? <wsp><Error>

Parameter(s)

Error:

The program data syntax for the first parameter is defined as a <CHARACTER PROGRAM DATA> element.

Selects the error:

FAS

MFAS

OBEI: BEI

OBIP8: BIP-8

Response Syntax

<Count>

Response(s)

Count:

The response data syntax for the first parameter is defined as a <NR2 NUMERIC RESPONSE DATA> element.

Returns the count of errors.

Example(s)

SOUR:DATA:TEL:OTN:ERR:OTU3:E1:MAN:TYPE OBIP8

SOUR:DATA:TEL:OTN:ERR:OTU3:E1:AMO 15

SOUR:DATA:TEL:OTN:ERR:OTU3:E1:INJ

FETC:DATA:TEL:OTN:ERR:OTU3:E1:COUN? OBIP8

See Also

SOURce:DATA:TELecom:OTN:ERRor:OTU[1..n]:E[1..n]:MANual:TYPE

SOURce:DATA:TELecom:OTN:ERRor:OTU[1..n]:E[1..n]:AMOunt

SOURce:DATA:TELecom:OTN:ERRor:OTU[1..n]:E[1..n]:INJect

:FETCh:DATA:TELecom:OTN:ERRor:OTU[1..n]:E[1..n]:CURRent?

Description

This query returns the current status of OTU1e/2e/3e1/3e2 error.

At *RST condition, this value is device dependent.

Navigation Path: Results > Alarms/Errors > OTU1e/2e/3e1/3e2 > Errors

NOTE: For :E[1..n]:, use :E: for OTU1e/2e.

Syntax

:FETCh:DATA:TELecom:OTN:ERRor:OTU[1..n]:E[1..n]:CURRent? <wsp><Error>

Parameter(s)

Error:

The program data syntax for the first parameter is defined as a <CHARACTER PROGRAM DATA> element.

Selects the error:

FAS

MFAS

OBEI: BEI

OBIP8: BIP-8

Response Syntax

<Current>

Response(s)

Current:

The response data syntax for the first parameter is defined as a <CHARACTER RESPONSE DATA> element.

Returns the current error status:

PRESENT: An error has occurred in the last second.

ABSENT: No error has occurred in the last second.

INACTIVE: No test result available.

Example(s)

SOUR:DATA:TEL:OTN:ERR:OTU3:E1:MAN:TYPE OBIP8

SOUR:DATA:TEL:OTN:ERR:OTU3:E1:AMO 15

SOUR:DATA:TEL:OTN:ERR:OTU3:E1:INJ

FETC:DATA:TEL:OTN:ERR:OTU3:E1:CURR? OBIP8

See Also

SOURce:DATA:TELecom:OTN:ERRor:OTU[1..n]:E[1..n]:MANual:TYPE

SOURce:DATA:TELecom:OTN:ERRor:OTU[1..n]:E[1..n]:AMOunt

SOURce:DATA:TELecom:OTN:ERRor:OTU[1..n]:E[1..n]:INJect

:FETCh:DATA:TELecom:OTN:ERRor:OTU[1..n]:E[1..n]:HISTory?

Description

This query returns the history status of OTU1e/2e/3e1/3e2 error.

At *RST condition, this value is device dependent.

Navigation Path: Results > Alarms/Errors > OTU1e/2e/3e1/3e2 > Errors

NOTE: For :E[1..n]:, use :E: for OTU1e/2e.

Syntax

:FETCh:DATA:TELecom:OTN:ERRor:OTU[1..n]:E[1..n]:HISTory? <wsp><Error>

Parameter(s)

Error:

The program data syntax for the first parameter is defined as a <CHARACTER PROGRAM DATA> element.

Selects the error:

FAS

MFAS

OBEI: BEI

OBIP8: BIP-8

Response Syntax

<History>

Response(s)

History:

The response data syntax for the first parameter is defined as a <CHARACTER RESPONSE DATA> element.

Returns the history error status:

PRESENT: At least one error has occurred during the test.

ABSENT: No error has occurred during the test.

INACTIVE: No test result available.

Example(s)

```
SOUR:DATA:TEL:OTN:ERR:OTU3:E1:MAN:TYPE OBIP8
SOUR:DATA:TEL:OTN:ERR:OTU3:E1:AMO 15
SOUR:DATA:TEL:OTN:ERR:OTU3:E1:INJ
FETC:DATA:TEL:OTN:ERR:OTU3:E1:HIST? OBIP8
```

See Also

SOURce:DATA:TELecom:OTN:ERRor:OTU[1..n]:E[1..n]:MANual:TYPE

SOURce:DATA:TELecom:OTN:ERRor:OTU[1..n]:E[1..n]:AMOunt

SOURce:DATA:TELecom:OTN:ERRor:OTU[1..n]:E[1..n]:INJect

:FETCh:DATA:TELecom:OTN:ERRor:OTU[1..n]:E[1..n]:RATE?

Description

This query returns the current rate of OTU1e/2e/3e1/3e2 error.

At *RST condition, this value is device dependent.

Navigation Path: Results > Alarms/Errors > OTU1e/2e/3e1/3e2 > Errors

NOTE: For :E[1..n]:, use :E: for OTU1e/2e.

Syntax

:FETCh:DATA:TELecom:OTN:ERRor:OTU[1..n]:E[1..n]:RATE? <wsp><Error>

Parameter(s)

Error:

The program data syntax for the first parameter is defined as a <CHARACTER PROGRAM DATA> element.

Selects the error:

FAS

MFAS

OBEI: BEI

OBIP8: BIP-8

Response Syntax

<Rate>

Response(s)

Rate:

The response data syntax for the first parameter is defined as a <NR3 NUMERIC RESPONSE DATA> element.

Returns the current error rate.

Example(s)

SOUR:DATA:TEL:OTN:ERR:OTU3:E1:MAN:TYPE OBIP8

SOUR:DATA:TEL:OTN:ERR:OTU3:E1:AMO 15

SOUR:DATA:TEL:OTN:ERR:OTU3:E1:INJ

FETC:DATA:TEL:OTN:ERR:OTU3:E1:RATE? OBIP8

See Also

SOURce:DATA:TELecom:OTN:ERRor:OTU[1..n]:E[1..n]:MANual:TYPE

SOURce:DATA:TELecom:OTN:ERRor:OTU[1..n]:E[1..n]:AMOunt

SOURce:DATA:TELecom:OTN:ERRor:OTU[1..n]:E[1..n]:INJect

:FETCh:DATA:TELecom:OTN:ERRor:OTU[1..n]:E[1..n]:SEConds?

Description

This query returns the number of seconds within which OTU1e/2e/3e1/3e2 error occurred.

At *RST condition, this value is device dependent.

Navigation Path: Results > Alarms/Errors > OTU1e/2e/3e1/3e2 > Errors

NOTE: For :E[1..n]:, use :E: for OTU1e/2e.

Syntax

:FETCh:DATA:TELecom:OTN:ERRor:OTU[1..n]:E[1..n]:SEConds? <wsp><Error>

Parameter(s)

Error:

The program data syntax for the first parameter is defined as a <CHARACTER PROGRAM DATA> element.

Selects the error:

FAS

MFAS

OBEI: BEI

OBIP8: BIP-8

Response Syntax

<Seconds>

Response(s)

Seconds:

The response data syntax for the first parameter is defined as a <NR1 NUMERIC RESPONSE DATA> element.

Returns the number of seconds in error.

Example(s)

SOUR:DATA:TEL:OTN:ERR:OTU3:E1:MAN:TYPE OBIP8

SOUR:DATA:TEL:OTN:ERR:OTU3:E1:AMO 15

SOUR:DATA:TEL:OTN:ERR:OTU3:E1:INJ

FETC:DATA:TEL:OTN:ERR:OTU3:E1:SEC? OBIP8

See Also

SOURce:DATA:TELecom:OTN:ERRor:OTU[1..n]:E[1..n]:MANual:TYPE

SOURce:DATA:TELecom:OTN:ERRor:OTU[1..n]:E[1..n]:AMOunt

SOURce:DATA:TELecom:OTN:ERRor:OTU[1..n]:E[1..n]:INJect

:FETCh:DATA:TELecom:OTN:ERRor:OTU[1..n]:F:COUNt?

Description

This query returns the count of OTU1f/2f errors.

At *RST condition, this value is device dependent.

Navigation Path: Results > Alarms/Errors > OTU1f/2f > Errors

Syntax

:FETCh:DATA:TELecom:OTN:ERRor:OTU[1..n]:F:COUNt? <wsp><Error>

Parameter(s)

Error:

The program data syntax for the first parameter is defined as a <CHARACTER PROGRAM DATA> element.

Selects the error:

FAS

MFAS

OBEI: BEI

OBIP8: BIP-8

Response Syntax

<Count>

Response(s)

Count:

The response data syntax for the first parameter is defined as a <NR2 NUMERIC RESPONSE DATA> element.

Returns the count of errors.

Example(s)

SOUR:DATA:TEL:OTN:ERR:OTU1:F:MAN:TYPE OBIP8

SOUR:DATA:TEL:OTN:ERR:OTU1:F:AMO 15

SOUR:DATA:TEL:OTN:ERR:OTU1:F:INJ

FETC:DATA:TEL:OTN:ERR:OTU1:F:COUN? OBIP8

See Also

SOURce:DATA:TELecom:OTN:ERRor:OTU[1..n]:E[1..n]:MANual:TYPE

SOURce:DATA:TELecom:OTN:ERRor:OTU[1..n]:E[1..n]:AMOunt

SOURce:DATA:TELecom:OTN:ERRor:OTU[1..n]:E[1..n]:INJect

:FETCh:DATA:TELecom:OTN:ERRor:OTU[1..n]:F:CURRent?

Description

This query returns the current status of OTU1f/2f error.

At *RST condition, this value is device dependent.

Navigation Path: Results > Alarms/Errors > OTU1f/2f > Errors

Syntax

:FETCh:DATA:TELecom:OTN:ERRor:OTU[1..n]:F:CURRent? <wsp><Error>

Parameter(s)

Error:

The program data syntax for the first parameter is defined as a <CHARACTER PROGRAM DATA> element.

Selects the error:

FAS

MFAS

OBEI: BEI

OBIP8: BIP-8

Response Syntax

<Current>

Response(s)

Current:

The response data syntax for the first parameter is defined as a <CHARACTER RESPONSE DATA> element.

Returns the current error status:

PRESENT: An error has occurred in the last second.

ABSENT: No error has occurred in the last second.

INACTIVE: No test result available.

Example(s)

SOUR:DATA:TEL:OTN:ERR:OTU1:F:MAN:TYPE OBIP8

SOUR:DATA:TEL:OTN:ERR:OTU1:F:AMO 15

SOUR:DATA:TEL:OTN:ERR:OTU1:F:INJ

FETC:DATA:TEL:OTN:ERR:OTU1:F:CURR? OBIP8

See Also

SOURce:DATA:TELecom:OTN:ERRor:OTU[1..n]:E[1..n]:MANual:TYPE

SOURce:DATA:TELecom:OTN:ERRor:OTU[1..n]:E[1..n]:AMOunt

SOURce:DATA:TELecom:OTN:ERRor:OTU[1..n]:E[1..n]:INJect

:FETCh:DATA:TELecom:OTN:ERRor:OTU[1..n]:F:HISTory?

Description

This query returns the history status of OTU1f/2f error.

At *RST condition, this value is device dependent.

Navigation Path: Results > Alarms/Errors > OTU1f/2f > Errors

Syntax

:FETCh:DATA:TELecom:OTN:ERRor:OTU[1..n]:F:HISTory? <wsp><Error>

Parameter(s)

Error:

The program data syntax for the first parameter is defined as a <CHARACTER PROGRAM DATA> element.

Selects the error:

FAS

MFAS

OBEI: BEI

OBIP8: BIP-8

Response Syntax

<History>

Response(s)

History:

The response data syntax for the first parameter is defined as a <CHARACTER RESPONSE DATA> element.

Returns the history error status:

PRESENT: At least one error has occurred during the test.

ABSENT: No error has occurred during the test.

INACTIVE: No test result available.

Example(s)

SOUR:DATA:TEL:OTN:ERR:OTU1:F:MAN:TYPE OBIP8

SOUR:DATA:TEL:OTN:ERR:OTU1:F:AMO 15

SOUR:DATA:TEL:OTN:ERR:OTU1:F:INJ

FETC:DATA:TEL:OTN:ERR:OTU1:F:HIST? OBIP8

See Also

SOURce:DATA:TELecom:OTN:ERRor:OTU[1..n]:E[1..n]:MANual:TYPE

SOURce:DATA:TELecom:OTN:ERRor:OTU[1..n]:E[1..n]:AMOunt

SOURce:DATA:TELecom:OTN:ERRor:OTU[1..n]:E[1..n]:INJect

:FETCh:DATA:TELecom:OTN:ERRor:OTU[1..n]:F:RATE?

Description

This query returns the current rate of OTU1f/2f error.

At *RST condition, this value is device dependent.

Navigation Path: Results > Alarms/Errors > OTU1f/2f > Errors

Syntax

:FETCh:DATA:TELecom:OTN:ERRor:OTU[1..n]:F:RATE? <wsp><Error>

Parameter(s)

Error:

The program data syntax for the first parameter is defined as a <CHARACTER PROGRAM DATA> element.

Selects the error:

FAS

MFAS

OBEI: BEI

OBIP8: BIP-8

Response Syntax

<Rate>

Response(s)

Rate:

The response data syntax for the first parameter is defined as a <NR3 NUMERIC RESPONSE DATA> element.

Returns the current error rate.

Example(s)

SOUR:DATA:TEL:OTN:ERR:OTU1:F:MAN:TYPE OBIP8

SOUR:DATA:TEL:OTN:ERR:OTU1:F:AMO 15

SOUR:DATA:TEL:OTN:ERR:OTU1:F:INJ

FETC:DATA:TEL:OTN:ERR:OTU1:F:RATE? OBIP8

See Also

SOURce:DATA:TELecom:OTN:ERRor:OTU[1..n]:E[1..n]:MANual:TYPE

SOURce:DATA:TELecom:OTN:ERRor:OTU[1..n]:E[1..n]:AMOunt

SOURce:DATA:TELecom:OTN:ERRor:OTU[1..n]:E[1..n]:INJect

:FETCh:DATA:TELecom:OTN:ERRor:OTU[1..n]:F:SEConds?

Description

This query returns the number of seconds within which OTU1f/2f error occurred.

At *RST condition, this value is device dependent.

Navigation Path: Results > Alarms/Errors > OTU1f/2f > Errors

Syntax

:FETCh:DATA:TELecom:OTN:ERRor:OTU[1..n]:F:SEConds? <wsp><Error>

Parameter(s)

Error:

The program data syntax for the first parameter is defined as a <CHARACTER PROGRAM DATA> element.

Selects the error:

FAS

MFAS

OBEI: BEI

OBIP8: BIP-8

Response Syntax

<Seconds>

Response(s)

Seconds:

The response data syntax for the first parameter is defined as a <NR1 NUMERIC RESPONSE DATA> element.

Returns the number of seconds in error.

Example(s)

```
SOUR:DATA:TEL:OTN:ERR:OTU1:F:MAN:TYPE OBIP8
SOUR:DATA:TEL:OTN:ERR:OTU1:F:AMO 15
SOUR:DATA:TEL:OTN:ERR:OTU1:F:INJ
FETC:DATA:TEL:OTN:ERR:OTU1:F:SEC? OBIP8
```

See Also

SOURce:DATA:TELecom:OTN:ERRor:OTU[1..n]:E[1..n]:MANual:TYPE

SOURce:DATA:TELecom:OTN:ERRor:OTU[1..n]:E[1..n]:AMOunt

SOURce:DATA:TELecom:OTN:ERRor:OTU[1..n]:E[1..n]:INJect

:FETCh:DATA:TELecom:OTN:ERRor:OTU[1..n]:HISTory?

Description

This query returns the history status of OTU error.

At *RST condition, this value is device dependent.

Navigation Path: Results > Alarms/Errors > OTU > Errors

NOTE: For OTU[1..n], use OTU200 for OTUC, OTU300 for OTUCn.

Syntax

:FETCh:DATA:TELecom:OTN:ERRor:OTU[1..n]:HISTory? <wsp><Error>

Parameter(s)

Error:

The program data syntax for the first parameter is defined as a <CHARACTER PROGRAM DATA> element.

Selects the error:

FAS

MFAS

OBEI: BEI

OBIP8: BIP-8

Response Syntax

<History>

Response(s)

History:

The response data syntax for the first parameter is defined as a <CHARACTER RESPONSE DATA> element.

Returns the history error status:

PRESENT: At least one error has occurred during the test.

ABSENT: No error has occurred during the test.

INACTIVE: No test result available.

Example(s)

FETC:DATA:TEL:OTN:ERR:OTU3:HIST? OBIP8

See Also

FETCh:DATA:TELecom:OTN:ERRor:OTU[1..n]:CURRent?

:FETCh:DATA:TELecom:OTN:ERRor:OTU[1..n]:RATE?

Description

This query returns the current rate of OTU error.

At *RST condition, this value is device dependent.

Navigation Path: Results > Alarms/Errors > OTU > Errors

NOTE: For OTU[1..n], use OTU200 for OTUC, OTU300 for OTUCn.

Syntax

:FETCh:DATA:TELecom:OTN:ERRor:OTU[1..n]:RATE? <wsp><Error>

Parameter(s)

Error:

The program data syntax for the first parameter is defined as a <CHARACTER PROGRAM DATA> element.

Selects the error:

FAS

MFAS

OBEI: BEI

OBIP8: BIP-8

Response Syntax

<Rate>

Response(s)

Rate:

The response data syntax for the first parameter is defined as a <NR3 NUMERIC RESPONSE DATA> element.

Returns the current error rate.

Example(s)

FETC:DATA:TEL:OTN:ERR:OTU3:RATE? OBIP8

See Also

FETCh:DATA:TELecom:OTN:ERRor:OTU[1..n]:COUNt?

:FETCh:DATA:TELecom:OTN:ERRor:OTU[1..n]:SEConds?

Description

This query returns the number of seconds within which OTU error occurred.

At *RST condition, this value is device dependent.

Navigation Path: Results > Alarms/Errors > OTU > Errors

NOTE: For OTU[1..n], use OTU200 for OTUC, OTU300 for OTUCn.

Syntax

:FETCh:DATA:TELecom:OTN:ERRor:OTU[1..n]:SEConds? <wsp><Error>

Parameter(s)

Error:

The program data syntax for the first parameter is defined as a <CHARACTER PROGRAM DATA> element.

Selects the error:

FAS

MFAS

OBEI: BEI

OBIP8: BIP-8

Response Syntax

<Seconds>

Response(s)

Seconds:

The response data syntax for the first parameter is defined as a <NR1 NUMERIC RESPONSE DATA> element.

Returns the number of seconds in error.

Example(s)

FETC:DATA:TEL:OTN:ERR:OTU3:SEC? OBIP8

See Also

FETCh:DATA:TELecom:OTN:ERRor:OTU[1..n]:CURRent?

:FETCh:DATA:TELecom:OTN:ERRor:PHYSical:COUNt:TOTal?

Description

This query returns the total count of OTL errors.

At *RST condition, this value is device dependent.

Navigation Path: Results > Alarms/Errors > OTL > Errors - Total

Navigation Path: Functions > 40G Advanced > Lanes Mapping & Skew > Error - Total

Syntax

:FETCh:DATA:TELecom:OTN:ERRor:PHYSical:COUNt:TOTal? <wsp><Error>

Parameter(s)

Error:

The program data syntax for the first parameter is defined as a <CHARACTER PROGRAM DATA> element.

Selects the error:

FAS

LLM: Invalid Marker

Response Syntax

<Count>

Response(s)

Count:

The response data syntax for the first parameter is defined as a <NR2 NUMERIC RESPONSE DATA> element.

Returns the count of errors.

Example(s)

FETC:DATA:TEL:OTN:ERR:PHYS:COUN:TOT? FAS

See Also

FETCh:DATA:TELecom:OTN:ERRor:PHYSical:COUNt?

:FETCh:DATA:TELecom:OTN:ERRor:PHYSical:COUNt?

Description

This query returns the count of OTL (per lane) errors.

At *RST condition, this value is device dependent.

Navigation Path: Results > Alarms/Errors > OTL > Errors

Navigation Path: Functions > 40G Advanced > Lanes Mapping & Skew > Error

Syntax

:FETCh:DATA:TELecom:OTN:ERRor:PHYSical:COUNt? <wsp><Lane>, <Error>

Parameter(s)

Lane:

The program data syntax for the first parameter is defined as a <DECIMAL NUMERIC PROGRAM DATA> element.

Selects the lane number.

Error:

The program data syntax for the second parameter is defined as a <CHARACTER PROGRAM DATA> element.

Selects the error:

FAS

LLM: Invalid Marker

Response Syntax

<Count>

Response(s)

Count:

The response data syntax for the first parameter is defined as a <NR2 NUMERIC RESPONSE DATA> element.

Returns the count of errors.

Example(s)

FETC:DATA:TEL:OTN:ERR:PHYS:COUN? 1, FAS

FETC:DATA:TEL:OTN:ERR:PHYS:COUN? 1, LLM

See Also

FETCh:DATA:TELecom:OTN:ERRor:PHYSical:RATE?

:FETCh:DATA:TELecom:OTN:ERRor:PHYSical:CURRent?

Description

This query returns the current status of OTL (per lane) error.

At *RST condition, this value is device dependent.

Navigation Path: Results > Alarms/Errors > OTL > Errors

Navigation Path: Functions > 40G Advanced > Lanes Mapping & Skew > Error

Syntax

:FETCh:DATA:TELecom:OTN:ERRor:PHYSical:CURRent? <wsp><Lane>, <Error>

Parameter(s)

Lane:

The program data syntax for the first parameter is defined as a <DECIMAL NUMERIC PROGRAM DATA> element.

Selects the lane number.

Error:

The program data syntax for the second parameter is defined as a <CHARACTER PROGRAM DATA> element.

Selects the error:

FAS

LLM: Invalid Marker

Response Syntax

<Current>

Response(s)

Current:

The response data syntax for the first parameter is defined as a <CHARACTER RESPONSE DATA> element.

Returns the current error status:

PRESENT: An error has occurred in the last second.

ABSENT: No error has occurred in the last second.

INACTIVE: No test result available.

Example(s)

FETC:DATA:TEL:OTN:ERR:PHYS:CURR? 1, FAS

FETC:DATA:TEL:OTN:ERR:PHYS:CURR? 1, LLM

See Also

FETCh:DATA:TELecom:OTN:ERRor:PHYSical:HIStory?

:FETCh:DATA:TELecom:OTN:ERRor:PHYSical:GLOBal:CURRent?

Description

This query returns the current status of OTL (global) error.

At *RST condition, this value is device dependent.

Navigation Path: Results > Alarms/Errors > OTL > Errors

Syntax

:FETCh:DATA:TELecom:OTN:ERRor:PHYSical:GLOBal:CURRent? <wsp><Error>

Parameter(s)

Error:

The program data syntax for the first parameter is defined as a <CHARACTER PROGRAM DATA> element.

Select the error:

FAS

LLM: Invalid Marker

Response Syntax

<Current>

Response(s)

Current:

The response data syntax for the first parameter is defined as a <CHARACTER RESPONSE DATA> element.

Returns the current error status:

PRESENT: An error has occurred in the last second.

ABSENT: No error has occurred in the last second.

INACTIVE: No test result available.

Example(s)

FETC:DATA:TEL:OTN:ERR:PHYS:GLOB:CURR? FAS

See Also

FETCh:DATA:TELecom:OTN:ERRor:PHYSical:GLOBal:HISTory?

:FETCh:DATA:TELecom:OTN:ERRor:PHYSical:GLOBal:HISTory?

Description

This query returns the history status of OTL (global) error.

At *RST condition, this value is device dependent.

Navigation Path: Results > Alarms/Errors > OTL > Errors

Syntax

:FETCh:DATA:TELecom:OTN:ERRor:PHYSical:GLOBal:HISTory? <wsp><Error>

Parameter(s)

Error:

The program data syntax for the first parameter is defined as a <CHARACTER PROGRAM DATA> element.

Selects the error:

FAS

LLM: Invalid Marker

Response Syntax

<History>

Response(s)

History:

The response data syntax for the first parameter is defined as a <CHARACTER RESPONSE DATA> element.

Returns the history error status:

PRESENT: At least one error has occurred during the test.

ABSENT: No error has occurred during the test.

INACTIVE: No test result available.

Example(s)

FETC:DATA:TEL:OTN:ERR:PHYS:GLOB:HIST?? FAS

:FETCh:DATA:TELecom:OTN:ERRor:PHYSical:HISTory?

Description

This query returns the history status of OTL (per lane) error.

At *RST condition, this value is device dependent.

Navigation Path: Results > Alarms/Errors > OTL > Errors

Navigation Path: Functions > 40G Advanced > Lanes Mapping & Skew > Error

Syntax

:FETCh:DATA:TELecom:OTN:ERRor:PHYSical:HISTory? <wsp><Lane>, <Error>

Parameter(s)

Lane:

The program data syntax for the first parameter is defined as a <DECIMAL NUMERIC PROGRAM DATA> element.

Selects the lane number.

Error:

The program data syntax for the second parameter is defined as a <CHARACTER PROGRAM DATA> element.

Selects the error:

FAS

LLM: Invalid Marker

Response Syntax

<History>

Response(s)

History:

The response data syntax for the first parameter is defined as a <CHARACTER RESPONSE DATA> element.

Returns the history error status:

PRESENT: At least one error has occurred during the test.

ABSENT: No error has occurred during the test.

INACTIVE: No test result available.

Example(s)

FETC:DATA:TEL:OTN:ERR:PHYS:HIST? 1, FAS

FETC:DATA:TEL:OTN:ERR:PHYS:HIST? 1, LLM

See Also

FETCh:DATA:TELecom:OTN:ERRor:PHYSical:CURRent?

:FETCh:DATA:TELecom:OTN:ERRor:PHYSical:RATE:TOTal?

Description

This query returns the total rate of OTL error.

At *RST condition, this value is device dependent.

Navigation Path: Results > Alarms/Errors > OTL > Errors - Total

Navigation Path: Functions > 40G Advanced > Lanes Mapping & Skew > Error - Total

Syntax

:FETCh:DATA:TELecom:OTN:ERRor:PHYSical:RATE:TOTal? <wsp><Error>

Parameter(s)

Error:

The program data syntax for the first parameter is defined as a <CHARACTER PROGRAM DATA> element.

Selects the error:

FAS

LLM: Invalid Marker

Response Syntax

<Rate>

Response(s)

Rate:

The response data syntax for the first parameter is defined as a <NR3 NUMERIC RESPONSE DATA> element.

Returns the current error rate.

Example(s)

FETC:DATA:TEL:OTN:ERR:PHYS:RATE:TOT? FAS

See Also

FETCh:DATA:TELecom:OTN:ERRor:PHYSical:RATE?

:FETCh:DATA:TELecom:OTN:ERRor:PHYSical:RATE?

Description

This query returns the current rate of OTL (per lane) error.

At *RST condition, this value is device dependent.

Navigation Path: Results > Alarms/Errors > OTL > Errors

Navigation Path: Functions > 40G Advanced > Lanes Mapping & Skew > Error

Syntax

:FETCh:DATA:TELecom:OTN:ERRor:PHYSical:RATE? <wsp><Lane>, <Error>

Parameter(s)

Lane:

The program data syntax for the first parameter is defined as a <DECIMAL NUMERIC PROGRAM DATA> element.

Selects the lane for the current rate of physical error. The range for the virtual lane is from 0 to 19.

Error:

The program data syntax for the second parameter is defined as a <CHARACTER PROGRAM DATA> element.

Selects the error:

FAS

LLM: Invalid Marker

Response Syntax

<Rate>

Response(s)

Rate:

The response data syntax for the first parameter is defined as a <NR3 NUMERIC RESPONSE DATA> element.

Returns the current error rate.

Example(s)

FETC:DATA:TEL:OTN:ERR:PHYS:RATE? 1, FAS

FETC:DATA:TEL:OTN:ERR:PHYS:RATE? 1, LLM

See Also

FETCh:DATA:TELecom:OTN:ERRor:PHYSical:COUNt?

:FETCh:DATA:TELecom:OTN:ERRor:PHYSical:SEConds?

Description

This query returns the number of seconds within which OTL (per lane) error occurred.

At *RST condition, this value is device dependent.

Navigation Path: Results > Alarms/Errors > OTL > Errors

Navigation Path: Functions > 40G Advanced > Lanes Mapping & Skew > Error

Syntax

:FETCh:DATA:TELecom:OTN:ERRor:PHYSical:SEConds? <wsp><Lane>, <Error>

Parameter(s)

Lane:

The program data syntax for the first parameter is defined as a <DECIMAL NUMERIC PROGRAM DATA> element.

Selects the lane for the number of seconds of physical error. The range for the virtual lane is from 0 to 19.

Error:

The program data syntax for the second parameter is defined as a <CHARACTER PROGRAM DATA> element.

Selects the error:

FAS

LLM: Invalid Marker

Response Syntax

<Seconds>

Response(s)

Seconds:

The response data syntax for the first parameter is defined as a <NR1 NUMERIC RESPONSE DATA> element.

Returns the number of seconds in error.

Example(s)

FETC:DATA:TEL:OTN:ERR:PHYS:SEC? 1, FAS

FETC:DATA:TEL:OTN:ERR:PHYS:SEC? 1, LLM

See Also

FETCh:DATA:TELecom:OTN:ERRor:PHYSical:RATE?

:FETCh:DATA:TELecom:OTN:ODU[1..n]:GMP:RX:ALARm:CURRent?

Description

This query returns the current status of GMP alarm.

At *RST condition, this value is device dependent.

Navigation Path: Results > Alarms/Errors > GMP > Alarms - OOS

Navigation Path: Results > Alarms/Errors > Ethernet > Ethernet > Alarms - Client Frequency

Navigation Path: Results > Alarms/Errors > ODUflex > BER > Alarms - Client Frequency

Syntax

:FETCh:DATA:TELecom:OTN:ODU[1..n]:GMP:RX:ALARm:CURRent? <wsp><Alarm>,[<Channel Number or Client ID>]

Parameter(s)

Alarm:

The program data syntax for the first parameter is defined as a <CHARACTER PROGRAM DATA> element.

Selects the alarm:

GMPOOS: OOS

CFRequency: Client Frequency

Channel Number or Client ID:

The program data syntax for the second parameter is defined as a <DECIMAL NUMERIC PROGRAM DATA> element.

Optional parameter, applicable to Multi-Channel OTN and FlexO BERT only.

For Multi-Channel OTN, selects the channel number.

For FlexO BERT, selects the client ID.

Response Syntax

<Current>

Response(s)

Current:

The response data syntax for the first parameter is defined as a <CHARACTER RESPONSE DATA> element.

Returns the current alarm status:

PRESENT: An alarm has occurred in the last second.

ABSENT: No alarm has occurred in the last second.

INACTIVE: No test result available.

Example(s)

FETC:DATA:TEL:OTN:ODU4:GMP:RX:ALAR:CURR? GMPOOS

FETC:DATA:TEL:OTN:ODU4:GMP:RX:ALAR:CURR? GMPOOS, 3

See Also

FETCh:DATA:TELecom:OTN:ODU:GMP:RX:ALARm:HISTory?

:FETCh:DATA:TELecom:OTN:ODU[1..n]:GMP:RX:ALARm:HISTory?

Description

This query returns the history status of GMP alarm.

At *RST condition, this value is device dependent.

Navigation Path: Results > Alarms/Errors > GMP > Alarms - OOS

Navigation Path: Results > Alarms/Errors > Ethernet > Ethernet > Alarms - Client Frequency

Navigation Path: Results > Alarms/Errors > ODUflex > BER > Alarms - Client Frequency

Syntax

:FETCh:DATA:TELecom:OTN:ODU[1..n]:GMP:RX:ALARm:HISTory? <wsp><Alarm>,[<Channel Number or Client ID>]

Parameter(s)

Alarm:

The program data syntax for the first parameter is defined as a <CHARACTER PROGRAM DATA> element.

Selects the alarm:

GMPOOS: OOS

CFRequency: Client Frequency

Channel Number or Client ID:

The program data syntax for the second parameter is defined as a <DECIMAL NUMERIC PROGRAM DATA> element.

Optional parameter, applicable to Multi-Channel OTN and FlexO BERT only.

For Multi-Channel OTN, selects the channel number.

For FlexO BERT, selects the client ID.

Response Syntax

<History>

Response(s)

History:

The response data syntax for the first parameter is defined as a <CHARACTER RESPONSE DATA> element.

Returns the history alarm status:

PRESENT: At least one alarm has occurred during the test.

ABSENT: No alarm has occurred during the test.

INACTIVE: No test result available.

Example(s)

FETC:DATA:TEL:OTN:ODU4:GMP:RX:ALAR:HIST? GMPOOS

FETC:DATA:TEL:OTN:ODU4:GMP:RX:ALAR:HIST? GMPOOS, 3

See Also

FETCh:DATA:TELecom:OTN:ODU:GMP:RX:ALARm:CURRent?

:FETCh:DATA:TELecom:OTN:ODU[1..n]:GMP:RX:ALARm:SEConds?

Description

This query returns the number of seconds within which GMP alarm occurred.

At *RST condition, this value is device dependent.

Navigation Path: Results > Alarms/Errors > GMP > Alarms - OOS

Navigation Path: Results > Alarms/Errors > Ethernet > Ethernet > Alarms - Client Frequency

Navigation Path: Results > Alarms/Errors > ODUflex > BER > Alarms - Client Frequency

Syntax

:FETCh:DATA:TELecom:OTN:ODU[1..n]:GMP:RX:ALARm:SEConds? <wsp><Alarm>,[<Channel Number or Client ID>]

Parameter(s)

Alarm:

The program data syntax for the first parameter is defined as a <CHARACTER PROGRAM DATA> element.

Selects the alarm:

GMPOOS: OOS

CFRequency: Client Frequency

Channel Number or Client ID:

The program data syntax for the second parameter is defined as a <DECIMAL NUMERIC PROGRAM DATA> element.

Optional parameter, applicable to Multi-Channel OTN and FlexO BERT only.

For Multi-Channel OTN, selects the channel number.

For FlexO BERT, selects the client ID.

Response Syntax

<Seconds>

Response(s)

Seconds:

The response data syntax for the first parameter is defined as a <NR1 NUMERIC RESPONSE DATA> element.

Returns the number of seconds in alarm.

Example(s)

FETC:DATA:TEL:OTN:ODU4:GMP:RX:ALAR:SEC? GMPOOS

FETC:DATA:TEL:OTN:ODU4:GMP:RX:ALAR:SEC? GMPOOS, 3

See Also

FETCh:DATA:TELecom:OTN:ODU:GMP:RX:ALARm:HISTory?

:FETCh:DATA:TELecom:OTN:ODU[1..n]:GMP:RX:ERRor:COUNt?

Description

This query returns the count of GMP errors.

At *RST condition, this value is device dependent.

Navigation Path: Results > Alarms/Errors > ODU > GMP > Errors

Syntax

:FETCh:DATA:TELecom:OTN:ODU[1..n]:GMP:RX:ERRor:COUNt? <wsp><Error>,[<Channel Number or Client ID>]

Parameter(s)

Error:

The program data syntax for the first parameter is defined as a <CHARACTER PROGRAM DATA> element.

Selects the error:

CMCRC8: Cm-CRC-8

CNDCRC5: CnD-CRC-5

CMCRC6: Cm-CRC-6

CNDCRC9: CnD-CRC-9

Channel Number or Client ID:

The program data syntax for the second parameter is defined as a <DECIMAL NUMERIC PROGRAM DATA> element.

Optional parameter, applicable to Multi-Channel OTN and FlexO BERT only.

For Multi-Channel OTN, selects the channel number.

For FlexO BERT, selects the client ID.

Response Syntax

<Count>

Response(s)

Count:

The response data syntax for the first parameter is defined as a <NR2 NUMERIC RESPONSE DATA> element.

Returns the count of errors.

Example(s)

FETC:DATA:TEL:OTN:ODU4:GMP:RX:ERR:COUN? CMCRC8

FETC:DATA:TEL:OTN:ODU4:GMP:RX:ERR:COUN? CMCRC8, 3

See Also

FETCh:DATA:TELecom:OTN:ODU:GMP:RX:ERRor:HISTory?

:FETCh:DATA:TELecom:OTN:ODU[1..n]:GMP:RX:ERRor:CURRent?

Description

This query returns the current status of GMP error.

At *RST condition, this value is device dependent.

Navigation Path: Results > Alarms/Errors > ODU > GMP > Errors

Syntax

:FETCh:DATA:TELecom:OTN:ODU[1..n]:GMP:RX:ERRor:CURRent? <wsp><Error>,[<Channel Number or Client ID>]

Parameter(s)

Error:

The program data syntax for the first parameter is defined as a <CHARACTER PROGRAM DATA> element.

Selects the error:

CMCRC8: Cm-CRC-8

CNDCRC5: CnD-CRC-5

CMCRC6: Cm-CRC-6

CNDCRC9: CnD-CRC-9

Channel Number or Client ID:

The program data syntax for the second parameter is defined as a <DECIMAL NUMERIC PROGRAM DATA> element.

Optional parameter, applicable to Multi-Channel OTN and FlexO BERT only.

For Multi-Channel OTN, selects the channel number.

For FlexO BERT, selects the client ID.

Response Syntax

<Current>

Response(s)

Current:

The response data syntax for the first parameter is defined as a <CHARACTER RESPONSE DATA> element.

Returns the current error status:

PRESENT: An error has occurred in the last second.

ABSENT: No error has occurred in the last second.

INACTIVE: No test result available.

Example(s)

FETC:DATA:TEL:OTN:ODU4:GMP:RX:ERR:CURR? CMCRC8

FETC:DATA:TEL:OTN:ODU4:GMP:RX:ERR:CURR? CMCRC8, 3

See Also

FETCh:DATA:TELecom:OTN:ODU:GMP:RX:ERRor:HISTory?

:FETCh:DATA:TELecom:OTN:ODU[1..n]:GMP:RX:ERRor:HISTory?

Description

This query returns the history status of GMP error.

At *RST condition, this value is device dependent.

Navigation Path: Results > Alarms/Errors > ODU > GMP > Errors

Syntax

:FETCh:DATA:TELecom:OTN:ODU[1..n]:GMP:RX:ERRor:HISTory? <wsp><Error>,[<Channel Number or Client ID>]

Parameter(s)

Error:

The program data syntax for the first parameter is defined as a <CHARACTER PROGRAM DATA> element.

Selects the error:

CMCRC8: Cm-CRC-8

CNDCRC5: CnD-CRC-5

CMCRC6: Cm-CRC-6

CNDCRC9: CnD-CRC-9

Channel Number or Client ID:

The program data syntax for the second parameter is defined as a <DECIMAL NUMERIC PROGRAM DATA> element.

Optional parameter, applicable to Multi-Channel OTN and FlexO BERT only.

For Multi-Channel OTN, selects the channel number.

For FlexO BERT, selects the client ID.

Response Syntax

<History>

Response(s)

History:

The response data syntax for the first parameter is defined as a <CHARACTER RESPONSE DATA> element.

Returns the history error status:

PRESENT: At least one error has occurred during the test.

ABSENT: No error has occurred during the test.

INACTIVE: No test result available.

Example(s)

FETC:DATA:TEL:OTN:ODU4:GMP:RX:ERR:HIST? CMCRC8

FETC:DATA:TEL:OTN:ODU4:GMP:RX:ERR:HIST? CMCRC8, 3

See Also

FETCh:DATA:TELecom:OTN:ODU:GMP:RX:ERRor:CURRent?

:FETCh:DATA:TELecom:OTN:ODU[1..n]:GMP:RX:ERRor:RATE?

Description

This query returns the current rate of GMP error.

At *RST condition, this value is device dependent.

Navigation Path: Results > Alarms/Errors > ODU > GMP > Errors

Syntax

:FETCh:DATA:TELecom:OTN:ODU[1..n]:GMP:RX:ERRor:RATE? <wsp><Error>,[<Channel Number or Client ID>]

Parameter(s)

Error:

The program data syntax for the first parameter is defined as a <CHARACTER PROGRAM DATA> element.

Selects the error:

CMCRC8: Cm-CRC-8

CNDCRC5: CnD-CRC-5

CMCRC6: Cm-CRC-6

CNDCRC9: CnD-CRC-9

Channel Number or Client ID:

The program data syntax for the second parameter is defined as a <DECIMAL NUMERIC PROGRAM DATA> element.

Optional parameter, applicable to Multi-Channel OTN and FlexO BERT only.

For Multi-Channel OTN, selects the channel number.

For FlexO BERT, selects the client ID.

Response Syntax

<Rate>

Response(s)

Rate:

The response data syntax for the first parameter is defined as a <NR3 NUMERIC RESPONSE DATA> element.

Returns the current error rate.

Example(s)

FETC:DATA:TEL:OTN:ODU4:GMP:RX:ERR:RATE? CMCRC8

FETC:DATA:TEL:OTN:ODU4:GMP:RX:ERR:RATE? CMCRC8, 3

See Also

FETCh:DATA:TELecom:OTN:ODU:GMP:RX:ERRor:HISTory?

:FETCh:DATA:TELecom:OTN:ODU[1..n]:GMP:RX:ERRor:SEConds?

Description

This query returns the number of seconds within which GMP error occurred.

At *RST condition, this value is device dependent.

Navigation Path: Results > Alarms/Errors > ODU > GMP > Errors

Syntax

:FETCh:DATA:TELecom:OTN:ODU[1..n]:GMP:RX:ERRor:SEConds? <wsp><Error>,[<Channel Number or Client ID>]

Parameter(s)

Error:

The program data syntax for the first parameter is defined as a <CHARACTER PROGRAM DATA> element.

Selects the error:

CMCRC8: Cm-CRC-8

CNDCRC5: CnD-CRC-5

CMCRC6: Cm-CRC-6

CNDCRC9: CnD-CRC-9

Channel Number or Client ID:

The program data syntax for the second parameter is defined as a <DECIMAL NUMERIC PROGRAM DATA> element.

Optional parameter, applicable to Multi-Channel OTN and FlexO BERT only.

For Multi-Channel OTN, selects the channel number.

For FlexO BERT, selects the client ID.

Response Syntax

<Seconds>

Response(s)

Seconds:

The response data syntax for the first parameter is defined as a <NR1 NUMERIC RESPONSE DATA> element.

Returns the number of seconds in error.

Example(s)

FETC:DATA:TEL:OTN:ODU4:GMP:RX:ERR:SEC? CMCRC8

FETC:DATA:TEL:OTN:ODU4:GMP:RX:ERR:SEC? CMCRC8, 3

See Also

FETCh:DATA:TELecom:OTN:ODU:GMP:RX:ERRor:HISTory?

:FETCh:DATA:TELecom:PACKetsync:PTP:ALARm:IPDV:CURRent?

Description

This query returns the current status of PTP alarm.

At *RST condition, this value is device dependent.

Navigation Path: Results > Alarms/Errors > PTP > Alarms - Unusable

Syntax

:FETCh:DATA:TELecom:PACKetsync:PTP:ALARm:IPDV:CURRent? <wsp><Type>

Parameter(s)

Type:

The program data syntax for the first parameter is defined as a <CHARACTER PROGRAM DATA> element.

Selects the alarm:

PTSUNUSABLE: Unusable

Response Syntax

<Current>

Response(s)

Current:

The response data syntax for the first parameter is defined as a <CHARACTER RESPONSE DATA> element.

Returns the current alarm status:

PRESENT: An alarm has occurred in the last second.

ABSENT: No alarm has occurred in the last second.

INACTIVE: No test result available.

Example(s)

FETCh:DATA:TELecom:PACKetsync:PTP:ALARm:IPDV:CURRent? PTSUNUSABLE

See Also

FETCh:DATA:TELecom:PACKetsync:PTP:ALARm:SYNMessage:CURRent?

:FETCh:DATA:TELecom:PACKetsync:PTP:ALARm:IPDV:HISTory?

Description	This query returns the history status of PTP alarm. At *RST condition, this value is device dependent. Navigation Path: Results > Alarms/Errors > PTP > Alarms - Unusable
Syntax	:FETCh:DATA:TELecom:PACKetsync:PTP:ALARm:IPDV:HISTory? <wsp><Type>
Parameter(s)	**Type**: The program data syntax for the first parameter is defined as a <CHARACTER PROGRAM DATA> element. Selects the alarm: PTSUNUSABLE: Unusable
Response Syntax	<History>
Response(s)	**History**: The response data syntax for the first parameter is defined as a <CHARACTER RESPONSE DATA> element. Returns the history alarm status: PRESENT: At least one alarm has occurred during the test. ABSENT: No alarm has occurred during the test. INACTIVE: No test result available.
Example(s)	FETCh:DATA:TELecom:PACKetsync:PTP:ALARm:IPDV:HISTory? PTSUNUSABLE
See Also	FETCh:DATA:TELecom:PACKetsync:PTP:ALARm:SYNMessage:HISTory?

:FETCh:DATA:TELecom:PACKetsync:PTP:ALARm:IPDV:SECond?

Description

This query returns the number of seconds within which PTP alarm occurred.

At *RST condition, this value is device dependent.

Navigation Path: Results > Alarms/Errors > PTP > Alarms - Unusable

Syntax

:FETCh:DATA:TELecom:PACKetsync:PTP:ALARm:IPDV:SECond? <wsp><Type>

Parameter(s)

Type:

The program data syntax for the first parameter is defined as a <CHARACTER PROGRAM DATA> element.

Selects the alarm:

PTSUNUSABLE: Unusable

Response Syntax

<Seconds>

Response(s)

Seconds:

The response data syntax for the first parameter is defined as a <NR1 NUMERIC RESPONSE DATA> element.

Returns the number of seconds in alarm.

Example(s)

FETCh:DATA:TELecom:PACKetsync:PTP:ALARm:IPDV:SECond? PTSUNUSABLE

See Also

FETCh:DATA:TELecom:PACKetsync:PTP:ALARm:SYNMessage:SECond?

:FETCh:DATA:TELecom:PACKetsync:PTP:ALARm:MESSage:CURRent?

Description

This query returns the current status of PTP alarm.

At *RST condition, this value is device dependent.

Navigation Path: Results > Alarms/Errors > PTP > Alarms - Domain Mismatch | Loss Announce | QL Mismatch

Syntax

:FETCh:DATA:TELecom:PACKetsync:PTP:ALARm:MESSage:CURRent? <wsp><Type>

Parameter(s)

Type:

The program data syntax for the first parameter is defined as a <CHARACTER PROGRAM DATA> element.

Selects the alarm:

DOMAINMISM: Domain Mismatch

PTSLOSANN: Loss Announce

QLMISM: QL Mismatch

Response Syntax

<Current>

Response(s)

Current:

The response data syntax for the first parameter is defined as a <CHARACTER RESPONSE DATA> element.

Returns the current alarm status:

PRESENT: An alarm has occurred in the last second.

ABSENT: No alarm has occurred in the last second.

INACTIVE: No test result available.

Example(s)

FETCh:DATA:TELecom:PACKetsync:PTP:ALARm:MESSage:CURRent? PTSLOSANN

See Also

FETCh:DATA:TELecom:PACKetsync:PTP:ALARm:IPDV:CURRent?

:FETCh:DATA:TELecom:PACKetsync:PTP:ALARm:MESSage:HISTory?

Description

This query returns the history status of PTP alarm.

At *RST condition, this value is device dependent.

Navigation Path: Results > Alarms/Errors > PTP > Alarms - Domain Mismatch | Loss Announce | QL Mismatch

Syntax

:FETCh:DATA:TELecom:PACKetsync:PTP:ALARm:MESSage:HISTory? <wsp><Type>

Parameter(s)

Type:

The program data syntax for the first parameter is defined as a <CHARACTER PROGRAM DATA> element.

Selects the alarm:

DOMAINMISM: Domain Mismatch

PTSLOSANN: Loss Announce

QLMISM: QL Mismatch

Response Syntax

<History>

Response(s)

History:

The response data syntax for the first parameter is defined as a <CHARACTER RESPONSE DATA> element.

Returns the history alarm status:

PRESENT: At least one alarm has occurred during the test.

ABSENT: No alarm has occurred during the test.

INACTIVE: No test result available.

Example(s)

FETCh:DATA:TELecom:PACKetsync:PTP:ALARm:MESSage:HISTory? PTSLOSANN

See Also

FETCh:DATA:TELecom:PACKetsync:PTP:ALARm:IPDV:HISTory?

:FETCh:DATA:TELecom:PACKetsync:PTP:ALARm:MESSage:SECond?

Description	This query returns the number of seconds within which PTP alarm occurred. At *RST condition, this value is device dependent. Navigation Path: Results > Alarms/Errors > PTP > Alarms - Domain Mismatch | Loss Announce | QL Mismatch
Syntax	:FETCh:DATA:TELecom:PACKetsync:PTP:ALARm:MESSage:SECond? <wsp><Type>
Parameter(s)	**Type**: The program data syntax for the first parameter is defined as a <CHARACTER PROGRAM DATA> element. Selects the alarm: QLMISM: QL Mismatch PTSLOSANN: Loss Announce DOMAINMISM: Domain Mismatch
Response Syntax	<Seconds>
Response(s)	**Seconds**: The response data syntax for the first parameter is defined as a <NR1 NUMERIC RESPONSE DATA> element. Returns the number of seconds in alarm.
Example(s)	FETCh:DATA:TELecom:PACKetsync:PTP:ALARm:MESSage:SECond? PTSLOSANN
See Also	FETCh:DATA:TELecom:PACKetsync:PTP:ALARm:IPDV:SECond?

:FETCh:DATA:TELecom:PACKetsync:PTP:ALARm:SYNMessage :CURRent?

Description

This query returns the current status of PTP alarm.

At *RST condition, this value is device dependent.

Navigation Path: Results > Alarms/Errors > PTP > Alarms - Loss Sync

Syntax

:FETCh:DATA:TELecom:PACKetsync:PTP:ALARm:SYNMessage:CURRent? <wsp><Type>

Parameter(s)

Type:

The program data syntax for the first parameter is defined as a <CHARACTER PROGRAM DATA> element.

Selects the alarm:

PTSSYNCLOS: Loss Sync

Response Syntax

<Current>

Response(s)

Current:

The response data syntax for the first parameter is defined as a <CHARACTER RESPONSE DATA> element.

Returns the current alarm status:

PRESENT: An alarm has occurred in the last second.

ABSENT: No alarm has occurred in the last second.

INACTIVE: No test result available.

Example(s)

FETCh:DATA:TELecom:PACKetsync:PTP:ALARm:SYNMessage:CURRent? PTSSYNCLOS

See Also

FETCh:DATA:TELecom:PACKetsync:PTP:ALARm:IPDV:HISTory?

:FETCh:DATA:TELecom:PACKetsync:PTP:ALARm:SYNMessage :HISTory?

Description	This query returns the history status of PTP alarm. At *RST condition, this value is device dependent. Navigation Path: Results > Alarms/Errors > PTP > Alarms - Loss Sync
Syntax	:FETCh:DATA:TELecom:PACKetsync:PTP:ALARm:SYNMessage:HISTory? <wsp><Alarm>
Parameter(s)	**Alarm**: The program data syntax for the first parameter is defined as a <CHARACTER PROGRAM DATA> element. Selects the alarm: PTSSYNCLOS: Loss Sync
Response Syntax	<History>
Response(s)	**History**: The response data syntax for the first parameter is defined as a <CHARACTER RESPONSE DATA> element. Returns the history alarm status: PRESENT: At least one alarm has occurred during the test. ABSENT: No alarm has occurred during the test. INACTIVE: No test result available.
Example(s)	FETCh:DATA:TELecom:PACKetsync:PTP:ALARm:SYNMessage:HISTory? PTSSYNCLOS
See Also	FETCh:DATA:TELecom:PACKetsync:PTP:ALARm:SYNMessage:HISTory?

:FETCh:DATA:TELecom:PACKetsync:PTP:ALARm:SYNMessage :SECond?

Description	This query returns the number of seconds within which PTP alarm occurred. At *RST condition, this value is device dependent. Navigation Path: Results > Alarms/Errors > PTP > Alarms - Loss Sync
Syntax	:FETCh:DATA:TELecom:PACKetsync:PTP:ALARm:SYNMessage:SECond? <wsp><Type>
Parameter(s)	**Type**: The program data syntax for the first parameter is defined as a <CHARACTER PROGRAM DATA> element. Selects the alarm: PTSSYNCLOS: Loss Sync
Response Syntax	<Seconds>
Response(s)	**Seconds**: The response data syntax for the first parameter is defined as a <NR1 NUMERIC RESPONSE DATA> element. Returns the number of seconds in alarm.
Example(s)	FETCh:DATA:TELecom:PACKetsync:PTP:ALARm:SYNMessage:SECond? PTSSYNCLOS
See Also	FETCh:DATA:TELecom:PACKetsync:PTP:ALARm:IPDV:CURRent?

:FETCh:DATA:TELecom:PACKetsync:SYNCe:ALARm:CURRent?

Description

This query returns the current status of SyncE alarm.

At *RST condition, this value is device dependent.

Navigation Path: Results > Alarms/Errors > SyncE > Alarms

Syntax

:FETCh:DATA:TELecom:PACKetsync:SYNCe:ALARm:CURRent? <wsp><Alarm>

Parameter(s)

Alarm:

The program data syntax for the first parameter is defined as a <CHARACTER PROGRAM DATA> element.

Selects the alarm:

ESMCLOSS: ESMC Loss

QLMISMATCH: QL Mismatch

Response Syntax

<Current>

Response(s)

Current:

The response data syntax for the first parameter is defined as a <CHARACTER RESPONSE DATA> element.

Returns the current alarm status:

PRESENT: An alarm has occurred in the last second.

ABSENT: No alarm has occurred in the last second.

INACTIVE: No test result available.

Example(s)

FETC:DATA:TEL:PACK:SYNC:ALAR:CURR? ESMCLOSS

See Also

FETCh:DATA:TELecom:PACKetsync:SYNCe:ALARm:HISTory?

:FETCh:DATA:TELecom:PACKetsync:SYNCe:ALARm:HISTory?

Description

This query returns the history status of SyncE alarm.

At *RST condition, this value is device dependent.

Navigation Path: Results > Alarms/Errors > SyncE > Alarms

Syntax

:FETCh:DATA:TELecom:PACKetsync:SYNCe:ALARm:HISTory? <wsp><Alarm>

Parameter(s)

Alarm:

The program data syntax for the first parameter is defined as a <CHARACTER PROGRAM DATA> element.

Selects the alarm:

ESMCLOSS: ESMC Loss

QLMISMATCH: QL Mismatch

Response Syntax

<History>

Response(s)

History:

The response data syntax for the first parameter is defined as a <CHARACTER RESPONSE DATA> element.

Returns the history alarm status:

PRESENT: At least one alarm has occurred during the test.

ABSENT: No alarm has occurred during the test.

INACTIVE: No test result available.

Example(s)

FETC:DATA:TEL:PACK:SYNC:ALAR:HIST? ESMCLOSS

See Also

FETCh:DATA:TELecom:PACKetsync:SYNCe:ALARm:SEConds?

:FETCh:DATA:TELecom:PACKetsync:SYNCe:ALARm:SEConds?

Description

This query returns the number of seconds within which SyncE alarm occurred.

At *RST condition, this value is device dependent.

Navigation Path: Results > Alarms/Errors > SyncE > Alarms

Syntax

:FETCh:DATA:TELecom:PACKetsync:SYNCe:ALARm:SEConds? <wsp><Alarm>

Parameter(s)

Alarm:

The program data syntax for the first parameter is defined as a <CHARACTER PROGRAM DATA> element.

Selects the alarm:

ESMCLOSS: ESMC Loss

QLMISMATCH: QL Mismatch

Response Syntax

<Seconds>

Response(s)

Seconds:

The response data syntax for the first parameter is defined as a <NR1 NUMERIC RESPONSE DATA> element.

Returns the number of seconds in alarm.

Example(s)

FETC:DATA:TEL:PACK:SYNC:ALAR:SEC? ESMCLOSS

See Also

FETCh:DATA:TELecom:PACKetsync:SYNCe:ALARm:CURRent?

:FETCh:DATA:TELecom:PACKetsync:SYNCe:ESMC:RX:RATE:VERDict?

Description	This query returns ESMC Rx Rate Verdict status. At *RST condition, this value is set to down. Navigation Path: Test App > SyncE > Setup > Results > Summary > ESMC Port1 > ESMC RX Rate
Syntax	:FETCh:DATA:TELecom:PACKetsync:SYNCe:ESMC:RX:RATE:VERDict?
Response Syntax	<Verdict>
Response(s)	**Verdict**: The response data syntax for the first parameter is defined as a <CHARACTER RESPONSE DATA> element. Returns ESMC Rx rate verdict status. PASS, verdict is Pass. FAIL, verdict is Fail.
Example(s)	FETC:DATA:TEL:PACK:SYNC:ESMC:RX:RATE:VERD?
See Also	FETCh:DATA:TELecom:TEST:STATus:VERDict?

:FETCh:DATA:TELecom:PACKetsync:SYNCe:RX:LAST:QL:VERDict?

Description	This query returns RX Last QL Verdict status. At *RST condition, this value is set to down. Navigation Path: Test App > SyncE > Result> Summary > ESMC-Port 1> RX>Last QL Message
Syntax	:FETCh:DATA:TELecom:PACKetsync:SYNCe:RX:LAST:QL:VERDict?
Response Syntax	<Verdict>
Response(s)	**Verdict**: The response data syntax for the first parameter is defined as a <CHARACTER RESPONSE DATA> element. Returns Rx Last QL verdict status. PASS, verdict is Pass. FAIL, verdict is Fail.
Example(s)	FETC:DATA:TEL:PACK:SYNC:RX:LAST:QL:VERD?
See Also	FETCh:DATA:TELecom:PACKetsync:SYNCe:ESMC:RX:RATE:VERDict?

:FETCh:DATA:TELecom:PATTern:ALARm:PATTern:CURRent?

Description

This query returns the current status of BER alarm.

At *RST condition, this value is device dependent.

Navigation Path: Results > Summary > BER > Alarms

Navigation Path: Results > Alarms/Errors > BER > Alarms

Syntax

:FETCh:DATA:TELecom:PATTern:ALARm:PATTern:CURRent? <wsp><Alarm>,[<Channel Number or Client ID>]

Parameter(s)

Alarm:

The program data syntax for the first parameter is defined as a <CHARACTER PROGRAM DATA> element.

Selects the alarm:

NTRaffic: No Traffic

PLOSs: Pattern Loss

Channel Number or Client ID:

The program data syntax for the second parameter is defined as a <DECIMAL NUMERIC PROGRAM DATA> element.

Optional parameter, applicable to Multi-Channel OTN and FlexO BERT only.

For Multi-Channel OTN, selects the channel number.

For FlexO BERT, selects the client ID.

Response Syntax

<Current>

Response(s)

Current:

The response data syntax for the first parameter is defined as a <CHARACTER RESPONSE DATA> element.

Returns the current alarm status:

PRESENT: An alarm has occurred in the last second.

ABSENT: No alarm has occurred in the last second.

INACTIVE: No test result available.

Example(s)

FETC:DATA:TEL:PATT:ALAR:PATT:CURR? PLOS

See Also

FETCh:DATA:TELecom:PATTern:ALARm:PATTern:SEConds?

:FETCh:DATA:TELecom:PATTern:ALARm:PATTern:HISTory?

Description

This query returns the history status of BER alarm.

At *RST condition, this value is device dependent.

Navigation Path: Results > Summary > BER > Alarms

Navigation Path: Results > Alarms/Errors > BER > Alarms

Syntax

:FETCh:DATA:TELecom:PATTern:ALARm:PATTern:HISTory? <wsp><Alarm>,[<Channel Number or Client ID>]

Parameter(s)

Alarm:

The program data syntax for the first parameter is defined as a <CHARACTER PROGRAM DATA> element.

Selects the alarm:

NTRaffic: No Traffic

PLOSs: Pattern Loss

Channel Number or Client ID:

The program data syntax for the second parameter is defined as a <DECIMAL NUMERIC PROGRAM DATA> element.

Optional parameter, applicable to Multi-Channel OTN and FlexO BERT only.

For Multi-Channel OTN, selects the channel number.

For FlexO BERT, selects the client ID.

Response Syntax

<History>

Response(s)

History:

The response data syntax for the first parameter is defined as a <CHARACTER RESPONSE DATA> element.

Returns the history alarm status:

PRESENT: At least one alarm has occurred during the test.

ABSENT: No alarm has occurred during the test.

INACTIVE: No test result available.

Example(s)

FETC:DATA:TEL:PATT:ALAR:PATT:HIST? PLOS

See Also

FETCh:DATA:TELecom:PATTern:ALARm:PATTern:CURRent?

:FETCh:DATA:TELecom:PATTern:ALARm:PATTern:SEConds?

Description

This query returns the number of seconds within which BER alarm occurred.

At *RST condition, this value is device dependent.

Navigation Path: Results > Summary > BER > Alarms

Navigation Path: Results > Alarms/Errors > BER > Alarms

Syntax

:FETCh:DATA:TELecom:PATTern:ALARm:PATTern:SEConds? <wsp><Alarm>,[<Channel Number or Client ID>]

Parameter(s)

Alarm:

The program data syntax for the first parameter is defined as a <CHARACTER PROGRAM DATA> element.

Selects the alarm:

NTRaffic: No Traffic

PLOSs: Pattern Loss

Channel Number or Client ID:

The program data syntax for the second parameter is defined as a <DECIMAL NUMERIC PROGRAM DATA> element.

Optional parameter, applicable to Multi-Channel OTN and FlexO BERT only.

For Multi-Channel OTN, selects the channel number.

For FlexO BERT, selects the client ID.

Response Syntax

<Seconds>

Response(s)

Seconds:

The response data syntax for the first parameter is defined as a <NR1 NUMERIC RESPONSE DATA> element.

Returns the number of seconds in alarm.

Example(s)

FETC:DATA:TEL:PATT:ALAR:PATT:SEC? PLOS

See Also

FETCh:DATA:TELecom:PATTern:ALARm:PATTern:HISTory?

:FETCh:DATA:TELecom:PATTern:ERRor:PATTern:COUNt?

Description

This query returns the count of BER errors.

At *RST condition, this value is device dependent.

Navigation Path: Results > Summary > BERT/BER > Errors

Navigation Path: Results > Alarms/Errors > BER > Errors

Syntax

:FETCh:DATA:TELecom:PATTern:ERRor:PATTern:COUNt? <wsp><Error>,[<Channel Number or Client ID>]

Parameter(s)

Error:

The program data syntax for the first parameter is defined as a <CHARACTER PROGRAM DATA> element.

Selects the error:

BIT: Bit Error

MISMATCH0: Mismatch '0'

MISMATCH1: Mismatch '1'

PATTern: Pattern Error

Channel Number or Client ID:

The program data syntax for the second parameter is defined as a <DECIMAL NUMERIC PROGRAM DATA> element.

Optional parameter, applicable to Multi-Channel OTN and FlexO BERT only.

For Multi-Channel OTN, selects the channel number.

For FlexO BERT, selects the client ID.

Response Syntax

<Count>

Response(s)

Count:

The response data syntax for the first parameter is defined as a <NR2 NUMERIC RESPONSE DATA> element.

Returns the count of errors.

Example(s)

```
SOUR:DATA:TEL:PATT:ERR:PATT:MAN:TYPE BIT
SOUR:DATA:TEL:PATT:ERR:PATT:AMO 25
SOUR:DATA:TEL:PATT:ERR:PATT:INJ
FETC:DATA:TEL:PATT:ERR:PATT:COUN? BIT
```

See Also

FETCh:DATA:TELecom:PATTern:ERRor:PATTern:HISTory?

:FETCh:DATA:TELecom:PATTern:ERRor:PATTern:CURRent?

Description

This query returns the current status of BER error.

At *RST condition, this value is device dependent.

Navigation Path: Results > Summary > BERT/BER > Errors

Navigation Path: Results > Alarms/Errors > BER > Errors

Syntax

:FETCh:DATA:TELecom:PATTern:ERRor:PATTern:CURRent? <wsp><Error>,[<Channel Number or Client ID>]

Parameter(s)

Error:

The program data syntax for the first parameter is defined as a <CHARACTER PROGRAM DATA> element.

Selects the error:

BIT: Bit Error

MISMATCH0: Mismatch '0'

MISMATCH1: Mismatch '1'

PATTern: Pattern Error

Channel Number or Client ID:

The program data syntax for the second parameter is defined as a <DECIMAL NUMERIC PROGRAM DATA> element.

Optional parameter, applicable to Multi-Channel OTN and FlexO BERT only.

For Multi-Channel OTN, selects the channel number.

For FlexO BERT, selects the client ID.

Response Syntax

<Current>

:FETCh:DATA:TELecom:PATTern:ERRor:PATTern:CURRent?

Response(s)

Current:

The response data syntax for the first parameter is defined as a <CHARACTER RESPONSE DATA> element.

Returns the current error status:

PRESENT: An error has occurred in the last second.

ABSENT: No error has occurred in the last second.

INACTIVE: No test result available.

Example(s)

```
SOUR:DATA:TEL:PATT:ERR:PATT:MAN:TYPE BIT
SOUR:DATA:TEL:PATT:ERR:PATT:AMO 25
SOUR:DATA:TEL:PATT:ERR:PATT:INJ
FETC:DATA:TEL:PATT:ERR:PATT:CURR? BIT
```

See Also

FETCh:DATA:TELecom:PATTern:ERRor:PATTern:RATE?

:FETCh:DATA:TELecom:PATTern:ERRor:PATTern:HISTory?

Description

This query returns the history status of BER error.

At *RST condition, this value is device dependent.

Navigation Path: Results > Summary > BERT/BER > Errors

Navigation Path: Results > Alarms/Errors > BER > Errors

Syntax

:FETCh:DATA:TELecom:PATTern:ERRor:PATTern:HISTory? <wsp><Error>,[<Channel Number or Client ID>]

Parameter(s)

Error:

The program data syntax for the first parameter is defined as a <CHARACTER PROGRAM DATA> element.

Selects the error:

BIT: Bit Error

MISMATCH0: Mismatch '0'

MISMATCH1: Mismatch '1'

PATTern: Pattern Error

Channel Number or Client ID:

The program data syntax for the second parameter is defined as a <DECIMAL NUMERIC PROGRAM DATA> element.

Optional parameter, applicable to Multi-Channel OTN and FlexO BERT only.

For Multi-Channel OTN, selects the channel number.

For FlexO BERT, selects the client ID.

Response Syntax

<History>

:FETCh:DATA:TELecom:PATTern:ERRor:PATTern:HISTory?

Response(s)

History:

The response data syntax for the first parameter is defined as a <CHARACTER RESPONSE DATA> element.

Returns the history error status:

PRESENT: At least one error has occurred during the test.

ABSENT: No error has occurred during the test.

INACTIVE: No test result available.

Example(s)

```
SOUR:DATA:TEL:PATT:ERR:PATT:MAN:TYPE BIT
SOUR:DATA:TEL:PATT:ERR:PATT:AMO 25
SOUR:DATA:TEL:PATT:ERR:PATT:INJ
FETC:DATA:TEL:PATT:ERR:PATT:HIST? BIT
```

See Also

FETCh:DATA:TELecom:PATTern:ERRor:PATTern:COUNt?

:FETCh:DATA:TELecom:PATTern:ERRor:PATTern:RATE?

Description

This query returns the current rate of BER error.

At *RST condition, this value is device dependent.

Navigation Path: Results > Summary > BERT/BER > Errors

Navigation Path: Results > Alarms/Errors > BER > Errors

Syntax

:FETCh:DATA:TELecom:PATTern:ERRor:PATTern:RATE? <wsp><Error>,[<Channel Number or Client ID>]

Parameter(s)

Error:

The program data syntax for the first parameter is defined as a <CHARACTER PROGRAM DATA> element.

Selects the error:

BIT: Bit Error

MISMATCH0: Mismatch '0'

MISMATCH1: Mismatch '1'

PATTern: Pattern Error

Channel Number or Client ID:

The program data syntax for the second parameter is defined as a <DECIMAL NUMERIC PROGRAM DATA> element.

Optional parameter, applicable to Multi-Channel OTN and FlexO BERT only.

For Multi-Channel OTN, selects the channel number.

For FlexO BERT, selects the client ID.

Response Syntax

<Rate>

Response(s)

Rate:

The response data syntax for the first parameter is defined as a <NR3 NUMERIC RESPONSE DATA> element.

Returns the current error rate.

Example(s)

```
SOUR:DATA:TEL:PATT:ERR:PATT:MAN:TYPE BIT
SOUR:DATA:TEL:PATT:ERR:PATT:AMO 25
SOUR:DATA:TEL:PATT:ERR:PATT:INJ
FETC:DATA:TEL:PATT:ERR:PATT:RATE? BIT
```

See Also

FETCh:DATA:TELecom:PATTern:ERRor:PATTern:CURRent?

:FETCh:DATA:TELecom:PATTern:ERRor:PATTern:SEConds?

Description

This query returns the number of seconds within which BER error occurred.

At *RST condition, this value is device dependent.

Navigation Path: Results > Summary > BERT/BER > Errors

Navigation Path: Results > Alarms/Errors > BER > Errors

Syntax

:FETCh:DATA:TELecom:PATTern:ERRor:PATTern:SEConds? <wsp><Error>,[<Channel Number or Client ID>]

Parameter(s)

Error:

The program data syntax for the first parameter is defined as a <CHARACTER PROGRAM DATA> element.

Selects the error:

BIT: Bit Error

MISMATCH0: Mismatch '0'

MISMATCH1: Mismatch '1'

PATTern: Pattern Error

Channel Number or Client ID:

The program data syntax for the second parameter is defined as a <DECIMAL NUMERIC PROGRAM DATA> element.

Optional parameter, applicable to Multi-Channel OTN and FlexO BERT only.

For Multi-Channel OTN, selects the channel number.

For FlexO BERT, selects the client ID.

Response Syntax

<Seconds>

Response(s)

Seconds:

The response data syntax for the first parameter is defined as a <NR1 NUMERIC RESPONSE DATA> element.

Returns the number of seconds in error.

Example(s)

```
SOUR:DATA:TEL:PATT:ERR:PATT:MAN:TYPE BIT
SOUR:DATA:TEL:PATT:ERR:PATT:AMO 25
SOUR:DATA:TEL:PATT:ERR:PATT:INJ
FETC:DATA:TEL:PATT:ERR:PATT:SEC? BIT
```

See Also

FETCh:DATA:TELecom:PATTern:ALARm:PATTern:SEConds?

:FETCh:DATA:TELecom:PDH:ALARm:E[1..n]:CURRent?

Description

This query returns the current status of E1/E2/E3/E4 alarm.

At *RST condition, this value is device dependent.

Navigation Path: Results > Alarms/Errors > E1/E2/E3/E4 > Alarms

Syntax

:FETCh:DATA:TELecom:PDH:ALARm:E[1..n]:CURRent? <wsp><Alarm>

Parameter(s)

Alarm:

The program data syntax for the first parameter is defined as a <CHARACTER PROGRAM DATA> element.

Selects the alarm:

AIS

CLOMf: CRC LOMF

LOF3: LOF

LOMF

RAI

RAIM: RAI MF

TS16ais: TS16 AIS

Response Syntax

<Current>

Response(s)

Current:

The response data syntax for the first parameter is defined as a <CHARACTER RESPONSE DATA> element.

Returns the current alarm status:

PRESENT: An alarm has occurred in the last second.

ABSENT: No alarm has occurred in the last second.

INACTIVE: No test result available.

Example(s)

FETC:DATA:TEL:PDH:ALAR:E1:CURR? AIS

See Also

SOURce:DATA:TELecom:PDH:ALARm:E[1..n]:TYPE

SOURce:DATA:TELecom:PDH:ALARm:E[1..n]

:FETCh:DATA:TELecom:PDH:ALARm:E[1..n]:HISTory?

Description

This query returns the history status of E1/E2/E3/E4 alarm.

At *RST condition, this value is device dependent.

Navigation Path: Results > Alarms/Errors > E1/E2/E3/E4 > Alarms

Syntax

:FETCh:DATA:TELecom:PDH:ALARm:E[1..n]:HISTory? <wsp><Alarm>

Parameter(s)

Alarm:

The program data syntax for the first parameter is defined as a <CHARACTER PROGRAM DATA> element.

Selects the alarm:

AIS

CLOMf: CRC LOMF

LOF3: LOF

LOMF

RAI

RAIM: RAI MF

TS16ais: TS16 AIS

Response Syntax

<History>

Response(s)

History:

The response data syntax for the first parameter is defined as a <CHARACTER RESPONSE DATA> element.

Returns the history alarm status:

PRESENT: At least one alarm has occurred during the test.

ABSENT: No alarm has occurred during the test.

INACTIVE: No test result available.

Example(s)

FETC:DATA:TEL:PDH:ALAR:E1:HIST? AIS

See Also

SOURce:DATA:TELecom:PDH:ALARm:E[1..n]:TYPE

SOURce:DATA:TELecom:PDH:ALARm:E[1..n]

:FETCh:DATA:TELecom:PDH:ALARm:E[1..n]:SEConds?

Description

This query returns the number of seconds within which E1/E2/E3/E4 alarm occurred.

At *RST condition, this value is device dependent.

Navigation Path: Results > Alarms/Errors > E1/E2/E3/E4 > Alarms

Syntax

:FETCh:DATA:TELecom:PDH:ALARm:E[1..n]:SEConds? <wsp><Alarm>

Parameter(s)

Alarm:

The program data syntax for the first parameter is defined as a <CHARACTER PROGRAM DATA> element.

Selects the alarm:

AIS

CLOMf: CRC LOMF

LOF3: LOF

LOMF

RAI

RAIM: RAI MF

TS16ais: TS16 AIS

Response Syntax

<Seconds>

Response(s)

Seconds:

The response data syntax for the first parameter is defined as a <NR1 NUMERIC RESPONSE DATA> element.

Returns the number of seconds in alarm.

Example(s)

FETC:DATA:TEL:PDH:ALAR:E1:SEC? AIS

See Also

SOURce:DATA:TELecom:PDH:ALARm:E[1..n]:TYPE

SOURce:DATA:TELecom:PDH:ALARm:E[1..n]

:FETCh:DATA:TELecom:PDH:ERRor:E[1..n]:COUNt?

Description

This query returns the count of E1/E2/E3/E4 errors.

At *RST condition, this value is device dependent.

Navigation Path: Results > Alarms/Errors > E1/E2/E3/E4 > Errors

Syntax

:FETCh:DATA:TELecom:PDH:ERRor:E[1..n]:COUNt? <wsp><Error>

Parameter(s)

Error:

The program data syntax for the first parameter is defined as a <CHARACTER PROGRAM DATA> element.

Selects the error:

CRC4: CRC-4 (E1)

EBIT: E-Bit (E1)

FAS

Response Syntax

<Count>

Response(s)

Count:

The response data syntax for the first parameter is defined as a <NR2 NUMERIC RESPONSE DATA> element.

Returns the count of errors.

Example(s)

FETC:DATA:TEL:PDH:ERR:E1:COUN? FAS

See Also

SOURce:DATA:TELecom:PDH:ERRor:E[1..n]:MANual:TYPE

SOURce:DATA:TELecom:PDH:ERRor:E[1..n]:AMOunt

SOURce:DATA:TELecom:PDH:ERRor:E[1..n]:INJect

:FETCh:DATA:TELecom:PDH:ERRor:E[1..n]:CURRent?

Description

This query returns the current status of E1/E2/E3/E4 error.

At *RST condition, this value is device dependent.

Navigation Path: Results > Alarms/Errors > E1/E2/E3/E4 > Errors

Syntax

:FETCh:DATA:TELecom:PDH:ERRor:E[1..n]:CURRent? <wsp><Error>

Parameter(s)

Error:

The program data syntax for the first parameter is defined as a <CHARACTER PROGRAM DATA> element.

Selects the error:

CRC4: CRC-4 (E1)

EBIT: E-Bit (E1)

FAS

Response Syntax

<Current>

Response(s)

Current:

The response data syntax for the first parameter is defined as a <CHARACTER RESPONSE DATA> element.

Returns the current error status:

PRESENT: An error has occurred in the last second.

ABSENT: No error has occurred in the last second.

INACTIVE: No test result available.

Example(s)

FETC:DATA:TEL:PDH:ERR:E1:CURR? FAS

See Also

SOURce:DATA:TELecom:PDH:ERRor:E[1..n]:MANual:TYPE

SOURce:DATA:TELecom:PDH:ERRor:E[1..n]:AMOunt

SOURce:DATA:TELecom:PDH:ERRor:E[1..n]:INJect

:FETCh:DATA:TELecom:PDH:ERRor:E[1..n]:HISTory?

Description

This query returns the history status of E1/E2/E3/E4 error.

At *RST condition, this value is device dependent.

Navigation Path: Results > Alarms/Errors > E1/E2/E3/E4 > Errors

Syntax

:FETCh:DATA:TELecom:PDH:ERRor:E[1..n]:HISTory? <wsp><Error>

Parameter(s)

Error:

The program data syntax for the first parameter is defined as a <CHARACTER PROGRAM DATA> element.

Selects the error:

CRC4: CRC-4 (E1)

EBIT: E-Bit (E1)

FAS

Response Syntax

<History>

Response(s)

History:

The response data syntax for the first parameter is defined as a <CHARACTER RESPONSE DATA> element.

Returns the history error status:

PRESENT: At least one error has occurred during the test.

ABSENT: No error has occurred during the test.

INACTIVE: No test result available.

Example(s)

FETC:DATA:TEL:PDH:ERR:E1:HIST? FAS

See Also

SOURce:DATA:TELecom:PDH:ERRor:E[1..n]:MANual:TYPE

SOURce:DATA:TELecom:PDH:ERRor:E[1..n]:AMOunt

SOURce:DATA:TELecom:PDH:ERRor:E[1..n]:INJect

:FETCh:DATA:TELecom:PDH:ERRor:E[1..n]:RATE?

Description

This query returns the current rate of E1/E2/E3/E4 error.

At *RST condition, this value is device dependent.

Navigation Path: Results > Alarms/Errors > E1/E2/E3/E4 > Errors

Syntax

:FETCh:DATA:TELecom:PDH:ERRor:E[1..n]:RATE? <wsp><Error>

Parameter(s)

Error:

The program data syntax for the first parameter is defined as a <CHARACTER PROGRAM DATA> element.

Selects the error:

CRC4: CRC-4 (E1)

EBIT: E-Bit (E1)

FAS

Response Syntax

<Rate>

Response(s)

Rate:

The response data syntax for the first parameter is defined as a <NR3 NUMERIC RESPONSE DATA> element.

Returns the current error rate.

Example(s)

FETC:DATA:TEL:PDH:ERR:E1:RATE? FAS

See Also

SOURce:DATA:TELecom:PDH:ERRor:E[1..n]:MANual:TYPE

SOURce:DATA:TELecom:PDH:ERRor:E[1..n]:AMOunt

SOURce:DATA:TELecom:PDH:ERRor:E[1..n]:INJect

:FETCh:DATA:TELecom:PDH:ERRor:E[1..n]:SEConds?

Description

This query returns the number of seconds within which E1/E2/E3/E4 error occurred.

At *RST condition, this value is device dependent.

Navigation Path: Results > Alarms/Errors > E1/E2/E3/E4 > Errors

Syntax

:FETCh:DATA:TELecom:PDH:ERRor:E[1..n]:SEConds? <wsp><Error>

Parameter(s)

Error:

The program data syntax for the first parameter is defined as a <CHARACTER PROGRAM DATA> element.

Selects the error:

CRC4: CRC-4 (E1)

EBIT: E-Bit (E1)

FAS

Response Syntax

<Seconds>

Response(s)

Seconds:

The response data syntax for the first parameter is defined as a <NR1 NUMERIC RESPONSE DATA> element.

Returns the number of seconds in error.

Example(s)

FETC:DATA:TEL:PDH:ERR:E1:SEC? FAS

See Also

SOURce:DATA:TELecom:PDH:ERRor:E[1..n]:MANual:TYPE

SOURce:DATA:TELecom:PDH:ERRor:E[1..n]:AMOunt

SOURce:DATA:TELecom:PDH:ERRor:E[1..n]:INJect

:FETCh:DATA:TELecom:SDHSonet:ALARm:HOP:PATH:CURRent?

Description

This query returns the current status of STS/AU Path alarm.

At *RST condition, this value is device dependent.

Navigation Path: Results > Alarms/Errors > STS/AU Path > Alarms

Syntax

:FETCh:DATA:TELecom:SDHSonet:ALARm:HOP:PATH:CURRent? <wsp><Alarm>

Parameter(s)

Alarm:

The program data syntax for the first parameter is defined as a <CHARACTER PROGRAM DATA> element.

Selects the alarm (SONET | SDH):

AIS: AIS-P | AU-AIS

EPCD1: ERDI-PCD | HP-ERDI-C

EPPD1: ERDI-PPD | HP-ERDI-PD

EPSD1: ERDI-PSD | HP-ERDI-SD

LOM: H4-LOM | H4-LOM

LOP: LOP-P | AU-LOP

PDI: PDI-P (SONET only)

PLM: PLM-P | HP-PLM

RDI: RDI-P | HP-RDI

TIM: TIM-P | HP-TIM

UNEQ: UNEQ-P | HP-UNEQ

Response Syntax

<Current>

:FETCh:DATA:TELecom:SDHSonet:ALARm:HOP:PATH:CURRent?

Response(s)

Current:

The response data syntax for the first parameter is defined as a <CHARACTER RESPONSE DATA> element.

Returns the current alarm status:

PRESENT: An alarm has occurred in the last second.

ABSENT: No alarm has occurred in the last second.

INACTIVE: No test result available.

Example(s)

SOUR:DATA:TEL:SDHS:ALAR:HOP:PATH:TYPE AIS

SOUR:DATA:TEL:SDHS:ALAR:HOP:PATH ON

FETC:DATA:TEL:SDHS:ALAR:HOP:PATH:CURR? AIS

See Also

SOURce:DATA:TELecom:SDHSonet:ALARm:HOP:PATH:TYPE

SOURce:DATA:TELecom:SDHSonet:ALARm:HOP:PATH

:FETCh:DATA:TELecom:SDHSonet:ALARm:HOP:PATH:HISTory?

Description

This query returns the history status of STS/AU Path alarm.

At *RST condition, this value is device dependent.

Navigation Path: Results > Alarms/Errors > STS/AU Path > Alarms

Syntax

:FETCh:DATA:TELecom:SDHSonet:ALARm:HOP:PATH:HISTory? <wsp><Alarm>

Parameter(s)

Alarm:

The program data syntax for the first parameter is defined as a <CHARACTER PROGRAM DATA> element.

Selects the alarm (SONET | SDH):

AIS: AIS-P | AU-AIS

EPCD1: ERDI-PCD | HP-ERDI-C

EPPD1: ERDI-PPD | HP-ERDI-PD

EPSD1: ERDI-PSD | HP-ERDI-SD

LOM: H4-LOM | H4-LOM

LOP: LOP-P | AU-LOP

PDI: PDI-P (SONET only)

PLM: PLM-P | HP-PLM

RDI: RDI-P | HP-RDI

TIM: TIM-P | HP-TIM

UNEQ: UNEQ-P | HP-UNEQ

Response Syntax

<History>

:FETCh:DATA:TELecom:SDHSonet:ALARm:HOP:PATH:HISTory?

Response(s)

History:

The response data syntax for the first parameter is defined as a <CHARACTER RESPONSE DATA> element.

Returns the history alarm status:

PRESENT: At least one alarm has occurred during the test.

ABSENT: No alarm has occurred during the test.

INACTIVE: No test result available.

Example(s)

SOUR:DATA:TEL:SDHS:ALAR:HOP:PATH:TYPE AIS

SOUR:DATA:TEL:SDHS:ALAR:HOP:PATH ON

FETC:DATA:TEL:SDHS:ALAR:HOP:PATH:HIST? AIS

See Also

SOURce:DATA:TELecom:SDHSonet:ALARm:HOP:PATH:TYPE

SOURce:DATA:TELecom:SDHSonet:ALARm:HOP:PATH

:FETCh:DATA:TELecom:SDHSonet:ALARm:HOP:PATH:SECond s?

Description

This query returns the number of seconds within which STS/AU Path alarm occurred.

At *RST condition, this value is device dependent.

Navigation Path: Results > Alarms/Errors > STS/AU Path > Alarms

Syntax

:FETCh:DATA:TELecom:SDHSonet:ALARm:HOP:PATH:SECond s? <wsp><Alarm>

Parameter(s)

Alarm:

The program data syntax for the first parameter is defined as a <CHARACTER PROGRAM DATA> element.

Selects the alarm (SONET | SDH):

AIS: AIS-P | AU-AIS

EPCD1: ERDI-PCD | HP-ERDI-C

EPPD1: ERDI-PPD | HP-ERDI-PD

EPSD1: ERDI-PSD | HP-ERDI-SD

LOM: H4-LOM | H4-LOM

LOP: LOP-P | AU-LOP

PDI: PDI-P (SONET only)

PLM: PLM-P | HP-PLM

RDI: RDI-P | HP-RDI

TIM: TIM-P | HP-TIM

UNEQ: UNEQ-P | HP-UNEQ

Response Syntax

<Seconds>

Response(s)

Seconds:

The response data syntax for the first parameter is defined as a <NR1 NUMERIC RESPONSE DATA> element.

Returns the number of seconds in alarm.

Example(s)

SOUR:DATA:TEL:SDHS:ALAR:HOP:PATH:TYPE AIS

SOUR:DATA:TEL:SDHS:ALAR:HOP:PATH ON

FETC:DATA:TEL:SDHS:ALAR:HOP:PATH:SEC? AIS

See Also

SOURce:DATA:TELecom:SDHSonet:ALARm:HOP:PATH:TYPE

SOURce:DATA:TELecom:SDHSonet:ALARm:HOP:PATH

:FETCh:DATA:TELecom:SDHSonet:ALARm:HOP:TCM:CURRent?

Description

This query returns the current status of STS/AU Path TCM alarm.

At *RST condition, this value is device dependent.

Navigation Path: Results > Alarms/Errors > STS/AU Path TCM > Alarms

Syntax

:FETCh:DATA:TELecom:SDHSonet:ALARm:HOP:TCM:CURRent? <wsp><Alarm>

Parameter(s)

Alarm:

The program data syntax for the first parameter is defined as a <CHARACTER PROGRAM DATA> element.

Selects the alarm:

LIAIS: TC-IAIS-P | HPTC-IAIS

LLTC: TC-LTC-P | HPTC-LTC

LODI: TC-ODI-P | HPTC-ODI

LRDI: TC-RDI-P | HPTC-RDI

LTIM: TC-TIM-P | HPTC-TIM

LUNEQ: TC-UNEQ-P | HPTC-UNEQ

Response Syntax

<Current>

Response(s)

Current:

The response data syntax for the first parameter is defined as a <CHARACTER RESPONSE DATA> element.

Returns the current alarm status:

PRESENT: An alarm has occurred in the last second.

ABSENT: No alarm has occurred in the last second.

INACTIVE: No test result available.

Example(s)

SOUR:DATA:TEL:SDHS:ALAR:HOP:TCM:TYPE LIAIS

SOUR:DATA:TEL:SDHS:ALAR:HOP:TCM ON

FETC:DATA:TEL:SDHS:ALAR:HOP:TCM:CURR? LIAIS

See Also

SOURce:DATA:TELecom:SDHSonet:ALARm:HOP:PATH:TYPE

SOURce:DATA:TELecom:SDHSonet:ALARm:HOP:PATH

:FETCh:DATA:TELecom:SDHSonet:ALARm:HOP:TCM:HISTory?

Description

This query returns the history status of STS/AU Path TCM alarm.

At *RST condition, this value is device dependent.

Navigation Path: Results > Alarms/Errors > STS/AU Path TCM > Alarms

Syntax

:FETCh:DATA:TELecom:SDHSonet:ALARm:HOP:TCM:HISTory? <wsp><Alarm>

Parameter(s)

Alarm:

The program data syntax for the first parameter is defined as a <CHARACTER PROGRAM DATA> element.

Selects the alarm:

LIAIS: TC-IAIS-P | HPTC-IAIS

LLTC: TC-LTC-P | HPTC-LTC

LODI: TC-ODI-P | HPTC-ODI

LRDI: TC-RDI-P | HPTC-RDI

LTIM: TC-TIM-P | HPTC-TIM

LUNEQ: TC-UNEQ-P | HPTC-UNEQ

Response Syntax

<History>

Response(s)

History:

The response data syntax for the first parameter is defined as a <CHARACTER RESPONSE DATA> element.

Returns the history alarm status:

PRESENT: At least one alarm has occurred during the test.

ABSENT: No alarm has occurred during the test.

INACTIVE: No test result available.

Example(s)

SOUR:DATA:TEL:SDHS:ALAR:HOP:TCM:TYPE LIAIS

SOUR:DATA:TEL:SDHS:ALAR:HOP:TCM ON

FETC:DATA:TEL:SDHS:ALAR:HOP:TCM:HIST? LIAIS

See Also

SOURce:DATA:TELecom:SDHSonet:ALARm:HOP:PATH:TYPE

SOURce:DATA:TELecom:SDHSonet:ALARm:HOP:PATH

:FETCh:DATA:TELecom:SDHSonet:ALARm:HOP:TCM:SEConds?

Description

This query returns the number of seconds within which STS/AU Path TCM alarm occurred.

At *RST condition, this value is device dependent.

Navigation Path: Results > Alarms/Errors > STS/AU Path TCM > Alarms

Syntax

:FETCh:DATA:TELecom:SDHSonet:ALARm:HOP:TCM:SEConds? <wsp><Alarm>

Parameter(s)

Alarm:

The program data syntax for the first parameter is defined as a <CHARACTER PROGRAM DATA> element.

Selects the alarm:

LIAIS: TC-IAIS-P | HPTC-IAIS

LLTC: TC-LTC-P | HPTC-LTC

LODI: TC-ODI-P | HPTC-ODI

LRDI: TC-RDI-P | HPTC-RDI

LTIM: TC-TIM-P | HPTC-TIM

LUNEQ: TC-UNEQ-P | HPTC-UNEQ

Response Syntax

<Seconds>

Response(s)

Seconds:

The response data syntax for the first parameter is defined as a <NR1 NUMERIC RESPONSE DATA> element.

Returns the number of seconds in alarm.

Example(s)

SOUR:DATA:TEL:SDHS:ALAR:HOP:TCM:TYPE LIAIS

SOUR:DATA:TEL:SDHS:ALAR:HOP:TCM ON

FETC:DATA:TEL:SDHS:ALAR:HOP:TCM:SEC? LIAIS

See Also

SOURce:DATA:TELecom:SDHSonet:ALARm:HOP:PATH:TYPE

SOURce:DATA:TELecom:SDHSonet:ALARm:HOP:PATH

:FETCh:DATA:TELecom:SDHSonet:ALARm:LINE:CURRent?

Description

This query returns the current status of Line/MS alarm.

At *RST condition, this value is device dependent.

Navigation Path: Results > Alarms/Errors > Line/MS > Alarms

Syntax

:FETCh:DATA:TELecom:SDHSonet:ALARm:LINE:CURRent? <wsp><Alarm>

Parameter(s)

Alarm:

The program data syntax for the first parameter is defined as a <CHARACTER PROGRAM DATA> element.

Selects the alarm:

AIS: AIS-L | MS-AIS

RDI: RDI-L | MS-RDI

Response Syntax

<Current>

Response(s)

Current:

The response data syntax for the first parameter is defined as a <CHARACTER RESPONSE DATA> element.

Returns the current alarm status:

PRESENT: An alarm has occurred in the last second.

ABSENT: No alarm has occurred in the last second.

INACTIVE: No test result available.

Example(s)

SOUR:DATA:TEL:SDHS:ALAR:LINE:TYPE AIS

SOUR:DATA:TEL:SDHS:ALAR:LINE ON

FETC:DATA:TEL:SDHS:ALAR:LINE:CURR? AIS

See Also

SOURce:DATA:TELecom:SDHSonet:ALARm:LINE:TYPE

SOURce:DATA:TELecom:SDHSonet:ALARm:LINE

:FETCh:DATA:TELecom:SDHSonet:ALARm:LINE:HISTory?

Description

This query returns the history status of Line/MS alarm.

At *RST condition, this value is device dependent.

Navigation Path: Results > Alarms/Errors > Line/MS > Alarms

Syntax

:FETCh:DATA:TELecom:SDHSonet:ALARm:LINE:HISTory? <wsp><Alarm>

Parameter(s)

Alarm:

The program data syntax for the first parameter is defined as a <CHARACTER PROGRAM DATA> element.

Selects the alarm:

AIS: AIS-L | MS-AIS

RDI: RDI-L | MS-RDI

Response Syntax

<History>

Response(s)

History:

The response data syntax for the first parameter is defined as a <CHARACTER RESPONSE DATA> element.

Returns the history alarm status:

PRESENT: At least one alarm has occurred during the test.

ABSENT: No alarm has occurred during the test.

INACTIVE: No test result available.

Example(s)

SOUR:DATA:TEL:SDHS:ALAR:LINE:TYPE AIS

SOUR:DATA:TEL:SDHS:ALAR:LINE ON

FETC:DATA:TEL:SDHS:ALAR:LINE:HIST? AIS

See Also

SOURce:DATA:TELecom:SDHSonet:ALARm:LINE:TYPE

SOURce:DATA:TELecom:SDHSonet:ALARm:LINE

:FETCh:DATA:TELecom:SDHSonet:ALARm:LINE:SEConds?

Description

This query returns the number of seconds within which Line/MS alarm occurred.

At *RST condition, this value is device dependent.

Navigation Path: Results > Alarms/Errors > Line/MS > Alarms

Syntax

:FETCh:DATA:TELecom:SDHSonet:ALARm:LINE:SEConds? <wsp><Alarm>

Parameter(s)

Alarm:

The program data syntax for the first parameter is defined as a <CHARACTER PROGRAM DATA> element.

Selects the alarm:

AIS: AIS-L | MS-AIS

RDI: RDI-L | MS-RDI

Response Syntax

<Seconds>

Response(s)

Seconds:

The response data syntax for the first parameter is defined as a <NR1 NUMERIC RESPONSE DATA> element.

Returns the number of seconds in alarm.

Example(s)

SOUR:DATA:TEL:SDHS:ALAR:LINE:TYPE AIS

SOUR:DATA:TEL:SDHS:ALAR:LINE ON

FETC:DATA:TEL:SDHS:ALAR:LINE:SEC? AIS

See Also

SOURce:DATA:TELecom:SDHSonet:ALARm:LINE:TYPE

SOURce:DATA:TELecom:SDHSonet:ALARm:LINE

:FETCh:DATA:TELecom:SDHSonet:ALARm:LOP:PATH:CURRent?

Description

This query returns the current status of VT/TU Path alarm.

At *RST condition, this value is device dependent.

Navigation Path: Results > Alarms/Errors > VT/TU > Alarms

Syntax

:FETCh:DATA:TELecom:SDHSonet:ALARm:LOP:PATH:CURRent? <wsp><Alarm>

Parameter(s)

Alarm:

The program data syntax for the first parameter is defined as a <CHARACTER PROGRAM DATA> element.

Selects the alarm (SONET | SDH):

AIS: AIS-V | TU-AIS

EVCD: ERDI-VCD | LP-ERDI-CD

EVPD: ERDI-VPD | LP-ERDI-PD

EVSD: ERDI-VSD | LP-ERDI-SD

LPRFi: RFI-V | LP-RFI

PLM: PLM-V | LP-PLM

RDI: RDI-V | LP-RDI

TIM: TIM-V | LP-TIM

TULop: LOP-V | TU-LOP

UNEQp: UNEQ-V | LP-UNEQ

Response Syntax

<Current>

:FETCh:DATA:TELecom:SDHSonet:ALARm:LOP:PATH:CURRent?

Response(s)

Current:

The response data syntax for the first parameter is defined as a <CHARACTER RESPONSE DATA> element.

Returns the current alarm status:

PRESENT: An alarm has occurred in the last second.

ABSENT: No alarm has occurred in the last second.

INACTIVE: No test result available.

Example(s)

SOUR:DATA:TEL:SDHS:ALAR:LOP:PATH:TYPE AIS

SOUR:DATA:TEL:SDHS:ALAR:LOP:PATH ON

FETC:DATA:TEL:SDHS:ALAR:LOP:PATH:CURR? AIS

See Also

SOURce:DATA:TELecom:SDHSonet:ALARm:HOP:PATH:TYPE

SOURce:DATA:TELecom:SDHSonet:ALARm:HOP:PATH

:FETCh:DATA:TELecom:SDHSonet:ALARm:LOP:PATH:HISTory?

Description

This query returns the history status of VT/TU Path alarm.

At *RST condition, this value is device dependent.

Navigation Path: Results > Alarms/Errors > VT/TU > Alarms

Syntax

:FETCh:DATA:TELecom:SDHSonet:ALARm:LOP:PATH:HISTory? <wsp><Alarm>

Parameter(s)

Alarm:

The program data syntax for the first parameter is defined as a <CHARACTER PROGRAM DATA> element.

Selects the alarm (SONET | SDH):

AIS: AIS-V | TU-AIS

EVCD: ERDI-VCD | LP-ERDI-CD

EVPD: ERDI-VPD | LP-ERDI-PD

EVSD: ERDI-VSD | LP-ERDI-SD

LPRFi: RFI-V | LP-RFI

PLM: PLM-V | LP-PLM

RDI: RDI-V | LP-RDI

TIM: TIM-V | LP-TIM

TULop: LOP-V | TU-LOP

UNEQp: UNEQ-V | LP-UNEQ

Response Syntax

<History>

:FETCh:DATA:TELecom:SDHSonet:ALARm:LOP:PATH:HISTory?

Response(s)

History:

The response data syntax for the first parameter is defined as a <CHARACTER RESPONSE DATA> element.

Returns the history alarm status:

PRESENT: At least one alarm has occurred during the test.

ABSENT: No alarm has occurred during the test.

INACTIVE: No test result available.

Example(s)

SOUR:DATA:TEL:SDHS:ALAR:LOP:PATH:TYPE AIS

SOUR:DATA:TEL:SDHS:ALAR:LOP:PATH ON

FETC:DATA:TEL:SDHS:ALAR:LOP:PATH:HIST? AIS

See Also

SOURce:DATA:TELecom:SDHSonet:ALARm:HOP:PATH:TYPE

SOURce:DATA:TELecom:SDHSonet:ALARm:HOP:PATH

:FETCh:DATA:TELecom:SDHSonet:ALARm:LOP:PATH:SEConds?

Description

This query returns the number of seconds within which VT/TU Path alarm occurred.

At *RST condition, this value is device dependent.

Navigation Path: Results > Alarms/Errors > VT/TU > Alarms

Syntax

:FETCh:DATA:TELecom:SDHSonet:ALARm:LOP:PATH:SEConds? <wsp><Alarm>

Parameter(s)

Alarm:

The program data syntax for the first parameter is defined as a <CHARACTER PROGRAM DATA> element.

Selects the alarm (SONET | SDH):

AIS: AIS-V | TU-AIS

EVCD: ERDI-VCD | LP-ERDI-CD

EVPD: ERDI-VPD | LP-ERDI-PD

EVSD: ERDI-VSD | LP-ERDI-SD

LPRFi: RFI-V | LP-RFI

PLM: PLM-V | LP-PLM

RDI: RDI-V | LP-RDI

TIM: TIM-V | LP-TIM

TULop: LOP-V | TU-LOP

UNEQp: UNEQ-V | LP-UNEQ

Response Syntax

<Seconds>

Response(s)

Seconds:

The response data syntax for the first parameter is defined as a <NR1 NUMERIC RESPONSE DATA> element.

Returns the number of seconds in alarm.

Example(s)

SOUR:DATA:TEL:SDHS:ALAR:LOP:PATH:TYPE AIS

SOUR:DATA:TEL:SDHS:ALAR:LOP:PATH ON

FETC:DATA:TEL:SDHS:ALAR:LOP:PATH:SEC? AIS

See Also

SOURce:DATA:TELecom:SDHSonet:ALARm:HOP:PATH:TYPE

SOURce:DATA:TELecom:SDHSonet:ALARm:HOP:PATH

:FETCh:DATA:TELecom:SDHSonet:ALARm:LOP:TCM:CURRent?

Description

This query returns the current status of VT/TU Path TCM alarm.

At *RST condition, this value is device dependent.

Navigation Path: Results > Alarms/Errors > VT/TU Path TCM > Alarms

Syntax

:FETCh:DATA:TELecom:SDHSonet:ALARm:LOP:TCM:CURRent? <wsp><Alarm>

Parameter(s)

Alarm:

The program data syntax for the first parameter is defined as a <CHARACTER PROGRAM DATA> element.

Selects the alarm:

LIAIS: TC-AIS-V | LPTC-AIS

LLTC: TC-LTC-V | LPTC-LTC

LODI: TC-ODI-V | LPTC-ODI

LRDI: TC-RDI-V | LPTC-RDI

LTIM: TC-TIM-V | LPTC-TIM

LUNEQ: TC-UNEQ-V | LPTC-UNEQ

Response Syntax

<Current>

Response(s)

Current:

The response data syntax for the first parameter is defined as a <CHARACTER RESPONSE DATA> element.

Returns the current alarm status:

PRESENT: An alarm has occurred in the last second.

ABSENT: No alarm has occurred in the last second.

INACTIVE: No test result available.

Example(s)

SOUR:DATA:TEL:SDHS:ALAR:LOP:TCM:TYPE LIAIS

SOUR:DATA:TEL:SDHS:ALAR:LOP:TCM ON

FETC:DATA:TEL:SDHS:ALAR:LOP:TCM:CURR? AIS

See Also

SOURce:DATA:TELecom:SDHSonet:ALARm:HOP:PATH:TYPE

SOURce:DATA:TELecom:SDHSonet:ALARm:HOP:PATH

:FETCh:DATA:TELecom:SDHSonet:ALARm:LOP:TCM:HISTory?

Description

This query returns the history status of VT/TU Path TCM alarm.

At *RST condition, this value is device dependent.

Navigation Path: Results > Alarms/Errors > VT/TU Path TCM > Alarms

Syntax

:FETCh:DATA:TELecom:SDHSonet:ALARm:LOP:TCM:HISTory? <wsp><Alarm>

Parameter(s)

Alarm:

The program data syntax for the first parameter is defined as a <CHARACTER PROGRAM DATA> element.

Selects the alarm:

LIAIS: TC-AIS-V | LPTC-AIS

LLTC: TC-LTC-V | LPTC-LTC

LODI: TC-ODI-V | LPTC-ODI

LRDI: TC-RDI-V | LPTC-RDI

LTIM: TC-TIM-V | LPTC-TIM

LUNEQ: TC-UNEQ-V | LPTC-UNEQ

Response Syntax

<History>

Response(s)

History:

The response data syntax for the first parameter is defined as a <CHARACTER RESPONSE DATA> element.

Returns the history alarm status:

PRESENT: At least one alarm has occurred during the test.

ABSENT: No alarm has occurred during the test.

INACTIVE: No test result available.

Example(s)

SOUR:DATA:TEL:SDHS:ALAR:LOP:TCM:TYPE LIAIS

SOUR:DATA:TEL:SDHS:ALAR:LOP:TCM ON

FETC:DATA:TEL:SDHS:ALAR:LOP:TCM:HIST? AIS

See Also

SOURce:DATA:TELecom:SDHSonet:ALARm:HOP:PATH:TYPE

SOURce:DATA:TELecom:SDHSonet:ALARm:HOP:PATH

:FETCh:DATA:TELecom:SDHSonet:ALARm:LOP:TCM:SEConds?

Description

This query returns the number of seconds within which VT/TU Path TCM alarm occurred.

At *RST condition, this value is device dependent.

Navigation Path: Results > Alarms/Errors > VT/TU Path TCM > Alarms

Syntax

:FETCh:DATA:TELecom:SDHSonet:ALARm:LOP:TCM:SEConds? <wsp><Alarm>

Parameter(s)

Alarm:

The program data syntax for the first parameter is defined as a <CHARACTER PROGRAM DATA> element.

Selects the alarm:

LIAIS: TC-AIS-V | LPTC-AIS

LLTC: TC-LTC-V | LPTC-LTC

LODI: TC-ODI-V | LPTC-ODI

LRDI: TC-RDI-V | LPTC-RDI

LTIM: TC-TIM-V | LPTC-TIM

LUNEQ: TC-UNEQ-V | LPTC-UNEQ

Response Syntax

<Seconds>

Response(s)

Seconds:

The response data syntax for the first parameter is defined as a <NR1 NUMERIC RESPONSE DATA> element.

Returns the number of seconds in alarm.

Example(s)

SOUR:DATA:TEL:SDHS:ALAR:LOP:TCM:TYPE LIAIS

SOUR:DATA:TEL:SDHS:ALAR:LOP:TCM ON

FETC:DATA:TEL:SDHS:ALAR:LOP:TCM:SEC? AIS

See Also

SOURce:DATA:TELecom:SDHSonet:ALARm:HOP:PATH:TYPE

SOURce:DATA:TELecom:SDHSonet:ALARm:HOP:PATH

:FETCh:DATA:TELecom:SDHSonet:ALARm:LOPTu:PATH:CURRent?

Description

This query returns the current status of TU-3 Path alarm.

At *RST condition, this value is device dependent.

Navigation Path: Results > Alarms/Errors > TU-3 > Alarms

Syntax

:FETCh:DATA:TELecom:SDHSonet:ALARm:LOPTu:PATH:CURRent? <wsp><Alarm>

Parameter(s)

Alarm:

The program data syntax for the first parameter is defined as a <CHARACTER PROGRAM DATA> element.

Selects the alarm (SDH):

AIS: TU-AIS

ECD: LP-ERDI-CD

EPD: LP-ERDI-PD

ESD: LP-ERDI-SD

LOP: TU-LOP

LPPLm: LP-PLM

LPRDi: LP-RDI

LPTim: LP-TIM

UNEQ: LP-UNEQ

Response Syntax

<Current>

:FETCh:DATA:TELecom:SDHSonet:ALARm:LOPTu:PATH:CURRent?

Response(s)

Current:

The response data syntax for the first parameter is defined as a <CHARACTER RESPONSE DATA> element.

Returns the current alarm status:

PRESENT: An alarm has occurred in the last second.

ABSENT: No alarm has occurred in the last second.

INACTIVE: No test result available.

Example(s)

SOUR:DATA:TEL:SDHS:ALAR:LOPT:PATH:TYPE AIS

SOUR:DATA:TEL:SDHS:ALAR:LOPT:PATH ON

FETC:DATA:TEL:SDHS:ALAR:LOPT:PATH:CURR? AIS

See Also

SOURce:DATA:TELecom:SDHSonet:ALARm:HOP:PATH:TYPE

SOURce:DATA:TELecom:SDHSonet:ALARm:HOP:PATH

:FETCh:DATA:TELecom:SDHSonet:ALARm:LOPTu:PATH:HISTory?

Description

This query returns the history status of TU-3 Path alarm.

At *RST condition, this value is device dependent.

Navigation Path: Results > Alarms/Errors > TU-3 > Alarms

Syntax

:FETCh:DATA:TELecom:SDHSonet:ALARm:LOPTu:PATH:HISTory? <wsp><Alarm>

Parameter(s)

Alarm:

The program data syntax for the first parameter is defined as a <CHARACTER PROGRAM DATA> element.

Selects the alarm (SDH):

AIS: TU-AIS

ECD: LP-ERDI-CD

EPD: LP-ERDI-PD

ESD: LP-ERDI-SD

LOP: TU-LOP

LPPLm: LP-PLM

LPRDi: LP-RDI

LPTim: LP-TIM

UNEQ: LP-UNEQ

Response Syntax

<History>

:FETCh:DATA:TELecom:SDHSonet:ALARm:LOPTu:PATH:HISTory?

Response(s)

History:

The response data syntax for the first parameter is defined as a <CHARACTER RESPONSE DATA> element.

Returns the history alarm status:

PRESENT: At least one alarm has occurred during the test.

ABSENT: No alarm has occurred during the test.

INACTIVE: No test result available.

Example(s)

SOUR:DATA:TEL:SDHS:ALAR:LOPT:PATH:TYPE AIS

SOUR:DATA:TEL:SDHS:ALAR:LOPT:PATH ON

FETC:DATA:TEL:SDHS:ALAR:LOPT:PATH:HIST? AIS

See Also

SOURce:DATA:TELecom:SDHSonet:ALARm:HOP:PATH:TYPE

SOURce:DATA:TELecom:SDHSonet:ALARm:HOP:PATH

:FETCh:DATA:TELecom:SDHSonet:ALARm:LOPTu:PATH:SECon ds?

Description

This query returns the number of seconds within which TU-3 Path alarm occurred.

At *RST condition, this value is device dependent.

Navigation Path: Results > Alarms/Errors > TU-3 > Alarms

Syntax

:FETCh:DATA:TELecom:SDHSonet:ALARm:LOPTu:PATH:SEConds? <wsp><Alarm>

Parameter(s)

Alarm:

The program data syntax for the first parameter is defined as a <CHARACTER PROGRAM DATA> element.

Selects the alarm (SDH):

AIS: TU-AIS

ECD: LP-ERDI-CD

EPD: LP-ERDI-PD

ESD: LP-ERDI-SD

LOP: TU-LOP

LPPLm: LP-PLM

LPRDi: LP-RDI

LPTim: LP-TIM

UNEQ: LP-UNEQ

Response Syntax

<Seconds>

Response(s)

Seconds:

The response data syntax for the first parameter is defined as a <NR1 NUMERIC RESPONSE DATA> element.

Returns the number of seconds in alarm.

Example(s)

SOUR:DATA:TEL:SDHS:ALAR:LOPT:PATH:TYPE AIS

SOUR:DATA:TEL:SDHS:ALAR:LOPT:PATH ON

FETC:DATA:TEL:SDHS:ALAR:LOPT:PATH:SEC? AIS

See Also

SOURce:DATA:TELecom:SDHSonet:ALARm:HOP:PATH:TYPE

SOURce:DATA:TELecom:SDHSonet:ALARm:HOP:PATH

:FETCh:DATA:TELecom:SDHSonet:ALARm:SECTion:CURRent?

Description

This query returns the current status of Section/RS alarm.

At *RST condition, this value is device dependent.

Navigation Path: Results > Alarms/Errors > Section/RS > Alarms

Syntax

:FETCh:DATA:TELecom:SDHSonet:ALARm:SECTion:CURRent? <wsp><Alarm>

Parameter(s)

Alarm:

The program data syntax for the first parameter is defined as a <CHARACTER PROGRAM DATA> element.

Selects the alarm (SONET | SDH):

LOF1: LOF-S | RS-LOF

SEF1: SEF

TIMS: TIM-S | RS-TIM

Response Syntax

<Current>

Response(s)

Current:

The response data syntax for the first parameter is defined as a <CHARACTER RESPONSE DATA> element.

Returns the current alarm status:

PRESENT: An alarm has occurred in the last second.

ABSENT: No alarm has occurred in the last second.

INACTIVE: No test result available.

Example(s)

SOUR:DATA:TEL:SDHS:ALAR:SECT:TYPE LOF1

SOUR:DATA:TEL:SDHS:ALAR:SECT ON

FETC:DATA:TEL:SDHS:ALAR:SECT:CURR? LOF1

See Also

SOURce:DATA:TELecom:SDHSonet:ALARm:SECTion:TYPE

SOURce:DATA:TELecom:SDHSonet:ALARm:SECTion

:FETCh:DATA:TELecom:SDHSonet:ALARm:SECTion:HISTory?

Description

This query returns the history status of Section/RS alarm.

At *RST condition, this value is device dependent.

Navigation Path: Results > Alarms/Errors > Section/RS > Alarms

Syntax

:FETCh:DATA:TELecom:SDHSonet:ALARm:SECTion:HISTory? <wsp><Alarm>

Parameter(s)

Alarm:

The program data syntax for the first parameter is defined as a <CHARACTER PROGRAM DATA> element.

Selects the alarm (SONET | SDH):

LOF1: LOF-S | RS-LOF

SEF1: SEF

TIMS: TIM-S | RS-TIM

Response Syntax

<History>

Response(s)

History:

The response data syntax for the first parameter is defined as a <CHARACTER RESPONSE DATA> element.

Returns the history alarm status:

PRESENT: At least one alarm has occurred during the test.

ABSENT: No alarm has occurred during the test.

INACTIVE: No test result available.

Example(s)

SOUR:DATA:TEL:SDHS:ALAR:SECT:TYPE LOF1

SOUR:DATA:TEL:SDHS:ALAR:SECT ON

FETC:DATA:TEL:SDHS:ALAR:SECT:HIST? LOF1

See Also

SOURce:DATA:TELecom:SDHSonet:ALARm:SECTion:TYPE

SOURce:DATA:TELecom:SDHSonet:ALARm:SECTion

:FETCh:DATA:TELecom:SDHSonet:ALARm:SECTion:SEConds?

Description

This query returns the number of seconds within which Section/RS alarm occurred.

At *RST condition, this value is device dependent.

Navigation Path: Results > Alarms/Errors > Section/RS > Alarms

Syntax

:FETCh:DATA:TELecom:SDHSonet:ALARm:SECTion:SEConds? <wsp><Alarm>

Parameter(s)

Alarm:

The program data syntax for the first parameter is defined as a <CHARACTER PROGRAM DATA> element.

Selects the alarm (SONET | SDH):

LOF1: LOF-S | RS-LOF

SEF1: SEF

TIMS: TIM-S | RS-TIM

Response Syntax

<Seconds>

Response(s)

Seconds:

The response data syntax for the first parameter is defined as a <NR1 NUMERIC RESPONSE DATA> element.

Returns the number of seconds in alarm.

Example(s)

SOUR:DATA:TEL:SDHS:ALAR:SECT:TYPE LOF1

SOUR:DATA:TEL:SDHS:ALAR:SECT ON

FETC:DATA:TEL:SDHS:ALAR:SECT:SEC? LOF1

See Also

SOURce:DATA:TELecom:SDHSonet:ALARm:SECTion:TYPE

SOURce:DATA:TELecom:SDHSonet:ALARm:SECTion

:FETCh:DATA:TELecom:SDHSonet:ERRor:HOP:PATH:COUNt?

Description

This query returns the count of High Order Path (HOP) error.

At *RST condition, this value is device dependent.

Navigation Path: Setup > OTN SONET/SDH BERT OR SONET/SDH BERT > Test Configurator > Results > Alarms/Errors > SONET > STS > Errors

Navigation Path: Setup > OTN SONET/SDH BERT OR SONET/SDH BERT > Test Configurator > Results > Alarms/Errors > SDH > AU > Errors

Syntax

:FETCh:DATA:TELecom:SDHSonet:ERRor:HOP:PATH:COUNt? <wsp><Error>

Parameter(s)

Error:

The program data syntax for the first parameter is defined as a <CHARACTER PROGRAM DATA> element.

Selects the type of HOP (High Order Path) error.

B3: B3 (ERROR)

REI: Remote Error Indicator - Path

Response Syntax

<Count>

Response(s)

Count:

The response data syntax for the first parameter is defined as a <NR2 NUMERIC RESPONSE DATA> element.

Returns the count of High Order Path (HOP) error.

Example(s)

SOUR:DATA:TEL:SDHS:ERR:HOP:PATH:MAN:TYPE B3

SOUR:DATA:TEL:SDHS:ERR:HOP:PATH:AMO 15

SOUR:DATA:TEL:SDHS:ERR:HOP:PATH:INJ

FETC:DATA:TEL:SDHS:ERR:HOP:PATH:COUN? B3

See Also

SOURce:DATA:TELecom:SDHSonet:ERRor:HOP:PATH:MANual:TYPE

SOURce:DATA:TELecom:SDHSonet:ERRor:HOP:PATH:AMOunt

SOURce:DATA:TELecom:SDHSonet:ERRor:HOP:PATH:INJect

:FETCh:DATA:TELecom:SDHSonet:ERRor:HOP:PATH:CURRent?

Description

This query returns the current status of High Order Path (HOP) error.

At *RST condition, this value is device dependent.

Navigation Path: Setup > OTN SONET/SDH BERT OR SONET/SDH BERT > Test Configurator > Results > Alarms/Errors > SONET > STS > Errors

Navigation Path: Setup > OTN SONET/SDH BERT OR SONET/SDH BERT > Test Configurator > Results > Alarms/Errors > SDH > AU > Errors

Syntax

:FETCh:DATA:TELecom:SDHSonet:ERRor:HOP:PATH:CURRent? <wsp><Error>

Parameter(s)

Error:

The program data syntax for the first parameter is defined as a <CHARACTER PROGRAM DATA> element.

Selects the type of HOP (High Order Path) error.

B3: B3 (ERROR)

REI: Remote Error Indicator - Path

Response Syntax

<Current>

Response(s)

Current:

The response data syntax for the first parameter is defined as a <CHARACTER RESPONSE DATA> element.

Returns the current status of High Order Path (HOP) error.

PRESENT, indicates that at least one error has occurred in the last second.

ABSENT, indicates that there is no error.

INACTIVE, indicates that the test is not running.

Example(s)

SOUR:DATA:TEL:SDHS:ERR:HOP:PATH:MAN:TYPE B3

SOUR:DATA:TEL:SDHS:ERR:HOP:PATH:AMO 15

SOUR:DATA:TEL:SDHS:ERR:HOP:PATH:INJ

FETC:DATA:TEL:SDHS:ERR:HOP:PATH:CURR? B3

See Also

SOURce:DATA:TELecom:SDHSonet:ERRor:HOP:PATH:MANual:TYPE

SOURce:DATA:TELecom:SDHSonet:ERRor:HOP:PATH:AMOunt

SOURce:DATA:TELecom:SDHSonet:ERRor:HOP:PATH:INJect

:FETCh:DATA:TELecom:SDHSonet:ERRor:HOP:PATH:HISTory?

Description

This query returns the history status of High Order Path (HOP) error.

At *RST condition, this value is device dependent.

Navigation Path: Setup > OTN SONET/SDH BERT OR SONET/SDH BERT > Test Configurator > Results > Alarms/Errors > SONET > STS > Errors

Navigation Path: Setup > OTN SONET/SDH BERT OR SONET/SDH BERT > Test Configurator > Results > Alarms/Errors > SDH > AU > Errors

Syntax

:FETCh:DATA:TELecom:SDHSonet:ERRor:HOP:PATH:HISTory? <wsp><Error>

Parameter(s)

Error:

The program data syntax for the first parameter is defined as a <CHARACTER PROGRAM DATA> element.

Selects the type of HOP (High Order Path) error.

B3: B3 (ERROR)

REI: Remote Error Indicator - Path

Response Syntax

<History>

Response(s)

History:

The response data syntax for the first parameter is defined as a <CHARACTER RESPONSE DATA> element.

Returns the history status High Order Path (HOP) error.

PRESENT, indicates that at least one error has occurred.

ABSENT, indicates that no error occurred.

INACTIVE, indicates that the test did not run yet.

Example(s)

SOUR:DATA:TEL:SDHS:ERR:HOP:PATH:MAN:TYPE B3

SOUR:DATA:TEL:SDHS:ERR:HOP:PATH:AMO 15

SOUR:DATA:TEL:SDHS:ERR:HOP:PATH:INJ

FETC:DATA:TEL:SDHS:ERR:HOP:PATH:HIST? B3

See Also

SOURce:DATA:TELecom:SDHSonet:ERRor:HOP:PATH:MANual:TYPE

SOURce:DATA:TELecom:SDHSonet:ERRor:HOP:PATH:AMOunt

SOURce:DATA:TELecom:SDHSonet:ERRor:HOP:PATH:INJect

:FETCh:DATA:TELecom:SDHSonet:ERRor:HOP:PATH:RATE?

Description

This query returns the current rate of High Order Path (HOP) error.

At *RST condition, this value is device dependent.

Navigation Path: Setup > OTN SONET/SDH BERT OR SONET/SDH BERT > Test Configurator > Results > Alarms/Errors > SONET > STS > Errors

Navigation Path: Setup > OTN SONET/SDH BERT OR SONET/SDH BERT > Test Configurator > Results > Alarms/Errors > SDH > AU > Errors

Syntax

:FETCh:DATA:TELecom:SDHSonet:ERRor:HOP:PATH:RATE? <wsp><Error>

Parameter(s)

Error:

The program data syntax for the first parameter is defined as a <CHARACTER PROGRAM DATA> element.

Selects the type of HOP (High Order Path) error.

B3: B3 (ERROR)

REI: Remote Error Indicator - Path

Response Syntax

<Rate>

Response(s)

Rate:

The response data syntax for the first parameter is defined as a <NR3 NUMERIC RESPONSE DATA> element.

Returns the current rate of High Order Path (HOP) error.

Example(s)

```
SOUR:DATA:TEL:SDHS:ERR:HOP:PATH:MAN:TYPE B3
SOUR:DATA:TEL:SDHS:ERR:HOP:PATH:AMO 15
SOUR:DATA:TEL:SDHS:ERR:HOP:PATH:INJ
FETC:DATA:TEL:SDHS:ERR:HOP:PATH:RATE? B3
```

See Also

SOURce:DATA:TELecom:SDHS:ERRor:HOP:PATH:MANual:TYPE

SOURce:DATA:TELecom:SDHS:ERRor:HOP:PATH:AMOunt

SOURce:DATA:TELecom:SDHS:ERRor:HOP:PATH:INJect

:FETCh:DATA:TELecom:SDHSonet:ERRor:HOP:PATH:SEConds?

Description

This query returns the number of seconds within which High Order Path (HOP) error occurred.

At *RST condition, this value is device dependent.

Navigation Path: Setup > OTN SONET/SDH BERT OR SONET/SDH BERT > Test Configurator > Results > Alarms/Errors > SONET > STS > Errors

Navigation Path: Setup > OTN SONET/SDH BERT OR SONET/SDH BERT > Test Configurator > Results > Alarms/Errors > SDH > AU > Errors

Syntax

:FETCh:DATA:TELecom:SDHSonet:ERRor:HOP:PATH:SEConds? <wsp><Error>

Parameter(s)

Error:

The program data syntax for the first parameter is defined as a <CHARACTER PROGRAM DATA> element.

Selects the type of HOP (High Order Path) error.

B3: B3 (ERROR)

REI: Remote Error Indicator - Path

Response Syntax

<Seconds>

Response(s)

Seconds:

The response data syntax for the first parameter is defined as a <NR1 NUMERIC RESPONSE DATA> element.

Returns the number of seconds of High Order Path (HOP) error.

Example(s)

```
SOUR:DATA:TEL:SDHS:ERR:HOP:PATH:MAN:TYPE B3
SOUR:DATA:TEL:SDHS:ERR:HOP:PATH:AMO 15
SOUR:DATA:TEL:SDHS:ERR:HOP:PATH:INJ
FETC:DATA:TEL:SDHS:ERR:HOP:PATH:SEC? B3
```

See Also

SOURce:DATA:TELecom:SDHSonet:ERRor:HOP:PATH:MANual:TYPE

SOURce:DATA:TELecom:SDHSonet:ERRor:HOP:PATH:AMOunt

SOURce:DATA:TELecom:SDHSonet:ERRor:HOP:PATH:INJect

:FETCh:DATA:TELecom:SDHSonet:ERRor:HOP:TCM:COUNt?

Description

This query returns the count of STS/AU Path TCM errors.

At *RST condition, this value is device dependent.

Navigation Path: Results > Alarms/Errors > STS/AU Path TCM > Errors

Syntax

:FETCh:DATA:TELecom:SDHSonet:ERRor:HOP:TCM:COUNt? <wsp><Error>

Parameter(s)

Error:

The program data syntax for the first parameter is defined as a <CHARACTER PROGRAM DATA> element.

Selects the error:

LIEC: TC-IEC-P | HPTC-IEC

LOEI: TC-OEI-P | HPTC-OEI

LREI: TC-REI-P | HPTC-REI

LVIOL: TC-VIOL-P | HPTC-VIOL

Response Syntax

<Count>

Response(s)

Count:

The response data syntax for the first parameter is defined as a <NR2 NUMERIC RESPONSE DATA> element.

Returns the count of errors.

Example(s)

SOUR:DATA:TEL:SDHS:ERR:HOP:TCM:MAN:TYPE LOEI

SOUR:DATA:TEL:SDHS:ERR:HOP:TCM:AMO 15

SOUR:DATA:TEL:SDHS:ERR:HOP:TCM:INJ

FETC:DATA:TEL:SDHS:ERR:HOP:TCM:COUN? LIEC

See Also

SOURce:DATA:TELecom:SDHSonet:ERRor:HOP:PATH:MANual:TYPE

SOURce:DATA:TELecom:SDHSonet:ERRor:HOP:PATH:AMOunt

SOURce:DATA:TELecom:SDHSonet:ERRor:HOP:PATH:INJect

:FETCh:DATA:TELecom:SDHSonet:ERRor:HOP:TCM:CURRent?

Description

This query returns the current status of STS/AU Path TCM error.

At *RST condition, this value is device dependent.

Navigation Path: Results > Alarms/Errors > STS/AU Path TCM > Errors

Syntax

:FETCh:DATA:TELecom:SDHSonet:ERRor:HOP:TCM:CURRent? <wsp><Error>

Parameter(s)

Error:

The program data syntax for the first parameter is defined as a <CHARACTER PROGRAM DATA> element.

Selects the error:

LIEC: TC-IEC-P | HPTC-IEC

LOEI: TC-OEI-P | HPTC-OEI

LREI: TC-REI-P | HPTC-REI

LVIOL: TC-VIOL-P | HPTC-VIOL

Response Syntax

<Current>

Response(s)

Current:

The response data syntax for the first parameter is defined as a <CHARACTER RESPONSE DATA> element.

Returns the current error status:

PRESENT: An error has occurred in the last second.

ABSENT: No error has occurred in the last second.

INACTIVE: No test result available.

Example(s)

SOUR:DATA:TEL:SDHS:ERR:HOP:TCM:MAN:TYPE LOEI

SOUR:DATA:TEL:SDHS:ERR:HOP:TCM:AMO 15

SOUR:DATA:TEL:SDHS:ERR:HOP:TCM:INJ

FETC:DATA:TEL:SDHS:ERR:HOP:TCM:CURR? LIEC

See Also

SOURce:DATA:TELecom:SDHSonet:ERRor:HOP:PATH:MANual:TYPE

SOURce:DATA:TELecom:SDHSonet:ERRor:HOP:PATH:AMOunt

SOURce:DATA:TELecom:SDHSonet:ERRor:HOP:PATH:INJect

:FETCh:DATA:TELecom:SDHSonet:ERRor:HOP:TCM:HISTory?

Description

This query returns the history status of STS/AU Path TCM error.

At *RST condition, this value is device dependent.

Navigation Path: Results > Alarms/Errors > STS/AU Path TCM > Errors

Syntax

:FETCh:DATA:TELecom:SDHSonet:ERRor:HOP:TCM:HISTory? <wsp><Error>

Parameter(s)

Error:

The program data syntax for the first parameter is defined as a <CHARACTER PROGRAM DATA> element.

Selects the error:

LIEC: TC-IEC-P | HPTC-IEC

LOEI: TC-OEI-P | HPTC-OEI

LREI: TC-REI-P | HPTC-REI

LVIOL: TC-VIOL-P | HPTC-VIOL

Response Syntax

<History>

Response(s)

History:

The response data syntax for the first parameter is defined as a <CHARACTER RESPONSE DATA> element.

Returns the history error status:

PRESENT: At least one error has occurred during the test.

ABSENT: No error has occurred during the test.

INACTIVE: No test result available.

Example(s)

SOUR:DATA:TEL:SDHS:ERR:HOP:TCM:MAN:TYPE LOEI

SOUR:DATA:TEL:SDHS:ERR:HOP:TCM:AMO 15

SOUR:DATA:TEL:SDHS:ERR:HOP:TCM:INJ

FETC:DATA:TEL:SDHS:ERR:HOP:TCM:HIST? LIEC

See Also

SOURce:DATA:TELecom:SDHSonet:ERRor:HOP:PATH:MANual:TYPE

SOURce:DATA:TELecom:SDHSonet:ERRor:HOP:PATH:AMOunt

SOURce:DATA:TELecom:SDHSonet:ERRor:HOP:PATH:INJect

:FETCh:DATA:TELecom:SDHSonet:ERRor:HOP:TCM:RATE?

Description

This query returns the current rate of STS/AU Path TCM error.

At *RST condition, this value is device dependent.

Navigation Path: Results > Alarms/Errors > STS/AU Path TCM > Errors

Syntax

:FETCh:DATA:TELecom:SDHSonet:ERRor:HOP:TCM:RATE? <wsp><Error>

Parameter(s)

Error:

The program data syntax for the first parameter is defined as a <CHARACTER PROGRAM DATA> element.

Selects the error:

LIEC: TC-IEC-P | HPTC-IEC

LOEI: TC-OEI-P | HPTC-OEI

LREI: TC-REI-P | HPTC-REI

LVIOL: TC-VIOL-P | HPTC-VIOL

Response Syntax

<Rate>

Response(s)

Rate:

The response data syntax for the first parameter is defined as a <NR3 NUMERIC RESPONSE DATA> element.

Returns the current error rate.

Example(s)

SOUR:DATA:TEL:SDHS:ERR:HOP:TCM:MAN:TYPE LOEI

SOUR:DATA:TEL:SDHS:ERR:HOP:TCM:AMO 15

SOUR:DATA:TEL:SDHS:ERR:HOP:TCM:INJ

FETC:DATA:TEL:SDHS:ERR:HOP:TCM:RATE? LIEC

See Also

SOURce:DATA:TELecom:SDHS:ERRor:HOP:PATH:MANual:TYPE

SOURce:DATA:TELecom:SDHS:ERRor:HOP:PATH:AMOunt

SOURce:DATA:TELecom:SDHS:ERRor:HOP:PATH:INJect

:FETCh:DATA:TELecom:SDHSonet:ERRor:HOP:TCM:SEConds?

Description

This query returns the number of seconds within which STS/AU Path TCM error occurred.

At *RST condition, this value is device dependent.

Navigation Path: Results > Alarms/Errors > STS/AU Path TCM > Errors

Syntax

:FETCh:DATA:TELecom:SDHSonet:ERRor:HOP:TCM:SEConds? <wsp><Error>

Parameter(s)

Error:

The program data syntax for the first parameter is defined as a <CHARACTER PROGRAM DATA> element.

Selects the error:

LIEC: TC-IEC-P | HPTC-IEC

LOEI: TC-OEI-P | HPTC-OEI

LREI: TC-REI-P | HPTC-REI

LVIOL: TC-VIOL-P | HPTC-VIOL

Response Syntax

<Seconds>

Response(s)

Seconds:

The response data syntax for the first parameter is defined as a <NR1 NUMERIC RESPONSE DATA> element.

Returns the number of seconds in error.

Example(s)

SOUR:DATA:TEL:SDHS:ERR:HOP:TCM:MAN:TYPE LOEI

SOUR:DATA:TEL:SDHS:ERR:HOP:TCM:AMO 15

SOUR:DATA:TEL:SDHS:ERR:HOP:TCM:INJ

FETC:DATA:TEL:SDHS:ERR:HOP:TCM:SEC? LIEC

See Also

SOURce:DATA:TELecom:SDHSonet:ERRor:HOP:PATH:MANual:TYPE

SOURce:DATA:TELecom:SDHSonet:ERRor:HOP:PATH:AMOunt

SOURce:DATA:TELecom:SDHSonet:ERRor:HOP:PATH:INJect

:FETCh:DATA:TELecom:SDHSonet:ERRor:LINE:COUNt?

Description

This query returns the count of Line/MS errors.

At *RST condition, this value is device dependent.

Navigation Path: Results > Alarms/Errors > Line/MS > Errors

Syntax

:FETCh:DATA:TELecom:SDHSonet:ERRor:LINE:COUNt? <wsp><Error>

Parameter(s)

Error:

The program data syntax for the first parameter is defined as a <CHARACTER PROGRAM DATA> element.

Selects the error:

B2

REI: REI-L | MS-REI

Response Syntax

<Count>

Response(s)

Count:

The response data syntax for the first parameter is defined as a <NR2 NUMERIC RESPONSE DATA> element.

Returns the count of errors.

Example(s)

SOUR:DATA:TEL:SDHS:ERR:LINE:MAN:TYPE B2

SOUR:DATA:TEL:SDHS:ERR:LINE:AMO 15

SOUR:DATA:TEL:SDHS:ERR:LINE:INJ

FETC:DATA:TEL:SDHS:ERR:LINE:COUN? B2

See Also

SOURce:DATA:TELecom:SDHSonet:ERRor:LINE:MANual:TYPE

SOURce:DATA:TELecom:SDHSonet:ERRor:LINE:AMOunt

SOURce:DATA:TELecom:SDHSonet:ERRor:LINE:INJect

:FETCh:DATA:TELecom:SDHSonet:ERRor:LINE:CURRent?

Description

This query returns the current status of Line/MS error.

At *RST condition, this value is device dependent.

Navigation Path: Results > Alarms/Errors > Line/MS > Errors

Syntax

:FETCh:DATA:TELecom:SDHSonet:ERRor:LINE:CURRent? <wsp><Error>

Parameter(s)

Error:

The program data syntax for the first parameter is defined as a <CHARACTER PROGRAM DATA> element.

Selects the error:

B2

REI: REI-L | MS-REI

Response Syntax

<Current>

Response(s)

Current:

The response data syntax for the first parameter is defined as a <CHARACTER RESPONSE DATA> element.

Returns the current error status:

PRESENT: An error has occurred in the last second.

ABSENT: No error has occurred in the last second.

INACTIVE: No test result available.

Example(s)

SOUR:DATA:TEL:SDHS:ERR:LINE:MAN:TYPE B2

SOUR:DATA:TEL:SDHS:ERR:LINE:AMO 15

SOUR:DATA:TEL:SDHS:ERR:LINE:INJ

FETC:DATA:TEL:SDHS:ERR:LINE:CURR? B2

See Also

SOURce:DATA:TELecom:SDHSonet:ERRor:LINE:MANual:TYPE

SOURce:DATA:TELecom:SDHSonet:ERRor:LINE:AMOunt

SOURce:DATA:TELecom:SDHSonet:ERRor:LINE:INJect

:FETCh:DATA:TELecom:SDHSonet:ERRor:LINE:HISTory?

Description

This query returns the history status of Line/MS error.

At *RST condition, this value is device dependent.

Navigation Path: Results > Alarms/Errors > Line/MS > Errors

Syntax

:FETCh:DATA:TELecom:SDHSonet:ERRor:LINE:HISTory? <wsp><Error>

Parameter(s)

Error:

The program data syntax for the first parameter is defined as a <CHARACTER PROGRAM DATA> element.

Selects the error:

B2

REI: REI-L | MS-REI

Response Syntax

<History>

Response(s)

History:

The response data syntax for the first parameter is defined as a <CHARACTER RESPONSE DATA> element.

Returns the history error status:

PRESENT: At least one error has occurred during the test.

ABSENT: No error has occurred during the test.

INACTIVE: No test result available.

Example(s)

SOUR:DATA:TEL:SDHS:ERR:LINE:MAN:TYPE B2

SOUR:DATA:TEL:SDHS:ERR:LINE:AMO 15

SOUR:DATA:TEL:SDHS:ERR:LINE:INJ

FETC:DATA:TEL:SDHS:ERR:LINE:HIST? B2

See Also

SOURce:DATA:TELecom:SDHSonet:ERRor:LINE:MANual:TYPE

SOURce:DATA:TELecom:SDHSonet:ERRor:LINE:AMOunt

SOURce:DATA:TELecom:SDHSonet:ERRor:LINE:INJect

:FETCh:DATA:TELecom:SDHSonet:ERRor:LINE:RATE?

Description

This query returns the current rate of Line/MS error.

At *RST condition, this value is device dependent.

Navigation Path: Results > Alarms/Errors > Line/MS > Errors

Syntax

:FETCh:DATA:TELecom:SDHSonet:ERRor:LINE:RATE? <wsp><Error>

Parameter(s)

Error:

The program data syntax for the first parameter is defined as a <CHARACTER PROGRAM DATA> element.

Selects the error:

B2

REI: REI-L | MS-REI

Response Syntax

<Rate>

Response(s)

Rate:

The response data syntax for the first parameter is defined as a <NR3 NUMERIC RESPONSE DATA> element.

Returns the current error rate.

Example(s)

SOUR:DATA:TEL:SDHS:ERR:LINE:MAN:TYPE B2

SOUR:DATA:TEL:SDHS:ERR:LINE:AMO 15

SOUR:DATA:TEL:SDHS:ERR:LINE:INJ

FETC:DATA:TEL:SDHS:ERR:LINE:RATE? B2

See Also

SOURce:DATA:TELecom:SDHSonet:ERRor:LINE:MANual:TYPE

SOURce:DATA:TELecom:SDHSonet:ERRor:LINE:AMOunt

SOURce:DATA:TELecom:SDHSonet:ERRor:LINE:INJect

:FETCh:DATA:TELecom:SDHSonet:ERRor:LINE:SEConds?

Description

This query returns the number of seconds within which Line/MS error occurred.

At *RST condition, this value is device dependent.

Navigation Path: Results > Alarms/Errors > Line/MS > Errors

Syntax

:FETCh:DATA:TELecom:SDHSonet:ERRor:LINE:SEConds? <wsp><Error>

Parameter(s)

Error:

The program data syntax for the first parameter is defined as a <CHARACTER PROGRAM DATA> element.

Selects the error:

B2

REI: REI-L | MS-REI

Response Syntax

<Seconds>

Response(s)

Seconds:

The response data syntax for the first parameter is defined as a <NR1 NUMERIC RESPONSE DATA> element.

Returns the number of seconds in error.

Example(s)

```
SOUR:DATA:TEL:SDHS:ERR:LINE:MAN:TYPE B2
SOUR:DATA:TEL:SDHS:ERR:LINE:AMO 15
SOUR:DATA:TEL:SDHS:ERR:LINE:INJ
FETC:DATA:TEL:SDHS:ERR:LINE:SEC? B2
```

See Also

SOURce:DATA:TELecom:SDHSonet:ERRor:LINE:MANual:TYPE

SOURce:DATA:TELecom:SDHSonet:ERRor:LINE:AMOunt

SOURce:DATA:TELecom:SDHSonet:ERRor:LINE:INJect

:FETCh:DATA:TELecom:SDHSonet:ERRor:LOP:PATH:COUNt?

Description

This query returns the count of VT/TU Path error.

At *RST condition, this value is device dependent.

Navigation Path: Results > Alarms/Errors > VT/TU > Errors

Syntax

:FETCh:DATA:TELecom:SDHSonet:ERRor:LOP:PATH:COUNt? <wsp><Error>

Parameter(s)

Error:

The program data syntax for the first parameter is defined as a <CHARACTER PROGRAM DATA> element.

Selects the error (SONET | SDH):

BIP2: BIP-2

LPRei: REI-V | LP-REI

Response Syntax

<Count>

Response(s)

Count:

The response data syntax for the first parameter is defined as a <NR2 NUMERIC RESPONSE DATA> element.

Returns the count of errors.

Example(s)

SOUR:DATA:TEL:SDHS:ERR:LOP:PATH:MAN:TYPE BIP2

SOUR:DATA:TEL:SDHS:ERR:LOP:PATH:AMO 15

SOUR:DATA:TEL:SDHS:ERR:LOP:PATH:INJ

FETC:DATA:TEL:SDHS:ERR:LOP:PATH:COUN? BIP2

See Also

SOURce:DATA:TELecom:SDHSonet:ERRor:HOP:PATH:MANual:TYPE

SOURce:DATA:TELecom:SDHSonet:ERRor:HOP:PATH:AMOunt

SOURce:DATA:TELecom:SDHSonet:ERRor:HOP:PATH:INJect

:FETCh:DATA:TELecom:SDHSonet:ERRor:LOP:PATH:CURRent?

Description

This query returns the current status of VT/TU Path error.

At *RST condition, this value is device dependent.

Navigation Results > Alarms/Errors > VT/TU > Errors

Syntax

:FETCh:DATA:TELecom:SDHSonet:ERRor:LOP:PATH:CURRent? <wsp><Error>

Parameter(s)

Error:

The program data syntax for the first parameter is defined as a <CHARACTER PROGRAM DATA> element.

Selects the error (SONET | SDH):

BIP2: BIP-2

LPRei: REI-V | LP-REI

Response Syntax

<Current>

Response(s)

Current:

The response data syntax for the first parameter is defined as a <CHARACTER RESPONSE DATA> element.

Returns the current error status:

PRESENT: An error has occurred in the last second.

ABSENT: No error has occurred in the last second.

INACTIVE: No test result available.

Example(s)

```
SOUR:DATA:TEL:SDHS:ERR:LOP:PATH:MAN:TYPE BIP2
SOUR:DATA:TEL:SDHS:ERR:LOP:PATH:AMO 15
SOUR:DATA:TEL:SDHS:ERR:LOP:PATH:INJ
FETC:DATA:TEL:SDHS:ERR:LOP:PATH:CURR? BIP2
```

See Also

SOURce:DATA:TELecom:SDHSonet:ERRor:HOP:PATH:MANual:TYPE?

SOURce:DATA:TELecom:SDHSonet:ERRor:HOP:PATH:AMOunt?

SOURce:DATA:TELecom:SDHSonet:ERRor:HOP:PATH:INJect

:FETCh:DATA:TELecom:SDHSonet:ERRor:LOP:PATH:HISTory?

Description

This query returns the history status of VT/TU Path error.

At *RST condition, this value is device dependent.

Navigation Path: Results > Alarms/Errors > VT/TU > Errors

Syntax

:FETCh:DATA:TELecom:SDHSonet:ERRor:LOP:PATH:HISTory? <wsp><Error>

Parameter(s)

Error:

The program data syntax for the first parameter is defined as a <CHARACTER PROGRAM DATA> element.

Selects the error (SONET | SDH):

BIP2: BIP-2

LPRei: REI-V | LP-REI

Response Syntax

<History>

Response(s)

History:

The response data syntax for the first parameter is defined as a <CHARACTER RESPONSE DATA> element.

Returns the history error status:

PRESENT: At least one error has occurred during the test.

ABSENT: No error has occurred during the test.

INACTIVE: No test result available.

Example(s)

```
SOUR:DATA:TEL:SDHS:ERR:LOP:PATH:MAN:TYPE BIP2
SOUR:DATA:TEL:SDHS:ERR:LOP:PATH:AMO 15
SOUR:DATA:TEL:SDHS:ERR:LOP:PATH:INJ
FETC:DATA:TEL:SDHS:ERR:LOP:PATH:HIST? BIP2
```

See Also

SOURce:DATA:TELecom:SDHSonet:ERRor:HOP:PATH:MANual:TYPE?

SOURce:DATA:TELecom:SDHSonet:ERRor:HOP:PATH:AMOunt?

SOURce:DATA:TELecom:SDHSonet:ERRor:HOP:PATH:INJect

:FETCh:DATA:TELecom:SDHSonet:ERRor:LOP:PATH:RATE?

Description

This query returns the current rate of VT/TU Path error.

At *RST condition, this value is device dependent.

Navigation Path: Results > Alarms/Errors > VT/TU > Errors

Syntax

:FETCh:DATA:TELecom:SDHSonet:ERRor:LOP:PATH:RATE? <wsp><Error>

Parameter(s)

Error:

The program data syntax for the first parameter is defined as a <CHARACTER PROGRAM DATA> element.

Selects the error (SONET | SDH):

BIP2: BIP-2

LPRei: REI-V | LP-REI

Response Syntax

<Rate>

Response(s)

Rate:

The response data syntax for the first parameter is defined as a <NR3 NUMERIC RESPONSE DATA> element.

Returns the current error rate.

Example(s)

SOUR:DATA:TEL:SDHS:ERR:LOP:PATH:MAN:TYPE BIP2

SOUR:DATA:TEL:SDHS:ERR:LOP:PATH:AMO 15

SOUR:DATA:TEL:SDHS:ERR:LOP:PATH:INJ

FETC:DATA:TEL:SDHS:ERR:LOP:PATH:RATE? BIP2

See Also

SOURce:DATA:TELecom:SDHS:ERRor:HOP:PATH:MANual:TYPE?

SOURce:DATA:TELecom:SDHS:ERRor:HOP:PATH:AMOunt?

SOURce:DATA:TELecom:SDHS:ERRor:HOP:PATH:INJect

:FETCh:DATA:TELecom:SDHSonet:ERRor:LOP:PATH:SEConds?

Description

This query returns the number of seconds within which VT/TU Path error occurred.

At *RST condition, this value is device dependent.

Navigation Path: Results > Alarms/Errors > VT/TU > Errors

Syntax

:FETCh:DATA:TELecom:SDHSonet:ERRor:LOP:PATH:SEConds? <wsp><Error>

Parameter(s)

Error:

The program data syntax for the first parameter is defined as a <CHARACTER PROGRAM DATA> element.

Selects the error (SONET | SDH):

BIP2: BIP-2

LPRei: REI-V | LP-REI

Response Syntax

<Seconds>

Response(s)

Seconds:

The response data syntax for the first parameter is defined as a <NR1 NUMERIC RESPONSE DATA> element.

Returns the number of seconds in error.

Example(s)

SOUR:DATA:TEL:SDHS:ERR:LOP:PATH:MAN:TYPE BIP2

SOUR:DATA:TEL:SDHS:ERR:LOP:PATH:AMO 15

SOUR:DATA:TEL:SDHS:ERR:LOP:PATH:INJ

FETC:DATA:TEL:SDHS:ERR:LOP:PATH:SEC? BIP2

See Also

SOURce:DATA:TELecom:SDHSonet:ERRor:HOP:PATH:MANual:TYPE

SOURce:DATA:TELecom:SDHSonet:ERRor:HOP:PATH:AMOunt

SOURce:DATA:TELecom:SDHSonet:ERRor:HOP:PATH:INJect

:FETCh:DATA:TELecom:SDHSonet:ERRor:LOP:TCM:COUNt?

Description

This query returns the count of VT/TU Path TCM errors.

At *RST condition, this value is device dependent.

Navigation Path: Results > Alarms/Errors > VT/TU Path TCM > Errors

Syntax

:FETCh:DATA:TELecom:SDHSonet:ERRor:LOP:TCM:COUNt? <wsp><Error>

Parameter(s)

Error:

The program data syntax for the first parameter is defined as a <CHARACTER PROGRAM DATA> element.

Selects the error:

LOEI: TC-OEI-V | LPTC-OEI

LREI: TC-REI-V | LPTC-REI

LVIOL: TC-VIOL-V | LPTC-VIOL

LIEC (not supported)

Response Syntax

<Count>

Response(s)

Count:

The response data syntax for the first parameter is defined as a <NR2 NUMERIC RESPONSE DATA> element.

Returns the count of errors.

Example(s)

```
SOUR:DATA:TEL:SDHS:ERR:LOP:TCM:MAN:TYPE LOEI
SOUR:DATA:TEL:SDHS:ERR:LOP:TCM:MAN:AMO 15
SOUR:DATA:TEL:SDHS:ERR:LOP:TCM:INJ
FETC:DATA:TEL:SDHS:ERR:LOP:TCM:COUN? LOEI
```

See Also

SOURce:DATA:TELecom:SDHSonet:ERRor:HOP:PATH:MANual:TYPE

SOURce:DATA:TELecom:SDHSonet:ERRor:HOP:PATH:AMOunt

SOURce:DATA:TELecom:SDHSonet:ERRor:HOP:PATH:INJect

:FETCh:DATA:TELecom:SDHSonet:ERRor:LOP:TCM:CURRent?

Description

This query returns the current status of VT/TU Path TCM error.

At *RST condition, this value is device dependent.

Navigation Path: Results > Alarms/Errors > VT/TU Path TCM > Errors

Syntax

:FETCh:DATA:TELecom:SDHSonet:ERRor:LOP:TCM:CURRent? <wsp><Error>

Parameter(s)

Error:

The program data syntax for the first parameter is defined as a <CHARACTER PROGRAM DATA> element.

Selects the error:

LOEI: TC-OEI-V | LPTC-OEI

LREI: TC-REI-V | LPTC-REI

LVIOL: TC-VIOL-V | LPTC-VIOL

LIEC (not supported)

Response Syntax

<Current>

Response(s)

Current:

The response data syntax for the first parameter is defined as a <CHARACTER RESPONSE DATA> element.

Returns the current error status:

PRESENT: An error has occurred in the last second.

ABSENT: No error has occurred in the last second.

INACTIVE: No test result available.

Example(s)

SOUR:DATA:TEL:SDHS:ERR:LOP:TCM:MAN:TYPE LOEI

SOUR:DATA:TEL:SDHS:ERR:LOP:TCM:MAN:AMO 15

SOUR:DATA:TEL:SDHS:ERR:LOP:TCM:INJ

FETC:DATA:TEL:SDHS:ERR:LOP:TCM:CURR? LOEI

See Also

SOURce:DATA:TELecom:SDHSonet:ERRor:HOP:PATH:MANual:TYPE

SOURce:DATA:TELecom:SDHSonet:ERRor:HOP:PATH:AMOunt

SOURce:DATA:TELecom:SDHSonet:ERRor:HOP:PATH:INJect

:FETCh:DATA:TELecom:SDHSonet:ERRor:LOP:TCM:HISTory?

Description

This query returns the history status of VT/TU Path TCM error.

At *RST condition, this value is device dependent.

Navigation Path: Results > Alarms/Errors > VT/TU Path TCM > Errors

Syntax

:FETCh:DATA:TELecom:SDHSonet:ERRor:LOP:TCM:HISTory? <wsp><Error>

Parameter(s)

Error:

The program data syntax for the first parameter is defined as a <CHARACTER PROGRAM DATA> element.

Selects the error:

LOEI: TC-OEI-V | LPTC-OEI

LREI: TC-REI-V | LPTC-REI

LVIOL: TC-VIOL-V | LPTC-VIOL

LIEC (not supported)

Response Syntax

<History>

Response(s)

History:

The response data syntax for the first parameter is defined as a <CHARACTER RESPONSE DATA> element.

Returns the history error status:

PRESENT: At least one error has occurred during the test.

ABSENT: No error has occurred during the test.

INACTIVE: No test result available.

Example(s)

SOUR:DATA:TEL:SDHS:ERR:LOP:TCM:MAN:TYPE LOEI

SOUR:DATA:TEL:SDHS:ERR:LOP:TCM:MAN:AMO 15

SOUR:DATA:TEL:SDHS:ERR:LOP:TCM:INJ

FETC:DATA:TEL:SDHS:ERR:LOP:TCM:HIST? LOEI

See Also

SOURce:DATA:TELecom:SDHSonet:ERRor:HOP:PATH:MANual:TYPE

SOURce:DATA:TELecom:SDHSonet:ERRor:HOP:PATH:AMOunt

SOURce:DATA:TELecom:SDHSonet:ERRor:HOP:PATH:INJect

:FETCh:DATA:TELecom:SDHSonet:ERRor:LOP:TCM:RATE?

Description

This query returns the current rate of VT/TU Path TCM error.

At *RST condition, this value is device dependent.

Navigation Path: Results > Alarms/Errors > VT/TU Path TCM > Errors

Syntax

:FETCh:DATA:TELecom:SDHSonet:ERRor:LOP:TCM:RATE? <wsp><Error>

Parameter(s)

Error:

The program data syntax for the first parameter is defined as a <CHARACTER PROGRAM DATA> element.

Selects the error:

LOEI: TC-OEI-V | LPTC-OEI

LREI: TC-REI-V | LPTC-REI

LVIOL: TC-VIOL-V | LPTC-VIOL

LIEC (not supported)

Response Syntax

<Rate>

Response(s)

Rate:

The response data syntax for the first parameter is defined as a <NR3 NUMERIC RESPONSE DATA> element.

Returns the current error rate.

Example(s)

SOUR:DATA:TEL:SDHS:ERR:LOP:TCM:MAN:TYPE LOEI

SOUR:DATA:TEL:SDHS:ERR:LOP:TCM:MAN:AMO 15

SOUR:DATA:TEL:SDHS:ERR:LOP:TCM:INJ

FETC:DATA:TEL:SDHS:ERR:LOP:TCM:RATE? LOEI

See Also

SOURce:DATA:TELecom:SDHS:ERRor:HOP:PATH:MANual:TYPE

SOURce:DATA:TELecom:SDHS:ERRor:HOP:PATH:AMOunt

SOURce:DATA:TELecom:SDHS:ERRor:HOP:PATH:INJect

:FETCh:DATA:TELecom:SDHSonet:ERRor:LOP:TCM:SEConds?

Description

This query returns the number of seconds within which VT/TU Path TCM error occurred.

At *RST condition, this value is device dependent.

Navigation Path: Results > Alarms/Errors > VT/TU Path TCM > Errors

Syntax

:FETCh:DATA:TELecom:SDHSonet:ERRor:LOP:TCM:SEConds? <wsp><Error>

Parameter(s)

Error:

The program data syntax for the first parameter is defined as a <CHARACTER PROGRAM DATA> element.

Selects the error:

LOEI: TC-OEI-V | LPTC-OEI

LREI: TC-REI-V | LPTC-REI

LVIOL: TC-VIOL-V | LPTC-VIOL

LIEC (not supported)

Response Syntax

<Seconds>

Response(s)

Seconds:

The response data syntax for the first parameter is defined as a <NR1 NUMERIC RESPONSE DATA> element.

Returns the number of seconds in error.

Example(s)

SOUR:DATA:TEL:SDHS:ERR:LOP:TCM:MAN:TYPE LOEI

SOUR:DATA:TEL:SDHS:ERR:LOP:TCM:MAN:AMO 15

SOUR:DATA:TEL:SDHS:ERR:LOP:TCM:INJ

FETC:DATA:TEL:SDHS:ERR:LOP:TCM:SEC? LOEI

See Also

SOURce:DATA:TELecom:SDHSonet:ERRor:HOP:PATH:MANual:TYPE

SOURce:DATA:TELecom:SDHSonet:ERRor:HOP:PATH:AMOunt

SOURce:DATA:TELecom:SDHSonet:ERRor:HOP:PATH:INJect

:FETCh:DATA:TELecom:SDHSonet:ERRor:LOPTu:PATH:COUNt?

Description

This query returns the count of TU-3 Path error.

At *RST condition, this value is device dependent.

Navigation Path: Results > Alarms/Errors > TU-3 > Errors

Syntax

:FETCh:DATA:TELecom:SDHSonet:ERRor:LOPTu:PATH:COUNt? <wsp><Error>

Parameter(s)

Error:

The program data syntax for the first parameter is defined as a <CHARACTER PROGRAM DATA> element.

Selects the error:

B3

REI: LP-REI

Response Syntax

<Count>

Response(s)

Count:

The response data syntax for the first parameter is defined as a <NR2 NUMERIC RESPONSE DATA> element.

Returns the count of errors.

Example(s)

SOUR:DATA:TEL:SDHS:ERR:LOPT:PATH:MAN:TYPE B3

SOUR:DATA:TEL:SDHS:ERR:LOPT:PATH:AMO 15

SOUR:DATA:TEL:SDHS:ERR:LOPT:PATH:INJ

FETC:DATA:TEL:SDHS:ERR:LOPT:PATH:COUN? B3

See Also

SOURce:DATA:TELecom:SDHSonet:ERRor:HOP:PATH:MANual:TYPE

SOURce:DATA:TELecom:SDHSonet:ERRor:HOP:PATH:AMOunt

SOURce:DATA:TELecom:SDHSonet:ERRor:HOP:PATH:INJect

:FETCh:DATA:TELecom:SDHSonet:ERRor:LOPTu:PATH:CURRent?

Description

This query returns the current status of TU-3 Path error.

At *RST condition, this value is device dependent.

Navigation Path: Results > Alarms/Errors > TU-3 > Errors

Syntax

:FETCh:DATA:TELecom:SDHSonet:ERRor:LOPTu:PATH:CURRent? <wsp><Error>

Parameter(s)

Error:

The program data syntax for the first parameter is defined as a <CHARACTER PROGRAM DATA> element.

Selects the error:

B3

REI: LP-REI

Response Syntax

<Current>

Response(s)

Current:

The response data syntax for the first parameter is defined as a <CHARACTER RESPONSE DATA> element.

Returns the current error status:

PRESENT: An error has occurred in the last second.

ABSENT: No error has occurred in the last second.

INACTIVE: No test result available.

Example(s)

SOUR:DATA:TEL:SDHS:ERR:LOPT:PATH:MAN:TYPE B3

SOUR:DATA:TEL:SDHS:ERR:LOPT:PATH:AMO 15

SOUR:DATA:TEL:SDHS:ERR:LOPT:PATH:INJ

FETC:DATA:TEL:SDHS:ERR:LOPT:PATH:CURR? B3

See Also

SOURce:DATA:TELecom:SDHSonet:ERRor:HOP:PATH:MANual:TYPE

SOURce:DATA:TELecom:SDHSonet:ERRor:HOP:PATH:AMOunt

SOURce:DATA:TELecom:SDHSonet:ERRor:HOP:PATH:INJect

:FETCh:DATA:TELecom:SDHSonet:ERRor:LOPTu:PATH:HISTory?

Description

This query returns the history status of TU-3 Path error.

At *RST condition, this value is device dependent.

Navigation Path: Results > Alarms/Errors > TU-3 > Errors

Syntax

:FETCh:DATA:TELecom:SDHSonet:ERRor:LOPTu:PATH:HISTory? <wsp><Error>

Parameter(s)

Error:

The program data syntax for the first parameter is defined as a <CHARACTER PROGRAM DATA> element.

Selects the error:

B3

REI: LP-REI

Response Syntax

<History>

Response(s)

History:

The response data syntax for the first parameter is defined as a <CHARACTER RESPONSE DATA> element.

Returns the history error status:

PRESENT: At least one error has occurred during the test.

ABSENT: No error has occurred during the test.

INACTIVE: No test result available.

Example(s)

```
SOUR:DATA:TEL:SDHS:ERR:LOPT:PATH:MAN:TYPE B3
SOUR:DATA:TEL:SDHS:ERR:LOPT:PATH:AMO 15
SOUR:DATA:TEL:SDHS:ERR:LOPT:PATH:INJ
FETC:DATA:TEL:SDHS:ERR:LOPT:PATH:HIST? B3
```

See Also

SOURce:DATA:TELecom:SDHSonet:ERRor:HOP:PATH:MANual:TYPE

SOURce:DATA:TELecom:SDHSonet:ERRor:HOP:PATH:AMOunt

SOURce:DATA:TELecom:SDHSonet:ERRor:HOP:PATH:INJect

:FETCh:DATA:TELecom:SDHSonet:ERRor:LOPTu:PATH:RATE?

Description

This query returns the current rate of TU-3 Path error.

At *RST condition, this value is device dependent.

Navigation Path: Results > Alarms/Errors > TU-3 > Errors

Syntax

:FETCh:DATA:TELecom:SDHSonet:ERRor:LOPTu:PATH:RATE? <wsp><Error>

Parameter(s)

Error:

The program data syntax for the first parameter is defined as a <CHARACTER PROGRAM DATA> element.

Selects the error:

B3

REI: LP-REI

Response Syntax

<Rate>

Response(s)

Rate:

The response data syntax for the first parameter is defined as a <NR3 NUMERIC RESPONSE DATA> element.

Returns the current error rate.

Example(s)

SOUR:DATA:TEL:SDHS:ERR:LOPT:PATH:MAN:TYPE B3

SOUR:DATA:TEL:SDHS:ERR:LOPT:PATH:AMO 15

SOUR:DATA:TEL:SDHS:ERR:LOPT:PATH:INJ

FETC:DATA:TEL:SDHS:ERR:LOPT:PATH:RATE? B3

See Also

SOURce:DATA:TELecom:SDHS:ERRor:HOP:PATH:MANual:TYPE

SOURce:DATA:TELecom:SDHS:ERRor:HOP:PATH:AMOunt

SOURce:DATA:TELecom:SDHS:ERRor:HOP:PATH:INJect

:FETCh:DATA:TELecom:SDHSonet:ERRor:LOPTu:PATH:SECond s?

Description

This query returns the number of seconds within which TU-3 Path error occurred.

At *RST condition, this value is device dependent.

Navigation Path: Results > Alarms/Errors > TU-3 > Errors

Syntax

:FETCh:DATA:TELecom:SDHSonet:ERRor:LOPTu:PATH:SEConds? <wsp><Error>

Parameter(s)

Error:

The program data syntax for the first parameter is defined as a <CHARACTER PROGRAM DATA> element.

Selects the error:

B3

REI: LP-REI

Response Syntax

<Seconds>

Response(s)

Seconds:

The response data syntax for the first parameter is defined as a <NR1 NUMERIC RESPONSE DATA> element.

Returns the number of seconds in error.

Example(s)

```
SOUR:DATA:TEL:SDHS:ERR:LOPT:PATH:MAN:TYPE B3
SOUR:DATA:TEL:SDHS:ERR:LOPT:PATH:AMO 15
SOUR:DATA:TEL:SDHS:ERR:LOPT:PATH:INJ
FETC:DATA:TEL:SDHS:ERR:LOPT:PATH:SEC? B3
```

See Also

SOURce:DATA:TELecom:SDHSonet:ERRor:HOP:PATH:MANual:TYPE

SOURce:DATA:TELecom:SDHSonet:ERRor:HOP:PATH:AMOunt

SOURce:DATA:TELecom:SDHSonet:ERRor:HOP:PATH:INJect

:FETCh:DATA:TELecom:SDHSonet:ERRor:SECTion:COUNt?

Description

This query returns the count of Section/RS errors.

At *RST condition, this value is device dependent.

Navigation Path: Results > Alarms/Errors > Section/RS > Errors

Syntax

:FETCh:DATA:TELecom:SDHSonet:ERRor:SECTion:COUNt? <wsp><Error>

Parameter(s)

Error:

The program data syntax for the first parameter is defined as a <CHARACTER PROGRAM DATA> element.

Selects the error (SONET | SDH):

B1

FAS: FAS-S | RS-FAS

Response Syntax

<Count>

Response(s)

Count:

The response data syntax for the first parameter is defined as a <NR2 NUMERIC RESPONSE DATA> element.

Returns the count of errors.

Example(s)

```
SOUR:DATA:TEL:SDHS:ERR:SECT:MAN:TYPE B1
SOUR:DATA:TEL:SDHS:ERR:SECT:AMO 15
SOUR:DATA:TEL:SDHS:ERR:SECT:INJ
FETC:DATA:TEL:SDHS:ERR:SECT:COUN? B1
```

See Also

SOURce:DATA:TELecom:SDHSonet:ERRor:SECTion:MANual:TYPE

SOURce:DATA:TELecom:SDHSonet:ERRor:SECTion:AMOunt

SOURce:DATA:TELecom:SDHSonet:ERRor:SECTion:INJect

:FETCh:DATA:TELecom:SDHSonet:ERRor:SECTion:CURRent?

Description

This query returns the current status of Section/RS error.

At *RST condition, this value is device dependent.

Navigation Path: Results > Alarms/Errors > Section/RS > Errors

Syntax

:FETCh:DATA:TELecom:SDHSonet:ERRor:SECTion:CURRent? <wsp><Error>

Parameter(s)

Error:

The program data syntax for the first parameter is defined as a <CHARACTER PROGRAM DATA> element.

Selects the error (SONET | SDH):

B1

FAS: FAS-S | RS-FAS

Response Syntax

<Current>

Response(s)

Current:

The response data syntax for the first parameter is defined as a <CHARACTER RESPONSE DATA> element.

Returns the current error status:

PRESENT: An error has occurred in the last second.

ABSENT: No error has occurred in the last second.

INACTIVE: No test result available.

Example(s)

```
SOUR:DATA:TEL:SDHS:ERR:SECT:MAN:TYPE B1
SOUR:DATA:TEL:SDHS:ERR:SECT:AMO 15
SOUR:DATA:TEL:SDHS:ERR:SECT:INJ
FETC:DATA:TEL:SDHS:ERR:SECT:CURR? B1
```

See Also

SOURce:DATA:TELecom:SDHSonet:ERRor:SECTion:MANual:TYPE

SOURce:DATA:TELecom:SDHSonet:ERRor:SECTion:AMOunt

SOURce:DATA:TELecom:SDHSonet:ERRor:SECTion:INJect

:FETCh:DATA:TELecom:SDHSonet:ERRor:SECTion:HISTory?

Description

This query returns the history status of Section/RS error.

At *RST condition, this value is device dependent.

Navigation Path: Results > Alarms/Errors > Section/RS > Errors

Syntax

:FETCh:DATA:TELecom:SDHSonet:ERRor:SECTion:HISTory? <wsp><Error>

Parameter(s)

Error:

The program data syntax for the first parameter is defined as a <CHARACTER PROGRAM DATA> element.

Selects the error (SONET | SDH):

B1

FAS: FAS-S | RS-FAS

Response Syntax

<History>

Response(s)

History:

The response data syntax for the first parameter is defined as a <CHARACTER RESPONSE DATA> element.

Returns the history error status:

PRESENT: At least one error has occurred during the test.

ABSENT: No error has occurred during the test.

INACTIVE: No test result available.

Example(s)

```
SOUR:DATA:TEL:SDHS:ERR:SECT:MAN:TYPE B1
SOUR:DATA:TEL:SDHS:ERR:SECT:AMO 15
SOUR:DATA:TEL:SDHS:ERR:SECT:INJ
FETC:DATA:TEL:SDHS:ERR:SECT:HIST? B1
```

See Also

SOURce:DATA:TELecom:SDHSonet:ERRor:SECTion:MANual:TYPE

SOURce:DATA:TELecom:SDHSonet:ERRor:SECTion:AMOunt

SOURce:DATA:TELecom:SDHSonet:ERRor:SECTion:INJect

:FETCh:DATA:TELecom:SDHSonet:ERRor:SECTion:RATE?

Description

This query returns the current rate of Section/RS error.

At *RST condition, this value is device dependent.

Navigation Path: Results > Alarms/Errors > Section/RS > Errors

Syntax

:FETCh:DATA:TELecom:SDHSonet:ERRor:SECTion:RATE? <wsp><Error>

Parameter(s)

Error:

The program data syntax for the first parameter is defined as a <CHARACTER PROGRAM DATA> element.

Selects the error (SONET | SDH):

B1

FAS: FAS-S | RS-FAS

Response Syntax

<Rate>

Response(s)

Rate:

The response data syntax for the first parameter is defined as a <NR3 NUMERIC RESPONSE DATA> element.

Returns the current error rate.

Example(s)

SOUR:DATA:TEL:SDHS:ERR:SECT:MAN:TYPE B1

SOUR:DATA:TEL:SDHS:ERR:SECT:AMO 15

SOUR:DATA:TEL:SDHS:ERR:SECT:INJ

FETC:DATA:TEL:SDHS:ERR:SECT:RATE? B1

See Also

SOURce:DATA:TELecom:SDHSonet:ERRor:SECTion:MANual:TYPE

SOURce:DATA:TELecom:SDHSonet:ERRor:SECTion:AMOunt

SOURce:DATA:TELecom:SDHSonet:ERRor:SECTion:INJect

:FETCh:DATA:TELecom:SDHSonet:ERRor:SECTion:SEConds?

Description

This query returns the number of seconds within which Section/RS error occurred.

At *RST condition, this value is device dependent.

Navigation Path: Results > Alarms/Errors > Section/RS > Errors

Syntax

:FETCh:DATA:TELecom:SDHSonet:ERRor:SECTion:SEConds? <wsp><Error>

Parameter(s)

Error:

The program data syntax for the first parameter is defined as a <CHARACTER PROGRAM DATA> element.

Selects the error (SONET | SDH):

B1

FAS: FAS-S | RS-FAS

Response Syntax

<Seconds>

Response(s)

Seconds:

The response data syntax for the first parameter is defined as a <NR1 NUMERIC RESPONSE DATA> element.

Returns the number of seconds in error.

Example(s)

SOUR:DATA:TEL:SDHS:ERR:SECT:MAN:TYPE B1

SOUR:DATA:TEL:SDHS:ERR:SECT:AMO 15

SOUR:DATA:TEL:SDHS:ERR:SECT:INJ

FETC:DATA:TEL:SDHS:ERR:SECT:SEC? B1

See Also

SOURce:DATA:TELecom:SDHSonet:ERRor:SECTion:MANual:TYPE

SOURce:DATA:TELecom:SDHSonet:ERRor:SECTion:AMOunt

SOURce:DATA:TELecom:SDHSonet:ERRor:SECTion:INJect

:FETCh:DATA:TELecom:SOAM:ALARm:CURRent?

Description

This query returns the current status of an OAM alarm.

At *RST condition, this value is device dependent.

Navigation Path: Results > Alarm/Errors > S-OAM/MPLS-TP OAM > Alarms

Syntax

:FETCh:DATA:TELecom:SOAM:ALARm:CURRent? <wsp><Alarm>

Parameter(s)

Alarm:

The program data syntax for the first parameter is defined as a <CHARACTER PROGRAM DATA> element.

Selects the alarm:

AIS

CCMLEV: Unexp MEG Lvl

CCMLOC: Loss Continuity

CCMMEP: Unexp MEP

CCMMIS: Mismerge

CCMPER: Unexp Period

CFDI: C-FDI

CLOS: C-LOS

CRDI: C-RDI

LCK

RDI

Response Syntax

<Current>

Response(s)

Current:

The response data syntax for the first parameter is defined as a <CHARACTER RESPONSE DATA> element.

Returns the current alarm status:

PRESENT: An alarm has occurred in the last second.

ABSENT: No alarm has occurred in the last second.

INACTIVE: No test result available.

Example(s)

FETC:DATA:TEL:SOAM:ALARm:CURR? CCMLOC

See Also

FETCh:DATA:TELecom:SOAM:ALARm:SEConds?

:FETCh:DATA:TELecom:SOAM:ALARm:HISTory?

Description

This query returns the history status of an OAM alarm.

At *RST condition, this value is device dependent.

Navigation Path: Results > Alarm/Errors > S-OAM/MPLS-TP OAM > Alarms

Syntax

:FETCh:DATA:TELecom:SOAM:ALARm:HISTory? <wsp><Alarm>

Parameter(s)

Alarm:

The program data syntax for the first parameter is defined as a <CHARACTER PROGRAM DATA> element.

Selects the alarm:

AIS

CCMLEV: Unexp MEG Lvl

CCMLOC: Loss Continuity

CCMMEP: Unexp MEP

CCMMIS: Mismerge

CCMPER: Unexp Period

CFDI: C-FDI

CLOS: C-LOS

CRDI: C-RDI

LCK

RDI

Response Syntax

<History>

Response(s)

History:

The response data syntax for the first parameter is defined as a <CHARACTER RESPONSE DATA> element.

Returns the history alarm status:

PRESENT: At least one alarm has occurred during the test.

ABSENT: No alarm has occurred during the test.

INACTIVE: No test result available.

Example(s)

FETC:DATA:TEL:SOAM:ALARm:HIST? CcmLoc

See Also

FETCh:DATA:TELecom:SOAM:ALARm:CURRent?

:FETCh:DATA:TELecom:SOAM:ALARm:SEConds?

Description

This query returns the number of seconds within which OAM alarm occurred.

At *RST condition, this value is device dependent.

Navigation Path: Results > Alarm/Errors > S-OAM/MPLS-TP OAM > Alarms

Syntax

:FETCh:DATA:TELecom:SOAM:ALARm:SEConds? <wsp><Alarm>

Parameter(s)

Alarm:

The program data syntax for the first parameter is defined as a <CHARACTER PROGRAM DATA> element.

Selects the alarm:

AIS

CCMLEV: Unexp MEG Lvl

CCMLOC: Loss Continuity

CCMMEP: Unexp MEP

CCMMIS: Mismerge

CCMPER: Unexp Period

CFDI: C-FDI

CLOS: C-LOS

CRDI: C-RDI

LCK

RDI

Response Syntax

<Seconds>

Response(s)

Seconds:

The response data syntax for the first parameter is defined as a <NR1 NUMERIC RESPONSE DATA> element.

Returns the number of seconds in alarm.

Example(s)

FETC:DATA:TEL:SOAM:ALARm:SEC? CcmLoc

See Also

FETCh:DATA:TELecom:SOAM:ALARm:HISTory?

:INPut:TELecom:BACKplane:ALARm:STATus:CURRent?

Description
This query returns the current status of Clock alarm.
At *RST condition, this value is device dependent.
Navigation Path: Results > Alarms/Errors > Clock > Alarms

Syntax
:INPut:TELecom:BACKplane:ALARm:STATus:CURRent?

Response Syntax
<Alarm>

Response(s)
Alarm:
The response data syntax for the first parameter is defined as a <CHARACTER RESPONSE DATA> element.
Returns the current alarm status:
PRESENT: An alarm has occurred in the last second.
ABSENT: No alarm has occurred in the last second.
INACTIVE: No test result available.

Example(s)
INP:TEL:BACK:ALAR:STAT:CURR?

See Also
INPut:TELecom:BACKplane:ALARm:STATus:HISTory?

:INPut:TELecom:BACKplane:ALARm:STATus:HISTory?

Description

This query returns the history status of Clock alarm.

At *RST condition, this value is device dependent.

Navigation Path: Results > Alarms/Errors > Clock > Alarms

Syntax

:INPut:TELecom:BACKplane:ALARm:STATus:HISTory?

Response Syntax

<History>

Response(s)

History:

The response data syntax for the first parameter is defined as a <CHARACTER RESPONSE DATA> element.

Returns the history alarm status:

PRESENT: At least one alarm has occurred during the test.

ABSENT: No alarm has occurred during the test.

INACTIVE: No test result available.

Example(s)

INP:TEL:BACK:ALAR:STAT:HIST?

See Also

INPut:TELecom:BACKplane:ALARm:STATus:SEConds?

:INPut:TELecom:BACKplane:ALARm:STATus:SEConds?

Description	This query returns the number of seconds within which Clock alarm occurred. At *RST condition, this value is device dependent. Navigation Path: Results > Alarms/Errors > Clock > Alarms
Syntax	:INPut:TELecom:BACKplane:ALARm:STATus:SEConds?
Response Syntax	<Seconds>
Response(s)	**Seconds**: The response data syntax for the first parameter is defined as a <NR1 NUMERIC RESPONSE DATA> element. Returns the number of seconds in alarm.
Example(s)	INP:TEL:BACK:ALAR:STAT:SEC?
See Also	INPut:TELecom:BACKplane:ALARm:STATus:CURRent?

:SENSe:DATA:TELecom:FETHernet:POAM:BOAM:CSLPi:ENABle

Description	This command enables/disables the FlexE Path OAM Basic Oam CS_LPI monitoring At *RST condition, this value is set to OFF. Navigation Path: Results > Alarms/Errors > Path OAM > CS_LPI Monitoring
Syntax	:SENSe:DATA:TELecom:FETHernet:POAM:BOAM:CSLPi:ENABle <wsp><Status>
Parameter(s)	**Status**: The program data syntax for the first parameter is defined as a <CHARACTER PROGRAM DATA> element. Enables/disables: ON: Enables OFF: Disables
Response Syntax	<Seconds>
Example(s)	SENS:DATA:TEL:FETH:POAM:BOAM:CSLP:ENAB OFF SENS:DATA:TEL:FETH:POAM:BOAM:CSLP:ENAB? Returns: 0

:SENSe:DATA:TELecom:FETHernet:POAM:BOAM:CSLPi:ENABle?

Description	This query returns the enable/disable status of FlexE Path OAM Basic Oam CS_LPI Monitoring At *RST condition, this value is set to OFF. Navigation Path: Results > Alarms/Errors > Path OAM > CS_LPI Monitoring
Syntax	:SENSe:DATA:TELecom:FETHernet:POAM:BOAM:CSLPi:ENABle?
Response Syntax	<Status>
Response(s)	**Status**: The response data syntax for the first parameter is defined as a <BOOLEAN RESPONSE DATA> element. Returns the enable/disable status: 1: Enabled 0: Disabled
Example(s)	SENS:DATA:TEL:FETH:POAM:BOAM:CSLP:ENAB OFF SENS:DATA:TEL:FETH:POAM:BOAM:CSLP:ENAB? Returns: 0

:SENSe:DATA:TELecom:OTN:OPU[1..n]:MSIM

Description

This command enables/disables the Optical Payload Unit-MSIM Monitoring status.

At *RST condition, this value is set to OFF.

Navigation Path: Test > OTN BERT > Results > Alarms/Errors > ODU > OPU > MSIM Monitoring

Syntax

:SENSe:DATA:TELecom:OTN:OPU[1..n]:MSIM <wsp><Set>

Parameter(s)

Set:

The program data syntax for the first parameter is defined as a <BOOLEAN PROGRAM DATA> element.

enables/disables the OPU-PLM (Optical Payload Unit-MSIM Monitoring status).

ON, enables the Optical Payload Unit-MSIM Monitoring status.

OFF, disables the Optical Payload Unit-MSIM Monitoring status.

Response Syntax

<Status>

Example(s)

SENS:DATA:TEL:OTN:OPU1:MSIM ON

SENS:DATA:TEL:OTN:OPU1:MSIM?

Returns: 1

See Also

SOURce:DATA:TELecom:OTN:OPU[1..n]:PCODe?

:SENSe:DATA:TELecom:OTN:OPU[1..n]:MSIM?

Description

This query returns the status of the Optical Payload Unit-MSIM Monitoring status.

At *RST condition, this value is set to OFF.

Navigation Path: Test > OTN BERT > Results > Alarms/Errors > ODU > OPU > MSIM Monitoring

Syntax

:SENSe:DATA:TELecom:OTN:OPU[1..n]:MSIM?

Response Syntax

<Set>

Response(s)

Set:

The response data syntax for the first parameter is defined as a <BOOLEAN RESPONSE DATA> element.

Returns the status of the Optical Payload Unit-MSIM Monitoring status.

1, Optical Payload Unit-MSIM Monitoring status is enabled.

0, Optical Payload Unit-MSIM Monitoring status is disabled.

Example(s)

SENS:DATA:TEL:OTN:OPU1:MSIM ON

SENS:DATA:TEL:OTN:OPU1:MSIM?

Returns: 1

See Also

SOURce:DATA:TELecom:OTN:OPU[1..n]:PCODe

:SOURce:DATA:TELecom:CPRI:ALARm:DEFect

Description

This command selects the continuous CPRI alarm Defect to be injected.

At *RST condition, this Defect type LOF.

Navigation Path: Results > Alarms/Errors > Injection > CPRI > Alarm > Continuous > Defect

Syntax

:SOURce:DATA:TELecom:CPRI:ALARm:DEFect[<wsp><Alarm>]

Parameter(s)

Alarm:

The program data syntax for the first parameter is defined as a <CHARACTER PROGRAM DATA> element.

Selects the alarm to be injected:

LOF

RLOS: R-LOS

RLOF: R-LOF

RAI

SDI

Response Syntax

<Set>

Example(s)

SOUR:DATA:TEL:CPRI:ALAR:DEF LOF

See Also

SOURce:DATA:TELecom:CPRI:ERRor:AUTomated:RATE

:SOURce:DATA:TELecom:CPRI:ALARm:DEFect?

Description

This query returns the continuous CPRI alarm Defect to be injected.

At *RST condition, this Defect type LOF.

Navigation Path: Results > Alarms/Errors > Injection > CPRI > Alarm > Continuous > Defect

Syntax

:SOURce:DATA:TELecom:CPRI:ALARm:DEFect?

Response Syntax

<Alarm>

Response(s)

Alarm:

The response data syntax for the first parameter is defined as a <CHARACTER RESPONSE DATA> element.

Returns the alarm to be injected:

LOF

RLOS: R-LOS

RLOF: R-LOF

RAI

SDI

Example(s)

SOUR:DATa:TEL:CPRI:ALAR:DEF?

See Also

SOURce:DATA:TELecom:CPRI:ERRor:MANual:DEFect?

:SOURce:DATA:TELecom:CPRI:ALARm:GENerate

Description

This command enables/disables the continuous CPRI alarm injection.

At *RST condition, this value is set to off.

Navigation Path: Results > Alarms/Errors > Injection > CPRI > Alarm > Continuous > Inject

Syntax

:SOURce:DATA:TELecom:CPRI:ALARm:GENerate <wsp><Set>

Parameter(s)

Set:

The program data syntax for the first parameter is defined as a <BOOLEAN PROGRAM DATA> element.

Starts/stops the continuous alarm Injection.

ON: Enables alarm generation.

OFF: Disables alarm generation.

Response Syntax

<Alarm>

Example(s)

SOUR:DATA:TEL:CPRI:ALAR:GEN ON

See Also

SOURce:DATA:TELecom:CPRI:ALARm:GENerate?

:SOURce:DATA:TELecom:CPRI:ALARm:GENerate?

Description	This query returns the enable/disable status of the continuous CPRI alarm injection. At *RST condition, this value is set to off. Navigation Path: Results > Alarms/Errors > Injection > CPRI > Alarm > Continuous > Inject
Syntax	:SOURce:DATA:TELecom:CPRI:ALARm:GENerate?
Response Syntax	<set>
Response(s)	**set**: The response data syntax for the first parameter is defined as a <BOOLEAN RESPONSE DATA> element. Returns the enable/disable injection status. 1: Enabled 0: Disabled
Example(s)	SOUR:DATA:TEL:CPRI:ALAR:GEN ON?
See Also	SOURce:DATA:TELecom:CPRI:ALARm:GENerate ON

:SOURce:DATA:TELecom:CPRI:ERRor:AUTomated

Description

This command enables/disables the Rate/Max Rate CPRI error injection.

At *RST condition, this value is set to OFF.

Navigation Path: Results > Alarms/Errors > Injection > CPRI > Error > Rate/Max Rate > Inject

Syntax

:SOURce:DATA:TELecom:CPRI:ERRor:AUTomated <wsp><Inject>

Parameter(s)

Inject:

The program data syntax for the first parameter is defined as a <BOOLEAN PROGRAM DATA> element.

Starts/stops the automated Rate/Max Rate error Injection.

ON: Enables error injection.

OFF: Disables error injection.

Response Syntax

<set>

Example(s)

SOUR:DATA:TEL:CPRI:ERR:AUT ON

See Also

SOURce:DATA:TELecom:CPRI:INTerface:ERRor:AUTomated

:SOURce:DATA:TELecom:CPRI:ERRor:AUTomated:CONTinuous

Description	This command selects the automated CPRI error Mode: ON for Max Rate and OFF for Rate. At *RST condition, this value is set to OFF. Navigation Path: Results > Alarms/Errors > Injection > CPRI > Error > Mode
Syntax	:SOURce:DATA:TELecom:CPRI:ERRor:AUTomated:CONTinuous <wsp><Mode>
Parameter(s)	**Mode**: The program data syntax for the first parameter is defined as a <BOOLEAN PROGRAM DATA> element. Sets the automated error Mode: ON: Max Rate OFF: Rate
Response Syntax	<set>
Example(s)	SOUR:DATA:TEL:CPRI:ERR:AUT:CONT ON
See Also	SOURce:DATA:TELecom:CPRI:ERRor:MANual:DEFect?

:SOURce:DATA:TELecom:CPRI:ERRor:AUTomated:CONTinuous?

Description	This query returns the automated CPRI error Mode: ON for Max Rate and OFF for Rate. At *RST condition, this value is set to OFF. Navigation Path: Results > Alarms/Errors > Injection > CPRI > Error > Mode
Syntax	:SOURce:DATA:TELecom:CPRI:ERRor:AUTomated:CONTinuous?
Response Syntax	<Mode>
Response(s)	**Mode**: The response data syntax for the first parameter is defined as a <BOOLEAN RESPONSE DATA> element. Returns the automated error Mode: 1: Max Rate 0: Rate
Example(s)	SOUR:DATA:TEL:CPRI:ERR:AUT:CONT? Returns Injection: ON/OFF
See Also	SOURce:DATA:TELecom:CPRI:VERDict:ENABle

:SOURce:DATA:TELecom:CPRI:ERRor:AUTomated:DEFect

Description

This command sets the automated CPRI error Defect to be injected.

At *RST condition, this Defect type FAS.

Navigation Path: Results > Alarms/Errors > Injection > CPRI > Error > Rate/Max Rate > Defect

Syntax

:SOURce:DATA:TELecom:CPRI:ERRor:AUTomated:DEFect <wsp><Error>

Parameter(s)

Error:

The program data syntax for the first parameter is defined as a <CHARACTER PROGRAM DATA> element.

Selects the error to be injected:

FAS

Response Syntax

<Mode>

Example(s)

SOUR:DATa:TEL:CPRI:ERR:AUT:DEF FAS

See Also

SOURce:DATA:TELecom:CPRI:ERRor:MANual:DEFect?

:SOURce:DATA:TELecom:CPRI:ERRor:AUTomated:DEFect?

Description	This query returns the automated CPRI error Defect to be injected. At *RST condition, this Defect type FAS. Navigation Path: Results > Alarms/Errors > Injection > CPRI > Error > Rate/Max Rate > Defect
Syntax	:SOURce:DATA:TELecom:CPRI:ERRor:AUTomated:DEFect?
Response Syntax	<Error>
Response(s)	**Error**: The response data syntax for the first parameter is defined as a <CHARACTER RESPONSE DATA> element. Returns the error to be injected: FAS
Example(s)	SOUR:DATa:TEL:CPRI:ERR:AUT:DEF?
See Also	SOURce:DATA:TELecom:CPRI:ERRor:MANual:DEFect?

:SOURce:DATA:TELecom:CPRI:ERRor:AUTomated:RATE

Description

This command sets the automated CPRI error Rate to be injected.

At *RST condition, this value is set to 1.0E-07.

Navigation Path: Results > Alarms/Errors > Injection > CPRI > Error > Rate > Rate

Syntax

:SOURce:DATA:TELecom:CPRI:ERRor:AUTomated:RATE[<wsp><RATE>]

Parameter(s)

RATE:

The program data syntax for the first parameter is defined as a <DECIMAL NUMERIC PROGRAM DATA> element.

Sets the rate of error to be injected:

1.0E-07 to 5.0E-01

MAXimum: Biggest supported rate

MINimum: Smallest supported rate

DEFault: Default rate

Response Syntax

<Error>

Example(s)

SOUR:DATa:TEL:CPRI:ERR:AUT:RATE

See Also

SOURce:DATA:TELecom:CPRI:INTerface:ERRor:AUTomated:RATE

:SOURce:DATA:TELecom:CPRI:ERRor:AUTomated:RATE?

Description

This query returns the automated CPRI error Rate to be injected.

At *RST condition, this value is set to 1.0E-07.

Navigation Path:Results > Alarms/Errors > Injection > CPRI > Error > Rate > Rate

Syntax

:SOURce:DATA:TELecom:CPRI:ERRor:AUTomated:RATE?[<wsp><Value>]

Parameter(s)

Value:

The program data syntax for the first parameter is defined as a <CHARACTER PROGRAM DATA> element.

This parameter is optional. If no token is specified, the current injection rate is returned.

MAXimum: Biggest supported rate

MINimum: Smallest supported rate

DEFault: Default rate

Response Syntax

<Rate>

Response(s)

Rate:

The response data syntax for the first parameter is defined as a <NR3 NUMERIC RESPONSE DATA> element.

Returns the rate of error to be injected.

Example(s)

SOUR:DATa:TEL:CPRI:ERR:AUT:RATE?

See Also

SOURce:DATA:TELecom:CPRI:INTerface:ERRor:AUTomated:RATE?

:SOURce:DATA:TELecom:CPRI:ERRor:AUTomated?

Description

This query returns the enable/disable status of the Rate/Max Rate CPRI error injection.

At *RST condition, this value is set to OFF.

Navigation Path: Results > Alarms/Errors > Injection > CPRI > Error > Rate/Max Rate > Inject

Syntax

:SOURce:DATA:TELecom:CPRI:ERRor:AUTomated?

Response Syntax

<Inject>

Response(s)

Inject:

The response data syntax for the first parameter is defined as a <BOOLEAN RESPONSE DATA> element.

Returns the enable/disable injection status:

1: Enabled

0: Disabled

Example(s)

SOUR:DATA:TEL:CPRI:ERR:AUT ON

SOUR:DATA:TEL:CPRI:ERR:AUT?

See Also

SOURce:DATA:TELecom:CPRI:INTerface:ERRor:AUTomated?

:SOURce:DATA:TELecom:CPRI:ERRor:MANual:AMOunt

Description

This command sets the manual CPRI error Amount to be injected.

At *RST condition, this value is set to 1.

Navigation Path: Results > Alarms/Errors > Injection > CPRI > Error > Manual > Amount

Syntax

:SOURce:DATA:TELecom:CPRI:ERRor:MANual:AMOunt <wsp><Amount>

Parameter(s)

Amount:

The program data syntax for the first parameter is defined as a <DECIMAL NUMERIC PROGRAM DATA> element.

Sets the amount of error to be injected.

MAXimum: Biggest supported value.

MINimum: Smallest supported value.

DEFault: Default value.

Response Syntax

<Inject>

Example(s)

SOUR:DATa:TEL:CPRI:ERR:MAN:AMO

See Also

SOURce:DATA:TELecom:CPRI:INTerface:ERRor:MANual:AMOunt

:SOURce:DATA:TELecom:CPRI:ERRor:MANual:AMOunt?

Description

This query returns the manual CPRI error Amount to be injected.

At *RST condition, this value is set to 1.

Navigation Path: Results > Alarms/Errors > Injection > _ > Error > Manual > Amount

Syntax

:SOURce:DATA:TELecom:CPRI:ERRor:MANual:AMOunt?[<wsp><Vaue>]

Parameter(s)

Vaue:

The program data syntax for the first parameter is defined as a <CHARACTER PROGRAM DATA> element.

This parameter is optional. If no token is specified, the current amount is returned.

MAXimum: Biggest supported value.

MINimum: Smallest supported value.

DEFault: Default value.

Response Syntax

<Amount>

Response(s)

Amount:

The response data syntax for the first parameter is defined as a <NR1 NUMERIC RESPONSE DATA> element.

Returns the amount of error to be injected.

Example(s)

SOUR:DATa:TEL:CPRI:ERR:MAN:AMO?

See Also

SOURce:DATA:TELecom:CPRI:INTerface:ERRor:MANual:AMOunt?

:SOURce:DATA:TELecom:CPRI:ERRor:MANual:DEFect

Description

This command sets the manual CPRI error Defect to be injected.

At *RST condition, this defect type is FAS.

Navigation Path: Results > Alarms/Errors > Injection > CPRI > Error > Manual > Defect

Syntax

:SOURce:DATA:TELecom:CPRI:ERRor:MANual:DEFect <wsp><Error>

Parameter(s)

Error:

The program data syntax for the first parameter is defined as a <CHARACTER PROGRAM DATA> element.

Selects the error to be injected:

FAS

66BBLOCK

SYNCHEADER

Response Syntax

<Amount>

Example(s)

SOUR:DATa:TEL:CPRI:ERR:MAN:DEF FAS

See Also

SOURce:DATA:TELecom:CPRI:ALARm:DEFect?

:SOURce:DATA:TELecom:CPRI:ERRor:MANual:DEFect?

Description	This query returns the manual CPRI error Defect to be injected. At *RST condition, this defect type is FAS. Navigation Path: Results > Alarms/Errors > Injection > _ > Error > Manual > Defect
Syntax	:SOURce:DATA:TELecom:CPRI:ERRor:MANual:DEFect?
Response Syntax	<Defect>
Response(s)	**Defect**: The response data syntax for the first parameter is defined as a <CHARACTER RESPONSE DATA> element. Returns the error to be injected: FAS
Example(s)	SOUR:DATa:TEL:CPRI:ERR:MAN:DEF?
See Also	SOURce:DATA:TELecom:CPRI:ALARm:DEFect?

:SOURce:DATA:TELecom:CPRI:ERRor:MANual:INJect

Description	This command enables/disables the manual CPRI error injection. This command is an event and is not associated with an *RST condition or a query form. Navigation Path: Results > Alarms/Errors > Injection > _ > Error > Manual > Inject
Syntax	:SOURce:DATA:TELecom:CPRI:ERRor:MANual:INJect
Response Syntax	<Defect>
Example(s)	SOUR:DATA:TEL:CPRI:ERR:MAN:INJect
See Also	SOURce:DATA:TELecom:CPRI:INTerface:ERRor:MANual:INJect

:SOURce:DATA:TELecom:CPRI:FEC:ERRor:AMOunt

Description

This command sets the amount of RS-FEC error to be injected for CPRI 24.3G.

At *RST condition, this value is set to 1.

Navigation Path: Results > Alarms/Errors > Global Injection > Layer (RS-FEC) > Amount

Syntax

:SOURce:DATA:TELecom:CPRI:FEC:ERRor:AMOunt <wsp><Amount>

Parameter(s)

Amount:

The program data syntax for the first parameter is defined as a <DECIMAL NUMERIC PROGRAM DATA> element.

Sets the amount of FEC error to be injected.

DEFault: Default amount of RS-FEC error

MAXimum: Greatest supported amount

MINimum: Smallest supported amount

Response Syntax

<Defect>

Example(s)

SOUR:DATA:TEL:CPRI:FEC:ERR:AMO 50

SOUR:DATA:TEL:CPRI:FEC:ERR:AMO?

Returns: 50

See Also

SOURce:DATA:TELecom:CPRI:FEC:ERRor:MANual:TYPE

SOURce:DATA:TELecom:CPRI:FEC:ERRor:AMOunt

SOURce:DATA:TELecom:CPRI:FEC:ERRor:INJect

:SOURce:DATA:TELecom:CPRI:FEC:ERRor:AMOunt?

Description

This query returns the manual RS-FEC error Amount to be injected for CPRI 24.3G.

At *RST condition, this value is set to 1.

Navigation Path: Results > Alarms/Errors > Injection > Layer (RS-FEC) > Error > Manual > Amount

Syntax

:SOURce:DATA:TELecom:CPRI:FEC:ERRor:AMOunt?[<wsp><Amount>]

Parameter(s)

Amount:

The program data syntax for the first parameter is defined as a <CHARACTER PROGRAM DATA> element.

This parameter is optional. If no token is specified, the current amount is returned.

MAXimum: Biggest supported value.

MINimum: Smallest supported value.

DEFault: Default value.

Response Syntax

<Amount>

Response(s)

Amount:

The response data syntax for the first parameter is defined as a <NR1 NUMERIC RESPONSE DATA> element.

Returns the amount of error to be injected.

Example(s)

SOUR:DATA:TEL:CPRI:FEC:ERR:AMO 50

SOUR:DATA:TEL:CPRI:FEC:ERR:AMO?

Returns: 50

See Also

SOURce:DATA:TELecom:CPRI:FEC:ERRor:MANual:TYPE

SOURce:DATA:TELecom:CPRI:FEC:ERRor:AMOunt

SOURce:DATA:TELecom:CPRI:FEC:ERRor:INJect

:SOURce:DATA:TELecom:CPRI:FEC:ERRor:AUTomated

Description

This command enables/disables the rate/Max Rate RS-FEC error injection for CPRI 24.3G.

At *RST condition, this value is set to OFF.

Navigation Path: Results > Alarms/Errors > Injection > Layer (RS-FEC) > Error > Rate/Max Rate > Inject

Syntax

:SOURce:DATA:TELecom:CPRI:FEC:ERRor:AUTomated <wsp><Inject>

Parameter(s)

Inject:

The program data syntax for the first parameter is defined as a <CHARACTER PROGRAM DATA> element.

Starts/stops the automated Rate/Max Rate error Injection.

ON: Enables error injection.

OFF: Disables error injection.

Response Syntax

<Amount>

Example(s)

SOUR:DATA:TEL:CPRI:FEC:ERR:AUT OFF

SOUR:DATA:TEL:CPRI:FEC:ERR:AUT?

Returns: 0

See Also

SOURce:DATA:TELecom:CPRI:FEC:ERRor:AUTomated:CONTinuous

:SOURce:DATA:TELecom:CPRI:FEC:ERRor:AUTomated:CONTinuous

Description	This command sets the automated RS-FEC error Mode for CPRI 24.3G: ON for Max Rate and OFF for Rate. At *RST condition, this value is set to OFF. Navigation Path: Results > Alarms/Errors > Injection > Layer (RS-FEC) > Error > Mode
Syntax	:SOURce:DATA:TELecom:CPRI:FEC:ERRor:AUTomated:CONTinuous <wsp><Mode>
Parameter(s)	**Mode**: The program data syntax for the first parameter is defined as a <CHARACTER PROGRAM DATA> element. Sets the automated error Mode: ON: Max Rate OFF: Rate
Response Syntax	<Amount>
Example(s)	SOUR:DATA:TEL:CPRI:FEC:ERR:AUT:CONT OFF SOUR:DATA:TEL:CPRI:FEC:ERR:AUT:CONT? Returns: 0
See Also	SOURce:DATA:TELecom:CPRI:FEC:ERRor:AUTomated

:SOURce:DATA:TELecom:CPRI:FEC:ERRor:AUTomated:CONTinuous?

Description	This query returns the automated RS-FEC error Mode for CPRI 24.3G: ON for Max Rate and OFF for Rate. At *RST condition, this value is set to OFF. Navigation Path: Results > Alarms/Errors > Injection > Layer (RS-FEC) > Error > Mode
Syntax	:SOURce:DATA:TELecom:CPRI:FEC:ERRor:AUTomated:CONTinuous?
Response Syntax	<Mode>
Response(s)	**Mode**: The response data syntax for the first parameter is defined as a <BOOLEAN RESPONSE DATA> element. Returns the automated error Mode: 1: Max Rate 0: Rate
Example(s)	SOUR:DATA:TEL:CPRI:FEC:ERR:AUT:CONT ON SOUR:DATA:TEL:CPRI:FEC:ERR:AUT:CONT? Returns: 1
See Also	SOURce:DATA:TELecom:CPRI:FEC:ERRor:AUTomated?

:SOURce:DATA:TELecom:CPRI:FEC:ERRor:AUTomated:RATE

Description

This command serts the automated RS-FEC error Rate to be injected for CPRI 24.3G.

At *RST condition, this value is set to 1.0E-04.

Navigation Path: Results > Alarms/Errors > Injection > Layer (RS-FEC) > Error > Rate > Rate

Syntax

:SOURce:DATA:TELecom:CPRI:FEC:ERRor:AUTomated:RATE <wsp><Rate>

Parameter(s)

Rate:

The program data syntax for the first parameter is defined as a <DECIMAL NUMERIC PROGRAM DATA> element.

Sets the rate of FEC error to be injected.

MAXimum: Biggest supported rate

MINimum: Smallest supported rate

DEFault: Default rate

Response Syntax

<Mode>

Example(s)

SOUR:DATA:TEL:CPRI:FEC:ERR:AUT:RATE MIN

See Also

SOURce:DATA:TELecom:CPRI:FEC:ERRor:AMOunt

:SOURce:DATA:TELecom:CPRI:FEC:ERRor:AUTomated:RATE?

Description

This query returns the automated RS-FEC error Rate to be injected for CPRI 24.3G.

At *RST condition, this value is set to 1.0E-02.

Navigation Path: Results > Alarms/Errors > Injection > Layer (RS-FEC) > Error > Rate > Rate

Syntax

:SOURce:DATA:TELecom:CPRI:FEC:ERRor:AUTomated:RATE?[<wsp><Rate>]

Parameter(s)

Rate:

The program data syntax for the first parameter is defined as a <CHARACTER PROGRAM DATA> element.

This parameter is optional. If no token is specified, the current injection rate is returned.

MAXimum: Biggest rate

MINimum: Smallest rate

DEFault: Default rate

Response Syntax

<Error>

Response(s)

Error:

The response data syntax for the first parameter is defined as a <NR3 NUMERIC RESPONSE DATA> element.

Returns the rate of error to be injected.

Example(s)

SOUR:DATA:TEL:CPRI:FEC:ERR:AUT:RATE

See Also

SOURce:DATA:TELecom:CPRI:FEC:ERRor:AMOunt?

:SOURce:DATA:TELecom:CPRI:FEC:ERRor:AUTomated:TYPE

Description

This command selects the automated RS-FEC error Defect to be injected for CPRI 24.3G.

At *RST condition, this value is set to FSERR.

Navigation Path: Results > Alarms/Errors > Injection > Layer (RS-FEC) > Error > Rate/Max Rate > Defect

Syntax

:SOURce:DATA:TELecom:CPRI:FEC:ERRor:AUTomated:TYPE <wsp><Error>

Parameter(s)

Error:

The program data syntax for the first parameter is defined as a <CHARACTER PROGRAM DATA> element.

Selects the FEC error to be injected:

FCCW: FEC-COR-CW

FUCW: FEC-UNCOR-CW

FSERR: Pre-FEC-SYMB

Response Syntax

<Error>

Example(s)

SOUR:DATA:TEL:CPRI:FEC:ERR:AUT:TYPE FSERR

See Also

SOURce:DATA:TELecom:CPRI:FEC:ERRor:MANual:TYPE

:SOURce:DATA:TELecom:CPRI:FEC:ERRor:AUTomated:TYPE?

Description

This query returns the automated RS-FEC error Defect to be injected for CPRI 24.3G.

At *RST condition, this value is set to FSERR.

Navigation Path: Results > Alarms/Errors > Injection > Layer (RS-FEC) > Error > Rate/Max Rate > Defect

Syntax

:SOURce:DATA:TELecom:CPRI:FEC:ERRor:AUTomated:TYPE?

Response Syntax

<Error>

Response(s)

Error:

The response data syntax for the first parameter is defined as a <CHARACTER RESPONSE DATA> element.

Returns the FEC error to be injected:

FCCW: FEC-COR-CW

FUCW: FEC-UNCOR-CW

FSERR: Pre-FEC-SYMB

Example(s)

SOUR:DATA:TEL:CPRI:FEC:ERR:AUT:TYPE?

See Also

SOURce:DATA:TELecom:CPRI:FEC:ERRor:MANual:TYPE?

:SOURce:DATA:TELecom:CPRI:FEC:ERRor:AUTomated?

Description

This query returns the enable/disable status of the rate/Max Rate RS-FEC error injection for CPRI 24.3G.

At *RST condition, this value is set to OFF.

Navigation Path: Results > Alarms/Errors > Injection > Layer (RS-FEC) > Error > Rate/Max Rate > Inject

Syntax

:SOURce:DATA:TELecom:CPRI:FEC:ERRor:AUTomated?

Response Syntax

<Inject>

Response(s)

Inject:

The response data syntax for the first parameter is defined as a <BOOLEAN RESPONSE DATA> element.

Returns the enable/disable injection status.

1: Enabled

0: Disabled

Example(s)

SOUR:DATA:TEL:CPRI:FEC:ERR:AUT ON

SOUR:DATA:TEL:CPRI:FEC:ERR:AUT?

Returns: 0

See Also

SOURce:DATA:TELecom:CPRI:FEC:ERRor:AUTomated:CONTinuous?

:SOURce:DATA:TELecom:CPRI:FEC:ERRor:INJect

Description	This command enables/disables the manual RS-FEC error injection for CPRI 24.3G. This command is an event and has no associated # RST condition or query form. Navigation Path: Results > Alarms/Errors > Injection > Layer (RS-FEC) > Error > Manual > Inject
Syntax	:SOURce:DATA:TELecom:CPRI:FEC:ERRor:INJect
Response Syntax	<Inject>
Example(s)	SOUR:DATA:TEL:CPRI:FEC:ERR:INJ
See Also	SOURce:DATA:TELecom:CPRI:FEC:ERRor:MANual:TYPE? SOURce:DATA:TELecom:CPRI:FEC:ERRor:AMOunt?

:SOURce:DATA:TELecom:CPRI:FEC:ERRor:MANual:TYPE

Description

This command selects the manual RS-FEC error defect to be injected for CPRI 24.3G

At *RST condition, this value is set to FSERR.

Navigation Path: Alarms/Errors > Injection > Layer (RS-FEC) > Error > Manual > Defect

Syntax

:SOURce:DATA:TELecom:CPRI:FEC:ERRor:MANual:TYPE <wsp><Error>

Parameter(s)

Error:

The program data syntax for the first parameter is defined as a <CHARACTER PROGRAM DATA> element.

Selects the FEC error to be injected:

FCCW: FEC-COR-CW

FUCW: FEC-UNCOR-CW

FSERR: Pre-FEC-SYMB

Response Syntax

<Inject>

Example(s)

SOUR:DATA:TEL:CPRI:FEC:ERR:MAN:TYPE FUCW

SOUR:DATA:TEL:CPRI:FEC:ERR:MAN:TYPE?

Returns: FUCW

See Also

SOUR:DATA:TELecom:CPRI:FEC:ERRor:MANual:TYPE

SOUR:DATA:TELecom:CPRI:FEC:ERRor:AMOunt

SOUR:DATA:TELecom:CPRI:FEC:ERRor:INJect

:SOURce:DATA:TELecom:CPRI:FEC:ERRor:MANual:TYPE?

Description

This query returns the manual RS-FEC error Defect to be injected for CPRI 24.3G.

At *RST condition, this value is set to FSERR.

Navigation Path: Alarms/Errors > Injection > Layer (RS-FEC) > Error > Manual > Defect

Syntax

:SOURce:DATA:TELecom:CPRI:FEC:ERRor:MANual:TYPE?

Response Syntax

<Error>

Response(s)

Error:

The response data syntax for the first parameter is defined as a <CHARACTER RESPONSE DATA> element.

Returns the FEC error to be injected:

FCCW: FEC-COR-CW

FUCW: FEC-UNCOR-CW

FSERR: Pre-FEC-SYMB

Example(s)

SOUR:DATA:TEL:CPRI:FEC:ERR:MAN:TYPE FSERR

SOUR:DATA:TEL:CPRI:FEC:ERR:MAN:TYPE?

Returns: FSERR

See Also

SOUR:DATA:TELecom:CPRI:FEC:ERRor:MANual:TYPE

SOUR:DATA:TELecom:CPRI:FEC:ERRor:AMOunt

SOUR:DATA:TELecom:CPRI:FEC:ERRor:INJect

:SOURce:DATA:TELecom:CPRI:INTerface:ERRor:AUTomated

Description

This command enables/disables the Rate/Max Rate Interface (CPRI) error injection.

At *RST condition, this value is set to OFF.

Navigation Path: Results > Alarms/Errors > Injection > Interface > Error > Rate/Max Rate > Inject

Syntax

:SOURce:DATA:TELecom:CPRI:INTerface:ERRor:AUTomated <wsp><Inject>

Parameter(s)

Inject:

The program data syntax for the first parameter is defined as a <BOOLEAN PROGRAM DATA> element.

Starts/stops the automated Rate/Max Rate error Injection.

ON: Enables error injection.

OFF: Disables error injection.

Response Syntax

<Error>

Example(s)

SOUR:DATA:TEL:CPRI:INT:ERR:AUT ON

See Also

SOURce:DATA:TELecom:CPRI:ERRor:AUTomated

:SOURce:DATA:TELecom:CPRI:INTerface:ERRor:AUTomated:CONTinuous

Description	This command sets the automated Interface (CPRI) error Mode: ON for Max Rate and OFF for Rate. At *RST condition, this value is set to OFF. Navigation Path: Results > Alarms/Errors > Injection > Interface > Error > Mode
Syntax	:SOURce:DATA:TELecom:CPRI:INTerface:ERRor:AUTomated:CONTinuous <wsp><Mode>
Parameter(s)	**Mode**: The program data syntax for the first parameter is defined as a <BOOLEAN PROGRAM DATA> element. Sets the automated error Mode: ON: Max Rate OFF: Rate
Response Syntax	<Error>
Example(s)	SOUR:DATA:TEL:CPRI:INT:ERR:AUT:CONT ON
See Also	SOURce:DATA:TELecom:CPRI:INTerface:ERRor:MANual:INJect

:SOURce:DATA:TELecom:CPRI:INTerface:ERRor:AUTomated:CONTinuous?

Description	This query returns the automated Interface (CPRI) error Mode: ON for Max Rate and OFF for Rate. At *RST condition, this value is set to OFF. Navigation Path: Results > Alarms/Errors > Injection > Interface > Error > Mode
Syntax	:SOURce:DATA:TELecom:CPRI:INTerface:ERRor:AUTomated:CONTinuous?
Response Syntax	<Mode>
Response(s)	**Mode**: The response data syntax for the first parameter is defined as a <BOOLEAN RESPONSE DATA> element. Returns the automated error Mode: 1: Max Rate 0: Rate
Example(s)	SOUR:DATA:TEL:CPRI:INT:ERR:AUT:CONT?
See Also	SOURce:DATA:TELecom:CPRI:INTerface:ERRor:AUTomated?

:SOURce:DATA:TELecom:CPRI:INTerface:ERRor:AUTomated:RATE

Description	This command sets the automated Interface (CPRI) error Rate to be injected. At *RST condition, this value is set to 1.0E-04. Navigation Path: Results > Alarms/Errors > Injection > Interface > Error > Rate > Rate
Syntax	:SOURce:DATA:TELecom:CPRI:INTerface:ERRor:AUTomated:RATE <wsp><RATE>
Parameter(s)	**RATE**: The program data syntax for the first parameter is defined as a <DECIMAL NUMERIC PROGRAM DATA> element. Sets the rate of error to be injected. Range is 1.0E-09 to 2.2E-04. MAXimum: Biggest supported rate MINimum: Smallest supported rate DEFault: Default rate
Response Syntax	<Mode>
Example(s)	SOUR:DATa:TEL:CPRI:INT:ERR:AUT:RATE
See Also	SOURce:DATA:TELecom:CPRI:ERRor:MANual:DEFect?

:SOURce:DATA:TELecom:CPRI:INTerface:ERRor:AUTomated:RATE?

Description

This query returns the automated Interface (CPRI) error Rate to be injected.

At *RST condition, this value is set to 1.0E-09.

Navigation Path: Results > Alarms/Errors > Injection > Interface > Error > Rate > Rate

Syntax

:SOURce:DATA:TELecom:CPRI:INTerface:ERRor:AUTomated:RATE?[<wsp><Rate>]

Parameter(s)

Rate:

The program data syntax for the first parameter is defined as a <CHARACTER PROGRAM DATA> element.

This parameter is optional. If no token is specified, the current injection rate is returned.

MAXimum: Biggest supported rate

MINimum: Smallest supported rate

DEFault: Default rate

Response Syntax

<Rate>

Response(s)

Rate:

The response data syntax for the first parameter is defined as a <NR3 NUMERIC RESPONSE DATA> element.

Returns the rate of error to be injected.

Example(s)

SOUR:DATa:TEL:CPRI:INT:ERR:AUT:RATE?

See Also

SOURce:DATA:TELecom:CPRI:RTD:TOFFset

:SOURce:DATA:TELecom:CPRI:INTerface:ERRor:AUTomated:TYPE

Description	This command selects the automated Interface (CPRI) error Defect to be injected. At *RST condition, this Defect type CV. Navigation Path: Results > Alarms/Errors > Injection > Interface > Error > Rate/Max Rate > Defect
Syntax	:SOURce:DATA:TELecom:CPRI:INTerface:ERRor:AUTomated:TYPE <wsp><Defect>
Parameter(s)	**Defect**: The program data syntax for the first parameter is defined as a <CHARACTER PROGRAM DATA> element. Selects the error to be injected: CV: Code Violation K307: K30.7 66BBlock: 66B Block SYNCHEADER: Sync Header
Response Syntax	<Rate>
Example(s)	SOUR:DATA:TEL:CPRI:INT:ERR:AUT:TYPE CV
See Also	SOURce:DATA:TELecom:CPRI:INTerface:ERRor:AUTomated:TYPE?

:SOURce:DATA:TELecom:CPRI:INTerface:ERRor:AUTomated:TYPE?

Description

This query returns the automated Interface (CPRI) error Defect to be injected.

At *RST condition, this Defect type CV.

Navigation Path: Results > Alarms/Errors > Injection > Interface > Error > Rate/Max Rate > Defect

Syntax

:SOURce:DATA:TELecom:CPRI:INTerface:ERRor:AUTomated:TYPE?

Response Syntax

<Defect>

Response(s)

Defect:

The response data syntax for the first parameter is defined as a <CHARACTER RESPONSE DATA> element.

Returns the error to be injected:

CV: Code Violation

K307: K30.7

66BBLOCK: 66B Block

SYNCHEADER: Sync Header

Example(s)

SOUR:DATA:TEL:CPRI:INT:ERR:AUT:TYPE CV

SOUR:DATA:TEL:CPRI:INT:ERR:AUT:TYPE?

Returns: CV

See Also

SOURce:DATA:TELecom:CPRI:ERRor:MANual:DEFect?

:SOURce:DATA:TELecom:CPRI:INTerface:ERRor:AUTomated?

Description	This query returns the enable/disable status of the Rate/Max Rate Interface (CPRI) error injection. At *RST condition, this value is set to OFF. Navigation Path: Results > Alarms/Errors > Injection > Interface > Error > Rate/Max Rate > Inject
Syntax	:SOURce:DATA:TELecom:CPRI:INTerface:ERRor:AUTomated?
Response Syntax	<Status>
Response(s)	**Status**: The response data syntax for the first parameter is defined as a <BOOLEAN RESPONSE DATA> element. Returns the enable/disable injection status: 1: Enabled 0: Disabled
Example(s)	SOUR:DATA:TEL:CPRI:INT:ERR:AUT?
See Also	SOURce:DATA:TELecom:CPRI:ERRor:AUTomated?

:SOURce:DATA:TELecom:CPRI:INTerface:ERRor:MANual:AMOunt

Description	This command sets the manual Interface (CPRI) error Amount to be injected. At *RST condition, this value is set to 1. Navigation Path: Results > Alarms/Errors > Injection > Interface > Error > Manual > Amount
Syntax	:SOURce:DATA:TELecom:CPRI:INTerface:ERRor:MANual:AMOunt <wsp><Amount>
Parameter(s)	**Amount**: The program data syntax for the first parameter is defined as a <DECIMAL NUMERIC PROGRAM DATA> element. Sets the amount of error to be injected. MAXimum: Biggest supported value. MINimum: Smallest supported value. DEFault: Default value.
Response Syntax	<Status>
Example(s)	SOUR:DATa:TEL:CPRI:INT:ERR:MAN:AMO
See Also	SOURce:DATA:TELecom:CPRI:RTD:TOFFset

:SOURce:DATA:TELecom:CPRI:INTerface:ERRor:MANual:AMOunt?

Description	This query returns the manual Interface (CPRI) error Amount to be injected. At *RST condition, this value is set to 1. Navigation Path: Results > Alarms/Errors > Injection > Interface > Error > Manual > Amount
Syntax	:SOURce:DATA:TELecom:CPRI:INTerface:ERRor:MANual:AMOunt?[<wsp><Value>]
Parameter(s)	**Value**: The program data syntax for the first parameter is defined as a <CHARACTER PROGRAM DATA> element. This parameter is optional. If no token is specified, the current amount is returned. MAXimum: Biggest supported value. MINimum: Smallest supported value. DEFault: Default value.
Response Syntax	<Amount>
Response(s)	**Amount**: The response data syntax for the first parameter is defined as a <NR1 NUMERIC RESPONSE DATA> element. Returns the amount of error to be injected.
Example(s)	SOUR:DATa:TEL:CPRI:INT:ERR:MAN:AMO?
See Also	SOURce:DATA:TELecom:CPRI:RTD:TOFFset?

:SOURce:DATA:TELecom:CPRI:INTerface:ERRor:MANual:INJect

Description	This command enables/disables the manual Interface (CPRI) error injection. This command is an event and is not associated with an *RST condition or a query form. Navigation Path: Results > Alarms/Errors > Injection > Interface > Error > Manual > Inject
Syntax	:SOURce:DATA:TELecom:CPRI:INTerface:ERRor:MANual:INJect
Response Syntax	<Amount>
Example(s)	SOUR:DATA:TEL:CPRI:INT:ERR:MAN:INJ
See Also	SOURce:DATA:TELecom:CPRI:ERRor:MANual:INJect

:SOURce:DATA:TELecom:CPRI:INTerface:ERRor:MANual:TYPE

Description

This command selects the manual Interface (CPRI) error Defect to be injected.

At *RST condition, this Defect type CV.

Navigation Path: Results > Alarms/Errors > Injection > Interface > Error > Manual > Defect

Syntax

:SOURce:DATA:TELecom:CPRI:INTerface:ERRor:MANual:TYPE <wsp><Defect>

Parameter(s)

Defect:

The program data syntax for the first parameter is defined as a <CHARACTER PROGRAM DATA> element.

Selects the error to be injected:

CV: Code Violation

K307: K30.7

66BBlock: 66B Block

SYNCHEADER: Sync Header

Response Syntax

<Amount>

Example(s)

SOUR:DATa:TEL:CPRI:INT:ERR:MAN:TYPE CV

See Also

SOURce:DATA:TELecom:CPRI:ERRor:MANual:AMOunt

:SOURce:DATA:TELecom:CPRI:INTerface:ERRor:MANual:TYPE?

Description	This query returns the manual Interface (CPRI) error Defect to be injected. At *RST condition, this Defect type CV. Navigation Path: Results > Alarms/Errors > Injection > Interface > Error > Manual > Defect
Syntax	:SOURce:DATA:TELecom:CPRI:INTerface:ERRor:MANual:TYPE?
Response Syntax	<Defect>
Response(s)	**Defect**: The response data syntax for the first parameter is defined as a <CHARACTER RESPONSE DATA> element. Returns the error to be injected: CV: Code Violation K307: K30.7 66BBLOCK: 66B Block SYNCHEADER: Sync Header
Example(s)	SOUR:DATa:TEL:CPRI:INT:ERR:MAN:TYPE?
See Also	SOURce:DATA:TELecom:CPRI:ERRor:MANual:DEFect?

:SOURce:DATA:TELecom:CPRI:OBSai:ALARm:DEFect

Description

This command selects the continuous OBSAI alarm Defect to be injected.

At *RST condition, this defect type is LOF.

Navigation Path: Results > Alarms/Errors > Injection > OBSAI > Alarm > Continuous > Defect

Syntax

:SOURce:DATA:TELecom:CPRI:OBSai:ALARm:DEFect[<wsp><Alarm>]

Parameter(s)

Alarm:

The program data syntax for the first parameter is defined as a <CHARACTER PROGRAM DATA> element.

Selects the alarm to be injected:

LOF

Response Syntax

<Defect>

Example(s)

SOUR:DATA:TEL:CPRI:OBSAI:ALAR:DEF LOF

See Also

SOURce:DATA:TELecom:CPRI:ERRor:AUTomated:RATE

:SOURce:DATA:TELecom:CPRI:OBSai:ALARm:DEFect?

Description

This query returns the continuous OBSAI alarm Defect to be injected.

At *RST condition, this Defect type LOF.

Navigation Path: Results > Alarms/Errors > Injection > OBSAI > Alarm > Continuous > Defect

Syntax

:SOURce:DATA:TELecom:CPRI:OBSai:ALARm:DEFect?

Response Syntax

<Alarm>

Response(s)

Alarm:

The response data syntax for the first parameter is defined as a <CHARACTER RESPONSE DATA> element.

Returns the alarm to be injected:

LOF

Example(s)

SOUR:DATa:TEL:CPRI:OBSAI:ALAR:DEF?

See Also

SOURce:DATA:TELecom:CPRI:ERRor:MANual:DEFect?

:SOURce:DATA:TELecom:CPRI:OBSai:ALARm:GENerate

Description

This command enables/disables the continuous OBSAI alarm injection.

At *RST condition, this value is set to OFF.

Navigation Path: Results > Alarms/Errors > Injection > OBSAI > Alarm > Continuous > Inject

Syntax

:SOURce:DATA:TELecom:CPRI:OBSai:ALARm:GENerate <wsp><Inject>

Parameter(s)

Inject:

The program data syntax for the first parameter is defined as a <BOOLEAN PROGRAM DATA> element.

SStarts/stops the continuous alarm Injection.

ON: Enables alarm generation.

OFF: Disables alarm generation.

Response Syntax

<Alarm>

Example(s)

SOUR:DATA:TEL:CPRI:OBSAI:ALAR:GEN ON

See Also

SOURce:DATA:TELecom:CPRI:ALARm:GENerate?

:SOURce:DATA:TELecom:CPRI:OBSai:ALARm:GENerate?

Description

This query returns the enable/disable status of the continuous OBSAI alarm injection.

At *RST condition, this value is set to OFF.

Navigation Path: Results > Alarms/Errors > Injection > OBSAI > Alarm > Continuous > Inject

Syntax

:SOURce:DATA:TELecom:CPRI:OBSai:ALARm:GENerate?

Response Syntax

<Inject>

Response(s)

Inject:

The response data syntax for the first parameter is defined as a <BOOLEAN RESPONSE DATA> element.

Returns the enable/disable injection status:

1: Enabled

0: Disabled

Example(s)

SOUR:DATA:TEL:CPRI:OBSAI:ALAR:GEN ON?

See Also

SOURce:DATA:TELecom:CPRI:ALARm:GENerate ON

:SOURce:DATA:TELecom:CPRI:OBSai:ERRor:AUTomated

Description	This command enables/disables the Rate/Max Rate OBSAI error injection. At *RST condition, this value is set to OFF. Navigation Path: Results > Alarms/Errors > Injection > OBSAI > Error > Rate/Max Rate > Inject
Syntax	:SOURce:DATA:TELecom:CPRI:OBSai:ERRor:AUTomated <wsp><Inject>
Parameter(s)	**Inject**: The program data syntax for the first parameter is defined as a <BOOLEAN PROGRAM DATA> element. Starts/stops the automated Rate/Max Rate error Injection. ON: Enables error injection. OFF: Disables error injection.
Response Syntax	<Inject>
Example(s)	SOUR:DATA:TEL:CPRI:OBSAI:ERR:AUT ON
See Also	SOURce:DATA:TELecom:CPRI:INTerface:ERRor:AUTomated

:SOURce:DATA:TELecom:CPRI:OBSai:ERRor:AUTomated:CONTinuous

Description	This command sets the automated OBSAI error Mode: ON for Max Rate and OFF for Rate. At *RST condition, this value is set to OFF. Navigation Path: Results > Alarms/Errors > Injection > OBSAI > Error > Mode
Syntax	:SOURce:DATA:TELecom:CPRI:OBSai:ERRor:AUTomated:CONTinuous <wsp><Set>
Parameter(s)	**Set**: The program data syntax for the first parameter is defined as a <BOOLEAN PROGRAM DATA> element. Sets the automated error Mode: ON: Max Rate OFF: Rate
Response Syntax	<Inject>
Example(s)	SOUR:DATA:TEL:CPRI:OBSAI:ERR:AUT:CONT ON
See Also	SOURce:DATA:TELecom:CPRI:ERRor:MANual:DEFect?

:SOURce:DATA:TELecom:CPRI:OBSai:ERRor:AUTomated:CONTinuous?

Description	This query returns the automated OBSAI error Mode: ON for Max Rate and OFF for Rate. At *RST condition, this value is set to OFF. Navigation Path: Results > Alarms/Errors > Injection > OBSAI > Error > Mode
Syntax	:SOURce:DATA:TELecom:CPRI:OBSai:ERRor:AUTomated:CONTinuous?
Response Syntax	<Set>
Response(s)	**Set**: The response data syntax for the first parameter is defined as a <BOOLEAN RESPONSE DATA> element. Returns the automated error Mode: 1: Max Rate 0: Rate
Example(s)	SOUR:DATA:TEL:CPRI:OBSAI:ERR:AUT:CONT?
See Also	SOURce:DATA:TELecom:CPRI:VERDict:ENABle

:SOURce:DATA:TELecom:CPRI:OBSai:ERRor:AUTomated:DEFect

Description	This command selects the automated OBSAI error Defect to be injected. At *RST condition, this value is set to FAS. Navigation Path: Results > Alarms/Errors > Injection > OBSAI > Error > Rate/Max Rate > Defect
Syntax	:SOURce:DATA:TELecom:CPRI:OBSai:ERRor:AUTomated:DEFect <wsp><Defect>
Parameter(s)	**Defect**: The program data syntax for the first parameter is defined as a <CHARACTER PROGRAM DATA> element. Selects the error to be injected: FAS
Response Syntax	<Set>
Example(s)	SOUR:DATa:TEL:CPRI:ERR:AUT:DEF FAS
See Also	SOURce[1..n]:DATA:TELecom:CPRI:ERRor:MANual:DEFect

:SOURce:DATA:TELecom:CPRI:OBSai:ERRor:AUTomated:DEFect?

Description	This query returns the automated OBSAI error Defect to be injected. At *RST condition, this value is set to FAS. Navigation Path: Results > Alarms/Errors > Injection > OBSAI > Error > Rate/Max Rate > Defect
Syntax	:SOURce:DATA:TELecom:CPRI:OBSai:ERRor:AUTomated:DEFect?
Response Syntax	<Defect>
Response(s)	**Defect**: The response data syntax for the first parameter is defined as a <CHARACTER RESPONSE DATA> element. Returns the error to be injected: FAS
Example(s)	SOUR:DATa:TEL:CPRI:OBSAI:ERR:AUT:DEF?
See Also	SOURce:DATA:TELecom:CPRI:ERRor:MANual:DEFect?

:SOURce:DATA:TELecom:CPRI:OBSai:ERRor:AUTomated:RATE

Description

This command sets the automated OBSAI error Rate to be injected.

At *RST condition, this value is set to 1.0E-04.

Navigation Path: Results > Alarms/Errors > Injection > OBSAI > Error > Rate > Rate

Syntax

:SOURce:DATA:TELecom:CPRI:OBSai:ERRor:AUTomated:RATE <wsp><Rate>

Parameter(s)

Rate:

The program data syntax for the first parameter is defined as a <DECIMAL NUMERIC PROGRAM DATA> element.

Sets the rate of error to be injected.

MAXimum: Biggest supported rate

MINimum: Smallest supported rate

DEFault: Default rate

Response Syntax

<Defect>

Example(s)

SOUR:DATa:TEL:CPRI:OBSAI:ERR:AUT:RATE 1.0E-04

See Also

SOURce:DATA:TELecom:CPRI:INTerface:ERRor:AUTomated:RATE

:SOURce:DATA:TELecom:CPRI:OBSai:ERRor:AUTomated:RATE?

Description	This query returns the automated OBSAI error Rate to be injected. At *RST condition, this value is set to 1.0E-07. Navigation Path: Results > Alarms/Errors > Injection > OBSAI > Error > Rate > Rate
Syntax	:SOURce:DATA:TELecom:CPRI:OBSai:ERRor:AUTomated:RATE?[<wsp><Rate>]
Parameter(s)	**Rate**: The program data syntax for the first parameter is defined as a <CHARACTER PROGRAM DATA> element. This parameter is optional. If no token is specified, the current injection rate is returned. MAXimum: Biggest supported rate MINimum: Smallest supported rate DEFault: Default rate
Response Syntax	<Rate>
Response(s)	**Rate**: The response data syntax for the first parameter is defined as a <NR3 NUMERIC RESPONSE DATA> element. Returns the rate of error to be injected.
Example(s)	SOUR:DATa:TEL:CPRI:OBSAI:ERR:AUT:RATE?
See Also	SOURce:DATA:TELecom:CPRI:INTerface:ERRor:AUTomated:RATE?

:SOURce:DATA:TELecom:CPRI:OBSai:ERRor:AUTomated?

Description

This query returns the enable/disable status of the Rate/Max Rate OBSAI error injection.

At *RST condition, this value is set to OFF.

Navigation Path: Results > Alarms/Errors > Injection > OBSAI > Error > Rate/Max Rate > Inject

Syntax

:SOURce:DATA:TELecom:CPRI:OBSai:ERRor:AUTomated?

Response Syntax

<Status>

Response(s)

Status:

The response data syntax for the first parameter is defined as a <BOOLEAN RESPONSE DATA> element.

Returns the enable/disable injection status:

1: Enabled

0: Disabled

Example(s)

SOUR:DATA:TEL:CPRI:OBSAI:ERR:AUT ON

SOUR:DATA:TEL:CPRI:OBSAI:ERR:AUT?

See Also

SOURce:DATA:TELecom:CPRI:INTerface:ERRor:AUTomated?

:SOURce:DATA:TELecom:CPRI:OBSai:ERRor:MANual:AMOunt

Description	This command sets the manual OBSAI error Amount to be injected. At *RST condition, this value is set to 1. Navigation Path: Results > Alarms/Errors > Injection > OBSAI > Error > Manual > Amount
Syntax	:SOURce:DATA:TELecom:CPRI:OBSai:ERRor:MANual:AMOunt <wsp><Amount>
Parameter(s)	**Amount**: The program data syntax for the first parameter is defined as a <DECIMAL NUMERIC PROGRAM DATA> element. Sets the amount of error to be injected. MAXimum: Biggest supported value MINimum: Smallest supported value DEFault: Default value
Response Syntax	<Status>
Example(s)	SOUR:DATa:TEL:CPRI:OBSAI:ERR:MAN:AMO 1
See Also	SOURce:DATA:TELecom:CPRI:INTerface:ERRor:MANual:AMOunt

:SOURce:DATA:TELecom:CPRI:OBSai:ERRor:MANual:AMOunt?

Description

This query returns the manual OBSAI error Amount to be injected.

At *RST condition, this value is set to 1.

Navigation Path: Results > Alarms/Errors > Injection > OBSAI > Error > Manual > Amount

Syntax

:SOURce:DATA:TELecom:CPRI:OBSai:ERRor:MANual:AMOunt?[<wsp><Value>]

Parameter(s)

Value:

The program data syntax for the first parameter is defined as a <CHARACTER PROGRAM DATA> element.

This parameter is optional. If no token is specified, the current amount is returned.

MAXimum: Biggest supported value.

MINimum: Smallest supported value.

DEFault: Default value.

Response Syntax

<Amount>

Response(s)

Amount:

The response data syntax for the first parameter is defined as a <NR1 NUMERIC RESPONSE DATA> element.

Returns the amount of error to be injected.

Example(s)

SOUR:DATa:TEL:CPRI:OBSAI:ERR:MAN:AMO?

See Also

SOURce:DATA:TELecom:CPRI:INTerface:ERRor:MANual:AMOunt?

:SOURce:DATA:TELecom:CPRI:OBSai:ERRor:MANual:DEFect

Description	This command selects the automated OBSAI error Defect to be injected. At *RST condition, this Defect type FAS. Navigation Path: Results > Alarms/Errors > Injection > OBSAI > Error > Rate/Max Rate > Defect
Syntax	:SOURce:DATA:TELecom:CPRI:OBSai:ERRor:MANual:DEFect <wsp><Defect>
Parameter(s)	**Defect**: The program data syntax for the first parameter is defined as a <CHARACTER PROGRAM DATA> element. Selects the error to be injected: FAS
Response Syntax	<Amount>
Example(s)	SOUR:DATa:TEL:CPRI:ERR:MAN:DEF FAS
See Also	SOURce[1..n]:DATA:TELecom:CPRI:ALARm:DEFect

:SOURce:DATA:TELecom:CPRI:OBSai:ERRor:MANual:DEFect?

Description	This query returns the automated OBSAI error Defect to be injected. At *RST condition, this Defect type FAS. Navigation Path: Results > Alarms/Errors > Injection > OBSAI > Error > Rate/Max Rate > Defect
Syntax	:SOURce:DATA:TELecom:CPRI:OBSai:ERRor:MANual:DEFect?
Response Syntax	<Defect>
Response(s)	**Defect**: The response data syntax for the first parameter is defined as a <CHARACTER RESPONSE DATA> element. Returns the error to be injected: FAS
Example(s)	SOUR:DATa:TEL:CPRI:OBSAI:ERR:MAN:DEF?
See Also	SOURce:DATA:TELecom:CPRI:ALARm:DEFect?

:SOURce:DATA:TELecom:CPRI:OBSai:ERRor:MANual:INJect

Description	This command enables/disables the manual OBSAI error injection. This command is an event and is not associated with an *RST condition or a query form. Navigation Path: Results > Alarms/Errors > Injection > OBSAI > Error > Manual > Inject
Syntax	:SOURce:DATA:TELecom:CPRI:OBSai:ERRor:MANual:INJect
Response Syntax	<Defect>
Example(s)	SOUR:DATA:TEL:CPRI:OBSAI:ERR:MAN:INJect
See Also	SOURce:DATA:TELecom:CPRI:INTerface:ERRor:MANual:INJect

:SOURce:DATA:TELecom:CPRI:OBSai:INTerface:ERRor:AUTomated

Description	This command enables/disables the Rate/Max Rate Interface (OBSAI) error injection. At *RST condition, this value is set to OFF. Navigation Path: Results > Alarms/Errors > Injection > Interface > Error > Rate/Max Rate > Inject
Syntax	:SOURce:DATA:TELecom:CPRI:OBSai:INTerface:ERRor:AUTomated <wsp><Set>
Parameter(s)	**Set**: The program data syntax for the first parameter is defined as a <BOOLEAN PROGRAM DATA> element. Starts/stops the automated Rate/Max Rate error Injection. ON: Enables error injection. OFF: Disables error injection.
Response Syntax	<Defect>
Example(s)	SOUR:DATA:TEL:CPRI:OBSAI:INT:ERR:AUT ON
See Also	SOURce:DATA:TELecom:CPRI:ERRor:AUTomated

:SOURce:DATA:TELecom:CPRI:OBSai:INTerface:ERRor:AUTomated:CONTinuous

Description	This command sets the automated Interface (OBSAI) error Mode: ON for Max Rate and OFF for Rate. At *RST condition, this value is set to OFF. Navigation Path: Results > Alarms/Errors > Injection > Interface > Error > Mode
Syntax	:SOURce:DATA:TELecom:CPRI:OBSai:INTerface:ERRor:AUTomated:CONTinuous <wsp><Set>
Parameter(s)	**Set**: The program data syntax for the first parameter is defined as a <BOOLEAN PROGRAM DATA> element. Sets the automated error Mode: ON: Max Rate OFF: Rate
Response Syntax	<Defect>
Example(s)	SOUR:DATA:TEL:CPRI:OBSAI:INT:ERR:AUT:CONT ON
See Also	SOURce:DATA:TELecom:CPRI:INTerface:ERRor:MANual:INJect

:SOURce:DATA:TELecom:CPRI:OBSai:INTerface:ERRor:AUTomated:CONTinuous?

Description	This query returns the automated Interface (OBSAI) error Mode: ON for Max Rate and OFF for Rate. At *RST condition, this value is set to OFF. Navigation Path: Results > Alarms/Errors > Injection > Interface > Error > Mode
Syntax	:SOURce:DATA:TELecom:CPRI:OBSai:INTerface:ERRor:AUTomated:CONTinuous?
Response Syntax	<Set>
Response(s)	**Set**: The response data syntax for the first parameter is defined as a <BOOLEAN RESPONSE DATA> element. Returns the automated error Mode: 1: Max Rate 0: Rate
Example(s)	SOUR:DATA:TEL:CPRI:OBSAI:INT:ERR:AUT:CONT?
See Also	SOURce:DATA:TELecom:CPRI:INTerface:ERRor:AUTomated?

:SOURce:DATA:TELecom:CPRI:OBSai:INTerface:ERRor:AUTomated:RATE

Description	This command sets the automated Interface (OBSAI) error Rate to be injected. At *RST condition, this value is set to 1.0E-04. Navigation Path: Results > Alarms/Errors > Injection > Interface > Error > Rate > Rate
Syntax	:SOURce:DATA:TELecom:CPRI:OBSai:INTerface:ERRor:AUTomated:RATE <wsp><Rate>
Parameter(s)	**Rate**: The program data syntax for the first parameter is defined as a <DECIMAL NUMERIC PROGRAM DATA> element. Sets the rate of error to be injected. MAXimum: Biggest supported rate MINimum: Smallest supported rate DEFault: Default rate
Response Syntax	<Set>
Example(s)	SOUR:DATa:TEL:CPRI:OBSAI:INT:ERR:AUT:RATE
See Also	SOURce:DATA:TELecom:CPRI:ERRor:MANual:DEFect?

:SOURce:DATA:TELecom:CPRI:OBSai:INTerface:ERRor:AUTomated:RATE?

Description

This query returns the automated Interface (OBSAI) error Rate to be injected.

At *RST condition, this value is set to 1.0E-09.

Navigation Path: Results > Alarms/Errors > Injection > Interface > Error > Rate > Rate

Syntax

:SOURce:DATA:TELecom:CPRI:OBSai:INTerface:ERRor:AUTomated:RATE?[<wsp><Rate>]

Parameter(s)

Rate:

The program data syntax for the first parameter is defined as a <CHARACTER PROGRAM DATA> element.

This parameter is optional. If no token is specified, the current injection rate is returned.

MAXimum: Biggest supported rate

MINimum: Smallest supported rate

DEFault: Default rate

Response Syntax

<Rate>

Response(s)

Rate:

The response data syntax for the first parameter is defined as a <NR3 NUMERIC RESPONSE DATA> element.

Returns the rate of error.

Example(s)

SOUR:DATa:TEL:CPRI:OBSAI:INT:ERR:AUT:RATE?

See Also

SOURce:DATA:TELecom:CPRI:RTD:TOFFset

:SOURce:DATA:TELecom:CPRI:OBSai:INTerface:ERRor:AUTomated:TYPE

Description	This command selects the automated Interface (OBSAI) error Defect to be injected. At *RST condition, this Defect type CV. Navigation Path: Results > Alarms/Errors > Injection > Interface > Error > Rate/Max Rate > Defect
Syntax	:SOURce:DATA:TELecom:CPRI:OBSai:INTerface:ERRor:AUTomated:TYPE <wsp><Defect>
Parameter(s)	**Defect**: The program data syntax for the first parameter is defined as a <CHARACTER PROGRAM DATA> element. Selects the error to be injected: CV: Code Violation K307: K30.7
Response Syntax	<Rate>
Example(s)	SOUR:DATa:TEL:CPRI:OBSAI:INT:ERR:MAN:TYPE CV
See Also	SOURce:DATA:TELecom:CPRI:ERRor:MANual:AMOunt

:SOURce:DATA:TELecom:CPRI:OBSai:INTerface:ERRor:AUTomated:TYPE?

Description

This query returns the automated Interface (OBSAI) error Defect to be injected.

At *RST condition, this Defect type CV.

Navigation Path: Results > Alarms/Errors > Injection > Interface > Error > Rate/Max Rate > Defect

Syntax

:SOURce:DATA:TELecom:CPRI:OBSai:INTerface:ERRor:AUTomated:TYPE?

Response Syntax

<Defect>

Response(s)

Defect:

The response data syntax for the first parameter is defined as a <CHARACTER RESPONSE DATA> element.

Returns the error to be injected:

CV: Code Violation

K307: K30.7

Example(s)

SOUR:DATa:TEL:CPRI:OBSAI:INT:ERR:MAN:TYPE CV

SOUR:DATa:TEL:CPRI:OBSAI:INT:ERR:MAN:TYPE?

Returns: CV

See Also

SOURce:DATA:TELecom:CPRI:ERRor:MANual:DEFect?

:SOURce:DATA:TELecom:CPRI:OBSai:INTerface:ERRor:AUTomated?

Description	This query returns the enable/disable status of the Rate/Max Rate Interface (OBSAI) error injection. At *RST condition, this value is set to OFF. Navigation Path: Results > Alarms/Errors > Injection > Interface > Error > Rate/Max Rate > Inject
Syntax	:SOURce:DATA:TELecom:CPRI:OBSai:INTerface:ERRor:AUTomated?
Response Syntax	<Status>
Response(s)	**Status**: The response data syntax for the first parameter is defined as a <BOOLEAN RESPONSE DATA> element. Returns the enable/disable injection status: 1: Enabled 0: Disabled
Example(s)	SOUR:DATA:TEL:CPRI:OBSAI:INT:ERR:AUT?
See Also	SOURce:DATA:TELecom:CPRI:ERRor:AUTomated?

:SOURce:DATA:TELecom:CPRI:OBSai:INTerface:ERRor:MANual:AMOunt

Description

This command sets the manual Interface (OBSAI) error Amount to be injected.

At *RST condition, this value is set to 1.

Navigation Path: Results > Alarms/Errors > Injection > Interface > Error > Manual > Amount

Syntax

:SOURce:DATA:TELecom:CPRI:OBSai:INTerface:ERRor:MANual:AMOunt[<wsp><Amount>]

Parameter(s)

Amount:

The program data syntax for the first parameter is defined as a <DECIMAL NUMERIC PROGRAM DATA> element.

Sets the amount of error to be injected.

MAXimum: Biggest supported value

MINimum: Smallest supported value

DEFault: Default value

Response Syntax

<Status>

Example(s)

SOUR:DATa:TEL:CPRI:OBSAI:INT:ERR:MAN:AMO

See Also

SOURce:DATA:TELecom:CPRI:RTD:TOFFset

:SOURce:DATA:TELecom:CPRI:OBSai:INTerface:ERRor:MANual:AMOunt?

Description

This query returns the manual Interface (OBSAI) error Amount to be injected.

At *RST condition, this value is set to 1.

Navigation Path: Results > Alarms/Errors > Injection > Interface > Error > Manual > Amount

Syntax

:SOURce:DATA:TELecom:CPRI:OBSai:INTerface:ERRor:MANual:AMOunt?[<wsp><Value>]

Parameter(s)

Value:

The program data syntax for the first parameter is defined as a <CHARACTER PROGRAM DATA> element.

This parameter is optional. If no token is specified, the current amount is returned.

MAXimum: Biggest supported value.

MINimum: Smallest supported value.

DEFault: Default value.

Response Syntax

<Amount>

Response(s)

Amount:

The response data syntax for the first parameter is defined as a <NR1 NUMERIC RESPONSE DATA> element.

Returns the amount of error.

Example(s)

SOUR:DATa:TEL:CPRI:OBSAI:INT:ERR:MAN:AMO?

See Also

SOURce:DATA:TELecom:CPRI:RTD:TOFFset?

:SOURce:DATA:TELecom:CPRI:OBSai:INTerface:ERRor:MANual:INJect

Description	This command enables/disables the manual Interface (OBSAI) error injection. This command is an event and is not associated with an *RST condition or a query form. Navigation Path: Results > Alarms/Errors > Injection > Interface > Error > Manual > Inject
Syntax	:SOURce:DATA:TELecom:CPRI:OBSai:INTerface:ERRor:MANual:INJect
Response Syntax	<Amount>
Example(s)	SOUR:DATA:TEL:CPRI:OBSAI:INT:ERR:MAN:INJ
See Also	SOURce:DATA:TELecom:CPRI:ERRor:MANual:INJect

:SOURce:DATA:TELecom:CPRI:OBSai:INTerface:ERRor:MANual:TYPE

Description	This command selects the manual Interface (OBSAI) error Defect to be injected. At *RST condition, this Defect type CV. Navigation Path: Results > Alarms/Errors > Injection > Interface > Error > Manual > Defect
Syntax	:SOURce:DATA:TELecom:CPRI:OBSai:INTerface:ERRor:MANual:TYPE <wsp><Defect>
Parameter(s)	**Defect**: The program data syntax for the first parameter is defined as a <CHARACTER PROGRAM DATA> element. Selects the error to be injected: CV: Code Violation K307: K30.7
Response Syntax	<Amount>
Example(s)	SOUR:DATa:TEL:CPRI:OBSAI:INT:ERR:MAN:TYPE CV
See Also	SOURce:DATA:TELecom:CPRI:ERRor:MANual:AMOunt

:SOURce:DATA:TELecom:CPRI:OBSai:INTerface:ERRor:MANual:TYPE?

Description	This query returns the manual Interface (OBSAI) error Defect to be injected. At *RST condition, this Defect type CV. Navigation Path: Results > Alarms/Errors > Injection > Interface > Error > Manual > Defect
Syntax	:SOURce:DATA:TELecom:CPRI:OBSai:INTerface:ERRor:MANual:TYPE?
Response Syntax	<Defect>
Response(s)	**Defect**: The response data syntax for the first parameter is defined as a <CHARACTER RESPONSE DATA> element. Returns the error to be injected: CV: Code Violation K307: K30.7
Example(s)	SOUR:DATa:TEL:CPRI:OBSAI:INT:ERR:MAN:TYPE?
See Also	SOURce:DATA:TELecom:CPRI:ERRor:MANual:DEFect?

:SOURce:DATA:TELecom:DSN:ALARm:DS[1..n]

Description

This command enables/disables the continuous DS1/DS3 alarm injection.

At *RST condition, this value is set to OFF.

Navigation Path: Results > Alarms/Errors > Injection > DS1/DS3 > Alarm > Continuous > Inject

Syntax

:SOURce:DATA:TELecom:DSN:ALARm:DS[1..n] <wsp><Inject>

Parameter(s)

Inject:

The program data syntax for the first parameter is defined as a <BOOLEAN PROGRAM DATA> element.

Starts/stops the continuous alarm Injection.

ON: Enables alarm generation.

OFF: Disables alarm generation.

Response Syntax

<Defect>

Example(s)

SOUR:DATA:TEL:DSN:ALAR:DS1 ON

See Also

SOURce:DATA:TELecom:PDH:ALARm:E[1..n]:TYPE

SOURce:DATA:TELecom:PDH:ALARm:E[1..n]?

:SOURce:DATA:TELecom:DSN:ALARm:DS[1..n]:TYPE

Description

This command selects the continuous DS1/DS3 alarm Defect to be injected.

At *RST condition, this value is set to AIS.

Navigation Path: Results > Alarms/Errors > Injection > DS1/DS3 > Alarm > Continuous > Defect

Syntax

:SOURce:DATA:TELecom:DSN:ALARm:DS[1..n]:TYPE <wsp><Alarm>

Parameter(s)

Alarm:

The program data syntax for the first parameter is defined as a <CHARACTER PROGRAM DATA> element.

Selects the alarm to be injected:

AIS

IDLE1: Idle (DS3)

OOF

RAI: RAI (DS1)

RDI: RDI (DS3)

Response Syntax

<Defect>

Example(s)

SOUR:DATA:TEL:DSN:ALAR:DS1:TYPE AIS

See Also

SOURce:DATA:TELecom:PDH:ALARm:E[1..n]:TYPE?

:SOURce:DATA:TELecom:DSN:ALARm:DS[1..n]:TYPE?

Description

This query returns the continuous DS1/DS3 alarm Defect to be injected.

At *RST condition, this value is set to AIS.

Navigation Path: Results > Alarms/Errors > Injection > DS1/DS3 > Alarm > Continuous > Defect

Syntax

:SOURce:DATA:TELecom:DSN:ALARm:DS[1..n]:TYPE?

Response Syntax

<Alarm>

Response(s)

Alarm:

The response data syntax for the first parameter is defined as a <CHARACTER RESPONSE DATA> element.

Returns the alarm to be injected:

AIS

IDLE1: Idle (DS3)

OOF

RAI: RAI (DS1)

RDI: RDI (DS3)

Example(s)

SOUR:DATA:TEL:DSN:ALAR:DS1:TYPE AIS

SOUR:DATA:TEL:DSN:ALAR:DS1:TYPE?

Returns: AIS

See Also

SOURce:DATA:TELecom:PDH:ALARm:E[1..n]:TYPE

:SOURce:DATA:TELecom:DSN:ALARm:DS[1..n]?

Description

This query returns the enable/disable status of the continuous DS1/DS3 alarm injection.

At *RST condition, this value is set to OFF.

Navigation Path: Results > Alarms/Errors > Injection > DS1/DS3 > Alarm > Continuous > Inject

Syntax

:SOURce:DATA:TELecom:DSN:ALARm:DS[1..n]?

Response Syntax

<Inject>

Response(s)

Inject:

The response data syntax for the first parameter is defined as a <BOOLEAN RESPONSE DATA> element.

Returns the enable/disable injection status.

1: Enabled

0: Disabled

Example(s)

SOUR:DATA:TEL:DSN:ALAR:DS1 ON

SOUR:DATA:TEL:DSN:ALAR:DS1?

Returns: 1

See Also

SOURce:DATA:TELecom:DSN:ALARm:DS[1..n]:TYPE

SOURce:DATA:TELecom:DSN:ALARm:DS[1..n]

:SOURce:DATA:TELecom:DSN:ERRor:DS[1..n]:AMOunt

Description

This command sets the manual DS1/DS3 error Amount to be injected.

At *RST condition, this value is set to 1.

Navigation Path: Results > Alarms/Errors > Injection >DS1/DS3 > Error > Manual > Amount

Syntax

:SOURce:DATA:TELecom:DSN:ERRor:DS[1..n]:AMOunt <wsp><Amount>

Parameter(s)

Amount:

The program data syntax for the first parameter is defined as a <DECIMAL NUMERIC PROGRAM DATA> element.

Sets the amount of error to be injected. Choices are 1 through 50.

MAXimum: Biggest supported value

MINimum: Smallest supported value

DEFault: Default value

Response Syntax

<Inject>

Example(s)

SOUR:DATA:TEL:DSN:ERR:DS1:AMO 15

See Also

SOURce:DATA:TELecom:DSN:ERRor:DS[1..n]:MANual:TYPE

SOURce:DATA:TELecom:DSN:ERRor:DS[1..n]:AMOunt?

:SOURce:DATA:TELecom:DSN:ERRor:DS[1..n]:AMOunt?

Description

This query returns the manual DS1/DS3 error Amount to be injected.

At *RST condition, this value is set to 1.

Navigation Path: Results > Alarms/Errors > Injection > DS1/DS3 > Error > Manual > Amount

Syntax

:SOURce:DATA:TELecom:DSN:ERRor:DS[1..n]:AMOunt?[<wsp><Amount>]

Parameter(s)

Amount:

The program data syntax for the first parameter is defined as a <CHARACTER PROGRAM DATA> element.

This parameter is optional. If no token is specified, the current amount is returned.

MAXimum: Biggest supported value.

MINimum: Smallest supported value.

DEFault: Default value.

Response Syntax

<Amount>

Response(s)

Amount:

The response data syntax for the first parameter is defined as a <NR1 NUMERIC RESPONSE DATA> element.

Returns the amount of error to be injected.

Example(s)

SOUR:DATA:TEL:DSN:ERR:DS1:AMO 15

SOUR:DATA:TEL:DSN:ERR:DS1:AMO?

Returns: 15

See Also

SOURce:DATA:TELecom:DSN:ERRor:DS[1..n]:MANual:TYPE

SOURce:DATA:TELecom:DSN:ERRor:DS[1..n]:AMOunt

:SOURce:DATA:TELecom:DSN:ERRor:DS[1..n]:AUTomated

Description	This command enables/disables the Rate/Max Rate DS1/DS3 error injection. At *RST condition, this value is set to OFF. Navigation Path: Results > Alarms/Errors > Injection > DS1/DS3 > Error > Rate/Max Rate > Inject
Syntax	:SOURce:DATA:TELecom:DSN:ERRor:DS[1..n]:AUTomated <wsp><Inject>
Parameter(s)	**Inject**: The program data syntax for the first parameter is defined as a <BOOLEAN PROGRAM DATA> element. Starts/stops the automated Rate/Max Rate error Injection. ON: Enables error injection. OFF: Disables error injection.
Response Syntax	<Amount>
Example(s)	SOUR:DATA:TEL:DSN:ERR:DS1:AUT ON
See Also	SOURce:DATA:TELecom:DSN:ERRor:DS1:AUTomated:TYPE SOURce:DATA:TELecom:DSN:ERRor:DS1:AUTomated:RATE SOURce:DATA:TELecom:DSN:ERRor:DS1:AUTomated?

:SOURce:DATA:TELecom:DSN:ERRor:DS[1..n]:AUTomated:CONTinuous

Description	This command selects the automated DS1/DS3 error Mode: ON for Max Rate and OFF for Rate. At *RST condition, this value is set to OFF. Navigation Path: Results > Alarms/Errors > Injection > DS1/DS3 > Error > Mode
Syntax	:SOURce:DATA:TELecom:DSN:ERRor:DS[1..n]:AUTomated:CONTinuous <wsp><Mode>
Parameter(s)	**Mode**: The program data syntax for the first parameter is defined as a <BOOLEAN PROGRAM DATA> element. Sets the automated error Mode: ON for Max Rate and OFF for Rate. ON: Enabled OFF: Disabled
Response Syntax	<Amount>
Example(s)	SOUR:DATA:TEL:DSN:ERR:DS1:AUT:CONT ON
See Also	SOURce:DATA:TELecom:DSN:ERRor:DS1:AUTomated:TYPE SOURce:DATA:TELecom:DSN:ERRor:DS1:AUTomated SOURce:DATA:TELecom:DSN:ERRor:DS1:AUTomated:CONTinuous?

:SOURce:DATA:TELecom:DSN:ERRor:DS[1..n]:AUTomated:CONTinuous?

Description	This query returns the automated DS1/DS3 error Mode: ON for Max Rate and OFF for Rate. At *RST condition, this value is set to OFF. Navigation Path: Results > Alarms/Errors > Injection > DS1/DS3 > Error > Mode
Syntax	:SOURce:DATA:TELecom:DSN:ERRor:DS[1..n]:AUTomated:CONTinuous?
Response Syntax	<Mode>
Response(s)	**Mode**: The response data syntax for the first parameter is defined as a <BOOLEAN RESPONSE DATA> element. Returns the automated error Mode: 1: Max Rate 0: Rate
Example(s)	SOUR:DATA:TEL:DSN:ERR:DS1:AUT:TYPE CRC6 SOUR:DATA:TEL:DSN:ERR:DS1:AUT:CONT ON SOUR:DATA:TEL:DSN:ERR:DS1:AUT:CONT? Returns: 1
See Also	SOURce:DATA:TELecom:DSN:ERRor:DS1:AUTomated:TYPE SOURce:DATA:TELecom:DSN:ERRor:DS1:AUTomated SOURce:DATA:TELecom:DSN:ERRor:DS1:AUTomated:CONTinuous

:SOURce:DATA:TELecom:DSN:ERRor:DS[1..n]:AUTomated:RATE

Description

This command sets the automated DS1/DS3 error Rate to be injected.

At *RST condition, this value is device dependent.

Navigation Path: Results > Alarms/Errors > Injection > DS1/DS3 > Error > Rate > Rate

Syntax

:SOURce:DATA:TELecom:DSN:ERRor:DS[1..n]:AUTomated:RATE <wsp><Rate>

Parameter(s)

Rate:

The program data syntax for the first parameter is defined as a <DECIMAL NUMERIC PROGRAM DATA> element.

Sets the rate of error to be injected.

MAXimum: Biggest supported rate

MINimum: Smallest supported rate

DEFault: Default rate

Response Syntax

<Mode>

Example(s)

SOUR:DATA:TEL:DSN:ERR:DS1:AUT:RATE 1.0E-09

See Also

SOURce:DATA:TELecom:DSN:ERRor:DS1:AUTomated:TYPE

SOURce:DATA:TELecom:DSN:ERRor:DS1:AUTomated:RATE?

SOURce:DATA:TELecom:DSN:ERRor:DS1:AUTomated

:SOURce:DATA:TELecom:DSN:ERRor:DS[1..n]:AUTomated:RATE?

Description

This query returns the automated DS1/DS3 error Rate to be injected.

At *RST condition, this value is device dependent.

Navigation Path: Results > Alarms/Errors > Injection > DS1/DS3 > Error > Rate > Rate

Syntax

:SOURce:DATA:TELecom:DSN:ERRor:DS[1..n]:AUTomated:RATE?[<wsp><Rate>]

Parameter(s)

Rate:

The program data syntax for the first parameter is defined as a <CHARACTER PROGRAM DATA> element.

This parameter is optional. If no token is specified, the current injection rate is returned.

MAXimum: Biggest supported rate

MINimum: Smallest supported rate

DEFault: Default rate

Response Syntax

<Rate>

Response(s)

Rate:

The response data syntax for the first parameter is defined as a <NR3 NUMERIC RESPONSE DATA> element.

Returns the rate of error to be injected.

Example(s)

SOUR:DATA:TEL:DSN:ERR:DS1:AUT:TYPE CRC6

SOUR:DATA:TEL:DSN:ERR:DS1:AUT:RATE 1.0E-09

SOUR:DATA:TEL:DSN:ERR:DS1:AUT:RATE?

Returns: 1.0E-09

See Also

SOURce:DATA:TELecom:DSN:ERRor:DS1:AUTomated:TYPE

SOURce:DATA:TELecom:DSN:ERRor:DS1:AUTomated:RATE

SOURce:DATA:TELecom:DSN:ERRor:DS1:AUTomated

:SOURce:DATA:TELecom:DSN:ERRor:DS[1..n]:AUTomated:TYPE

Description

This command selects the automated DS1/DS3 error Defect to be injected.

At *RST condition, this value is device dependent.

Navigation Path: Results > Alarms/Errors > Injection > DS1/DS3 > Error > Rate/Max Rate > Defect

Syntax

:SOURce:DATA:TELecom:DSN:ERRor:DS[1..n]:AUTomated:TYPE <wsp><Error>

Parameter(s)

Error:

The program data syntax for the first parameter is defined as a <CHARACTER PROGRAM DATA> element.

Selects the error to be injected:

CBIT: CP-Bit (DS3)

CRC6: CRC-6 (DS1)

FBIT: F-Bit (DS3)

FEBE: FEBE (DS3)

FRBIT: Framing Bit (DS1)

OOF

PBIT: P-Bit (DS3)

Response Syntax

<Rate>

Example(s)

SOUR:DATA:TEL:DSN:ERR:DS1:AUT:TYPE CRC6

See Also

SOURce:DATA:TELecom:DSN:ERRor:DS1:AUTomated:TYPE?

SOURce:DATA:TELecom:DSN:ERRor:DS1:AUTomated:RATE

SOURce:DATA:TELecom:DSN:ERRor:DS1:AUTomated

:SOURce:DATA:TELecom:DSN:ERRor:DS[1..n]:AUTomated:TYPE?

Description

This query returns the manual DS1/DS3 error Defect to be injected.

At *RST condition, this value is device dependent.

Navigation Path: Results > Alarms/Errors > Injection > DS1/DS3 > Error > Manual > Defect

Syntax

:SOURce:DATA:TELecom:DSN:ERRor:DS[1..n]:AUTomated:TYPE?

Response Syntax

<Error>

Response(s)

Error:

The response data syntax for the first parameter is defined as a <CHARACTER RESPONSE DATA> element.

Returns the error to be injected:

CBIT: CP-Bit (DS3)

CRC6: CRC-6 (DS1)

FBIT: F-Bit (DS3)

FEBE: FEBE (DS3)

FRBIT: Framing Bit (DS1)

OOF

PBIT: P-Bit (DS3)

Example(s)

SOUR:DATA:TEL:DSN:ERR:DS1:AUT:TYPE CRC6

SOUR:DATA:TEL:DSN:ERR:DS1:AUT:TYPE?

Returns: CRC6

See Also

SOURce:DATA:TELecom:DSN:ERRor:DS1:AUTomated:TYPE

SOURce:DATA:TELecom:DSN:ERRor:DS1:AUTomated:RATE

SOURce:DATA:TELecom:DSN:ERRor:DS1:AUTomated

:SOURce:DATA:TELecom:DSN:ERRor:DS[1..n]:AUTomated?

Description

This query returns the enable/disable status of the Rate/Max Rate DS1/DS3 error injection.

At *RST condition, this value is set to OFF.

Navigation Path: Results > Alarms/Errors > Injection > DS1/DS3 > Error > Rate/Max Rate > Inject

Syntax

:SOURce:DATA:TELecom:DSN:ERRor:DS[1..n]:AUTomated?

Response Syntax

<Inject>

Response(s)

Inject:

The response data syntax for the first parameter is defined as a <BOOLEAN RESPONSE DATA> element.

Returns the enable/disable injection status.

1: Enabled

0: Disabled

Example(s)

SOUR:DATA:TEL:DSN:ERR:DS1:AUT:TYPE CRC6

SOUR:DATA:TEL:DSN:ERR:DS1:AUT:RATE 1.0E-09

SOUR:DATA:TEL:DSN:ERR:DS1:AUT ON

SOUR:DATA:TEL:DSN:ERR:DS1:AUT?

Returns: 1

See Also

SOURce:DATA:TELecom:DSN:ERRor:DS1:AUTomated:TYPE

SOURce:DATA:TELecom:DSN:ERRor:DS1:AUTomated:RATE

SOURce:DATA:TELecom:DSN:ERRor:DS1:AUTomated

:SOURce:DATA:TELecom:DSN:ERRor:DS[1..n]:INJect

Description	This command enables/disables the manual DS1/DS3 error injection. This command is an event and has no associated *RST condition or query form. Navigation Path: Results > Alarms/Errors > Injection > DS1/DS3 > Error > Manual > Inject
Syntax	:SOURce:DATA:TELecom:DSN:ERRor:DS[1..n]:INJect
Response Syntax	<Inject>
Example(s)	SOUR:DATA:TEL:DSN:ERR:DS1:MAN:TYPE CRC6 SOUR:DATA:TEL:DSN:ERR:DS1:AMO 15 SOUR:DATA:TEL:DSN:ERR:DS1:INJ
See Also	SOURce:DATA:TELecom:DSN:ERRor:DS[1..n]:MANual:TYPE SOURce:DATA:TELecom:DSN:ERRor:DS[1..n]:AMOunt

:SOURce:DATA:TELecom:DSN:ERRor:DS[1..n]:MANual:TYPE

Description

This command selects the manual DS1/DS3 error Defect to be injected.

At *RST condition, this value is device dependent.

Navigation Path: Results > Alarms/Errors > Injection > DS1/DS3 > Error > Manual > Defect

Syntax

:SOURce:DATA:TELecom:DSN:ERRor:DS[1..n]:MANual:TYPE <wsp><Error>

Parameter(s)

Error:

The program data syntax for the first parameter is defined as a <CHARACTER PROGRAM DATA> element.

Selects the error to be injected:

CBIT: CP-Bit (DS3)

CRC6: CRC-6 (DS1)

FBIT: F-Bit (DS3)

FEBE: FEBE (DS3)

FRBIT: Framing Bit (DS1)

OOF

PBIT: P-Bit (DS3)

Response Syntax

<Inject>

Example(s)

SOUR:DATA:TEL:DSN:ERR:DS1:MAN:TYPE CRC6

See Also

SOURce:DATA:TELecom:DSN:ERRor:DS[1..n]:MANual:TYPE?

:SOURce:DATA:TELecom:DSN:ERRor:DS[1..n]:MANual:TYPE?

Description

This query returns the manual _ error Defect to be injected.

At *RST condition, this value is device dependent.

Navigation Path: Results > Alarms/Errors > Injection > DS1/DS3 > Error > Manual > Defect

Syntax

:SOURce:DATA:TELecom:DSN:ERRor:DS[1..n]:MANual:TYPE?

Response Syntax

<Error>

Response(s)

Error:

The response data syntax for the first parameter is defined as a <CHARACTER RESPONSE DATA> element.

Returns the error to be injected.

CBIT: CP-Bit (DS3)

CRC6: CRC-6 (DS1)

FBIT: F-Bit (DS3)

FEBE: FEBE (DS3)

FRBIT: Framing Bit (DS1)

OOF

PBIT: P-Bit (DS3)

Example(s)

SOUR:DATA:TEL:DSN:ERR:DS1:MAN:TYPE CRC6

SOUR:DATA:TEL:DSN:ERR:DS1:MAN:TYPE?

Returns: CRC6

See Also

SOURce:DATA:TELecom:DSN:ERRor:DS[1..n]:MANual:TYPE

:SOURce:DATA:TELecom:ELECtrical:ALARm:PORT

Description

This command enables/disables the continuous electrical Interface alarm injection.

At *RST condition, this value is set to OFF.

Navigation Path: Results > Alarms/Errors > Injection > Interface > Alarm > Continuous > Inject

Syntax

:SOURce:DATA:TELecom:ELECtrical:ALARm:PORT <wsp><Set>

Parameter(s)

Set:

The program data syntax for the first parameter is defined as a <BOOLEAN PROGRAM DATA> element.

Starts/stops the continuous alarm Injection.

ON: Enabled

OFF: Disabed

Response Syntax

<Error>

Example(s)

SOUR:DATA:TEL:ELEC:ALAR:PORT ON

SOUR:DATA:TEL:ELEC:ALAR:PORT?

Returns: 1

See Also

SOURce:DATA:TELecom:ELECtrical:ALARm:PORT:TYPE?

:SOURce:DATA:TELecom:ELECtrical:ALARm:PORT:TYPE?

Description

This query returns the continuous Interface (Electrical) alarm Defect to be injected.

At *RST condition, this value is set to LOS.

Navigation Path: Results > Alarms/Errors > Injection > Interface > Alarm > Continuous > Defect

Syntax

:SOURce:DATA:TELecom:ELECtrical:ALARm:PORT:TYPE?

Response Syntax

<Alarm>

Response(s)

Alarm:

The response data syntax for the first parameter is defined as a <CHARACTER RESPONSE DATA> element.

Returns the alarm to be injected:

LOS

Example(s)

SOUR:DATA:TEL:ELEC:ALAR:PORT:TYPE?

Returns: LOS

See Also

SOURce:DATA:TELecom:OPTical:ALARm:PORT?

:SOURce:DATA:TELecom:ELECtrical:ALARm:PORT?

Description

This query returns the enable/disable status of the continuous electrical Interface alarm injection.

At *RST condition, this value is set to OFF.

Navigation Path: Results > Alarms/Errors > Injection > Interface > Alarm > Continuous > Inject

Syntax

:SOURce:DATA:TELecom:ELECtrical:ALARm:PORT?

Response Syntax

<Set>

Response(s)

Set:

The response data syntax for the first parameter is defined as a <BOOLEAN RESPONSE DATA> element.

Returns the enable/disable injection status.

1: Enabled

0: Disabled

Example(s)

SOUR:DATA:TEL:ELEC:ALAR:PORT ON

SOUR:DATA:TEL:ELEC:ALAR:PORT?

Returns: 1

See Also

SOURce:DATA:TELecom:ELECtrical:ALARm:PORT:TYPE?

:SOURce:DATA:TELecom:ELECtrical:ERRor:AMOunt

Description

This command sets the manual Interface (Electrical) error Amount to be injected.

At *RST condition, this value is set to MINimum.

Navigation Path: Results > Alarms/Errors > Injection > Interface > Error > Manual > Amount

Syntax

:SOURce:DATA:TELecom:ELECtrical:ERRor:AMOunt <wsp><Amount>

Parameter(s)

Amount:

The program data syntax for the first parameter is defined as a <DECIMAL NUMERIC PROGRAM DATA> element.

Sets the amount of error to be injected. Choices are 1 through 50.

MAXimum: Biggest supported value

MINimum: Smallest supported value

Response Syntax

<Set>

Example(s)

SOUR:DATA:TEL:ELEC:ERR:MAN:TYPE BPV

SOUR:DATA:TEL:ELEC:ERR:AMO 15

SOUR:DATA:TEL:ELEC:ERR:AMO?

Returns: 15

See Also

SOURce:DATA:TELecom:PDH:ERRor:E[1..n]:MANual:TYPE

SOURce:DATA:TELecom:PDH:ERRor:E[1..n]:AMOunt?

:SOURce:DATA:TELecom:ELECtrical:ERRor:AMOunt?

Description

This query returns the manual Interface (Electrical) error Amount to be injected.

At *RST condition, this value is set to MINimum.

Navigation Path: Results > Alarms/Errors > Injection > Interface > Error > Manual > Amount

Syntax

:SOURce:DATA:TELecom:ELECtrical:ERRor:AMOunt?[<wsp><Error>]

Parameter(s)

Error:

The program data syntax for the first parameter is defined as a <CHARACTER PROGRAM DATA> element.

This parameter is optional. If no token is specified, the current amount is returned.

MAXimum: Biggest supported value.

MINimum: Smallest supported value.

DEFault: Default value.

Response Syntax

<Amount>

Response(s)

Amount:

The response data syntax for the first parameter is defined as a <NR1 NUMERIC RESPONSE DATA> element.

Returns the amount of error.

Example(s)

SOUR:DATA:TEL:ELEC:ERR:MAN:TYPE BPV

SOUR:DATA:TEL:ELEC:ERR:AMO 15

SOUR:DATA:TEL:ELEC:ERR:AMO?

Returns: 15

See Also

SOURce:DATA:TELecom:PDH:ERRor:E[1..n]:MANual:TYPE

SOURce:DATA:TELecom:PDH:ERRor:E[1..n]:AMOunt

:SOURce:DATA:TELecom:ELECtrical:ERRor:AUTomated

Description

This command enables/disables the Rate/Max Rate Interface (Electrical) error injection.

At *RST condition, this value is set to OFF.

Navigation Path: Results > Alarms/Errors > Injection > Interface > Error > Rate/Max Rate > Inject

Syntax

:SOURce:DATA:TELecom:ELECtrical:ERRor:AUTomated <wsp><Inject>

Parameter(s)

Inject:

The program data syntax for the first parameter is defined as a <BOOLEAN PROGRAM DATA> element.

Starts/stops the automated Rate/Max Rate error Injection.

ON: Enables error injection.

OFF: Disables error injection.

Response Syntax

<Amount>

Example(s)

SOUR:DATA:TEL:ELEC:ERR:AUT:TYPE BPV

SOUR:DATA:TEL:ELEC:ERR:AUT ON

SOUR:DATA:TEL:ELEC:ERR:AUT?

Returns: 1

See Also

SOURce:DATA:TELecom:DSN:ERRor:DS1:AUTomated:TYPE

SOURce:DATA:TELecom:DSN:ERRor:DS1:AUTomated:RATE

SOURce:DATA:TELecom:DSN:ERRor:DS1:AUTomated?

:SOURce:DATA:TELecom:ELECtrical:ERRor:AUTomated:RATE

Description

TThis command sets the automated Interface (Electrical) error Rate to be injected.

At *RST condition, this value is device dependent.

Navigation Path: Results > Alarms/Errors > Injection > Interface > Error > Rate > Rate

Syntax

:SOURce:DATA:TELecom:ELECtrical:ERRor:AUTomated:RATE <wsp><Rate>

Parameter(s)

Rate:

The program data syntax for the first parameter is defined as a <DECIMAL NUMERIC PROGRAM DATA> element.

Sets the rate of error to be injected.

MAXimum: Biggest supported value

MINimum: Smallest supported value

DEFault: Default value

Response Syntax

<Amount>

Example(s)

SOUR:DATA:TEL:ELEC:ERR:AUT:RATE 1.0E-09

SOUR:DATA:TEL:ELEC:ERR:AUT:RATE?

Returns: 1.0E-09

See Also

SOURce:DATA:TELecom:DSN:ERRor:DS1:AUTomated:TYPE

SOURce:DATA:TELecom:DSN:ERRor:DS1:AUTomated:RATE?

SOURce:DATA:TELecom:DSN:ERRor:DS1:AUTomated

:SOURce:DATA:TELecom:ELECtrical:ERRor:AUTomated:RATE?

Description

This query returns the automated Interface (Electrical) error Rate to be injected.

At *RST condition, this value is device dependent.

Navigation Path: Results > Alarms/Errors > Injection > Interface > Error > Rate > Rate

Syntax

:SOURce:DATA:TELecom:ELECtrical:ERRor:AUTomated:RATE?[<wsp><Rate>]

Parameter(s)

Rate:

The program data syntax for the first parameter is defined as a <CHARACTER PROGRAM DATA> element.

This parameter is optional. If no token is specified, the current injection rate is returned.

MAXimum: Biggest supported value

MINimum: Smallest supported value

DEFault: Default value

Response Syntax

<Rate>

Response(s)

Rate:

The response data syntax for the first parameter is defined as a <NR3 NUMERIC RESPONSE DATA> element.

Returns the rate of error.

Example(s)

SOUR:DATA:TEL:ELEC:ERR:AUT:RATE 1.0E-09

SOUR:DATA:TEL:ELEC:ERR:AUT:RATE?

Returns: 1.0E-09

See Also

SOURce:DATA:TELecom:DSN:ERRor:DS1:AUTomated:TYPE

SOURce:DATA:TELecom:DSN:ERRor:DS1:AUTomated:RATE

SOURce:DATA:TELecom:DSN:ERRor:DS1:AUTomated

:SOURce:DATA:TELecom:ELECtrical:ERRor:AUTomated:TYPE

Description

This command selects the automated Interface (Electrical) error Defect to be injected.

At *RST condition, this value is device dependent.

Navigation Path: Results > Alarms/Errors > Injection > Interface > Error > Rate/Max Rate > Defect

Syntax

:SOURce:DATA:TELecom:ELECtrical:ERRor:AUTomated:TYPE <wsp><Error>

Parameter(s)

Error:

The program data syntax for the first parameter is defined as a <CHARACTER PROGRAM DATA> element.

Selects the error to be injected:

BPV

EXZ

Response Syntax

<Rate>

Example(s)

SOUR:DATA:TEL:ELEC:ERR:AUT:TYPE BPV

SOUR:DATA:TEL:ELEC:ERR:AUT:TYPE?

Returns: BPV

See Also

SOURce:DATA:TELecom:DSN:ERRor:DS1:AUTomated:TYPE?

SOURce:DATA:TELecom:DSN:ERRor:DS1:AUTomated:RATE

SOURce:DATA:TELecom:DSN:ERRor:DS1:AUTomated

:SOURce:DATA:TELecom:ELECtrical:ERRor:AUTomated:TYPE?

Description

This query returns the automated Interface (Electrical) error Defect to be injected.

At *RST condition, this value is device dependent.

Navigation Path: Results > Alarms/Errors > Injection > Interface > Error > Rate/Max Rate > Defect

Syntax

:SOURce:DATA:TELecom:ELECtrical:ERRor:AUTomated:TYPE?

Response Syntax

<Error>

Response(s)

Error:

The response data syntax for the first parameter is defined as a <CHARACTER RESPONSE DATA> element.

Returns the error to be injected:

BPV

EXZ

Example(s)

SOUR:DATA:TEL:ELEC:ERR:AUT:TYPE BPV

SOUR:DATA:TEL:ELEC:ERR:AUT:TYPE?

Returns: BPV

See Also

SOURce:DATA:TELecom:DSN:ERRor:DS1:AUTomated:TYPE

SOURce:DATA:TELecom:DSN:ERRor:DS1:AUTomated:RATE

SOURce:DATA:TELecom:DSN:ERRor:DS1:AUTomated

:SOURce:DATA:TELecom:ELECtrical:ERRor:AUTomated?

Description

This query returns the enable/disable status of the Rate/Max Rate Interface (Electrical) error injection.

At *RST condition, this value is set to OFF.

Navigation Path: Results > Alarms/Errors > Injection > Interface > Error > Rate/Max Rate > Inject

Syntax

:SOURce:DATA:TELecom:ELECtrical:ERRor:AUTomated?

Response Syntax

<Inject>

Response(s)

Inject:

The response data syntax for the first parameter is defined as a <BOOLEAN RESPONSE DATA> element.

Returns the enable/disable injection status:

1: Enabled

0: Disabled

Example(s)

SOUR:DATA:TEL:ELEC:ERR:AUT:TYPE BPV

SOUR:DATA:TEL:ELEC:ERR:AUT ON

SOUR:DATA:TEL:ELEC:ERR:AUT?

Returns: 1

See Also

SOURce:DATA:TELecom:DSN:ERRor:DS1:AUTomated:TYPE

SOURce:DATA:TELecom:DSN:ERRor:DS1:AUTomated:RATE

SOURce:DATA:TELecom:DSN:ERRor:DS1:AUTomated

:SOURce:DATA:TELecom:ELECtrical:ERRor:INJect

Description	This command enables/disables the manual Interface (Electrical) error injection. This command is an event and has no associated *RST condition or query form. Navigation Path: Results > Alarms/Errors > Injection > Interface > Error > Manual > Inject
Syntax	:SOURce:DATA:TELecom:ELECtrical:ERRor:INJect
Response Syntax	<Inject>
Example(s)	SOUR:DATA:TEL:ELEC:ERR:MAN:TYPE BPV SOUR:DATA:TEL:ELEC:ERR:AMO 15 SOUR:DATA:TEL:ELEC:ERR:INJ
See Also	SOURce:DATA:TELecom:PDH:ERRor:E[1..n]:MANual:TYPE SOURce:DATA:TELecom:PDH:ERRor:E[1..n]:AMOunt

:SOURce:DATA:TELecom:ELECtrical:ERRor:MANual:TYPE

Description

This command selects the manual Interface (Electrical) error Defect to be injected.

At *RST condition, this value is set to BPV.

Navigation Path: Results > Alarms/Errors > Injection > Interface > Error > Manual > Defect

Syntax

:SOURce:DATA:TELecom:ELECtrical:ERRor:MANual:TYPE <wsp><Error>

Parameter(s)

Error:

The program data syntax for the first parameter is defined as a <CHARACTER PROGRAM DATA> element.

Selects the error to be injected:

BPV

EXZ

Response Syntax

<Inject>

Example(s)

SOUR:DATA:TEL:ELEC:ERR:MAN:TYPE BPV

SOUR:DATA:TEL:ELEC:ERR:MAN:TYPE?

Returns: BPV

See Also

SOURce:DATA:TELecom:PDH:ERRor:E[1..n]:MANual:TYPE?

:SOURce:DATA:TELecom:ELECtrical:ERRor:MANual:TYPE?

Description

This query returns the manual Interface (Electrical) error Defect to be injected.

At *RST condition, this value is set to BPV.

Navigation Path: Results > Alarms/Errors > Injection > Interface > Error > Manual > Defect

Syntax

:SOURce:DATA:TELecom:ELECtrical:ERRor:MANual:TYPE?

Response Syntax

<Error>

Response(s)

Error:

The response data syntax for the first parameter is defined as a <CHARACTER RESPONSE DATA> element.

Returns the error to be injected:

BPV

EXZ

Example(s)

SOUR:DATA:TEL:ELEC:ERR:MAN:TYPE BPV

SOUR:DATA:TEL:ELEC:ERR:MAN:TYPE?

Returns: BPV

See Also

SOURce:DATA:TELecom:PDH:ERRor:E[1..n]:MANual:TYPE

:SOURce:DATA:TELecom:EOTN:TRANscode:ERRor:ALANes

Description

This command enables/disables the selection of all lanes for transcoding error injection purposes.

At *RST condition, the value is set to OFF.

Navigation Path: Results > Alarms/Errors > Inject > Transcoding > All Lanes

Syntax

:SOURce:DATA:TELecom:EOTN:TRANscode:ERRor:ALANes <wsp><Set>

Parameter(s)

Set:

The program data syntax for the first parameter is defined as a <BOOLEAN PROGRAM DATA> element.

Enables/disables the selection of all lanes.

ON: Selects all lanes

OFF: Unselects all lanes

Response Syntax

<Error>

Example(s)

SOUR:DATA:TEL:EOTN:TRAN:ERR:ALAN ON

See Also

SOURce:DATA:TELecom:EOTN:TRANscode:ERRor:LANE

:SOURce:DATA:TELecom:EOTN:TRANscode:ERRor:ALANes?

Description	This query returns the enable/disable selection status of all lanes for transcoding error injection purposes. At *RST condition, the value is set to OFF. Navigation Path: Results > Alarms/Errors > Inject > Layer (Transcoding) > All Lanes
Syntax	:SOURce:DATA:TELecom:EOTN:TRANscode:ERRor:ALANes?
Response Syntax	<Set>
Response(s)	**Set**: The response data syntax for the first parameter is defined as a <BOOLEAN RESPONSE DATA> element. Returns the enable/disable selection status of all lanes. 1: All lanes are enabled. 0: None or not all lanes are enabled.
Example(s)	SOUR:DATA:TEL:EOTN:TRAN:ERR:ALAN?
See Also	SOURce:DATA:TELecom:EOTN:TRANscode:ERRor:LANE?

:SOURce:DATA:TELecom:EOTN:TRANscode:ERRor:AUTomated

Description	This command enables/disables the Rate/Max Rate Transcoding (per Lane) error injection. At *RST condition, the value is set to OFF. Navigation Path: Results > Alarms/Errors > Injection > Transcoding > Error > Rate/Max Rate > Inject
Syntax	:SOURce:DATA:TELecom:EOTN:TRANscode:ERRor:AUTomated <wsp><Inject>
Parameter(s)	**Inject**: The program data syntax for the first parameter is defined as a <BOOLEAN PROGRAM DATA> element. Starts/stops the automated Rate/Max Rate error Injection. ON: Enables error injection. OFF: Disables error injection.
Response Syntax	<Set>
Example(s)	SOUR:DATA:TEL:EOTN:TRAN:ERR:AUT ON
See Also	SOURce:DATA:TELecom:EOTN:TRANscode:ERRor:GLOBal:AUTomated

:SOURce:DATA:TELecom:EOTN:TRANscode:ERRor:AUTomated:CONTinuous

Description	This command sets the automated Transcoding (per Lane) error Mode: ON for Max Rate and OFF for Rate. At *RST condition, the value is set to OFF. Navigation Path: Results > Alarms/Errors > Injection > Transcoding > Error > Mode
Syntax	:SOURce:DATA:TELecom:EOTN:TRANscode:ERRor:AUTomated:CONTinuous <wsp><Mode>
Parameter(s)	**Mode**: The program data syntax for the first parameter is defined as a <BOOLEAN PROGRAM DATA> element. Sets the automated error Mode: ON: Max Rate OFF: Rate
Response Syntax	<Set>
Example(s)	SOUR:DATA:TEL:EOTN:TRAN:ERR:AUT:CONT ON
See Also	SOURce:DATA:TELecom:EOTN:TRANscode:ERRor:GLOBal:AUTomated:CONTinuous

:SOURce:DATA:TELecom:EOTN:TRANscode:ERRor:AUTomated:CONTinuous?

Description	This query returns the automated Transcoding (per Lane) error Mode: ON for Max Rate and OFF for Rate. At *RST condition, the value is set to OFF. Navigation Path: Results > Alarms/Errors > Injection > Transcoding > Error > Mode
Syntax	:SOURce:DATA:TELecom:EOTN:TRANscode:ERRor:AUTomated:CONTinuous?
Response Syntax	<Mode>
Response(s)	**Mode**: The response data syntax for the first parameter is defined as a <BOOLEAN RESPONSE DATA> element. Returns the automated error Mode: 1: Max Rate 0: Rate
Example(s)	SOUR:DATA:TEL:EOTN:TRAN:ERR:AUT:CONT?
See Also	SOURce:DATA:TELecom:EOTN:TRANscode:ERRor:GLOBal:AUTomated:CONTinuous?

:SOURce:DATA:TELecom:EOTN:TRANscode:ERRor:AUTomated:RATE

Description	This command sets the automated Transcoding (per Lane) error Rate to be injected. At *RST condition, the value is set to 1.0E-04. Navigation Path: Results > Alarms/Errors > Injection > Transcoding > Error > Rate > Rate
Syntax	:SOURce:DATA:TELecom:EOTN:TRANscode:ERRor:AUTomated:RATE <wsp><Rate>
Parameter(s)	**Rate**: The program data syntax for the first parameter is defined as a <DECIMAL NUMERIC PROGRAM DATA> element. Sets the rate of error to be injected. MAXimum: Biggest supported value MINimum: Smallest supported value DEFault: Default value
Response Syntax	<Mode>
Example(s)	SOUR:DATA:TEL:EOTN:TRAN:ERR:AUT:RATE 1.0E-09
See Also	SOURce:DATA:TELecom:EOTN:TRANscode:ERRor:GLOBal:AUTomated:RATE

:SOURce:DATA:TELecom:EOTN:TRANscode:ERRor:AUTomated:RATE?

Description

This query returns the automated Transcoding (per Lane) error Rate to be injected.

At *RST condition, the value is set to 1.0E-04.

Navigation Path: Results > Alarms/Errors > Injection > Transcoding > Error > Rate > Rate

Syntax

:SOURce:DATA:TELecom:EOTN:TRANscode:ERRor:AUTomated:RATE?[<wsp><Rate>]

Parameter(s)

Rate:

The program data syntax for the first parameter is defined as a <CHARACTER PROGRAM DATA> element.

This parameter is optional. If no token is specified, the current injection rate is returned.

MAXimum: Biggest supported value

MINimum: Smallest supported value

DEFault: Default value

Response Syntax

<Rate>

Response(s)

Rate:

The response data syntax for the first parameter is defined as a <NR3 NUMERIC RESPONSE DATA> element.

Returns the rate of error to be injected.

Example(s)

SOUR:DATA:TEL:EOTN:TRAN:ERR:AUT:RATE?

See Also

SOURce:DATA:TELecom:EOTN:TRANscode:ERRor:GLOBal:AUTomated:RATE?

:SOURce:DATA:TELecom:EOTN:TRANscode:ERRor:AUTomated:TYPE

Description	This command selects the automated Transcoding (per Lane) error Defect to be injected. At *RST condition, the value is set to Invalid Flag. Navigation Path: Results > Alarms/Errors > Injection > Transcoding > Error > Rate/Max Rate > Defect
Syntax	:SOURce:DATA:TELecom:EOTN:TRANscode:ERRor:AUTomated:TYPE <wsp><Error>
Parameter(s)	**Error**: The program data syntax for the first parameter is defined as a <CHARACTER PROGRAM DATA> element. Selects the error to be injected: OTNBIP8: OTN BIP-8 PCSBIP8MASK: PCS BIP-8 Mask
Response Syntax	<Rate>
Example(s)	SOUR:DATA:TEL:EOTN:TRAN:ERR:AUT:TYPE OTNBIP8
See Also	SOURce:DATA:TELecom:EOTN:TRANscode:ERRor:GLOBal:AUTomated:TYPE

:SOURce:DATA:TELecom:EOTN:TRANscode:ERRor:AUTomated:TYPE?

Description	This query returns the automated Transcoding (per Lane) error Defect to be injected. At *RST condition, the value is set to Invalid Flag. Navigation Path: Results > Alarms/Errors > Injection > Transcoding > Error > Rate/Max Rate > Defect
Syntax	:SOURce:DATA:TELecom:EOTN:TRANscode:ERRor:AUTomated:TYPE?
Response Syntax	<Error>
Response(s)	**Error**: The response data syntax for the first parameter is defined as a <CHARACTER RESPONSE DATA> element. Returns the error to be injected: OTNBIP8: OTN BIP-8 PCSBIP8MASK: PCS BIP-8 Mask
Example(s)	SOUR:DATA:TEL:EOTN:TRAN:ERR:AUT:TYPE OTNBIP8 SOUR:DATA:TEL:EOTN:TRAN:ERR:AUT:TYPE? Returns: OTNBIP8
See Also	SOURce:DATA:TELecom:EOTN:TRANscode:ERRor:GLOBal:AUTomated:TYPE?

:SOURce:DATA:TELecom:EOTN:TRANscode:ERRor:AUTomated?

Description	This query returns the enable/disable status of the Rate/Max Rate Transcoding (per Lane) error injection. At *RST condition, the value is set to OFF. Navigation Path: Results > Alarms/Errors > Injection > Transcoding > Error > Rate/Max Rate > Inject
Syntax	:SOURce:DATA:TELecom:EOTN:TRANscode:ERRor:AUTomated?
Response Syntax	<Set>
Response(s)	**Set**: The response data syntax for the first parameter is defined as a <BOOLEAN RESPONSE DATA> element. Returns the status of EOTN automated error generation. Returns the enable/disable injection status: 1: Enabled 0: Disabled
Example(s)	SOUR:DATA:TEL:EOTN:TRAN:ERR:AUT?
See Also	SOURce:DATA:TELecom:EOTN:TRANscode:ERRor:GLOBal:AUTomated?

:SOURce:DATA:TELecom:EOTN:TRANscode:ERRor:GLOBal:AUTomated

Description	This command enables/disables the Rate/Max Rate Transcoding (global) error injection. At *RST condition, this value is set to OFF. Navigation Path: Results > Alarms/Errors > Injection > Transcoding > Error > Rate/Max Rate > Inject
Syntax	:SOURce:DATA:TELecom:EOTN:TRANscode:ERRor:GLOBal:AUTomated <wsp><Inject>
Parameter(s)	**Inject**: The program data syntax for the first parameter is defined as a <BOOLEAN PROGRAM DATA> element. Starts/stops the automated Rate/Max Rate error Injection. ON: Enables error injection. OFF: Disables error injection.
Response Syntax	<Set>
Example(s)	SOUR:DATA:TEL:EOTN:TRAN:ERR:GLOB:AUT ON
See Also	SOURce:DATA:TELecom:EOTN:TRANscode:ERRor:AUTomated

:SOURce:DATA:TELecom:EOTN:TRANscode:ERRor:GLOBal:AUTomated:CONTinuous

Description	This command sets the automated Transcoding (global) error Mode: ON for Max Rate and OFF for Rate. At *RST condition, this value is set to OFF. Navigation Path: Results > Alarms/Errors > Injection > Transcoding > Error > Mode
Syntax	:SOURce:DATA:TELecom:EOTN:TRANscode:ERRor:GLOBal:AUTomated:CONTinuous <wsp><Mode>
Parameter(s)	**Mode**: The program data syntax for the first parameter is defined as a <BOOLEAN PROGRAM DATA> element. Sets the automated error Mode: ON: Max Rate OFF: Rate
Response Syntax	<Set>
Example(s)	SOUR:DATA:TEL:EOTN:TRAN:ERR:GLOB:AUT:CONT ON
See Also	SOURce:DATA:TELecom:EOTN:TRANscode:ERRor:AUTomated:CONTinuous

:SOURce:DATA:TELecom:EOTN:TRANscode:ERRor:GLOBal:AUTomated:CONTinuous?

Description	This query returns the automated Transcoding (global) error Mode: ON for Max Rate and OFF for Rate. At *RST condition, this value is set to OFF. Navigation Path: Results > Alarms/Errors > Injection > Transcoding > Error > Mode
Syntax	:SOURce:DATA:TELecom:EOTN:TRANscode:ERRor:GLOBal:AUTomated:CONTinuous?
Response Syntax	<Mode>
Response(s)	**Mode**: The response data syntax for the first parameter is defined as a <BOOLEAN RESPONSE DATA> element. Returns the automated error Mode: 1: Max Rate 0: Rate
Example(s)	SOUR:DATA:TEL:EOTN:TRAN:ERR:GLOB:AUT:CONT?
See Also	SOURce:DATA:TELecom:EOTN:TRANscode:ERRor:AUTomated:CONTinuous?

:SOURce:DATA:TELecom:EOTN:TRANscode:ERRor:GLOBal:AUTomated:RATE

Description	This command sets the automated Transcoding (global) error Rate to be injected. At *RST condition, the value is set to 1.0E-04. Navigation Path: Results > Alarms/Errors > Injection > Transcoding > Error > Rate > Rate
Syntax	:SOURce:DATA:TELecom:EOTN:TRANscode:ERRor:GLOBal:AUTomated:RATE <wsp><Rate>
Parameter(s)	**Rate**: The program data syntax for the first parameter is defined as a <DECIMAL NUMERIC PROGRAM DATA> element. Sets the rate of error to be injected. MAXimum: Biggest supported value MINimum: Smallest supported value DEFault: Default value
Response Syntax	<Mode>
Example(s)	SOUR:DATA:TEL:EOTN:TRAN:ERR:GLOB:AUT:RATE 1.0E-09
See Also	SOURce:DATA:TELecom:EOTN:TRANscode:ERRor:AUTomated:RATE

:SOURce:DATA:TELecom:EOTN:TRANscode:ERRor:GLOBal:AUTomated:RATE?

Description

This query returns the automated Transcoding (global) error Rate to be injected.

At *RST condition, the value is set to 1.0E-04.

Navigation Path: Results > Alarms/Errors > Injection > Transcoding > Error > Rate > Rate

Syntax

:SOURce:DATA:TELecom:EOTN:TRANscode:ERRor:GLOBal:AUTomated:RATE?[<wsp><Rate>]

Parameter(s)

Rate:

The program data syntax for the first parameter is defined as a <CHARACTER PROGRAM DATA> element.

This parameter is optional. If no token is specified, the current injection rate is returned.

MAXimum: Biggest supported value

MINimum: Smallest supported value

DEFault: Default value

Response Syntax

<Rate>

Response(s)

Rate:

The response data syntax for the first parameter is defined as a <NR3 NUMERIC RESPONSE DATA> element.

Returns the rate of error to be injected.

Example(s)

SOUR:DATA:TEL:EOTN:TRAN:ERR:GLOB:AUT:RATE?

See Also

SOURce:DATA:TELecom:EOTN:TRANscode:ERRor:AUTomated:RATE?

:SOURce:DATA:TELecom:EOTN:TRANscode:ERRor:GLOBal:AUTomated:TYPE

Description	This command selects the automated Transcoding (global) error Defect to be injected. At *RST condition, the value is set to Inv. Flag. Navigation Path: Results > Alarms/Errors > Injection > Transcoding > Error > Rate/Max Rate > Defect
Syntax	:SOURce:DATA:TELecom:EOTN:TRANscode:ERRor:GLOBal:AUTomated:TYPE <wsp><Error>
Parameter(s)	**Error**: The program data syntax for the first parameter is defined as a <CHARACTER PROGRAM DATA> element. Selects the error to be injected: INVALFLAG: Inv. Flag MSEQV
Response Syntax	<Rate>
Example(s)	SOUR:DATA:TEL:EOTN:TRAN:ERR:GLOB:AUT:TYPE MSEQV
See Also	SOURce:DATA:TELecom:EOTN:TRANscode:ERRor:AUTomated:TYPE

:SOURce:DATA:TELecom:EOTN:TRANscode:ERRor:GLOBal:AUTomated:TYPE?

Description	This query returns the automated Transcoding (global) error Defect to be injected. At *RST condition, the value is set to Inv. Flag. Navigation Path: Results > Alarms/Errors > Injection > Transcoding > Error > Rate/Max Rate > Defect
Syntax	:SOURce:DATA:TELecom:EOTN:TRANscode:ERRor:GLOBal:AUTomated:TYPE?
Response Syntax	<Error>
Response(s)	**Error**: The response data syntax for the first parameter is defined as a <CHARACTER RESPONSE DATA> element. Returns the error to be injected: INVALFLAG: Inv. Flag MSEQV
Example(s)	SOUR:DATA:TEL:EOTN:TRAN:ERR:GLOB:AUT:TYPE?
See Also	SOURce:DATA:TELecom:EOTN:TRANscode:ERRor:AUTomated:TYPE?

:SOURce:DATA:TELecom:EOTN:TRANscode:ERRor:GLOBal:AUTomated?

Description

This query returns the enable/disable status of the Rate/Max Rate Transcoding (global) error injection.

At *RST condition, this value is set to OFF.

Navigation Path: Results > Alarms/Errors > Injection > Transcoding > Error > Rate/Max Rate > Inject

Syntax

:SOURce:DATA:TELecom:EOTN:TRANscode:ERRor:GLOBal:AUTomated?

Response Syntax

<Inject>

Response(s)

Inject:

The response data syntax for the first parameter is defined as a <BOOLEAN RESPONSE DATA> element.

Returns the enable/disable injection status:

1: Enabled

0: Disabled

Example(s)

SOUR:DATA:TEL:EOTN:TRAN:ERR:GLOB:AUT?

See Also

SOURce:DATA:TELecom:EOTN:TRANscode:ERRor:AUTomated?

:SOURce:DATA:TELecom:EOTN:TRANscode:ERRor:GLOBal:MANual:AMOunt

Description

This command sets the manual Transcoding (global) error Amount to be injected.

At *RST condition, the value is set to 1.

Navigation Path: Results > Alarms/Errors > Injection > Transcoding > Error > Manual > Amount

Syntax

:SOURce:DATA:TELecom:EOTN:TRANscode:ERRor:GLOBal:MANual:AMOunt <wsp><Amount>

Parameter(s)

Amount:

The program data syntax for the first parameter is defined as a <DECIMAL NUMERIC PROGRAM DATA> element.

Sets the amount of error to be injected.

MAXimum: Biggest supported value

MINimum: Smallest supported value

DEFault: Default value

Response Syntax

<Inject>

Example(s)

SOUR:DATA:TEL:EOTN:TRAN:ERR:GLOB:MAN:AMO 25

See Also

SOURce:DATA:TELecom:EOTN:TRANscode:ERRor:MANual:AMOunt

:SOURce:DATA:TELecom:EOTN:TRANscode:ERRor:GLOBal:MANual:AMOunt?

Description

This query returns the manual Transcoding (global) error Amount to be injected.

At *RST condition, this value is set to 1.

Navigation Path: Results > Alarms/Errors > Injection > Transcoding > Error > Manual > Amount

Syntax

:SOURce:DATA:TELecom:EOTN:TRANscode:ERRor:GLOBal:MANual:AMOunt?[<wsp><Value>]

Parameter(s)

Value:

The program data syntax for the first parameter is defined as a <CHARACTER PROGRAM DATA> element.

This parameter is optional. If no token is specified, the current amount is returned.

MAXimum: Biggest supported value.

MINimum: Smallest supported value.

DEFault: Default value.

Response Syntax

<Amount>

Response(s)

Amount:

The response data syntax for the first parameter is defined as a <NR1 NUMERIC RESPONSE DATA> element.

Returns the amount of error to be injected.

Example(s)

SOUR:DATA:TEL:EOTN:TRAN:ERR:GLOB:MAN:AMO?

See Also

SOURce:DATA:TELecom:EOTN:TRANscode:ERRor:MANual:AMOunt?

:SOURce:DATA:TELecom:EOTN:TRANscode:ERRor:GLOBal:MANual:INJect

Description	This command enables/disables the manual Transcoding (global) error injection. This command is not associated with any *RST condition. Navigation Path: Results > Alarms/Errors > Injection > Transcoding > Error > Manual > Inject
Syntax	:SOURce:DATA:TELecom:EOTN:TRANscode:ERRor:GLOBal:MANual:INJect
Response Syntax	<Amount>
Example(s)	SOUR:DATA:TEL:EOTN:TRAN:ERR:GLOB:MAN:INJ
See Also	SOURce:DATA:TELecom:EOTN:TRANscode:ERRor:MANual:INJect

:SOURce:DATA:TELecom:EOTN:TRANscode:ERRor:GLOBal:MANual:TYPE

Description	This command selects the manual Transcoding (global) error Defect to be injected. At *RST condition, the value is set to Inv. Flag. Navigation Path: Results > Alarms/Errors > Injection > Transcoding > Error > Manual > Defect
Syntax	:SOURce:DATA:TELecom:EOTN:TRANscode:ERRor:GLOBal:MANual:TYPE <wsp><Error>
Parameter(s)	**Error**: The program data syntax for the first parameter is defined as a <CHARACTER PROGRAM DATA> element. Selects the error to be injected: INVALFLAG: Inv. Flag MSEQV
Response Syntax	<Amount>
Example(s)	SOUR:DATA:TEL:EOTN:TRAN:ERR:GLOB:MAN:TYPE MSEQV
See Also	SOURce:DATA:TELecom:EOTN:TRANscode:ERRor:MANual:TYPE

:SOURce:DATA:TELecom:EOTN:TRANscode:ERRor:GLOBal:MANual:TYPE?

Description	This query returns the manual Transcoding (global) error Defect to be injected. At *RST condition, the value is set to Inv. Flag. Navigation Path: Results > Alarms/Errors > Injection > Transcoding > Error > Manual > Defect
Syntax	:SOURce:DATA:TELecom:EOTN:TRANscode:ERRor:GLOBal:MANual:TYPE?
Response Syntax	<Error>
Response(s)	**Error**: The response data syntax for the first parameter is defined as a <CHARACTER RESPONSE DATA> element. Returns the error to be injected: INVALFLAG: Inv. Flag MSEQV
Example(s)	SOUR:DATA:TEL:EOTN:TRAN:ERR:GLOB:MAN:TYPE?
See Also	SOURce:DATA:TELecom:EOTN:TRANscode:ERRor:MANual:TYPE?

:SOURce:DATA:TELecom:EOTN:TRANscode:ERRor:LANE

Description

This command enables/disables the selection of a lane for Transcoding error injection purposes.

At *RST condition, the value is set to OFF.

Navigation Path: Results > Alarms/Errors > Inject > Layer (Transcoding) > Lane

Syntax

:SOURce:DATA:TELecom:EOTN:TRANscode:ERRor:LANE <wsp><Lane>, <Set>

Parameter(s)

Lane:

The program data syntax for the first parameter is defined as a <DECIMAL NUMERIC PROGRAM DATA> element.

Selets the lane number.

Set:

The program data syntax for the second parameter is defined as a <BOOLEAN PROGRAM DATA> element.

Enables/disables a lane.

ON: Enables the particular lane.

OFF: Disables the particular lane.

Response Syntax

<Error>

Example(s)

SOUR:DATA:TEL:EOTN:TRAN:ERR:LANE 1, ON

See Also

SOURce:DATA:TELecom:EOTN:TRANscode:ERRor:ALANes

:SOURce:DATA:TELecom:EOTN:TRANscode:ERRor:LANE?

Description

This query returns the enables/disables selection stutus of a lane for Transcoding error injection purposes.

At *RST condition, the value is set to OFF.

Navigation Path: Results > Alarms/Errors > Inject > Layer (Transcoding) > Lane

Syntax

:SOURce:DATA:TELecom:EOTN:TRANscode:ERRor:LANE? <wsp><Lane>

Parameter(s)

Lane:

The program data syntax for the first parameter is defined as a <DECIMAL NUMERIC PROGRAM DATA> element.

Selects a lane number.

Response Syntax

<Set>

Response(s)

Set:

The response data syntax for the first parameter is defined as a <BOOLEAN RESPONSE DATA> element.

Returns the enable/disable selection status of a particular lane.

1: Particular lane is enabled.

0: Particular lane is disabled.

Example(s)

SOUR:DATA:TEL:EOTN:TRAN:ERR:LANE? 1

See Also

SOURce:DATA:TELecom:EOTN:TRANscode:ERRor:ALANes?

:SOURce:DATA:TELecom:EOTN:TRANscode:ERRor:MANual:AMOunt

Description

This command sets the manual Transcoding (per Lane) error Amount to be injected.

At *RST condition, the value is set to 1.

Navigation Path: Results > Alarms/Errors > Injection > Transcoding > Error > Manual > Amount

Syntax

:SOURce:DATA:TELecom:EOTN:TRANscode:ERRor:MANual:AMOunt <wsp><Amount>

Parameter(s)

Amount:

The program data syntax for the first parameter is defined as a <DECIMAL NUMERIC PROGRAM DATA> element.

Sets the amount of error to be injected.

MAXimum: Biggest supported value

MINimum: Smallest supported value

DEFault: Default value

Response Syntax

<Set>

Example(s)

SOUR:DATA:TEL:EOTN:TRAN:ERR:MAN:AMO 25

See Also

SOURce:DATA:TELecom:EOTN:TRANscode:ERRor:GLOBal:MANual:AMOunt

:SOURce:DATA:TELecom:EOTN:TRANscode:ERRor:MANual:AMOunt?

Description

This query returns the manual Transcoding (per Lane) error Amount to be injected.

At *RST condition, this value is set to 1.

Navigation Path: Results > Alarms/Errors > Injection > Transcoding > Error > Manual > Amount

Syntax

:SOURce:DATA:TELecom:EOTN:TRANscode:ERRor:MANual:AMOunt?[<wsp><Value>]

Parameter(s)

Value:

The program data syntax for the first parameter is defined as a <CHARACTER PROGRAM DATA> element.

This parameter is optional. If no token is specified, the current amount is returned.

MAXimum: Biggest supported value.

MINimum: Smallest supported value.

DEFault: Default value.

Response Syntax

<Amount>

Response(s)

Amount:

The response data syntax for the first parameter is defined as a <NR1 NUMERIC RESPONSE DATA> element.

Returns the amount of error to be injected.

Example(s)

SOUR:DATA:TEL:EOTN:TRAN:ERR:MAN:AMO?

See Also

SOURce:DATA:TELecom:EOTN:TRANscode:ERRor:GLOBal:MANual:AMOunt?

:SOURce:DATA:TELecom:EOTN:TRANscode:ERRor:MANual:INJect

Description	This command enables/disables the manual Transcoding (per Lane) error injection. This is an event and not associated with any *RST condition. Navigation Path: Results > Alarms/Errors > Injection > Transcoding > Error > Manual > Inject
Syntax	:SOURce:DATA:TELecom:EOTN:TRANscode:ERRor:MANual:INJect
Response Syntax	<Amount>
Example(s)	SOUR:DATA:TEL:EOTN:TRAN:ERR:MAN:INJ
See Also	SOURce:DATA:TELecom:EOTN:TRANscode:ERRor:GLOBal:MANual:INJect

:SOURce:DATA:TELecom:EOTN:TRANscode:ERRor:MANual:TYPE

Description	This command selects the automated Transcoding (per Lane) error Defect to be injected. At *RST condition, the value is set to Invalid Flag. Navigation Path: Results > Alarms/Errors > Injection > Transcoding > Error > Rate/Max Rate > Defect
Syntax	:SOURce:DATA:TELecom:EOTN:TRANscode:ERRor:MANual:TYPE <wsp><Error>
Parameter(s)	**Error**: The program data syntax for the first parameter is defined as a <CHARACTER PROGRAM DATA> element. Selects the error to be injected: OTNBIP8: OTN BIP-8 PCSBIP8MASK: PCS BIP-8 Mask
Response Syntax	<Amount>
Example(s)	SOUR:DATA:TEL:EOTN:TRAN:ERR:MAN:TYPE PCSBIP8MASK
See Also	SOURce:DATA:TELecom:EOTN:TRANscode:ERRor:GLOBal:MANual:TYPE

:SOURce:DATA:TELecom:EOTN:TRANscode:ERRor:MANual:TYPE?

Description	This query returns the automated Transcoding (per Lane) error Defect to be injected. At *RST condition, the value is set to Invalid Flag. Navigation Path: Results > Alarms/Errors > Injection > Transcoding > Error > Rate/Max Rate > Defect
Syntax	:SOURce:DATA:TELecom:EOTN:TRANscode:ERRor:MANual:TYPE?
Response Syntax	<Error>
Response(s)	**Error**: The response data syntax for the first parameter is defined as a <CHARACTER RESPONSE DATA> element. Returns the error to be injected: OTNBIP8: OTN BIP-8 PCSBIP8MASK: PCS BIP-8 Mask
Example(s)	SOUR:DATA:TEL:EOTN:TRAN:ERR:MAN:TYPE?
See Also	SOURce:DATA:TELecom:EOTN:TRANscode:ERRor:GLOBal:MANual:TYPE?

:SOURce:DATA:TELecom:ETHernet:ALARm:LRATe

Description

This command enables/disables the continuous Ethernet alarm injection (rates up to 25G or FlexE client).

This command is an event and is not associated with an *RST condition or a query form.

Navigation Path: Results > Alarms/Errors > Injection > Ethernet > Alarm > Continuous > Inject

Navigation Path: Results > Alarms/Errors > Injection > FLexE - Client > Ethernet > Alarm > Continuous > Inject

Syntax

:SOURce:DATA:TELecom:ETHernet:ALARm:LRATe <wsp><Set>

Parameter(s)

Set:

The program data syntax for the first parameter is defined as a <BOOLEAN PROGRAM DATA> element.

Starts/stops the continuous alarm Injection.

ON, Enables alarm generation.

OFF, Disables alarm generation.

Response Syntax

<Error>

Example(s)

SOURce:DATA:TELecom:ETHernet:ALARm:LRATe:TYPE LDOWN

SOURce:DATA:TELecom:ETHernet:ALARm:LRATe ON

SOURce:DATA:TELecom:ETHernet:ALARm:LRATe?

Return: 1

See Also

SOURce:DATA:TELecom:ETHernet:ALARm:LRATe:TYPE

:SOURce:DATA:TELecom:ETHernet:ALARm:LRATe:TYPE

Description

This command selects the continuous alarm Defect to be injected (rates up to 25G or FlexE client).

*RST condition, Value is set to LDOWN.

Navigation Path: Results > Alarms/Errors > Injection > Ethernet > Alarm > Continuous > Defect

Navigation Path: Results > Alarms/Errors > Injection > FLexE - Client > Ethernet > Alarm > Continuous > Defect

Syntax

:SOURce:DATA:TELecom:ETHernet:ALARm:LRATe:TYPE <wsp><Alarm Type>

Parameter(s)

Alarm Type:

The program data syntax for the first parameter is defined as a <CHARACTER PROGRAM DATA> element.

Selects the alarm to be injected:

LDOWn: Link Down

LFAult: Local Fault

RFAult: Remote Fault

Response Syntax

<Error>

Example(s)

SOURce:DATA:TELecom:ETHernet:ALARm:LRATe:TYPE LDOWN

SOURce:DATA:TELecom:ETHernet:ALARm:LRATe:TYPE?

Returns: LDOWN

See Also

SOURce:DATA:TELecom:ETHernet:ALARm:LRATe

:SOURce:DATA:TELecom:ETHernet:ALARm:LRATe:TYPE?

Description

This query returns the continuous alarm Defect to be injected (rates up to 25G or FlexE client).

*RST condition, Value is set to LDOWN.

Navigation Path: Results > Alarms/Errors > Injection > Ethernet > Alarm > Continuous > Defect

Navigation Path: Results > Alarms/Errors > Injection > FLexE - Client > Ethernet > Alarm > Continuous > Defect

Syntax

:SOURce:DATA:TELecom:ETHernet:ALARm:LRATe:TYPE?

Response Syntax

<Alarm type>

Response(s)

Alarm type:

The response data syntax for the first parameter is defined as a <CHARACTER RESPONSE DATA> element.

Returns the alarm to be injected:

LDOWn: Link Down

LFAult: Local Fault

RFAult: Remote Fault

Example(s)

SOURce:DATA:TELecom:ETHernet:ALARm:LRATe:TYPE LDOWN

SOURce:DATA:TELecom:ETHernet:ALARm:LRATe:TYPE?

Returns: LDOWN

See Also

SOURce:DATA:TELecom:ETHernet:ALARm:LRATe?

:SOURce:DATA:TELecom:ETHernet:ALARm:LRATe?

Description

This query returns the enable/disable status of the continuous Ethernet alarm injection (rates up to 25G or FlexE client).

This query is an event and is not associated with an *RST condition or a query form.

Navigation Path: Results > Alarms/Errors > Injection > Ethernet > Alarm > Continuous > Inject

Navigation Path: Results > Alarms/Errors > Injection > FLexE - Client > Ethernet > Alarm > Continuous > Inject

Syntax

:SOURce:DATA:TELecom:ETHernet:ALARm:LRATe?

Response Syntax

<Set>

Response(s)

Set:

The response data syntax for the first parameter is defined as a <BOOLEAN RESPONSE DATA> element.

Returns the enable/disable injection status.

1, Alarm generation is enabled.

0, Alarm generation is disabled.

Example(s)

SOURce:DATA:TELecom:ETHernet:ALARm:LRATe:TYPE LDOWN

SOURce:DATA:TELecom:ETHernet:ALARm:LRATe ON

SOURce:DATA:TELecom:ETHernet:ALARm:LRATe?

Returns: 1

See Also

SOURce:DATA:TELecom:ETHernet:ALARm:LRATe:TYPE?

:SOURce:DATA:TELecom:ETHernet:ALARm:PHYSical

Description

This command enables/disables the continuous Ethernet (40G and up) alarm injection.

At *RST condition, this value is set to OFF.

Navigation Path: Results > Alarms/Errors > Injection > Ethernet > Alarm > Continuous > Inject

Syntax

:SOURce:DATA:TELecom:ETHernet:ALARm:PHYSical <wsp><Inject>

Parameter(s)

Inject:

The program data syntax for the first parameter is defined as a <BOOLEAN PROGRAM DATA> element.

Starts/stops the continuous alarm Injection.

ON: Enables alarm generation.

OFF: Disables alarm generation.

Response Syntax

<Set>

Example(s)

SOUR:DATA:TEL:ETH:ALAR:PHYS ON

SOUR:DATA:TEL:ETH:ALAR:PHYS?

Returns: 1

See Also

SOURce:DATA:TELecom:OPTical:ALARm:PORT:AUTomated

SOURce:DATA:TELecom:OPTical:ALARm:PORT:AUTomated?

:SOURce:DATA:TELecom:ETHernet:ALARm:PHYSical:TYPE

Description

This command selects the continuous Ethernet (40G and up) alarm Defect to be injected.

At *RST condition, this value is set to LDOWn.

Navigation Path: Results > Alarms/Errors > Injection > Ethernet > Alarm > Continuous > Defect

Syntax

:SOURce:DATA:TELecom:ETHernet:ALARm:PHYSical:TYPE <wsp><Alarm>

Parameter(s)

Alarm:

The program data syntax for the first parameter is defined as a <CHARACTER PROGRAM DATA> element.

Selects the alarm to be injected:

LDOWn: Link Down

LFAult: Local Fault

RFAult: Remote Fault

Response Syntax

<Set>

Example(s)

SOUR:DATA:TEL:ETH:ALAR:PHYS:TYPE LFA

SOUR:DATA:TEL:ETH:ALAR:PHYS:TYPE?

Returns: LFAULT

See Also

SOURce:DATA:TELecom:ETHernet:ALARm:PHYSical:TYPE?

:SOURce:DATA:TELecom:ETHernet:ALARm:PHYSical:TYPE?

Description

This query returns the continuous Ethernet (40G and up) alarm Defect to be injected.

At *RST condition, this value is set to LDOWn.

Navigation Path: Results > Alarms/Errors > Injection > Ethernet > Alarm > Continuous > Defect

Syntax

:SOURce:DATA:TELecom:ETHernet:ALARm:PHYSical:TYPE?

Response Syntax

<Alarm>

Response(s)

Alarm:

The response data syntax for the first parameter is defined as a <CHARACTER RESPONSE DATA> element.

Returns the alarm to be injected:

LDOWn: Link Down

LFAult: Local Fault

RFAult: Remote Fault

Example(s)

SOUR:DATA:TEL:ETH:ALAR:PHYS:TYPE LFA

SOUR:DATA:TEL:ETH:ALAR:PHYS:TYPE?

Returns: LFAULT

See Also

SOURce:DATA:TELecom:ETHernet:ALARm:PHYSical:TYPE

:SOURce:DATA:TELecom:ETHernet:ALARm:PHYSical?

Description

This query returns the enable/disable status of the continuous Ethernet (40G and up) alarm injection.

At *RST condition, this value is set to OFF.

Navigation Path: Results > Alarms/Errors > Injection > Ethernet > Alarm > Continuous > Inject

Syntax

:SOURce:DATA:TELecom:ETHernet:ALARm:PHYSical?

Response Syntax

<Inject>

Response(s)

Inject:

The response data syntax for the first parameter is defined as a <BOOLEAN RESPONSE DATA> element.

Returns the enable/disable injection status.

1: Enabled

0: Disabled

Example(s)

SOUR:DATA:TEL:ETH:ALAR:PHYS OFF

SOUR:DATA:TEL:ETH:ALAR:PHYS?

Returns: 0

See Also

SOURce:DATA:TELecom:OPTical:ALARm:PORT:AUTomated

SOURce:DATA:TELecom:OPTical:ALARm:PORT:AUTomated?

:SOURce:DATA:TELecom:ETHernet:ALARm:THReshold

Description

This command sets the Alarm Threshold value.

At *RST condition, this value is set to device-dependent.

Navigation Path: Results > Alarms/Errors > PCS Lanes > PCS Lanes > Skew Alarm Threshold

Navigation Path: Results > Alarms/Errors > RS-FEC > Skew Alarm Threshold

Navigation Path: Functions > 40/100/400G Advanced > Lanes Mapping & Skew > Skew Alarm Threshold

Syntax

:SOURce:DATA:TELecom:ETHernet:ALARm:THReshold <wsp><Threshold>

Parameter(s)

Threshold:

The program data syntax for the first parameter is defined as a <DECIMAL NUMERIC PROGRAM DATA> element.

Sets Skew Alarm Threshold.

MAXimum

MINimum

Response Syntax

<Inject>

Example(s)

SOUR:DATA:TEL:ETH:ALAR:THR 20

See Also

SOURce:DATA:TELecom:ETHernet:LLAYer:SKEW:ALLLane:TX

:SOURce:DATA:TELecom:ETHernet:ALARm:THReshold:DEFault

Description	This command resets the Alarm Threshold value to its default value. This command is an event and is not associated with an *RST condition or a query form. Navigation Path: Results > Alarms/Errors > PCS Lanes > PCS Lanes > Skew Alarm Threshold Default (button) Navigation Path: Results > Alarms/Errors > RS-FEC > Skew Alarm Threshold Default (button) Navigation Path: Functions > 40/100/400G Advanced > Lanes Mapping & Skew > Skew Alarm Threshold Default (button)
Syntax	:SOURce:DATA:TELecom:ETHernet:ALARm:THReshold:DEFault
Response Syntax	<Inject>
Example(s)	SOUR:DATA:TEL:ETH:ALAR:THR:DEF
See Also	SOURce:DATA:TELecom:ETHernet:ALARm:THReshold

:SOURce:DATA:TELecom:ETHernet:ALARm:THReshold?

Description

This query returns the Alarm Threshold value.

At *RST condition, this value is set to device-dependent.

Navigation Path: Results > Alarms/Errors > PCS Lanes > PCS Lanes > Skew Alarm Threshold

Navigation Path: Results > Alarms/Errors > RS-FEC > Skew Alarm Threshold

Navigation Path: Functions > 40/100/400G Advanced > Lanes Mapping & Skew > Skew Alarm Threshold

Syntax

:SOURce:DATA:TELecom:ETHernet:ALARm:THReshold?[<wsp><Threshold>]

Parameter(s)

Threshold:

The program data syntax for the first parameter is defined as a <CHARACTER PROGRAM DATA> element.

Return the skew alarm threshold.

MAXimum

MINimum

Response Syntax

<Skew Alarm Threshold>

Response(s)

Skew Alarm Threshold:

The response data syntax for the first parameter is defined as a <NR1 NUMERIC RESPONSE DATA> element.

Returns the Skew Alarm Threshold.

Example(s)

SOUR:DATA:TEL:ETH:ALAR:THR 20

SOUR:DATA:TEL:ETH:ALAR:THR?

Returns: 20

See Also

SOURce:DATA:TELecom:ETHernet:LLAYer:SKEW:ALLLane:TX?

:SOURce:DATA:TELecom:ETHernet:ERRor:LRATe:AMOunt

Description

This command sets the manual Ethernet/PCS error Amount to be injected (rates up to 25G or FlexE client).

At *RST condition, this value is set to MINimum.

Navigation Path: Results > Alarms/Errors > Injection > Ethernet/PCS > Error > Manual > Amount

Navigation Path: Results > Alarms/Errors > Injection > FlexE - Client > Ethernet > Error > Manual > Amount

Syntax

:SOURce:DATA:TELecom:ETHernet:ERRor:LRATe:AMOunt <wsp><Amount>

Parameter(s)

Amount:

The program data syntax for the first parameter is defined as a <DECIMAL NUMERIC PROGRAM DATA> element.

Sets the amount of error to be injected.

MAXimum: Biggest supported amount

MINimum: Smallest supported amount

DEFault: Default amount

Response Syntax

<Skew Alarm Threshold>

Example(s)

SOUR:DATA:TEL:ETH:ERR:LRATe:AMO 50

SOUR:DATA:TEL:ETH:ERR:LRATe:AMO?

Returns: 50

See Also

SOURce:DATA:TELecom:ETHernet:ERRor:MAC:AMOunt?

SOURce:DATA:TELecom:ETHernet:ERRor:MAC:INJect

:SOURce:DATA:TELecom:ETHernet:ERRor:LRATe:AMOunt?

Description

This query returns the manual Ethernet/PCS error Amount to be injected (rates up to 25G or FlexE client).

At *RST condition, this value is set to MINimum.

Navigation Path: Results > Alarms/Errors > Injection > Ethernet/PCS > Error > Manual > Amount

Navigation Path: Results > Alarms/Errors > Injection > FlexE - Client > Ethernet > Error > Manual > Amount

Syntax

:SOURce:DATA:TELecom:ETHernet:ERRor:LRATe:AMOunt?[<wsp><Amount>]

Parameter(s)

Amount:

The program data syntax for the first parameter is defined as a <CHARACTER PROGRAM DATA> element.

This parameter is optional. If no token is specified, the current amount is returned.

MAXimum: Biggest supported value.

MINimum: Smallest supported value.

DEFault: Default value.

Response Syntax

<Amount>

Response(s)

Amount:

The response data syntax for the first parameter is defined as a <NR1 NUMERIC RESPONSE DATA> element.

Returns the amount of error to be injected.

Example(s)

SOUR:DATA:TEL:ETH:ERR:LRATe:AMO 50

SOUR:DATA:TEL:ETH:ERR:LRATe:AMO?

Returns: 50

See Also

SOURce:DATA:TELecom:ETHernet:ERRor:MAC:TYPE?

SOURce:DATA:TELecom:ETHernet:ERRor:MAC:AMOunt

SOURce:DATA:TELecom:ETHernet:ERRor:MAC:INJect

:SOURce:DATA:TELecom:ETHernet:ERRor:LRATe:AUTomated

Description

This command enables/disables the Rate/Max Rate Ethernet/PCS error injection (rates up to 25G or FlexE client).

This command is an event and is not associated with an *RST condition or a query form.

Navigation Path: Results > Alarms/Errors > Injection > Ethernet/PCS > Error > Rate/Max Rate > Inject

Navigation Path: Results > Alarms/Errors > Injection > FlexE - Client > Ethernet > Error > Rate/Max Rate > Inject

Syntax

:SOURce:DATA:TELecom:ETHernet:ERRor:LRATe:AUTomated <wsp><Set>

Parameter(s)

Set:

The program data syntax for the first parameter is defined as a <BOOLEAN PROGRAM DATA> element.

Starts/stops the automated Rate/Max Rate error Injection.

ON,Enables the Atomated error type.

OFF,Disables the Atomated error type.

Response Syntax

<Amount>

Example(s)

SOUR:DATA:TEL:ETH:ERR:LRATe:AUT ON

SOUR:DATA:TEL:ETH:ERR:LRATe:AUT?

Returns: 1

See Also

SOURce:DATA:TELecom:ETHernet:ERRor:MAC:AUTomated:CONTinuous

:SOURce:DATA:TELecom:ETHernet:ERRor:LRATe:AUTomated:CONTinuous

Description

This command sets the automated Ethernet/PCS error Mode (rates up to 25G or FlexE client): ON for Max Rate and OFF for Rate.

At *RST condition, this value is set to OFF.

Navigation Path: Results > Alarms/Errors > Injection > Ethernet/PCS > Error > Mode

Navigation Path: Results > Alarms/Errors > Injection > FlexE - Client > Ethernet > Error > Mode

Syntax

:SOURce:DATA:TELecom:ETHernet:ERRor:LRATe:AUTomated:CONTinuous <wsp><Set>

Parameter(s)

Set:

The program data syntax for the first parameter is defined as a <BOOLEAN PROGRAM DATA> element.

Sets the automated error Mode: ON for Max Rate and OFF for Rate.

ON,Enables the continuous rate.

OFF,Disables the continuous rate.

Response Syntax

<Amount>

Example(s)

SOUR:DATA:TEL:ETH:ERR:LRATe:AUT:CONT OFF

SOUR:DATA:TEL:ETH:ERR:LRATe:AUT:CONT?

Returns: 0

See Also

SOURce:DATA:TELecom:ETHernet:ERRor:MAC:AUTomated:RATE?

:SOURce:DATA:TELecom:ETHernet:ERRor:LRATe:AUTomated:CONTinuous?

Description

This query returns the automated Ethernet/PCS error Mode (rates up to 25G or FlexE client): ON for Max Rate and OFF for Rate.

At *RST condition, this value is set to OFF.

Navigation Path: Results > Alarms/Errors > Injection > Ethernet/PCS > Error > Mode

Navigation Path: Results > Alarms/Errors > Injection > FlexE - Client > Ethernet > Error > Mode

Syntax

:SOURce:DATA:TELecom:ETHernet:ERRor:LRATe:AUTomated:CONTinuous?

Response Syntax

<Set>

Response(s)

Set:

The response data syntax for the first parameter is defined as a <BOOLEAN RESPONSE DATA> element.

Returns the automated error Mode: ON for Max Rate and OFF for Rate.

1, Continuous rate is enabled.

0, Continuous rate is disabled.

Example(s)

SOUR:DATA:TEL:ETH:ERR:LRATe:AUT:CONT ON

SOUR:DATA:TEL:ETH:ERR:LRATe:AUT:CONT?

Returns: 1

See Also

SOURce:DATA:TELecom:ETHernet:ERRor:MAC:AUTomated

:SOURce:DATA:TELecom:ETHernet:ERRor:LRATe:AUTomated:RATE

Description

This command sets the automated Ethernet/PCS error Rate to be injected (rates up to 25G or FlexE client).

At *RST condition, this value is set to 1.0E-04.

Navigation Path: Results > Alarms/Errors > Injection > Ethernet/PCS > Error > Rate > Rate

Navigation Path: Results > Alarms/Errors > Injection > FlexE - Client > Ethernet > Error > Rate > Rate

Syntax

:SOURce:DATA:TELecom:ETHernet:ERRor:LRATe:AUTomated:RATE <wsp><Rate>

Parameter(s)

Rate:

The program data syntax for the first parameter is defined as a <DECIMAL NUMERIC PROGRAM DATA> element.

Sets the rate of error to be injected.

MAXimum: Biggest supported rate

MINimum: Smallest supported rate

DEFault: Default value

Response Syntax

<Set>

Example(s)

SOUR:DATA:TEL:ETH:ERR:LRATe:AUT:RATE MIN

See Also

SOURce:DATA:TELecom:ETHernet:ERRor:MAC:AMOunt

:SOURce:DATA:TELecom:ETHernet:ERRor:LRATe:AUTomated:RATE?

Description

This query returns the automated Eternet/PCS error Rate to be injected (rates up to 25G or FlexE client).

At *RST condition, this value is set to 1.0E-04.

Navigation Path: Results > Alarms/Errors > Injection > Ethernet/PCS > Error > Rate > Rate

Navigation Path: Results > Alarms/Errors > Injection > FlexE - Client > Ethernet > Error > Rate > Rate

Syntax

:SOURce:DATA:TELecom:ETHernet:ERRor:LRATe:AUTomated:RATE?[<wsp><Rate>]

Parameter(s)

Rate:

The program data syntax for the first parameter is defined as a <CHARACTER PROGRAM DATA> element.

This parameter is optional. If no token is specified, the current injection rate is returned.

MAXimum: Biggest supported value

MINimum: Smallest supported value

DEFault: Default value

Response Syntax

<Rate>

Response(s)

Rate:

The response data syntax for the first parameter is defined as a <NR3 NUMERIC RESPONSE DATA> element.

Returns the rate of error to be injected.

Example(s)

SOUR:DATA:TEL:ETH:ERR:LRATe:AUT:RATE?

See Also

SOURce:DATA:TELecom:ETHernet:ERRor:MAC:AMOunt?

:SOURce:DATA:TELecom:ETHernet:ERRor:LRATe:AUTomated:TYPE

Description

This command selects the automated Ethernet/PCS error Defect to be injected (rates up to 25G or FlexE client).

At *RST condition, this value is set to FCS.

Navigation Path: Results > Alarms/Errors > Injection > Ethernet/PCS > Error > Rate/Max Rate > Defect

Navigation Path: Results > Alarms/Errors > Injection > FlexE - Client > Ethernet > Error > Rate/Max Rate > Defect

Syntax

:SOURce:DATA:TELecom:ETHernet:ERRor:LRATe:AUTomated:TYPE <wsp><Error>

Parameter(s)

Error:

The program data syntax for the first parameter is defined as a <CHARACTER PROGRAM DATA> element.

Selects the error to be injected:

BLOCk: Block

SYMBol: Symbol

Response Syntax

<Rate>

Example(s)

SOUR:DATA:TEL:ETH:ERR:LRATe:AUT:TYPE SYMBOL

SOUR:DATA:TEL:ETH:ERR:LRATe:AUT:TYPE?

Returns: SYMBOL

See Also

SOURce:DATA:TELecom:ETHernet:ERRor:MAC:MANual:TYPE?

:SOURce:DATA:TELecom:ETHernet:ERRor:LRATe:AUTomated:TYPE?

Description

This query returns the automated Ethernet/PCS error Defect to be injected (rates up to 25G or FlexE client).

At *RST condition, this value is set to FCS.

Navigation Path: Results > Alarms/Errors > Injection > Ethernet/PCS > Error > Rate/Max Rate > Defect

Navigation Path: Results > Alarms/Errors > Injection > FlexE - Client > Ethernet > Error > Rate/Max Rate > Defect

Syntax

:SOURce:DATA:TELecom:ETHernet:ERRor:LRATe:AUTomated:TYPE?

Response Syntax

<Error>

Response(s)

Error:

The response data syntax for the first parameter is defined as a <CHARACTER RESPONSE DATA> element.

Returns the error to be injected:

BLOCk: Block

SYMBol: Symbol

Example(s)

SOUR:DATA:TEL:ETH:ERR:LRATe:AUT:TYPE SYMBOL

SOUR:DATA:TEL:ETH:ERR:LRATe:AUT:TYPE?

Returns: SYMBOL

See Also

SOURce:DATA:TELecom:ETHernet:ERRor:MAC:MANual:TYPE?

:SOURce:DATA:TELecom:ETHernet:ERRor:LRATe:AUTomated?

Description

This query returns the enable/disable status of the Rate/Max Rate Ethernet/PCS error injection (rates up to 25G or FlexE client).

This query is an event and is not associated with an *RST condition or a query form.

Navigation Path: Results > Alarms/Errors > Injection > Ethernet/PCS > Error > Rate/Max Rate > Inject

Navigation Path: Results > Alarms/Errors > Injection > FlexE - Client > Ethernet > Error > Rate/Max Rate > Inject

Syntax

:SOURce:DATA:TELecom:ETHernet:ERRor:LRATe:AUTomated?

Response Syntax

<Set>

Response(s)

Set:

The response data syntax for the first parameter is defined as a <BOOLEAN RESPONSE DATA> element.

Returns the enable/disable injection status.

1, Automated error type is Enabled.

0, Automated error type is Disabled.

Example(s)

SOUR:DATA:TEL:ETH:ERR:LRATe:AUT ON

SOUR:DATA:TEL:ETH:ERR:LRATe:AUT?

Returns: 1

See Also

SOURce:DATA:TELecom:ETHernet:ERRor:MAC:AUTomated:CONTinuous?

:SOURce:DATA:TELecom:ETHernet:ERRor:LRATe:INJect

Description	This command enables/disables the manual Ethernet/PCS error injection (rates up to 25G or FlexE client). This command is an event and is not associated with an *RST condition or a query form. Navigation Path: Results > Alarms/Errors > Injection > Ethernet/PCS > Error > Manual > Inject Navigation Path: Results > Alarms/Errors > Injection > FlexE - Client > Ethernet > Error > Manual > Inject
Syntax	:SOURce:DATA:TELecom:ETHernet:ERRor:LRATe:INJect
Response Syntax	<Set>
Example(s)	SOUR:DATA:TEL:ETH:ERR:LRATe:INJ
See Also	SOURce:DATA:TELecom:ETHernet:ERRor:MAC:TYPE? SOURce:DATA:TELecom:ETHernet:ERRor:MAC:AMOunt

:SOURce:DATA:TELecom:ETHernet:ERRor:LRATe:MANual:TYPE

Description

This command selects the manual Ethernet/PCS error Defect to be injected (rates up to 25G or FlexE client).

At *RST condition, this value is set to FCS.

Navigation Path: Results > Alarms/Errors > Injection > Ethernet/PCS > Error > Manual > Defect

Navigation Path: Results > Alarms/Errors > Injection > FlexE - Client > Ethernet > Error > Manual > Defect

Syntax

:SOURce:DATA:TELecom:ETHernet:ERRor:LRATe:MANual:TYPE <wsp><Error>

Parameter(s)

Error:

The program data syntax for the first parameter is defined as a <CHARACTER PROGRAM DATA> element.

Selects the error to be injected:

BLOCk: Block

SYMBol: Symbol

Response Syntax

<Set>

Example(s)

SOUR:DATA:TEL:ETH:ERR:LRATe:MAN:TYPE SYMBOL

SOUR:DATA:TEL:ETH:ERR:LRATe:MAN:TYPE?

Returns: SYMBOL

See Also

SOURce:DATA:TELecom:ETHernet:ERRor:MAC:AMOunt

SOURce:DATA:TELecom:ETHernet:ERRor:MAC:INJect

:SOURce:DATA:TELecom:ETHernet:ERRor:LRATe:MANual:TYPE?

Description

This query returns the manual Ethernet/PCS error Defect to be injected (rates up to 25G or FlexE client).

At *RST condition, this value is set to FCS.

Navigation Path: Results > Alarms/Errors > Injection > Ethernet/PCS > Error > Manual > Defect

Navigation Path: Results > Alarms/Errors > Injection > FlexE - Client > Ethernet > Error > Manual > Defect

Syntax

:SOURce:DATA:TELecom:ETHernet:ERRor:LRATe:MANual:TYPE?

Response Syntax

<Error>

Response(s)

Error:

The response data syntax for the first parameter is defined as a <CHARACTER RESPONSE DATA> element.

Returns the error to be injected:

BLOCk: Block

SYMBol: Symbol

Example(s)

SOUR:DATA:TEL:ETH:ERR:LRATe:MAN:TYPE SYMBOL

SOUR:DATA:TEL:ETH:ERR:LRATe:MAN:TYPE?

Returns: SYMBOL

See Also

SOURce:DATA:TELecom:ETHernet:ERRor:MAC:AMOunt

SOURce:DATA:TELecom:ETHernet:ERRor:MAC:INJect

:SOURce:DATA:TELecom:ETHernet:ERRor:MAC:AMOunt

Description

This command sets the manual Ethernet error Amount to be injected.

At *RST condition, this value is set to MINimum.

Navigation Path: Results > Alarms/Errors > Injection > Ethernet > Error > Amount

Navigation Path: Results > Alarms/Errors > Injection > FlexE - Client > Ethernet > Error > Amount

Syntax

:SOURce:DATA:TELecom:ETHernet:ERRor:MAC:AMOunt <wsp><Amount>

Parameter(s)

Amount:

The program data syntax for the first parameter is defined as a <DECIMAL NUMERIC PROGRAM DATA> element.

Sets the amount of error to be injected.

MAXimum: Biggest supported value.

MINimum: Smallest supported value.

DEFault: Default value.

Response Syntax

<Error>

Example(s)

SOUR:DATA:TEL:ETH:ERR:MAC:AMO 50

SOUR:DATA:TEL:ETH:ERR:MAC:AMO?

Returns: 50

See Also

SOURce:DATA:TELecom:ETHernet:ERRor:MAC:AMOunt?

SOURce:DATA:TELecom:ETHernet:ERRor:MAC:INJect

:SOURce:DATA:TELecom:ETHernet:ERRor:MAC:AMOunt?

Description

This query returns the manual Ethernet error Amount to be injected.

At *RST condition, this value is set to MINimum.

Navigation Path: Results > Alarms/Errors > Injection > Ethernet > Error > Amount

Navigation Path: Results > Alarms/Errors > Injection > FlexE - Client > Ethernet > Error > Amount

Syntax

:SOURce:DATA:TELecom:ETHernet:ERRor:MAC:AMOunt?[<wsp><Amount>]

Parameter(s)

Amount:

The program data syntax for the first parameter is defined as a <CHARACTER PROGRAM DATA> element.

This parameter is optional. If no token is specified, the current amount is returned.

MAXimum: Biggest supported value.

MINimum: Smallest supported value.

DEFault: Default value.

Response Syntax

<Amount>

Response(s)

Amount:

The response data syntax for the first parameter is defined as a <NR1 NUMERIC RESPONSE DATA> element.

Returns the amount of error to be injected.

Example(s)

SOUR:DATA:TEL:ETH:ERR:MAC:AMO 50

SOUR:DATA:TEL:ETH:ERR:MAC:AMO?

Returns: 50

See Also

SOURce:DATA:TELecom:ETHernet:ERRor:MAC:TYPE?

SOURce:DATA:TELecom:ETHernet:ERRor:MAC:AMOunt

SOURce:DATA:TELecom:ETHernet:ERRor:MAC:INJect

:SOURce:DATA:TELecom:ETHernet:ERRor:MAC:AUTomated

Description

This command enables/disables the Rate/Max Rate Ethernet error injection.

This command is an event and is not associated with an *RST condition or a query form.

Navigation Path: Results > Alarms/Errors > Injection > Ethernet > Error > Rate/Max Rate > Inject

Navigation Path: Results > Alarms/Errors > Injection > FlexE - Client > Ethernet > Error > Rate/Max Rate > Inject

Syntax

:SOURce:DATA:TELecom:ETHernet:ERRor:MAC:AUTomated <wsp><Set>

Parameter(s)

Set:

The program data syntax for the first parameter is defined as a <BOOLEAN PROGRAM DATA> element.

Starts/stops the automated Rate/Max Rate error Injection.

ON: Enabled

OFF: Disabled

Response Syntax

<Amount>

Example(s)

SOUR:DATA:TEL:ETH:ERR:MAC:AUT OFF

SOUR:DATA:TEL:ETH:ERR:MAC:AUT?

Returns: 0

See Also

SOURce:DATA:TELecom:ETHernet:ERRor:MAC:AUTomated:CONTinuous

:SOURce:DATA:TELecom:ETHernet:ERRor:MAC:AUTomated:CONTinuous

Description

This command sets the automated Ethernet error Mode: ON for Max Rate and OFF for Rate.

At *RST condition, this value is set to OFF.

Navigation Path: Results > Alarms/Errors > Injection > Ethernet > Error > Mode

Navigation Path: Results > Alarms/Errors > Injection > FlexE - Client > Ethernet > Error > Mode

Syntax

:SOURce:DATA:TELecom:ETHernet:ERRor:MAC:AUTomated:CONTinuous <wsp><Set>

Parameter(s)

Set:

The program data syntax for the first parameter is defined as a <BOOLEAN PROGRAM DATA> element.

Sets the automated error Mode: ON for Max Rate and OFF for Rate.

ON: Enabled

OFF: Disabled

Response Syntax

<Amount>

Example(s)

SOUR:DATA:TEL:ETH:ERR:MAC:AUT:CONT OFF

SOUR:DATA:TEL:ETH:ERR:MAC:AUT:CONT?

Returns: 0

See Also

SOURce:DATA:TELecom:ETHernet:ERRor:MAC:AUTomated:RATE?

:SOURce:DATA:TELecom:ETHernet:ERRor:MAC:AUTomated:CONTinuous?

Description

This query returns the automated Ethernet error Mode: ON for Max Rate and OFF for Rate.

At *RST condition, this value is set to OFF.

Navigation Path: Results > Alarms/Errors > Injection > Ethernet > Error > Rate/Max Rate > Inject

Navigation Path: Results > Alarms/Errors > Injection > FlexE - Client > Ethernet > Error > Rate/Max Rate > Inject

Syntax

:SOURce:DATA:TELecom:ETHernet:ERRor:MAC:AUTomated:CONTinuous?

Response Syntax

<Set>

Response(s)

Set:

The response data syntax for the first parameter is defined as a <BOOLEAN RESPONSE DATA> element.

Returns the automated error Mode: ON for Max Rate and OFF for Rate.

1, Returns the status of continuous rate as ON.

0, Returns the status of continuous rate as OFF.

Example(s)

SOUR:DATA:TEL:ETH:ERR:MAC:AUT:CONT ON

SOUR:DATA:TEL:ETH:ERR:MAC:AUT:CONT?

Returns: 1

See Also

SOURce:DATA:TELecom:ETHernet:ERRor:MAC:AUTomated

:SOURce:DATA:TELecom:ETHernet:ERRor:MAC:AUTomated:RATE

Description

This command sets the automated Ethernet error Rate to be injected.

At *RST condition, this value is set to 1.0E-04.

Navigation Path: Results > Alarms/Errors > Injection > Ethernet > Error > Rate > Rate

Navigation Path: Results > Alarms/Errors > Injection > FlexE - Client > Ethernet > Error > Rate > Rate

Syntax

:SOURce:DATA:TELecom:ETHernet:ERRor:MAC:AUTomated:RATE <wsp><Rate>

Parameter(s)

Rate:

The program data syntax for the first parameter is defined as a <DECIMAL NUMERIC PROGRAM DATA> element.

Sets the rate of error to be injected.

MAXimum: Biggest supported rate

MINimum: Smallest supported rate

DEFault: Default rate

Response Syntax

<Set>

Example(s)

SOUR:DATA:TEL:ETH:ERR:MAC:AUT:RATE MIN

See Also

SOURce:DATA:TELecom:ETHernet:ERRor:MAC:AMOunt

:SOURce:DATA:TELecom:ETHernet:ERRor:MAC:AUTomated:RATE?

Description

This query returns the automated Ethernet error Rate to be injected.

At *RST condition, this value is set to 1.0E-04.

Navigation Path: Results > Alarms/Errors > Injection > Ethernet > Error > Rate > Rate

Navigation Path: Results > Alarms/Errors > Injection > FlexE - Client > Ethernet > Error > Rate > Rate

Syntax

:SOURce:DATA:TELecom:ETHernet:ERRor:MAC:AUTomated:RATE?[<wsp><Rate>]

Parameter(s)

Rate:

The program data syntax for the first parameter is defined as a <CHARACTER PROGRAM DATA> element.

This parameter is optional. If no token is specified, the current injection rate is returned.

MAXimum: Biggest supported rate

MINimum: Smallest supported rate

DEFault: Default rate

Response Syntax

<Rate>

Response(s)

Rate:

The response data syntax for the first parameter is defined as a <NR3 NUMERIC RESPONSE DATA> element.

Returns the rate of error to be injected.

Example(s)

SOUR:DATA:TEL:ETH:ERR:MAC:AUT:RATE?

See Also

SOURce:DATA:TELecom:ETHernet:ERRor:MAC:AMOunt?

:SOURce:DATA:TELecom:ETHernet:ERRor:MAC:AUTomated:TYPE

Description

This command selects the automated Ethernet error Defect to be injected.

At *RST condition, this value is set to FCS.

Navigation Path: Results > Alarms/Errors > Injection > Ethernet > Error > Rate/Max Rate > Defect

Navigation Path: Results > Alarms/Errors > Injection > FlexE - Client > Ethernet > Error > Rate/Max Rate > Defect

Syntax

:SOURce:DATA:TELecom:ETHernet:ERRor:MAC:AUTomated:TYPE <wsp><Defect>

Parameter(s)

Defect:

The program data syntax for the first parameter is defined as a <CHARACTER PROGRAM DATA> element.

Selects the error to be injected:

FCS

Response Syntax

<Rate>

Example(s)

SOUR:DATA:TEL:ETH:ERR:MAC:AUT:TYPE FCS

SOUR:DATA:TEL:ETH:ERR:MAC:AUT:TYPE?

Returns: FCS

See Also

SOURce:DATA:TELecom:ETHernet:ERRor:MAC:AUTomated:TYPE?

:SOURce:DATA:TELecom:ETHernet:ERRor:MAC:AUTomated:TYPE?

Description	This query returns the automated Ethernet error Defect to be injected. At *RST condition, this value is set to FCS. Navigation Path: Results > Alarms/Errors > Injection > Ethernet > Error > Rate/Max Rate > Defect Navigation Path: Results > Alarms/Errors > Injection > FlexE - Client > Ethernet > Error > Rate/Max Rate > Defect
Syntax	:SOURce:DATA:TELecom:ETHernet:ERRor:MAC:AUTomated:TYPE?
Response Syntax	<Error>
Response(s)	**Error**: The response data syntax for the first parameter is defined as a <CHARACTER RESPONSE DATA> element. Returns the error to be injected: FCS
Example(s)	SOUR:DATA:TEL:ETH:ERR:MAC:AUT:TYPE?
See Also	SOURce:DATA:TELecom:ETHernet:ERRor:MAC:MANual:TYPE?

:SOURce:DATA:TELecom:ETHernet:ERRor:MAC:AUTomated?

Description

This query returns the enable/disable status of the Rate/Max Rate Ethernet error injection.

This query is an event and is not associated with an *RST condition or a query form.

Navigation Path: Results > Alarms/Errors > Injection > Ethernet > Error > Rate/Max Rate > Inject

Navigation Path: Results > Alarms/Errors > Injection > FlexE - Client > Ethernet > Error > Rate/Max Rate > Inject

Syntax

:SOURce:DATA:TELecom:ETHernet:ERRor:MAC:AUTomated?

Response Syntax

<Set>

Response(s)

Set:

The response data syntax for the first parameter is defined as a <BOOLEAN RESPONSE DATA> element.

Returns the enable/disable injection status.

1: Enabled

0: Disabled

Example(s)

SOUR:DATA:TEL:ETH:ERR:MAC:AUT ON

SOUR:DATA:TEL:ETH:ERR:MAC:AUT?

Returns: 1

See Also

SOURce:DATA:TELecom:ETHernet:ERRor:MAC:AUTomated:CONTinuous?

:SOURce:DATA:TELecom:ETHernet:ERRor:MAC:INJect

Description	This command enables/disables the manual Ethernet error injection. This command is an event and is not associated with an *RST condition or a query form. Navigation Path: Results > Alarms/Errors > Injection > Ethernet > Error > Inject Navigation Path: Results > Alarms/Errors > Injection > FlexE - Client > Ethernet > Error > Inject
Syntax	:SOURce:DATA:TELecom:ETHernet:ERRor:MAC:INJect
Response Syntax	<Set>
Example(s)	SOUR:DATA:TEL:ETH:ERR:MAC:INJ
See Also	SOURce:DATA:TELecom:ETHernet:ERRor:MAC:TYPE? SOURce:DATA:TELecom:ETHernet:ERRor:MAC:AMOunt

:SOURce:DATA:TELecom:ETHernet:ERRor:MAC:MANual:TYPE

Description

This command selects the manual Ethernet error Defect to be injected.

At *RST condition, this value is set to FCS.

Navigation Path: Results > Alarms/Errors > Injection > Ethernet > Error > Defect

Navigation Path: Results > Alarms/Errors > Injection > FlexE - Client > Ethernet > Error > Defect

Syntax

:SOURce:DATA:TELecom:ETHernet:ERRor:MAC:MANual:TYPE <wsp><Error>

Parameter(s)

Error:

The program data syntax for the first parameter is defined as a <CHARACTER PROGRAM DATA> element.

Selects the error to be injected:

FCS

Response Syntax

<Set>

Example(s)

SOUR:DATA:TEL:ETH:ERR:MAC:MAN:TYPE?

Returns: FCS

See Also

SOURce:DATA:TELecom:ETHernet:ERRor:MAC:AMOunt

SOURce:DATA:TELecom:ETHernet:ERRor:MAC:INJect

:SOURce:DATA:TELecom:ETHernet:ERRor:MAC:MANual:TYPE?

Description

This query returns the manual Ethernet error Defect to be injected.

At *RST condition, this value is set to FCS.

Navigation Path: Results > Alarms/Errors > Injection > Ethernet > Error > Defect

Navigation Path: Results > Alarms/Errors > Injection > FlexE - Client > Ethernet > Error > Defect

Syntax

:SOURce:DATA:TELecom:ETHernet:ERRor:MAC:MANual:TYPE?

Response Syntax

<Error>

Response(s)

Error:

The response data syntax for the first parameter is defined as a <CHARACTER RESPONSE DATA> element.

Returns the error to be injected:

FCS

Example(s)

SOUR:DATA:TEL:ETH:ERR:MAC:MAN:TYPE?

Returns: FCS

See Also

SOURce:DATA:TELecom:ETHernet:ERRor:MAC:AMOunt

SOURce:DATA:TELecom:ETHernet:ERRor:MAC:INJect

:SOURce:DATA:TELecom:ETHernet:ERRor:MAC:OVERsize

Description

This command allows monitoring of the Oversize frame errors.

At *RST condition, this value is set to OFF.

Navigation Path: Results > Alarms/Errors > Ethernet > Oversized Monitoring

Syntax

:SOURce:DATA:TELecom:ETHernet:ERRor:MAC:OVERsize <wsp><Set>

Parameter(s)

Set:

The program data syntax for the first parameter is defined as a <BOOLEAN PROGRAM DATA> element.

Allows monitoring of the Oversize frame errors.

ON, sets the oversize frame error to ON.

OFF, sets the oversize frame error to OFF.

Response Syntax

<Error>

Example(s)

SOUR:DATA:TEL:ETH:ERR:MAC:OVER ON

SOUR:DATA:TEL:ETH:ERR:MAC:OVER?

Returns: 1

See Also

FETCh:DATA:TELecom:ETHernet:ERRor:MAC:CURRent?

:SOURce:DATA:TELecom:ETHernet:ERRor:MAC:OVERsize?

Description

This query returns the status of the monitoring of the Oversize frame errors.

At *RST condition, this value is set to OFF.

Navigation Path: Results > Alarms/Errors > Ethernet > Oversized Monitoring

Syntax

:SOURce:DATA:TELecom:ETHernet:ERRor:MAC:OVERsize?

Response Syntax

<Set>

Response(s)

Set:

The response data syntax for the first parameter is defined as a <BOOLEAN RESPONSE DATA> element.

Returns the status of the monitoring of Oversize frame errors.

1, oversize frame error is ON.

0, oversize frame error is OFF.

Example(s)

SOUR:DATA:TEL:ETH:ERR:MAC:OVER ON

SOUR:DATA:TEL:ETH:ERR:MAC:OVER?

Returns: 1

See Also

FETCh:DATA:TELecom:ETHernet:ERRor:MAC:CURRent?

:SOURce:DATA:TELecom:ETHernet:ERRor:PHYSical:ALANes

Description

This command enables/disables the selection of all lanes for PCS error injection purposes.

At *RST condition, this value is set to OFF.

Navigation Path: Results > Alarms/Errors > Injection > PCS > All Lanes

Navigation Path: Results > Alarms/Errors > Injection > RS-FEC > All Lanes

Syntax

:SOURce:DATA:TELecom:ETHernet:ERRor:PHYSical:ALANes <wsp><Set>

Parameter(s)

Set:

The program data syntax for the first parameter is defined as a <BOOLEAN PROGRAM DATA> element.

Enables/disables the selection of all lanes.

ON: Selects all lanes

OFF: Unselects all lanes

Response Syntax

<Set>

Example(s)

SOUR:DATA:TEL:ETH:ERR:PHYS:ALAN ON

SOUR:DATA:TEL:ETH:ERR:PHYS:ALAN?

Returns: 1

See Also

SOURce:DATA:TELecom:ETHernet:ERRor:PHYSical:LANE?

:SOURce:DATA:TELecom:ETHernet:ERRor:PHYSical:ALANes?

Description

This query returns the enable/disable selection status of all lanes for PCS error injection purposes.

At *RST condition, this value is set to OFF.

Navigation Path: Results > Alarms/Errors > Injection > PCS > All Lanes

Navigation Path: Results > Alarms/Errors > Injection > RS-FEC > All Lanes

Syntax

:SOURce:DATA:TELecom:ETHernet:ERRor:PHYSical:ALANes?

Response Syntax

<Lane>

Response(s)

Lane:

The response data syntax for the first parameter is defined as a <BOOLEAN RESPONSE DATA> element.

Returns the enable/disable selection status of all lanes.

1: All lanes are enabled.

0: None or not all lanes are enabled.

Example(s)

SOUR:DATA:TEL:ETH:ERR:PHYS:ALAN ON

SOUR:DATA:TEL:ETH:ERR:PHYS:ALAN?

Returns: 1

See Also

SOURce:DATA:TELecom:ETHernet:ERRor:PHYSical:LANE

:SOURce:DATA:TELecom:ETHernet:ERRor:PHYSical:AMOunt

Description

This command sets the amount of physical error to be injected.

At *RST condition, this value is set to 1.

Navigation Path: Results > Alarms/Errors > Global Injection > Layer (PCS/FEC/RS-FEC) > Amount

Syntax

:SOURce:DATA:TELecom:ETHernet:ERRor:PHYSical:AMOunt <wsp><Amount>

Parameter(s)

Amount:

The program data syntax for the first parameter is defined as a <DECIMAL NUMERIC PROGRAM DATA> element.

Sets the amount of error to be injected.

DEFault: Default amount of physical error

MAXimum: Grestest supported amount

MINimum: Smalles supported amount

Response Syntax

<Lane>

Example(s)

SOUR:DATA:TEL:ETH:ERR:PHYS:AMO 50

SOUR:DATA:TEL:ETH:ERR:PHYS:AMO?

Returns: 50

See Also

SOURce:DATA:TELecom:ETHernet:ERRor:PHYSical:MANual:TYPE?

SOURce:DATA:TELecom:ETHernet:ERRor:PHYSical:AMOunt?

SOURce:DATA:TELecom:ETHernet:ERRor:PHYSical:INJect

:SOURce:DATA:TELecom:ETHernet:ERRor:PHYSical:AMOunt?

Description

This query returns the manual Ethernet / PCS/ RS-FEC Lanes error Amount to be injected.

At *RST condition, this value is set to 1.

Navigation Path: Results > Alarms/Errors > Injection > PCS > Error > Manual > Amount

Navigation Path: Results > Alarms/Errors > Injection > RS-FEC > Error > Manual > Amount

Syntax

:SOURce:DATA:TELecom:ETHernet:ERRor:PHYSical:AMOunt?[<wsp><Amount>]

Parameter(s)

Amount:

The program data syntax for the first parameter is defined as a <CHARACTER PROGRAM DATA> element.

This parameter is optional. If no token is specified, the current amount is returned.

MAXimum: Biggest supported value.

MINimum: Smallest supported value.

DEFault: Default value.

Response Syntax

<Amount>

Response(s)

Amount:

The response data syntax for the first parameter is defined as a <NR1 NUMERIC RESPONSE DATA> element.

Returns the amount of error to be injected.

Example(s)

SOUR:DATA:TEL:ETH:ERR:PHYS:AMO 50

SOUR:DATA:TEL:ETH:ERR:PHYS:AMO?

Returns: 50

See Also

SOURce:DATA:TELecom:ETHernet:ERRor:PHYSical:MANual:TYPE

SOURce:DATA:TELecom:ETHernet:ERRor:PHYSical:AMOunt

SOURce:DATA:TELecom:ETHernet:ERRor:PHYSical:INJect

:SOURce:DATA:TELecom:ETHernet:ERRor:PHYSical:AUTomated

Description

This command enables/disables the Rate/Max Rate Ethernet / PCS / RS-FEC Lanes error injection.

At *RST condition, this value is set to OFF.

Navigation Path: Results > Alarms/Errors > Injection > PCS > Error > Rate/Max Rate > Inject

Navigation Path: Results > Alarms/Errors > Injection > RS-FEC > Error > Rate/Max Rate > Inject

Syntax

:SOURce:DATA:TELecom:ETHernet:ERRor:PHYSical:AUTomated <wsp><Inject>

Parameter(s)

Inject:

The program data syntax for the first parameter is defined as a <CHARACTER PROGRAM DATA> element.

Starts/stops the automated Rate/Max Rate error Injection.

ON: Enables error injection.

OFF: Disables error injection.

Response Syntax

<Amount>

Example(s)

SOUR:DATA:TEL:ETH:ERR:PHYS:AUT OFF

SOUR:DATA:TEL:ETH:ERR:PHYS:AUT?

Returns: 0

See Also

SOURce:DATA:TELecom:ETHernet:ERRor:PHYSical:AUTomated:CONTinuous

:SOURce:DATA:TELecom:ETHernet:ERRor:PHYSical:AUTomated:CONTinuous

Description

This command sets the automated Ethernet / PCS / RS-FEC Lanes error Mode: ON for Max Rate and OFF for Rate.

At *RST condition, this value is set to OFF.

Navigation Path: Results > Alarms/Errors > Injection > PCS > Error > Mode

Navigation Path: Results > Alarms/Errors > Injection > RS-FEC > Error > Mode

Syntax

:SOURce:DATA:TELecom:ETHernet:ERRor:PHYSical:AUTomated:CONTinuous <wsp><Mode>

Parameter(s)

Mode:

The program data syntax for the first parameter is defined as a <CHARACTER PROGRAM DATA> element.

Sets the automated error Mode:

ON: Max Rate

OFF: Rate

Response Syntax

<Amount>

Example(s)

SOUR:DATA:TEL:ETH:ERR:PHYS:AUT:CONT OFF

SOUR:DATA:TEL:ETH:ERR:PHYS:AUT:CONT?

Returns: 0

See Also

SOURce:DATA:TELecom:ETHernet:ERRor:PHYSical:AUTomated

:SOURce:DATA:TELecom:ETHernet:ERRor:PHYSical:AUTomated:CONTinuous?

Description	This query returns the automated Ethernet / PCS / RS-FEC Lanes error Mode: ON for Max Rate and OFF for Rate. At *RST condition, this value is set to OFF. Navigation Path: Results > Alarms/Errors > Injection > PCS > Error > Mode Navigation Path: Results > Alarms/Errors > Injection > RS-FEC > Error > Mode
Syntax	:SOURce:DATA:TELecom:ETHernet:ERRor:PHYSical:AUTomated:CONTinuous?
Response Syntax	<Mode>
Response(s)	**Mode**: The response data syntax for the first parameter is defined as a <BOOLEAN RESPONSE DATA> element. Returns the automated error Mode: 1: Max Rate 0: Rate
Example(s)	SOUR:DATA:TEL:ETH:ERR:PHYS:AUT:CONT ON SOUR:DATA:TEL:ETH:ERR:PHYS:AUT:CONT? Returns: 1
See Also	SOURce:DATA:TELecom:ETHernet:ERRor:PHYSical:AUTomated?

:SOURce:DATA:TELecom:ETHernet:ERRor:PHYSical:AUTomated:RATE

Description

This command sets the automated Ethernet / PCS / RS-FEC Lanes error Rate to be injected.

At *RST condition, this value is set to 1.0E-04.

Navigation Path: Results > Alarms/Errors > Injection > PCS > Error > Rate > Rate

Navigation Path: Results > Alarms/Errors > Injection > RS-FEC > Error > Rate > Rate

Syntax

:SOURce:DATA:TELecom:ETHernet:ERRor:PHYSical:AUTomated:RATE <wsp><Rate>

Parameter(s)

Rate:

The program data syntax for the first parameter is defined as a <DECIMAL NUMERIC PROGRAM DATA> element.

Sets the rate of error to be injected.

MAXimum: Biggest supported rate

MINimum: Smallest supported rate

DEFault: Default rate

Response Syntax

<Mode>

Example(s)

SOUR:DATA:TEL:ETH:ERR:PHYS:AUT:RATE MIN

See Also

SOURce:DATA:TELecom:ETHernet:ERRor:PHYSical:AMOunt

:SOURce:DATA:TELecom:ETHernet:ERRor:PHYSical:AUTomated:RATE?

Description

This query returns the automated Ethernet / PCS / RS-FEC Lanes error Rate to be injected.

At *RST condition, this value is set to 1.0E-02.

Navigation Path: Results > Alarms/Errors > Injection > PCS > Error > Rate > Rate

Navigation Path: Results > Alarms/Errors > Injection > RS-FEC > Error > Rate > Rate

Syntax

:SOURce:DATA:TELecom:ETHernet:ERRor:PHYSical:AUTomated:RATE?[<wsp><Rate>]

Parameter(s)

Rate:

The program data syntax for the first parameter is defined as a <CHARACTER PROGRAM DATA> element.

This parameter is optional. If no token is specified, the current injection rate is returned.

MAXimum: Biggest rate

MINimum: Smallest rate

DEFault: Default rate

Response Syntax

<Error>

Response(s)

Error:

The response data syntax for the first parameter is defined as a <NR3 NUMERIC RESPONSE DATA> element.

Returns the rate of error to be injected.

Example(s)

SOUR:DATA:TEL:ETH:ERR:PHYS:AUT:RATE?

See Also

SOURce:DATA:TELecom:ETHernet:ERRor:PHYSical:AMOunt?

:SOURce:DATA:TELecom:ETHernet:ERRor:PHYSical:AUTomated:TYPE

Description

This command selects the automated Ethernet / PCS / RS-FEC Lanes error Defect to be injected.

At *RST condition, this value is set to Invalid Marker.

Navigation Path: Results > Alarms/Errors > Injection > PCS > Error > Rate/Max Rate > Defect

Navigation Path: Results > Alarms/Errors > Injection > RS-FEC > Error > Rate/Max Rate > Defect

Syntax

:SOURce:DATA:TELecom:ETHernet:ERRor:PHYSical:AUTomated:TYPE <wsp><Error>

Parameter(s)

Error:

The program data syntax for the first parameter is defined as a <CHARACTER PROGRAM DATA> element.

SSelects the error to be injected:

BIP8: PCS BIP-8

BLOCk: Block or 66B Block for 40G/100G/400G

FCCW: FEC-COR-CW

FSERR: FEC-SYMB

FUCW: FEC-UNCOR-CW

INVALIDMARKER: Inv. Marker

ICWM: Invalid Codeword Marker

Response Syntax

<Error>

Example(s)

SOUR:DATA:TEL:ETH:ERR:PHYS:AUT:TYPE BLOCK

See Also

SOURce:DATA:TELecom:ETHernet:ERRor:PHYSical:MANual:TYPE

:SOURce:DATA:TELecom:ETHernet:ERRor:PHYSical:AUTomated:TYPE?

Description	This query returns the automated Ethernet / PCS / RS-FEC Lanes error Defect to be injected. At *RST condition, this value is set to Invalid Marker. Navigation Path: Results > Alarms/Errors > Injection > PCS > Error > Rate/Max Rate > Defect Navigation Path: Results > Alarms/Errors > Injection > RS-FEC > Error > Rate/Max Rate > Defect
Syntax	:SOURce:DATA:TELecom:ETHernet:ERRor:PHYSical:AUTomated:TYPE?
Response Syntax	<Error>
Response(s)	**Error**: The response data syntax for the first parameter is defined as a <CHARACTER RESPONSE DATA> element. Returns the error to be injected: BIP8: PCS BIP-8 BLOCk: Block or 66B Block for 40G/100G/400G FCCW: FEC-COR-CW FSERR: FEC-SYMB FUCW: FEC-UNCOR-CW INVALIDMARKER: Inv. Marker ICWM: Invalid Codeword Marker
Example(s)	SOUR:DATA:TEL:ETH:ERR:PHYS:AUT:TYPE?
See Also	SOURce:DATA:TELecom:ETHernet:ERRor:PHYSical:MANual:TYPE?

:SOURce:DATA:TELecom:ETHernet:ERRor:PHYSical:AUTomated?

Description

This query returns the enable/disable status of the Rate/Max Rate Ethernet / PCS / RS-FEC Lanes error injection.

At *RST condition, this value is set to OFF.

Navigation Path: Results > Alarms/Errors > Injection > PCS > Error > Rate/Max Rate > Inject

Navigation Path: Results > Alarms/Errors > Injection > RS-FEC > Error > Rate/Max Rate > Inject

Syntax

:SOURce:DATA:TELecom:ETHernet:ERRor:PHYSical:AUTomated?

Response Syntax

<Inject>

Response(s)

Inject:

The response data syntax for the first parameter is defined as a <BOOLEAN RESPONSE DATA> element.

Returns the enable/disable injection status:

1: Enabled

0: Disabled

Example(s)

SOUR:DATA:TEL:ETH:ERR:PHYS:AUT ON

SOUR:DATA:TEL:ETH:ERR:PHYS:AUT?

Returns: 1

See Also

SOURce:DATA:TELecom:ETHernet:ERRor:PHYSical:AUTomated:CONTinuous?

:SOURce:DATA:TELecom:ETHernet:ERRor:PHYSical:INJect

Description	This command enables/disables the manual Ethernet / PCS / RS-FEC Lanes error injection. This command is an event and has no associated *RST condition or query form. Navigation Path: Results > Alarms/Errors > Injection > PCS > Error > Manual > Inject Navigation Path: Results > Alarms/Errors > Injection > RS-FEC > Error > Manual > Inject
Syntax	:SOURce:DATA:TELecom:ETHernet:ERRor:PHYSical:INJect
Response Syntax	<Inject>
Example(s)	SOUR:DATA:TEL:ETH:ERR:PHYS:INJ
See Also	SOURce:DATA:TELecom:ETHernet:ERRor:PHYSical:TYPE? SOURce:DATA:TELecom:ETHernet:ERRor:PHYSical:AMOunt?

:SOURce:DATA:TELecom:ETHernet:ERRor:PHYSical:LANE

Description

This command enables/disables the selection of a lane for PCS / RS-FEC error injection purposes.

At *RST condition, this value is set to OFF.

Navigation Path: Results > Alarms/Errors > Injection > PCS > Lane

Navigation Path: Results > Alarms/Errors > Injection > RS-FEC > Lane

Syntax

:SOURce:DATA:TELecom:ETHernet:ERRor:PHYSical:LANE <wsp><Lane>, <Set>

Parameter(s)

Lane:

The program data syntax for the first parameter is defined as a <DECIMAL NUMERIC PROGRAM DATA> element.

Sets the lane number for which injection is to be done for PCS errors.

Set:

The program data syntax for the second parameter is defined as a <CHARACTER PROGRAM DATA> element.

Sets the per lane status for PCS errors.

ON, Enables the particular lane.

OFF, Disables the particular lane.

Response Syntax

<Inject>

Example(s)

SOUR:DATA:TEL:ETH:ERR:PHYS:LANE 1, ON

SOUR:DATA:TEL:ETH:ERR:PHYS:LANE? 1

Returns: 1

See Also

SOURce:DATA:TELecom:ETHernet:ERRor:PHYSical:ALANes?

:SOURce:DATA:TELecom:ETHernet:ERRor:PHYSical:LANE?

Description

This query returns the enable/disable selection status of a lane for PCS / RS-FEC error injection purposes.

At *RST condition, this value is set to OFF.

Navigation Path: Results > Alarms/Errors > Injection > PCS > Lane

Navigation Path: Results > Alarms/Errors > Injection > RS-FEC > Lane

Syntax

:SOURce:DATA:TELecom:ETHernet:ERRor:PHYSical:LANE? <wsp><Lane>

Parameter(s)

Lane:

The program data syntax for the first parameter is defined as a <DECIMAL NUMERIC PROGRAM DATA> element.

Sets the lane number for which injection is to be done for PCS errors.

Response Syntax

<Set>

Response(s)

Set:

The response data syntax for the first parameter is defined as a <BOOLEAN RESPONSE DATA> element.

Returns the status of particular lane for PCS errors.

1, Status of a particular lane is enabled.

0, Status of a particular lane is disabled.

Example(s)

SOUR:DATA:TEL:ETH:ERR:PHYS:LANE 1, ON

SOUR:DATA:TEL:ETH:ERR:PHYS:LANE? 1

Returns: 1

See Also

SOURce:DATA:TELecom:ETHernet:ERRor:PHYSical:ALANes

:SOURce:DATA:TELecom:ETHernet:ERRor:PHYSical:MANual:TYPE

Description

This command selects the manual Ethernet / PCS / RS-FEC Lanes error Defect to be injected.

At *RST condition, this value is set to INVALIDMARKER.

Navigation Path: Results > Alarms/Errors > Injection > PCS > Error > Manual > Defect

Navigation Path: Results > Alarms/Errors > Injection > RS-FEC > Error > Manual > Defect

Syntax

:SOURce:DATA:TELecom:ETHernet:ERRor:PHYSical:MANual:TYPE <wsp><Error>

Parameter(s)

Error:

The program data syntax for the first parameter is defined as a <CHARACTER PROGRAM DATA> element.

Selects the error to be injected:

BIP8: PCS BIP-8

BLOCk: Block or 66B Block for 40G/100G/400G

FCCW: FEC-COR-CW

FSERR: FEC-SYMB

FUCW: FEC-UNCOR-CW

INVALIDMARKER: Inv. Marker

ICWM: Invalid Codeword Marker

Response Syntax

<Set>

Example(s)

SOUR:DATA:TEL:ETH:ERR:PHYS:MAN:TYPE BLOC

SOUR:DATA:TEL:ETH:ERR:PHYS:MAN:TYPE?

Returns: BLOCk

See Also

SOURce:DATA:TELecom:ETHernet:ERRor:PHYSical:MANual:TYPE

SOURce:DATA:TELecom:ETHernet:ERRor:PHYSical:AMOunt

SOURce:DATA:TELecom:ETHernet:ERRor:PHYSical:INJect

:SOURce:DATA:TELecom:ETHernet:ERRor:PHYSical:MANual:TYPE?

Description

This query returns the manual Ethernet / PCS / RS-FEC Lanes error Defect to be injected.

At *RST condition, this value is set to BLOCk.

Navigation Path: Results > Alarms/Errors > Injection > PCS > Error > Manual > Defect

Navigation Path: Results > Alarms/Errors > Injection > RS-FEC > Error > Manual > Defect

Syntax

:SOURce:DATA:TELecom:ETHernet:ERRor:PHYSical:MANual:TYPE?

Response Syntax

<Error>

Response(s)

Error:

The response data syntax for the first parameter is defined as a <CHARACTER RESPONSE DATA> element.

Returns the error to be injected:

BIP8: PCS BIP-8

BLOCk: Block or 66B Block for 40G/100G/400G

FCCW: FEC-COR-CW

FSERR: FEC-SYMB

FUCW: FEC-UNCOR-CW

INVALIDMARKER: Inv. Marker

ICWM: Invalid Codeword Marker

Example(s)

SOUR:DATA:TEL:ETH:ERR:PHYS:MAN:TYPE BLOC

SOUR:DATA:TEL:ETH:ERR:PHYS:MAN:TYPE?

Returns: BLOCk

See Also

SOURce:DATA:TELecom:ETHernet:ERRor:PHYSical:MANual:TYPE

SOURce:DATA:TELecom:ETHernet:ERRor:PHYSical:AMOunt

SOURce:DATA:TELecom:ETHernet:ERRor:PHYSical:INJect

:SOURce:DATA:TELecom:ETHernet:ERRor:RSFec:ALANes

Description

This command enables/disables the selection of all lanes for RS-FEC error injection purposes.

At *RST condition, this value is set to OFF.

Navigation Path: Results > Alarms/Errors > Injection > RS-FEC > Lane - All

Syntax

:SOURce:DATA:TELecom:ETHernet:ERRor:RSFec:ALANes <wsp><Set>

Parameter(s)

Set:

The program data syntax for the first parameter is defined as a <BOOLEAN PROGRAM DATA> element.

Enables/disables the selection of all lanes.

ON: Selects all lanes

OFF: Unselects all lanes

Response Syntax

<Error>

Example(s)

SOUR:DATA:TEL:ETH:ERR:RSF:ALAN ON

SOUR:DATA:TEL:ETH:ERR:RSF:ALAN?

Returns: 1

See Also

SOURce:DATA:TELecom:ETHernet:ERRor:RSFec:LANE?

:SOURce:DATA:TELecom:ETHernet:ERRor:RSFec:ALANes?

Description

This query returns the enable/disable selection status of all lanes for RS-FEC error injection purposes.

At *RST condition, this value is set to OFF.

Navigation Path: Results > Alarms/Errors > Injection > RS-FEC > Lane - All

Syntax

:SOURce:DATA:TELecom:ETHernet:ERRor:RSFec:ALANes?

Response Syntax

<Set>

Response(s)

Set:

The response data syntax for the first parameter is defined as a <BOOLEAN RESPONSE DATA> element.

Returns the enable/disable selection status of all lanes.

1: All lanes are enabled.

0: None or not all lanes are enabled.

Example(s)

SOUR:DATA:TEL:ETH:ERR:RSF:ALAN ON

SOUR:DATA:TEL:ETH:ERR:RSF:ALAN?

Returns: 1

See Also

SOURce:DATA:TELecom:ETHernet:ERRor:RSFec:LANE

:SOURce:DATA:TELecom:ETHernet:ERRor:RSFec:AUTomated

Description

This command enables/disables the Rate/Max Rate RS-FEC error injection for selected lane(s).

At *RST condition, this value is set to OFF.

Navigation Path: Results > Alarms/Errors > Injection > RS-FEC > Error > Rate/Max Rate > Inject

Syntax

:SOURce:DATA:TELecom:ETHernet:ERRor:RSFec:AUTomated <wsp><Inject>

Parameter(s)

Inject:

The program data syntax for the first parameter is defined as a <CHARACTER PROGRAM DATA> element.

Starts/stops the automated Rate/Max Rate error Injection.

ON: Enables error injection.

OFF: Disables error injection.

Response Syntax

<Set>

Example(s)

SOUR:DATA:TEL:ETH:ERR:RSF:AUT OFF

SOUR:DATA:TEL:ETH:ERR:RSF:AUT?

Returns: 0

See Also

SOURce:DATA:TELecom:ETHernet:ERRor:RSFec:AUTomated:CONTinuous

:SOURce:DATA:TELecom:ETHernet:ERRor:RSFec:AUTomated:CONTinuous

Description

This command sets the automated RS-FEC error mode for selected lane(s): ON for Max Rate and OFF for Rate.

At *RST condition, this value is set to OFF.

Navigation Path: Results > Alarms/Errors > Injection > RS-FEC > Error > Mode

Syntax

:SOURce:DATA:TELecom:ETHernet:ERRor:RSFec:AUTomated:CONTinuous <wsp><Mode>

Parameter(s)

Mode:

The program data syntax for the first parameter is defined as a <CHARACTER PROGRAM DATA> element.

Sets the automated error Mode:

ON: Max Rate

OFF: Rate

Response Syntax

<Set>

Example(s)

SOUR:DATA:TEL:ETH:ERR:RSF:AUT:CONT OFF

SOUR:DATA:TEL:ETH:ERR:RSF:AUT:CONT?

Returns: 0

See Also

SOURce:DATA:TELecom:ETHernet:ERRor:RSFec:AUTomated

:SOURce:DATA:TELecom:ETHernet:ERRor:RSFec:AUTomated:CONTinuous?

Description

This query returns the automated RS-FEC error mode for selected lane(s): ON for Max Rate and OFF for Rate.

At *RST condition, this value is set to OFF.

Navigation Path: Results > Alarms/Errors > Injection > RS-FEC > Error > Mode

Syntax

:SOURce:DATA:TELecom:ETHernet:ERRor:RSFec:AUTomated:CONTinuous?

Response Syntax

<Mode>

Response(s)

Mode:

The response data syntax for the first parameter is defined as a <BOOLEAN RESPONSE DATA> element.

Returns the automated error Mode:

1: Max Rate

0: Rate

Example(s)

SOUR:DATA:TEL:ETH:ERR:RSF:AUT:CONT ON

SOUR:DATA:TEL:ETH:ERR:RSF:AUT:CONT?

Returns: 1

See Also

SOURce:DATA:TELecom:ETHernet:ERRor:RSFec:AUTomated?

:SOURce:DATA:TELecom:ETHernet:ERRor:RSFec:AUTomated:RATE

Description	This command sets the automated RS-FEC error injection rate for selected lane(s). At *RST condition, this value is device dependent. Navigation Path: Results > Alarms/Errors > Injection > RS-FEC > Error > Rate > Rate
Syntax	:SOURce:DATA:TELecom:ETHernet:ERRor:RSFec:AUTomated:RATE <wsp><Rate>
Parameter(s)	**Rate**: The program data syntax for the first parameter is defined as a <DECIMAL NUMERIC PROGRAM DATA> element. Sets the rate of error to be injected. MAXimum: Biggest supported rate MINimum: Smallest supported rate
Response Syntax	<Mode>
Example(s)	SOUR:DATA:TEL:ETH:ERR:RSF:AUT:RATE MIN
See Also	SOURce:DATA:TELecom:ETHernet:ERRor:PHYSical:AUTomated:CONTinuous

:SOURce:DATA:TELecom:ETHernet:ERRor:RSFec:AUTomated:RATE?

Description

This query returns the automated RS-FEC error injection rate for selected lane(s).

At *RST condition, this value is device dependent.

Navigation Path: Results > Alarms/Errors > Injection > RS-FEC > Error > Rate > Rate

Syntax

:SOURce:DATA:TELecom:ETHernet:ERRor:RSFec:AUTomated:RATE?[<wsp><Rate>]

Parameter(s)

Rate:

The program data syntax for the first parameter is defined as a <CHARACTER PROGRAM DATA> element.

This parameter is optional. If no token is specified, the current injection rate is returned.

MAXimum: Biggest rate

MINimum: Smallest rate

Response Syntax

<Error>

Response(s)

Error:

The response data syntax for the first parameter is defined as a <NR3 NUMERIC RESPONSE DATA> element.

Returns the rate of error to be injected.

Example(s)

SOUR:DATA:TEL:ETH:ERR:RSF:AUT:RATE?

See Also

SOURce:DATA:TELecom:ETHernet:ERRor:RSFec:AUTomated:CONTinuous?

:SOURce:DATA:TELecom:ETHernet:ERRor:RSFec:AUTomated:TYPE

Description

This command selects the automated RS-FEC error Defect for selected lane(s).

At *RST condition, this value is set to Invalid Marker.

Navigation Path: Results > Alarms/Errors > Injection > RS-FEC > Error > Rate/Max Rate > Defect

Syntax

:SOURce:DATA:TELecom:ETHernet:ERRor:RSFec:AUTomated:TYPE <wsp><Error>

Parameter(s)

Error:

The program data syntax for the first parameter is defined as a <CHARACTER PROGRAM DATA> element.

Selects the error to be injected:

FCCW: FEC-COR-CW

FUCW: FEC-UNCOR-CW

FCSYmb: FEC-SYMB

FECINVALIDMARKER: FEC Inv. Marker

Response Syntax

<Error>

Example(s)

SOUR:DATA:TEL:ETH:ERR:RSF:AUT:TYPE FCCW

See Also

SOURce:DATA:TELecom:ETHernet:ERRor:RSFec:MANual:TYPE

:SOURce:DATA:TELecom:ETHernet:ERRor:RSFec:AUTomated:TYPE?

Description	This query returns the automated RS-FEC error Defect for selected lane(s). At *RST condition, this value is set to Invalid Marker. Navigation Path: Results > Alarms/Errors > Injection > RS-FEC > Error > Rate/Max Rate > Defect
Syntax	:SOURce:DATA:TELecom:ETHernet:ERRor:RSFec:AUTomated:TYPE?
Response Syntax	<Error>
Response(s)	**Error**: The response data syntax for the first parameter is defined as a <CHARACTER RESPONSE DATA> element. Returns the error to be injected: FCCW: FEC-COR-CW FUCW: FEC-UNCOR-CW FCSYmb: FEC-SYMB FECINVALIDMARKER: FEC Inv. Marker
Example(s)	SOUR:DATA:TEL:ETH:ERR:RSF:AUT:TYPE?
See Also	SOURce:DATA:TELecom:ETHernet:ERRor:RSFec:MANual:TYPE?

:SOURce:DATA:TELecom:ETHernet:ERRor:RSFec:AUTomated?

Description

This query returns the enable/disable status of the Rate/Max Rate RS-FEC error injection for selected lane(s).

At *RST condition, this value is set to OFF.

Navigation Path: Results > Alarms/Errors > Injection > RS-FEC > Error > Rate/Max Rate > Inject

Syntax

:SOURce:DATA:TELecom:ETHernet:ERRor:RSFec:AUTomated?

Response Syntax

<Inject>

Response(s)

Inject:

The response data syntax for the first parameter is defined as a <BOOLEAN RESPONSE DATA> element.

Returns the enable/disable injection status:

1: Enabled

0: Disabled

Example(s)

SOUR:DATA:TEL:ETH:ERR:RSF:AUT ON

SOUR:DATA:TEL:ETH:ERR:RSF:AUT?

Returns: 1

See Also

SOURce:DATA:TELecom:ETHernet:ERRor:RSFec:AUTomated:CONTinuous?

:SOURce:DATA:TELecom:ETHernet:ERRor:RSFec:LANE

Description

This command enables/disables the selection of a lane for RS-FEC error injection purposes.

At *RST condition, this value is set to OFF.

Navigation Path: Results > Alarms/Errors > Injection > RS-FEC > Lane

Syntax

:SOURce:DATA:TELecom:ETHernet:ERRor:RSFec:LANE <wsp><Lane>, <Set>

Parameter(s)

Lane:

The program data syntax for the first parameter is defined as a <DECIMAL NUMERIC PROGRAM DATA> element.

Selects a lane number.

Set:

The program data syntax for the second parameter is defined as a <CHARACTER PROGRAM DATA> element.

Enables/disables the selected lane for coming error injections.

ON: Enables the particular lane.

OFF: Disables the particular lane.

Response Syntax

<Inject>

Example(s)

SOUR:DATA:TEL:ETH:ERR:RSF:LANE 1, ON

SOUR:DATA:TEL:ETH:ERR:RSF:LANE? 1

Returns: 1

See Also

SOURce:DATA:TELecom:ETHernet:ERRor:RSFec:ALANes?

:SOURce:DATA:TELecom:ETHernet:ERRor:RSFec:LANE?

Description

This query returns the enable/disable selection status of a lane for RS-FEC error injection purposes.

At *RST condition, this value is set to OFF.

Navigation Path: Results > Alarms/Errors > Injection > RS-FEC > Lane

Syntax

:SOURce:DATA:TELecom:ETHernet:ERRor:RSFec:LANE? <wsp><Lane>

Parameter(s)

Lane:

The program data syntax for the first parameter is defined as a <DECIMAL NUMERIC PROGRAM DATA> element.

Selects a lane number.

Response Syntax

<Set>

Response(s)

Set:

The response data syntax for the first parameter is defined as a <BOOLEAN RESPONSE DATA> element.

Returns the enable/disable status of a lane for error injection.

1: Enabled

0: Disabled

Example(s)

SOUR:DATA:TEL:ETH:ERR:RSF:LANE 1, ON

SOUR:DATA:TEL:ETH:ERR:RSF:LANE? 1

Returns: 1

See Also

SOURce:DATA:TELecom:ETHernet:ERRor:RSFec:ALANes

:SOURce:DATA:TELecom:ETHernet:ERRor:RSFec:MANual:AMOunt

Description

This command sets the amount of physical error to be injected.

At *RST condition, this value is set to 1.

Navigation Path: Results > Alarms/Errors > Global Injection > Layer (RS-FEC) > Amount

Syntax

:SOURce:DATA:TELecom:ETHernet:ERRor:RSFec:MANual:AMOunt <wsp><Amount>

Parameter(s)

Amount:

The program data syntax for the first parameter is defined as a <DECIMAL NUMERIC PROGRAM DATA> element.

Sets the amount of error to be injected.

DEFault: Default amount of physical error

MAXimum: Grestest supported amount

MINimum: Smalles supported amount

Response Syntax

<Set>

Example(s)

SOUR:DATA:TEL:ETH:ERR:RSF:MAN:AMO 50

SOUR:DATA:TEL:ETH:ERR:RSF:MAN:AMO?

Returns: 50

See Also

SOURce:DATA:TELecom:ETHernet:ERRor:RSFec:INJect

:SOURce:DATA:TELecom:ETHernet:ERRor:RSFec:MANual:AMOunt?

Description	This query returns the manual RS-FEC error Amount to be injected for selected lane(s). At *RST condition, this value is set to 1. Navigation Path: Results > Alarms/Errors > Injection > RS-FEC > Error > Manual > Amount
Syntax	:SOURce:DATA:TELecom:ETHernet:ERRor:RSFec:MANual:AMOunt?[<wsp><Amount>]
Parameter(s)	**Amount**: The program data syntax for the first parameter is defined as a <CHARACTER PROGRAM DATA> element. This parameter is optional. If no token is specified, the current amount is returned. MAXimum: Biggest supported value. MINimum: Smallest supported value. DEFault: Default value.
Response Syntax	<Amount>
Response(s)	**Amount**: The response data syntax for the first parameter is defined as a <NR1 NUMERIC RESPONSE DATA> element. Returns the amount of error to be injected.
Example(s)	SOUR:DATA:TEL:ETH:ERR:RSF:MAN:AMO 50 SOUR:DATA:TEL:ETH:ERR:RSF:MAN:AMO? Returns: 50
See Also	SOURce:DATA:TELecom:ETHernet:ERRor:RSFec:MANual:INJect

:SOURce:DATA:TELecom:ETHernet:ERRor:RSFec:MANual:INJect

Description	This command enables/disables the manual RS-FEC error injection for selected lane(s). This command is an event and has no associated *RST condition or query form. Navigation Path: Results > Alarms/Errors > Injection > RS-FEC > Error > Manual > Inject
Syntax	:SOURce:DATA:TELecom:ETHernet:ERRor:RSFec:MANual:INJect
Response Syntax	<Amount>
Example(s)	SOUR:DATA:TEL:ETH:ERR:RSF:MAN:INJ
See Also	SOURce:DATA:TELecom:ETHernet:ERRor:RSFec:MANual:TYPE? SOURce:DATA:TELecom:ETHernet:ERRor:RSFec:MANual:AMOunt?

:SOURce:DATA:TELecom:ETHernet:ERRor:RSFec:MANual:TYPE

Description	This command selects the manual RS-FEC error Defect to be injected for selected lane(s). At *RST condition, this value is set to Invalid Marker. Navigation Path: Results > Alarms/Errors > Injection > RS-FEC > Error > Manual > Defect
Syntax	:SOURce:DATA:TELecom:ETHernet:ERRor:RSFec:MANual:TYPE <wsp><Error>
Parameter(s)	**Error**: The program data syntax for the first parameter is defined as a <CHARACTER PROGRAM DATA> element. Selects the error to be injected: FCCW: FEC-COR-CW FUCW: FEC-UNCOR-CW FCSYmb: FEC-SYMB FECINVALIDMARKER: FEC Inv. Marker
Response Syntax	<Amount>
Example(s)	SOUR:DATA:TEL:ETH:ERR:RSF:MAN:TYPE FUCW SOUR:DATA:TEL:ETH:ERR:RSF:MAN:TYPE? Returns: FUCW

:SOURce:DATA:TELecom:ETHernet:ERRor:RSFec:MANual:TYPE?

Description

This query returns the manual RS-FEC error Defect to be injected for selected lane(s).

At *RST condition, this value is set to Invalid Marker.

Navigation Path: Results > Alarms/Errors > Injection > RS-FEC > Error > Manual > Defect

Syntax

:SOURce:DATA:TELecom:ETHernet:ERRor:RSFec:MANual:TYPE?

Response Syntax

<Error>

Response(s)

Error:

The response data syntax for the first parameter is defined as a <CHARACTER RESPONSE DATA> element.

Selects the error to be injected:

FCCW: FEC-COR-CW

FUCW: FEC-UNCOR-CW

FCSYmb: FEC-SYMB

FECINVALIDMARKER: FEC Inv. Marker

Example(s)

SOUR:DATA:TEL:ETH:ERR:RSF:MAN:TYPE FUCW

SOUR:DATA:TEL:ETH:ERR:RSF:MAN:TYPE?

Returns: FUCW

See Also

SOURce:DATA:TELecom:ETHernet:ERRor:RSFec:MANual:INJect

:SOURce:DATA:TELecom:ETHernet:PCS:ALARm:PHYSical

Description

This command enables/disables the continuous PCS (400G) alarm generation.

At *RST condition, this value is set to OFF.

Navigation Path: Results > Alarms/Errors > Global Injection > PCS > Alarm > Continuous > Inject

Syntax

:SOURce:DATA:TELecom:ETHernet:PCS:ALARm:PHYSical <wsp><Inject>

Parameter(s)

Inject:

The program data syntax for the first parameter is defined as a <BOOLEAN PROGRAM DATA> element.

Starts/stops the continuous alarm Injection.

ON: Enables alarm generation.

OFF: Disables alarm generation.

Response Syntax

<Error>

Example(s)

SOUR:DATA:TEL:ETH:PCS:ALAR:PHYS OFF

SOUR:DATA:TEL:ETH:PCS:ALAR:PHYS?

Returns: 0

See Also

SOUR:DATA:TEL:ETH:ALAR:PHYS OFF

SOUR:DATA:TEL:ETH:ALAR:PHYS?

:SOURce:DATA:TELecom:ETHernet:PCS:ALARm:PHYSical:TYPE

Description

This command selects the continuous PCS (400G) alarm Defect to be injected.

At *RST condition, this value is set to LDSERR.

Navigation Path: Results > Alarms/Errors > Global Injection > PCS > Alarm > Continuous > Defect

Syntax

:SOURce:DATA:TELecom:ETHernet:PCS:ALARm:PHYSical:TYPE <wsp><Alarm>

Parameter(s)

Alarm:

The program data syntax for the first parameter is defined as a <CHARACTER PROGRAM DATA> element.

Selects the alarm to be injected:

LDSERR: L Deg SER Rcd

RDSER: R Deg SER

Response Syntax

<Error>

Example(s)

SOUR:DATA:TEL:ETH:PCS:ALAR:PHYS:TYPE RDSER

SOUR:DATA:TEL:ETH:PCS:ALAR:PHYS:TYPE?

Returns: RDSER

See Also

SOURce:DATA:TELecom:ETHernet:ALARm:PHYSical:TYPE

:SOURce:DATA:TELecom:ETHernet:PCS:ALARm:PHYSical:TYPE?

Description

This query returns the enable/disable status of the continuous PCS (400G) alarm Defect to be injected.

At *RST condition, this value is set to LDSERR.

Navigation Path: Results > Alarms/Errors > Global Injection > PCS > Alarm > Continuous > Defect

Syntax

:SOURce:DATA:TELecom:ETHernet:PCS:ALARm:PHYSical:TYPE?

Response Syntax

<Alarm>

Response(s)

Alarm:

The response data syntax for the first parameter is defined as a <CHARACTER RESPONSE DATA> element.

Returns the alarm to be injected:

LDSERR: L Deg SER Rcd

RDSER: R Deg SER

Example(s)

SOUR:DATA:TEL:ETH:PCS:ALAR:PHYS:TYPE RDSER

SOUR:DATA:TEL:ETH:PCS:ALAR:PHYS:TYPE?

Returns: RDSER

See Also

SOURce:DATA:TELecom:ETHernet:ALARm:PHYSical:TYPE?

:SOURce:DATA:TELecom:ETHernet:PCS:ALARm:PHYSical?

Description

This query returns the enable/disable status of the continuous PCS (400G) alarm injection.

At *RST condition, this value is set to OFF.

Navigation Path: Results > Alarms/Errors > Global Injection > PCS > Alarm > Continuous > Inject

Syntax

:SOURce:DATA:TELecom:ETHernet:PCS:ALARm:PHYSical?

Response Syntax

<Inject>

Response(s)

Inject:

The response data syntax for the first parameter is defined as a <BOOLEAN RESPONSE DATA> element.

Returns the enable/disable injection status:

1: Enabled

0: Disabled

Example(s)

SOUR:DATA:TEL:ETH:PCS:ALAR:PHYS OFF

SOUR:DATA:TEL:ETH:PCS:ALAR:PHYS?

Returns: 0

See Also

SOUR:DATA:TEL:ETH:ALAR:PHYS OFF

SOUR:DATA:TEL:ETH:ALAR:PHYS?

:SOURce:DATA:TELecom:ETHernet:WIS:PLMuneq

Description

This command enables/disables the Payload Label Mismatch - Path/Unequipped - Path (PLM-P / UNEQ-P) generation.

At *RST condition, this value is set to OFF.

Navigation Path: Results > Alarms/Errors > WIS > PLM-P/UNEQ-P (10GEWAN)

Syntax

:SOURce:DATA:TELecom:ETHernet:WIS:PLMuneq <wsp><Status>

Parameter(s)

Status:

The program data syntax for the first parameter is defined as a <BOOLEAN PROGRAM DATA> element.

Enables/disables:

ON: Enables

OFF: Disables

Response Syntax

<Inject>

Example(s)

SOUR:DATA:TEL:ETH:WIS:PLM ON

SOUR:DATA:TEL:ETH:WIS:PLM?

Returns: 1

See Also

SOURce:DATA:TELecom:ETHernet:WIS:TRACe?

:SOURce:DATA:TELecom:ETHernet:WIS:PLMuneq?

Description

This query returns the status of Payload Label Mismatch - Path/Unequipped - Path (PLM-P / UNEQ-P) generation.

At *RST condition, this value is set to OFF.

Navigation Path: Results > Alarms/Errors > WIS > PLM-P/UNEQ-P (10GEWAN)

Syntax

:SOURce:DATA:TELecom:ETHernet:WIS:PLMuneq?

Response Syntax

<Status>

Response(s)

Status:

The response data syntax for the first parameter is defined as a <BOOLEAN RESPONSE DATA> element.

Returns the status of Plm/Uneq.

1, Plm/Uneq enabled.

0, Plm/Uneq disabled.

Example(s)

SOUR:DATA:TEL:ETH:WIS:PLM ON

SOUR:DATA:TEL:ETH:WIS:PLM?

Returns: 1

See Also

SOURce:DATA:TELecom:ETHernet:WIS:TRACe

:SOURce:DATA:TELecom:FETHernet:PHY:ALARm

Description

This command enables/disables the continuous FlexE - Group alarm injection.

At *RST condition, this value is set to OFF.

Navigation Path: Results > Alarms/Errors > Injection > FlexE - Group > Alarms > Continuous > Inject

Syntax

:SOURce:DATA:TELecom:FETHernet:PHY:ALARm <wsp><Status>

Parameter(s)

Status:

The program data syntax for the first parameter is defined as a <CHARACTER PROGRAM DATA> element.

Starts/stops the continuous alarm Injection.

ON: enables alarm injection

OFF: disables alarm injection

Response Syntax

<Status>

Example(s)

SOUR:DATA:TEL:FETH:PHY:ALAR ON

SOUR:DATA:TEL:FETH:PHY:ALAR?

Returns: 1

See Also

SOUR:DATA:TEL:FETH:PHY:ERR:AUT

SOUR:DATA:TEL:FETH:PHY:ERR:AUT?

SOUR:DATA:TEL:FETH:PHY:ALAR?

:SOURce:DATA:TELecom:FETHernet:PHY:ALARm:SPHY

Description

This command selects the PHY number for FlexE - Group alarm injection.

At *RST condition, this value is set to 0.

Navigation Path: Results > Alarms/Errors > Injection > FlexE - Group > Alarm > PHY

Syntax

:SOURce:DATA:TELecom:FETHernet:PHY:ALARm:SPHY <wsp><Phynumber>, <Status>

Parameter(s)

Phynumber:

The program data syntax for the first parameter is defined as a <DECIMAL NUMERIC PROGRAM DATA> element.

Selects the PHY number.

Status:

The program data syntax for the second parameter is defined as a <CHARACTER PROGRAM DATA> element.

Enables/disables a PHY for injection.

ON: sets selected phy injection to on

OFF: sets selected phy injection to off

Response Syntax

<Status>

Example(s)

SOUR:DATA:TEL:FETH:PHY:ALAR:SPHY 2, ON

SOUR:DATA:TEL:FETH:PHY:ALAR:SPHY?

Returns: 1

See Also

SOUR:DATA:TEL:FETH:PHY:ERR:SPHY

SOUR:DATA:TEL:FETH:PHY:ERR:SPHY?

SOUR:DATA:TEL:FETH:PHY:ALAR:SPHY?

:SOURce:DATA:TELecom:FETHernet:PHY:ALARm:SPHY?

Description

This query returns if the PHY number is selected for FlexE - Group alarm injection.

At *RST condition, this value is set to 0.

Navigation Path: Results > Alarms/Errors > Injection > FlexE - Group > Alarm > PHY

Syntax

:SOURce:DATA:TELecom:FETHernet:PHY:ALARm:SPHY? <wsp><Phynumber>

Parameter(s)

Phynumber:

The program data syntax for the first parameter is defined as a <DECIMAL NUMERIC PROGRAM DATA> element.

Selects the PHY number.

Response Syntax

<Status>

Response(s)

Status:

The response data syntax for the first parameter is defined as a <BOOLEAN RESPONSE DATA> element.

Returns the enable/disables status of a PHY for injection.

Example(s)

LINS:SOUR:DATA:TEL:FETH:PHY:ALAR:SPHY 2, ON

LINS:SOUR:DATA:TEL:FETH:PHY:ALAR:SPHY?

Returns: 1

See Also

LINS:SOUR:DATA:TEL:FLEXE:PHY:ERR:SEL?

LINS:SOUR:DATA:TEL:FLEXE:PHY:ALAR:SELP?

:SOURce:DATA:TELecom:FETHernet:PHY:ALARm:TYPE

Description

This command selects the continuous FlexE - Group alarm Defect to be injected.

At *RST condition, this alarm type is set to REMPHYFAULT

Navigation Path: Results > Alarms/Errors > Injection > FlexE - Group > Alarms > Continuous > Defect

Syntax

:SOURce:DATA:TELecom:FETHernet:PHY:ALARm:TYPE <wsp><Alarmtype>

Parameter(s)

Alarmtype:

The program data syntax for the first parameter is defined as a <CHARACTER PROGRAM DATA> element.

Selects the alarm to be injected:

LOSSFLOCK: Loss of OH Frame Lock

LOSSMFLOCK: Loss of OH MF Lock

REMPHYFAULT: Remote PHY Fault

Response Syntax

<Status>

Example(s)

SOUR:DATA:TEL:FETH:PHY:ALAR:TYPE LOSSFLOCK

SOUR:DATA:TEL:FETH:PHY:ALAR:TYPE?

Returns: LOSSFLOCK

See Also

SOUR:DATA:TEL:FETH:PHY:ALAR:TYPE?

SOUR:DATA:TEL:FETH:PHY:ERR:AUT:TYPE

SOUR:DATA:TEL:FETH:PHY:ERR:AUT:TYPE?

:SOURce:DATA:TELecom:FETHernet:PHY:ALARm:TYPE?

Description

This query returns the continuous FlexE - Group alarm Defect to be injected.

At *RST condition, this Defect type REMPHYFAULT

Navigation Path: Results > Alarms/Errors > Injection > FlexE - Group > Alarms > Continuous > Defect

Syntax

:SOURce:DATA:TELecom:FETHernet:PHY:ALARm:TYPE?

Response Syntax

<Alarmtype>

Response(s)

Alarmtype:

The response data syntax for the first parameter is defined as a <CHARACTER RESPONSE DATA> element.

Returns FlexE Group PHY alarm.

REMPHYFAULT: Remote PHY Fault

LOSSFLOCK: Loss of OH Frame Lock

LOSSMFLOCK: Loss of OH MF Lock

Example(s)

SOUR:DATA:TEL:FETH:PHY:ALAR:TYPE LOSSFLOCK

SOUR:DATA:TEL:FETH:PHY:ALAR:TYPE?

Returns: LOSSFLOCK

See Also

SOUR:DATA:TEL:FETH:PHY:ALAR:TYPE

SOUR:DATA:TEL:FETH:PHY:ERR:AUT:TYPE

SOUR:DATA:TEL:FETH:PHY:ERR:AUT:TYPE?

:SOURce:DATA:TELecom:FETHernet:PHY:ALARm?

Description

This query returns the enable/disable status of the continuous FlexE - Group alarm injection.

At *RST condition, this value is set to OFF.

Navigation Path: Results > Alarms/Errors > Injection > FlexE - Group > Alarms > Continuous > Inject

Syntax

:SOURce:DATA:TELecom:FETHernet:PHY:ALARm?

Response Syntax

<Status>

Response(s)

Status:

The response data syntax for the first parameter is defined as a <BOOLEAN RESPONSE DATA> element.

Returns the enable/disable injection status.

1: Enabled

0: Disabled

Example(s)

SOUR:DATA:TEL:FETH:PHY:ALAR ON

SOUR:DATA:TEL:FETH:PHY:ALAR?

Returns: 1

See Also

SOUR:DATA:TEL:FETH:PHY:ERR:AUT

SOUR:DATA:TEL:FETH:PHY:ERR:AUT?

SOUR:DATA:TEL:FETH:PHY:ALAR

:SOURce:DATA:TELecom:FETHernet:PHY:ERRor:AUTomated

Description

This command enables/disables the Rate/Max Rate FlexE - Group error injection.

At *RST condition, this value is set to OFF.

Navigation Path: Results > Alarms/Errors > Injection > FlexE - Group > Error > Rate/Max Rate > Inject

Syntax

:SOURce:DATA:TELecom:FETHernet:PHY:ERRor:AUTomated <wsp><Inject>

Parameter(s)

Inject:

The program data syntax for the first parameter is defined as a <CHARACTER PROGRAM DATA> element.

Starts/stops the automated Rate/Max Rate error Injection.

ON: Enables error injection.

OFF: Disables error injection.

Response Syntax

<Status>

Example(s)

SOUR:DATA:TEL:FETH:PHY:ERR:AUT ON

SOUR:DATA:TEL:FETH:PHY:ERR:AUT?

Returns: 1

See Also

SOUR:DATA:TEL:FETH:PHY:ERR:AUT?

:SOURce:DATA:TELecom:FETHernet:PHY:ERRor:AUTomated:CONTinuous

Description	This command sets the automated FlexE - Group error Mode: ON for Max Rate and OFF for Rate. At *RST condition, this value is set to OFF. Navigation Path: Results > Alarms/Errors > Injection > FlexE - Group > Error > Mode
Syntax	:SOURce:DATA:TELecom:FETHernet:PHY:ERRor:AUTomated:CONTinuous <wsp><Mode>
Parameter(s)	**Mode**: The program data syntax for the first parameter is defined as a <BOOLEAN PROGRAM DATA> element. Sets the automated error Mode: ON: Max Rate OFF: Rate
Response Syntax	<Status>
Example(s)	SOUR:DATA:TEL:FETH:PHY:ERR:AUT:CONT ON SOUR:DATA:TEL:FETH:PHY:ERR:AUT:CONT ? Returns: 1

:SOURce:DATA:TELecom:FETHernet:PHY:ERRor:AUTomated:CONTinuous?

Description	This query returns the automated FlexE - Group error Mode: ON for Max Rate and OFF for Rate. At *RST condition, this value is set to OFF. Navigation Path: Results > Alarms/Errors > Injection > FlexE - Group > Error > Mode
Syntax	:SOURce:DATA:TELecom:FETHernet:PHY:ERRor:AUTomated:CONTinuous?
Response Syntax	<Mode>
Response(s)	**Mode**: The response data syntax for the first parameter is defined as a <BOOLEAN RESPONSE DATA> element. Returns the automated error Mode: 1: Max Rate 0: Rate
Example(s)	SOUR:DATA:TEL:FETH:PHY:ERR:AUT:CONT ON SOUR:DATA:TEL:FETH:PHY:ERR:AUT:CONT ? Returns: 1

:SOURce:DATA:TELecom:FETHernet:PHY:ERRor:AUTomated:RATE

Description

This command sets the automated FlexE - Group error Rate to be injected.

At *RST condition, this value is set to 1.0E-4.

Navigation Path: Results > Alarms/Errors > Injection > FlexE - Group > Error > Rate > Rate

Syntax

:SOURce:DATA:TELecom:FETHernet:PHY:ERRor:AUTomated:RATE <wsp><Rate>

Parameter(s)

Rate:

The program data syntax for the first parameter is defined as a <DECIMAL NUMERIC PROGRAM DATA> element.

Sets the rate of error to be injected.

MAXimum: Biggest supported value

MINimum: Smallest supported value

DEFault: Default value

Response Syntax

<Mode>

Example(s)

SOUR:DATA:TEL:FETH:PHY:ERR:AUT:RATE MAX

SOUR:DATA:TEL:FETH:PHY:ERR:AUT:RATE?

Returns: 1.0E-2

See Also

SOUR:DATA:TEL:FETH:PHY:ERR:AUT:RATE?

:SOURce:DATA:TELecom:FETHernet:PHY:ERRor:AUTomated:RATE?

Description

This query returns the automated FlexE - Group error Rate to be injected.

At *RST condition, this value is set to 1.0E-4.

Navigation Path: Results > Alarms/Errors > Injection > FlexE - Group > Error > Rate > Rate

Syntax

:SOURce:DATA:TELecom:FETHernet:PHY:ERRor:AUTomated:RATE?[<wsp><Rate>]

Parameter(s)

Rate:

The program data syntax for the first parameter is defined as a <CHARACTER PROGRAM DATA> element.

This parameter is optional. If no token is specified, the current injection rate is returned.

MAXimum: Biggest supported rate

MINimum: Smallest supported rate

DEFault: Default rate

Response Syntax

<Rate>

Response(s)

Rate:

The response data syntax for the first parameter is defined as a <NR3 NUMERIC RESPONSE DATA> element.

Returns the rate of error to be injected.

Example(s)

SOUR:DATA:TEL:FETH:PHY:ERR:AUT:RATE MAX

SOUR:DATA:TEL:FETH:PHY:ERR:AUT:RATE?

Returns: 1.0E-2

See Also

SOUR:DATA:TEL:FETH:PHY:ERR:AUT:RATE

:SOURce:DATA:TELecom:FETHernet:PHY:ERRor:AUTomated:TYPE

Description	This command selects the automated FlexE - Group error Defect to be injected. At *RST condition, this Defect type is set to OHCRC Navigation Path: Results > Alarms/Errors > Injection > FlexE - Group > Error > Rate/Max Rate > Defect
Syntax	:SOURce:DATA:TELecom:FETHernet:PHY:ERRor:AUTomated:TYPE <wsp><Defect>
Parameter(s)	**Defect**: The program data syntax for the first parameter is defined as a <CHARACTER PROGRAM DATA> element. Selects the error to be injected: OHCRC
Response Syntax	<Rate>
Example(s)	SOUR:DATA:TEL:FETH:PHY:ERR:AUT:TYPE OHCRC SOUR:DATA:TEL:FETH:PHY:ERR:AUT:TYPE? Returns: OHCRC
See Also	SOUR:DATA:TEL:FETH:PHY:ERR:AUT:TYPE?

:SOURce:DATA:TELecom:FETHernet:PHY:ERRor:AUTomated:TYPE?

Description	This query returns the automated FlexE - Group error Defect to be injected. At *RST condition, this Defect type OHCRC. Navigation Path: Results > Alarms/Errors > Injection > FlexE - Group > Error > Rate/Max Rate > Defect
Syntax	:SOURce:DATA:TELecom:FETHernet:PHY:ERRor:AUTomated:TYPE?
Response Syntax	<Defect>
Response(s)	**Defect**: The response data syntax for the first parameter is defined as a <CHARACTER RESPONSE DATA> element. Returns the error to be injected: OHCRC
Example(s)	SOUR:DATA:TEL:FETH:PHY:ERR:AUT:TYPE OHCRC SOUR:DATA:TEL:FETH:PHY:ERR:AUT:TYPE? Returns: OHCRC
See Also	SOUR:DATA:TEL:FETH:PHY:ERR:AUT:TYPE

:SOURce:DATA:TELecom:FETHernet:PHY:ERRor:AUTomated?

Description

This query returns the enable/disable status of the Rate/Max Rate FlexE - Group error injection.

At *RST condition, this value is set to OFF.

Navigation Path: Results > Alarms/Errors > Injection > FlexE - Group > Error > Rate/Max Rate > Inject

Syntax

:SOURce:DATA:TELecom:FETHernet:PHY:ERRor:AUTomated?

Response Syntax

<Inject>

Response(s)

Inject:

The response data syntax for the first parameter is defined as a <BOOLEAN RESPONSE DATA> element.

Returns the enable/disable injection status:

1: Enabled

0: Disabled

Example(s)

SOUR:DATA:TEL:FETH:PHY:ERR:AUT ON

SOUR:DATA:TEL:FETH:PHY:ERR:AUT?

Returns: 1

See Also

SOUR:DATA:TEL:FETH:PHY:ERR:AUT

:SOURce:DATA:TELecom:FETHernet:PHY:ERRor:MANual:AMOunt

Description	This command sets the manual FlexE - Group error Amount to be injected. At *RST condition, this value is set to 1. Navigation Path: Results > Alarms/Errors > Injection > FlexE - Group > Error > Manual > Amount
Syntax	:SOURce:DATA:TELecom:FETHernet:PHY:ERRor:MANual:AMOunt <wsp><Amount>
Parameter(s)	**Amount**: The program data syntax for the first parameter is defined as a <DECIMAL NUMERIC PROGRAM DATA> element. Sets the amount of error to be injected. MAXimum: Biggest supported value MINimum: Smallest supported value DEFault: Default value
Response Syntax	<Inject>
Example(s)	SOUR:DATA:TEL:FETH:PHY:ERR:MAN:AMO 12 SOUR:DATA:TEL:FETH:PHY:ERR:MAN:AMO? Returns: 12 SOUR:DATA:TEL:FETH:PHY:ERR:MAN:AMO MAX SOUR:DATA:TEL:FETH:PHY:ERR:MAN:AMO? MAX Returns: 50
See Also	SOUR:DATA:TEL:FETH:PHY:ERR:MAN:AMO?

:SOURce:DATA:TELecom:FETHernet:PHY:ERRor:MANual:AMOunt?

Description

This query returns the manual FlexE - Group error Amount to be injected.

At *RST condition, this value is set to 1.

Navigation Path: Results > Alarms/Errors > Injection > FlexE - Group > Error > Manual > Amount

Syntax

:SOURce:DATA:TELecom:FETHernet:PHY:ERRor:MANual:AMOunt?[<wsp><Value>]

Parameter(s)

Value:

The program data syntax for the first parameter is defined as a <CHARACTER PROGRAM DATA> element.

This parameter is optional. If no token is specified, the current amount is returned.

MAXimum: Biggest supported value.

MINimum: Smallest supported value.

DEFault: Default value.

Response Syntax

<Amount>

Response(s)

Amount:

The response data syntax for the first parameter is defined as a <NR1 NUMERIC RESPONSE DATA> element.

Returns the amount of error to be injected.

Example(s)

SOUR:DATA:TEL:FETH:PHY:ERR:MAN:AMO 12

SOUR:DATA:TEL:FETH:PHY:ERR:MAN:AMO?

Returns: 12

SOUR:DATA:TEL:FETH:PHY:ERR:MAN:AMO MAX

SOUR:DATA:TEL:FETH:PHY:ERR:MAN:AMO? MAX

Returns: 50

See Also

SOUR:DATA:TEL:FETH:PHY:ERR:MAN:AMO

:SOURce:DATA:TELecom:FETHernet:PHY:ERRor:MANual:INJect

Description	This command enables/disables the manual FlexE - Group error injection. This command is an event and is not associated with an *RST condition or a query form. Navigation Path: Results > Alarms/Errors > Injection > FlexE - Group > Error > Manual > Inject
Syntax	:SOURce:DATA:TELecom:FETHernet:PHY:ERRor:MANual:INJect
Response Syntax	<Amount>
Example(s)	SOUR:DATA:TEL:FETH:PHY:ERR:SEL 2, on SOUR:DATA:TEL:FETH:PHY:ERR:MAN:INJ
See Also	SOUR:DATA:TEL:FETH:PHY:ERR:SEL

:SOURce:DATA:TELecom:FETHernet:PHY:ERRor:MANual:TYPE

Description

This command selects the manual FlexE Group error Defect to be injected.

At *RST condition, this value is set to OHCRC

Navigation Path: Results > Alarms/Errors > Injection > FlexE - Group > Error > Manual > Defect

Syntax

:SOURce:DATA:TELecom:FETHernet:PHY:ERRor:MANual:TYPE <wsp><Error>

Parameter(s)

Error:

The program data syntax for the first parameter is defined as a <CHARACTER PROGRAM DATA> element.

Selects the error to be injected:

OHCRC

Response Syntax

<Amount>

Example(s)

SOUR:DATA:TEL:FETH:PHY:ERR:MAN:TYPE OHCRC

SOUR:DATA:TEL:FETH:GRO:PHY:ERR:MAN:TYPE?

Returns: OHCRC

See Also

SOUR:DATA:TEL:FETH:GRO:PHY:ERR:MAN:TYPE?

:SOURce:DATA:TELecom:FETHernet:PHY:ERRor:MANual:TYPE?

Description	This query returns the manual FlexE Group error Defect to be injected. At *RST condition, this value is set to OHCRC Navigation Path: Results > Alarms/Errors > Injection > FlexE - Group > Error > Manual > Defect
Syntax	:SOURce:DATA:TELecom:FETHernet:PHY:ERRor:MANual:TYPE?
Response Syntax	<Type>
Response(s)	**Type**: The response data syntax for the first parameter is defined as a <CHARACTER RESPONSE DATA> element. Returns the error to be injected: OHCRC
Example(s)	SOUR:DATA:TEL:FETH:PHY:ERR:MAN:TYPE OHCRC SOUR:DATA:TEL:FETH:GRO:PHY:ERR:MAN:TYPE? Returns: OHCRC
See Also	SOUR:DATA:TEL:FETH:PHY:ERR:MAN:TYPE

:SOURce:DATA:TELecom:FETHernet:PHY:ERRor:SPHY

Description

This command selects the PHY number for FlexE - Group error injection.

At *RST condition, this value is set to 0.

Navigation Path: Results > Alarms/Errors > Injection > FlexE - Group > Error > PHY

Syntax

:SOURce:DATA:TELecom:FETHernet:PHY:ERRor:SPHY <wsp><Phynumber>, <Status>

Parameter(s)

Phynumber:

The program data syntax for the first parameter is defined as a <DECIMAL NUMERIC PROGRAM DATA> element.

Selects the PHY number.

Status:

The program data syntax for the second parameter is defined as a <CHARACTER PROGRAM DATA> element.

Enables/disables a PHY for injection.

ON: sets selected phy injection to on

OFF: sets selected phy injection to off

Response Syntax

<Type>

Example(s)

SOUR:DATA:TEL:FETH:PHY:ERR:SPHY 2, ON

SOUR:DATA:TEL:FETH:PHY:ERR:SPHY? 2

Returns: 1

See Also

SOUR:DATA:TEL:FETH:PHY:ERR:SPHY?

SOUR:DATA:TEL:FETH:PHY:ALAR:SPHY

SOUR:DATA:TEL:FETH:PHY:ALAR:SPHY?

:SOURce:DATA:TELecom:FETHernet:PHY:ERRor:SPHY?

Description

This query returns if the PHY number is selected for FlexE - Group error injection.

At *RST condition, this value is set to 0.

Navigation Path: Results > Alarms/Errors > Injection > FlexE - Group > Error > PHY

Syntax

:SOURce:DATA:TELecom:FETHernet:PHY:ERRor:SPHY? <wsp><Phynumber>

Parameter(s)

Phynumber:

The program data syntax for the first parameter is defined as a <DECIMAL NUMERIC PROGRAM DATA> element.

Selects the PHY number.

Response Syntax

<Status>

Response(s)

Status:

The response data syntax for the first parameter is defined as a <BOOLEAN RESPONSE DATA> element.

Returns the enable/disables status of a PHY for injection.

Example(s)

SOUR:DATA:TEL:FETH:PHY:ERR:SPHY 2, ON

SOUR:DATA:TEL:FETH:PHY:ERR:SPHY? 2

Returns: 1

See Also

SOUR:DATA:TEL:FETH:PHY:ERR:SPHY

SOUR:DATA:TEL:FETH:PHY:ALAR:SPHY

SOUR:DATA:TEL:FETH:PHY:ALAR:SPHY?

:SOURce:DATA:TELecom:FETHernet:POAM:BOAM:ALARm

Description

This command enables/disables the continuous FlexE - Path OAM Basic OAM alarm injection.

At *RST condition, this value is set to OFF.

Navigation Path: Results > Alarms/Errors > Injection > FlexE - POAM > Alarms > Continuous > Inject

Syntax

:SOURce:DATA:TELecom:FETHernet:POAM:BOAM:ALARm <wsp><Inject>

Parameter(s)

Inject:

The program data syntax for the first parameter is defined as a <CHARACTER PROGRAM DATA> element.

Starts/stops the continuous alarm Injection.

ON: enables alarm injection

OFF: disables alarm injection

Response Syntax

<Status>

Example(s)

SOUR:DATA:TEL:FETH:POAM:BOAM:ALAR ON

SOUR:DATA:TEL:FETH:POAM:BOAM:ALAR?

Returns: 1

See Also

SOURce:DATA:TELecom:FETHernet:POAM:BOAM:ALARm?

:SOURce:DATA:TELecom:FETHernet:POAM:BOAM:ALARm:TYPE

Description	This command selects the continuous FlexE - Path OAM Basic OAM alarm Defect to be injected. At *RST condition, this alarm type is set to REMPHYFAULT Navigation Path: Results > Alarms/Errors > Injection > FlexE - POAM > Alarms > Continuous > Defect
Syntax	:SOURce:DATA:TELecom:FETHernet:POAM:BOAM:ALARm:TYPE <wsp><Alarm Type>
Parameter(s)	**Alarm Type**: The program data syntax for the first parameter is defined as a <CHARACTER PROGRAM DATA> element. Selects the alarm to be injected: BCSLF: Basic OAM Client Signal Local Fault BCSLPI: Basic OAM Client Signal Low Power Indication BCSRF: Basic OAM Client Signal Remote Fault BLOCONT: Basic OAM Loss Of Continuity BRDI: Basic OAM Remote Defect Indication
Response Syntax	<Status>
Example(s)	SOUR:DATA:TEL:FETH:POAM:BOAM:ALAR:TYPE BCSLF SOUR:DATA:TEL:FETH:POAM:BOAM:ALAR:TYPE? Returns: BCSLF
See Also	SOURce:DATA:TELecom:FETHernet:POAM:BOAM:ALARm

:SOURce:DATA:TELecom:FETHernet:POAM:BOAM:ALARm:TYPE?

Description

This query returns the continuous FlexE - Path OAM Basic OAM alarm Defect to be injected.

At *RST condition, this Defect type BLOCONT

Navigation Path: Results > Alarms/Errors > Injection > FlexE - POAM > Alarms > Continuous > Defect

Syntax

:SOURce:DATA:TELecom:FETHernet:POAM:BOAM:ALARm:TYPE?

Response Syntax

<Alarm Type>

Response(s)

Alarm Type:

The response data syntax for the first parameter is defined as a <CHARACTER RESPONSE DATA> element.

Returns FlexE Path OAM BOAM alarm.

BCSLF: Basic OAM Client Signal Local Fault

BCSLPI: Basic OAM Client Signal Low Power Indication

BCSRF: Basic OAM Client Signal Remote Fault

BLOCONT: Basic OAM Loss Of Continuity

BRDI: Basic OAM Remote Defect Indication

Example(s)

SOUR:DATA:TEL:FETH:POAM:BOAM:ALAR:TYPE BCSLF

SOUR:DATA:TEL:FETH:POAM:BOAM:ALAR:TYPE?

Returns: BCSLF

See Also

SOURce:DATA:TELecom:FETHernet:POAM:BOAM:ALARm:TYPE

:SOURce:DATA:TELecom:FETHernet:POAM:BOAM:ALARm?

Description

This query returns the enable/disable status of the continuous FlexE - Path OAM Basic OAM alarm injection.

At *RST condition, this value is set to OFF.

Navigation Path: Results > Alarms/Errors > Injection > FlexE - POAM > Alarms > Continuous > Inject

Syntax

:SOURce:DATA:TELecom:FETHernet:POAM:BOAM:ALARm?

Response Syntax

<Inject>

Response(s)

Inject:

The response data syntax for the first parameter is defined as a <BOOLEAN RESPONSE DATA> element.

Returns the enable/disable injection status.

1: Enabled

0: Disabled

Example(s)

SOUR:DATA:TEL:FETH:POAM:BOAM:ALAR ON

SOUR:DATA:TEL:FETH:POAM:BOAM:ALAR?

Returns: 1

See Also

SOURce:DATA:TELecom:FETHernet:POAM:BOAM:ALARm

:SOURce:DATA:TELecom:FETHernet:POAM:BOAM:ERRor:AUTomated

Description

This command enables/disables the Rate/Max Rate FlexE - Path OAM Basic OAM error injection.

At *RST condition, this value is set to OFF.

Navigation Path: Results > Alarms/Errors > Injection > FlexE - POAM > Error > Rate/Max Rate > Inject

Syntax

:SOURce:DATA:TELecom:FETHernet:POAM:BOAM:ERRor:AUTomated <wsp><Inject>

Parameter(s)

Inject:

The program data syntax for the first parameter is defined as a <CHARACTER PROGRAM DATA> element.

Starts/stops the automated Rate/Max Rate error Injection.

ON: Enables error injection.

OFF: Disables error injection.

Response Syntax

<Inject>

Example(s)

SOUR:DATA:TEL:FETH:POAM:BOAM:ERR:AUT ON

SOUR:DATA:TEL:FETH:POAM:BOAM:ERR:AUT?

Returns: ON

See Also

SOURce:DATA:TELecom:FETHernet:POAM:BOAM:ERRor:AUTomated?

:SOURce:DATA:TELecom:FETHernet:POAM:BOAM:ERRor:AUTomated:CONTinuous

Description

This command sets the automated FlexE - Path OAM Basic OAM error Mode: ON for Max Rate and OFF for Rate.

At *RST condition, this value is set to OFF.

Navigation Path: Results > Alarms/Errors > Injection > FlexE - POAM > Error > Mode

Syntax

:SOURce:DATA:TELecom:FETHernet:POAM:BOAM:ERRor:AUTomated:CONTinuous <wsp><Mode>

Parameter(s)

Mode:

The program data syntax for the first parameter is defined as a <BOOLEAN PROGRAM DATA> element.

Sets the automated error Mode:

ON: Max Rate

OFF: Rate

Response Syntax

<Inject>

Example(s)

SOUR:DATA:TEL:FETH:POAM:BOAM:ERR:AUT:CONT ON

SOUR:DATA:TEL:FETH:POAM:BOAM:ERR:AUT:CONT?

Returns: 1

See Also

SOURce:DATA:TELecom:FETHernet:POAM:BOAM:ERRor:AUTomated:CONTinuous?

:SOURce:DATA:TELecom:FETHernet:POAM:BOAM:ERRor:AUTomated:CONTinuous?

Description

This query returns the automated FlexE - Path OAM Basic OAM error Mode: ON for Max Rate and OFF for Rate.

At *RST condition, this value is set to OFF.

Navigation Path: Results > Alarms/Errors > Injection > FlexE - POAM > Error > Mode

Syntax

:SOURce:DATA:TELecom:FETHernet:POAM:BOAM:ERRor:AUTomated:CONTinuous?

Response Syntax

<Mode>

Response(s)

Mode:

The response data syntax for the first parameter is defined as a <BOOLEAN RESPONSE DATA> element.

Returns the automated error Mode:

1: Max Rate

0: Rate

Example(s)

SOUR:DATA:TEL:FETH:POAM:BOAM:ERR:AUT:CONT ON

SOUR:DATA:TEL:FETH:POAM:BOAM:ERR:AUT:CONT?

Returns: 1

See Also

SOURce:DATA:TELecom:FETHernet:POAM:BOAM:ERRor:AUTomated:CONTinuous

:SOURce:DATA:TELecom:FETHernet:POAM:BOAM:ERRor:AUTomated:RATE

Description	This command sets the automated FlexE - Path OAM Basic OAM error Rate to be injected. At *RST condition, this value is set to 1.0E-4. Navigation Path: Results > Alarms/Errors > Injection > FlexE - POAM > Error > Rate > Rate
Syntax	:SOURce:DATA:TELecom:FETHernet:POAM:BOAM:ERRor:AUTomated:RATE <wsp><Rate>
Parameter(s)	**Rate**: The program data syntax for the first parameter is defined as a <DECIMAL NUMERIC PROGRAM DATA> element. Sets the rate of error to be injected. MAXimum: Biggest supported value MINimum: Smallest supported value DEFault: Default value
Response Syntax	<Mode>
Example(s)	SOUR:DATA:TEL:FETH:POAM:BOAM:ERR:AUT:RATE MAX SOUR:DATA:TEL:FETH:POAM:BOAM:ERR:AUT:RATE? Returns: 1.0E-2
See Also	SOURce:DATA:TELecom:FETHernet:POAM:BOAM:ERRor:AUTomated:RATE?

:SOURce:DATA:TELecom:FETHernet:POAM:BOAM:ERRor:AUTomated:RATE?

Description

This query returns the automated FlexE - Path OAM Basic OAM error Rate to be injected.

At *RST condition, this value is set to 1.0E-4.

Navigation Path: Results > Alarms/Errors > Injection > FlexE - POAM > Error > Rate > Rate

Syntax

:SOURce:DATA:TELecom:FETHernet:POAM:BOAM:ERRor:AUTomated:RATE?[<wsp><Rate>]

Parameter(s)

Rate:

The program data syntax for the first parameter is defined as a <CHARACTER PROGRAM DATA> element.

This parameter is optional. If no token is specified, the current injection rate is returned.

MAXimum: Biggest supported rate

MINimum: Smallest supported rate

DEFault: Default rate

Response Syntax

<Rate>

Response(s)

Rate:

The response data syntax for the first parameter is defined as a <NR3 NUMERIC RESPONSE DATA> element.

Returns the rate of error to be injected.

Example(s)

SOUR:DATA:TEL:FETH:POAM:BOAM:ERR:AUT:RATE MAX

SOUR:DATA:TEL:FETH:POAM:BOAM:ERR:AUT:RATE?

Returns: 1.0E-2

See Also

SOURce:DATA:TELecom:FETHernet:POAM:BOAM:ERRor:AUTomated:RATE

:SOURce:DATA:TELecom:FETHernet:POAM:BOAM:ERRor:AUTomated:TYPE

Description	This command selects the automated FlexE - Path OAM Basic OAM error Defect to be injected. At *RST condition, this Defect type is set to BBIP8. Navigation Path: Results > Alarms/Errors > Injection > FlexE - POAM > Error > Rate/Max Rate >Defect
Syntax	:SOURce:DATA:TELecom:FETHernet:POAM:BOAM:ERRor:AUTomated:TYPE <wsp><Type>
Parameter(s)	**Type**: The program data syntax for the first parameter is defined as a <CHARACTER PROGRAM DATA> element. Selects the error to be injected: BBIP8: Basic OAM Bit Interleaved Parity BREI: Basic OAM Remote Error Indication
Response Syntax	<Rate>
Example(s)	SOUR:DATA:TEL:FETH:POAM:BOAM:ERR:AUT:TYPE BREI SOUR:DATA:TEL:FETH:POAM:BOAM:ERR:AUT:TYPE? Returns: BREI
See Also	SOURce:DATA:TELecom:FETHernet:POAM:BOAM:ERRor:AUTomated:TYPE?

:SOURce:DATA:TELecom:FETHernet:POAM:BOAM:ERRor:AUTomated:TYPE?

Description	This query returns the automated FlexE - Path OAM Basic OAM error Defect to be injected. At *RST condition, this Defect type OHCRC. Navigation Path: Results > Alarms/Errors > Injection > FlexE - POAM > Error > Rate/Max Rate > Defect
Syntax	:SOURce:DATA:TELecom:FETHernet:POAM:BOAM:ERRor:AUTomated:TYPE?
Response Syntax	<Type>
Response(s)	**Type**: The response data syntax for the first parameter is defined as a <CHARACTER RESPONSE DATA> element. Returns the error to be injected: BBIP8: Basic OAM Bit Interleaved Parity BREI: Basic OAM Remote Error Indication
Example(s)	SOUR:DATA:TEL:FETH:POAM:BOAM:ERR:AUT:TYPE BREI SOUR:DATA:TEL:FETH:POAM:BOAM:ERR:AUT:TYPE? Returns: BREI
See Also	SOURce:DATA:TELecom:FETHernet:POAM:BOAM:ERRor:AUTomated:TYPE

:SOURce:DATA:TELecom:FETHernet:POAM:BOAM:ERRor:AUTomated?

Description	This query returns the enable/disable status of the Rate/Max Rate FlexE - Path OAM Basic OAM error injection. At *RST condition, this value is set to OFF. Navigation Path: Results > Alarms/Errors > Injection > FlexE - POAM > Error > Rate/Max Rate > Inject
Syntax	:SOURce:DATA:TELecom:FETHernet:POAM:BOAM:ERRor:AUTomated?
Response Syntax	<Inject>
Response(s)	**Inject**: The response data syntax for the first parameter is defined as a <BOOLEAN RESPONSE DATA> element. Returns the enable/disable injection status: 1: Enabled 0: Disabled
Example(s)	SOUR:DATA:TEL:FETH:POAM:BOAM:ERR:AUT ON SOUR:DATA:TEL:FETH:POAM:BOAM:ERR:AUT? Returns: 1
See Also	SOURce:DATA:TELecom:FETHernet:POAM:BOAM:ERRor:AUTomated

:SOURce:DATA:TELecom:FETHernet:POAM:BOAM:ERRor:MANual:AMOunt

Description

This command sets the manual FlexE - Path OAM Basic OAM error Amount to be injected.

At *RST condition, this value is set to 1.

Navigation Path: Results > Alarms/Errors > Injection > FlexE - POAM > Error > Manual > Amount

Syntax

:SOURce:DATA:TELecom:FETHernet:POAM:BOAM:ERRor:MANual:AMOunt <wsp><Amount>

Parameter(s)

Amount:

The program data syntax for the first parameter is defined as a <DECIMAL NUMERIC PROGRAM DATA> element.

Sets the amount of error to be injected.

MAXimum: Biggest supported value

MINimum: Smallest supported value

DEFault: Default value

Response Syntax

<Inject>

Example(s)

SOUR:DATA:TEL:FETH:POAM:BOAM:ERR:MAN:AMO 12

SOUR:DATA:TEL:FETH:POAM:BOAM:ERR:MAN:AMO?

Returns: 12

SOUR:DATA:TEL:FETH:POAM:BOAM:ERR:MAN:AMO MAX

SOUR:DATA:TEL:FETH:POAM:BOAM:ERR:MAN:AMO?

Returns: 50

See Also

SOURce:DATA:TELecom:FETHernet:POAM:BOAM:ERRor:MANual:AMOunt?

:SOURce:DATA:TELecom:FETHernet:POAM:BOAM:ERRor:MANual:AMOunt?

Description

This query returns the manual FlexE - Path OAM Basic OAM error Amount to be injected.

At *RST condition, this value is set to 1.

Navigation Path: Results > Alarms/Errors > Injection > FlexE - POAM > Error > Manual > Amount

Syntax

:SOURce:DATA:TELecom:FETHernet:POAM:BOAM:ERRor:MANual:AMOunt?[<wsp><Value>]

Parameter(s)

Value:

The program data syntax for the first parameter is defined as a <CHARACTER PROGRAM DATA> element.

This parameter is optional. If no token is specified, the current amount is returned.

MAXimum: Biggest supported value.

MINimum: Smallest supported value.

DEFault: Default value.

Response Syntax

<Amount>

Response(s)

Amount:

The response data syntax for the first parameter is defined as a <NR1 NUMERIC RESPONSE DATA> element.

Returns the amount of error to be injected.

Example(s)

SOUR:DATA:TEL:FETH:POAM:BOAM:ERR:MAN:AMO 12

SOUR:DATA:TEL:FETH:POAM:BOAM:ERR:MAN:AMO?

Returns: 12

SOUR:DATA:TEL:FETH:POAM:BOAM:ERR:MAN:AMO? MAX

Returns: 50

SOUR:DATA:TEL:FETH:POAM:BOAM:ERR:MAN:AMO MAX

SOUR:DATA:TEL:FETH:POAM:BOAM:ERR:MAN:AMO?

Returns: 50

See Also

SOURce:DATA:TELecom:FETHernet:POAM:BOAM:ERRor:MANual:AMOunt

:SOURce:DATA:TELecom:FETHernet:POAM:BOAM:ERRor:MANual:INJect

Description	This command enables/disables the manual FlexE - Path OAM Basic OAM error injection. This command is an event and is not associated with an *RST condition or a query form. Navigation Path: Results > Alarms/Errors > Injection > FlexE - POAM > Error > Manual > Inject
Syntax	:SOURce:DATA:TELecom:FETHernet:POAM:BOAM:ERRor:MANual:INJect
Response Syntax	<Amount>
Example(s)	SOUR:DATA:TEL:FETH:POAM:BOAM:ERR:MAN:INJ
See Also	SOURce:DATA:TELecom:FETHernet:POAM:BOAM:ERRor:AUTomated

:SOURce:DATA:TELecom:FETHernet:POAM:BOAM:ERRor:MANual:TYPE

Description

This command selects the manual FlexE - Path OAM Basic OAM error Defect to be injected.

At *RST condition, this Defect type is set to BBIP8.

Navigation Path: Results > Alarms/Errors > Injection > FlexE - POAM > Error > Manual >Defect

Syntax

:SOURce:DATA:TELecom:FETHernet:POAM:BOAM:ERRor:MANual:TYPE <wsp><Type>

Parameter(s)

Type:

The program data syntax for the first parameter is defined as a <CHARACTER PROGRAM DATA> element.

Selects the error to be injected:

BBIP8: Basic OAM Bit Interleaved Parity

BREI: Basic OAM Remote Error Indication

Response Syntax

<Amount>

Example(s)

SOUR:DATA:TEL:FETH:POAM:BOAM:ERR:MAN:TYPE BREI

SOUR:DATA:TEL:FETH:POAM:BOAM:ERR:MAN:TYPE?

Returns: BREI

See Also

SOURce:DATA:TELecom:FETHernet:POAM:BOAM:ERRor:MANual:TYPE?

:SOURce:DATA:TELecom:FETHernet:POAM:BOAM:ERRor:MANual:TYPE?

Description	This query returns the manual FlexE - Path OAM Basic OAM error Defect to be injected. At *RST condition, this Defect type is set to BBIP8. Navigation Path: Results > Alarms/Errors > Injection > FlexE - POAM > Error > Manual >Defect
Syntax	:SOURce:DATA:TELecom:FETHernet:POAM:BOAM:ERRor:MANual:TYPE?
Response Syntax	<Type>
Response(s)	**Type**: The response data syntax for the first parameter is defined as a <CHARACTER RESPONSE DATA> element. Returns the error to be injected: BBIP8: Basic OAM Bit Interleaved Parity BREI: Basic OAM Remote Error Indication
Example(s)	SOUR:DATA:TEL:FETH:POAM:BOAM:ERR:MAN:TYPE BREI SOUR:DATA:TEL:FETH:POAM:BOAM:ERR:MAN:TYPE? Returns: BREI
See Also	SOURce:DATA:TELecom:FETHernet:POAM:BOAM:ERRor:MANual:TYPE

:SOURce:DATA:TELecom:FETHernet:POAM:ERRor:AUTomated

Description

This command enables/disables the Rate/Max Rate FlexE - Path OAM error injection.

At *RST condition, this value is set to OFF.

Navigation Path: Results > Alarms/Errors > Injection > FlexE - POAM > Error > Rate/Max Rate > Inject

Syntax

:SOURce:DATA:TELecom:FETHernet:POAM:ERRor:AUTomated <wsp><Inject>

Parameter(s)

Inject:

The program data syntax for the first parameter is defined as a <CHARACTER PROGRAM DATA> element.

Starts/stops the automated Rate/Max Rate error Injection.

ON: Enables error injection.

OFF: Disables error injection.

Response Syntax

<Type>

Example(s)

SOUR:DATA:TEL:FETH:POAM:ERR:AUT ON

SOUR:DATA:TEL:FETH:POAM:ERR:AUT?

Returns: ON

:SOURce:DATA:TELecom:FETHernet:POAM:ERRor:AUTomated :CONTinuous

Description	This command sets the automated FlexE - Path OAM error Mode: ON for Max Rate and OFF for Rate. At *RST condition, this value is set to OFF. Navigation Path: Results > Alarms/Errors > Injection > FlexE - POAM > Error > Mode
Syntax	:SOURce:DATA:TELecom:FETHernet:POAM:ERRor:AUTomated:CONTinuous <wsp><Mode>
Parameter(s)	**Mode**: The program data syntax for the first parameter is defined as a <BOOLEAN PROGRAM DATA> element. Sets the automated error Mode: ON: Max Rate OFF: Rate
Response Syntax	<Type>
Example(s)	SOUR:DATA:TEL:FETH:POAM:ERR:AUT:CONT ON SOUR:DATA:TEL:FETH:POAM:ERR:AUT:CONT? Returns: 1

:SOURce:DATA:TELecom:FETHernet:POAM:ERRor:AUTomated :CONTinuous?

Description	This query returns the automated FlexE - Path OAM error Mode: ON for Max Rate and OFF for Rate. At *RST condition, this value is set to OFF. Navigation Path: Results > Alarms/Errors > Injection > FlexE - POAM > Error > Mode
Syntax	:SOURce:DATA:TELecom:FETHernet:POAM:ERRor:AUTomated:CONTinuous?
Response Syntax	<Mode>
Response(s)	**Mode**: The response data syntax for the first parameter is defined as a <BOOLEAN RESPONSE DATA> element. Returns the automated error Mode: 1: Max Rate 0: Rate
Example(s)	SOUR:DATA:TEL:FETH:POAM:ERR:AUT:CONT ON SOUR:DATA:TEL:FETH:POAM::ERR:AUT:CONT? Returns: 1

:SOURce:DATA:TELecom:FETHernet:POAM:ERRor:AUTomated :RATE

Description

This command sets the automated FlexE - Path OAMerror Rate to be injected.

At *RST condition, this value is set to 1.0E-4.

Navigation Path: Results > Alarms/Errors > Injection > FlexE - POAM > Error > Rate > Rate

Syntax

:SOURce:DATA:TELecom:FETHernet:POAM:ERRor:AUTomated:RATE <wsp><Rate>

Parameter(s)

Rate:

The program data syntax for the first parameter is defined as a <DECIMAL NUMERIC PROGRAM DATA> element.

Sets the rate of error to be injected.

MAXimum: Biggest supported value

MINimum: Smallest supported value

DEFault: Default value

Response Syntax

<Mode>

Example(s)

SOUR:DATA:TEL:FETH:POAM:ERR:AUT:RATE MAX

SOUR:DATA:TEL:FETH:POAM:ERR:AUT:RATE?

Returns: 1.0E-2

:SOURce:DATA:TELecom:FETHernet:POAM:ERRor:AUTomated :RATE?

Description	This query returns the automated FlexE - Path OAM error Rate to be injected. At *RST condition, this value is set to 1.0E-4. Navigation Path: Results > Alarms/Errors > Injection > FlexE - POAM > Error > Rate > Rate
Syntax	:SOURce:DATA:TELecom:FETHernet:POAM:ERRor:AUTomated:RATE?[<wsp><Rate>]
Parameter(s)	**Rate**: The program data syntax for the first parameter is defined as a <CHARACTER PROGRAM DATA> element. This parameter is optional. If no token is specified, the current injection rate is returned. MAXimum: Biggest supported rate MINimum: Smallest supported rate DEFault: Default rate
Response Syntax	<Rate>
Response(s)	**Rate**: The response data syntax for the first parameter is defined as a <NR3 NUMERIC RESPONSE DATA> element. Returns the rate of error to be injected.
Example(s)	SOUR:DATA:TEL:FETH:POAM:ERR:AUT:RATE MAX SOUR:DATA:TEL:FETH:POAM:ERR:AUT:RATE? Returns: 1.0E-2

:SOURce:DATA:TELecom:FETHernet:POAM:ERRor:AUTomated:TYPE

Description	This command selects the automated FlexE - Path OAM error Defect to be injected. At *RST condition, this Defect type is set to BBIP8. Navigation Path: Results > Alarms/Errors > Injection > FlexE - POAM > Error > Rate/Max Rate >Defect
Syntax	:SOURce:DATA:TELecom:FETHernet:POAM:ERRor:AUTomated:TYPE <wsp><Type>
Parameter(s)	**Type**: The program data syntax for the first parameter is defined as a <CHARACTER PROGRAM DATA> element. Selects the error to be injected: CRC4: Cyclic Redundancy Check over 4 bits
Response Syntax	<Rate>
Example(s)	SOUR:DATA:TEL:FETH:POAM:ERR:AUT:TYPE CRC4 SOUR:DATA:TEL:FETH:POAM:ERR:AUT:TYPE? Returns: CRC4

:SOURce:DATA:TELecom:FETHernet:POAM:ERRor:AUTomated :TYPE?

Description	This query returns the automated FlexE - Path OAM error Defect to be injected. At *RST condition, this Defect type OHCRC. Navigation Path: Results > Alarms/Errors > Injection > FlexE - POAM > Error > Rate/Max Rate > Defect
Syntax	:SOURce:DATA:TELecom:FETHernet:POAM:ERRor:AUTomated:TYPE?
Response Syntax	<Type>
Response(s)	**Type**: The response data syntax for the first parameter is defined as a <CHARACTER RESPONSE DATA> element. Selects the error to be injected: CRC4: Cyclic Redundancy Check over 4 bits
Example(s)	SOUR:DATA:TEL:FETH:POAM:ERR:AUT:TYPE CRC4 SOUR:DATA:TEL:FETH:POAM:ERR:AUT:TYPE? Returns: CRC4

:SOURce:DATA:TELecom:FETHernet:POAM:ERRor:AUTomated?

Description

This query returns the enable/disable status of the Rate/Max Rate FlexE - Path OAM error injection.

At *RST condition, this value is set to OFF.

Navigation Path: Results > Alarms/Errors > Injection > FlexE - POAM > Error > Rate/Max Rate > Inject

Syntax

:SOURce:DATA:TELecom:FETHernet:POAM:ERRor:AUTomated?

Response Syntax

<Inject>

Response(s)

Inject:

The response data syntax for the first parameter is defined as a <BOOLEAN RESPONSE DATA> element.

Returns the enable/disable injection status:

1: Enabled

0: Disabled

Example(s)

SOUR:DATA:TEL:FETH:POAM:ERR:AUT ON

SOUR:DATA:TEL:FETH:POAM:ERR:AUT?

Returns: 1

:SOURce:DATA:TELecom:FETHernet:POAM:ERRor:MANual:AMOunt

Description

This command sets the manual FlexE - Path OAM error Amount to be injected.

At *RST condition, this value is set to 1.

Navigation Path: Results > Alarms/Errors > Injection > FlexE - POAM > Error > Manual > Amount

Syntax

:SOURce:DATA:TELecom:FETHernet:POAM:ERRor:MANual:AMOunt <wsp><Amount>

Parameter(s)

Amount:

The program data syntax for the first parameter is defined as a <DECIMAL NUMERIC PROGRAM DATA> element.

Sets the amount of error to be injected.

MAXimum: Biggest supported value

MINimum: Smallest supported value

DEFault: Default value

Response Syntax

<Inject>

Example(s)

SOUR:DATA:TEL:FETH:POAM:ERR:MAN:AMO 12

SOUR:DATA:TEL:FETH:POAM:ERR:MAN:AMO?

Returns: 12

SOUR:DATA:TEL:FETH:POAM:ERR:MAN:AMO MAX

SOUR:DATA:TEL:FETH:POAM:ERR:MAN:AMO?

Returns: 50

:SOURce:DATA:TELecom:FETHernet:POAM:ERRor:MANual:AMOunt?

Description

This query returns the manual FlexE - Path OAM error Amount to be injected.

At *RST condition, this value is set to 1.

Navigation Path: Results > Alarms/Errors > Injection > FlexE - POAM > Error > Manual > Amount

Syntax

:SOURce:DATA:TELecom:FETHernet:POAM:ERRor:MANual:AMOunt?[<wsp><Value>]

Parameter(s)

Value:

The program data syntax for the first parameter is defined as a <CHARACTER PROGRAM DATA> element.

This parameter is optional. If no token is specified, the current amount is returned.

MAXimum: Biggest supported value.

MINimum: Smallest supported value.

DEFault: Default value.

Response Syntax

<Amount>

Response(s)

Amount:

The response data syntax for the first parameter is defined as a <NR1 NUMERIC RESPONSE DATA> element.

Returns the amount of error to be injected.

Example(s)

SOUR:DATA:TEL:FETH:POAM:ERR:MAN:AMO 12

SOUR:DATA:TEL:FETH:POAM:ERR:MAN:AMO?

Returns: 12

SOUR:DATA:TEL:FETH:POAM:ERR:MAN:AMO MAX

SOUR:DATA:TEL:FETH:POAM:ERR:MAN:AMO?

Returns: 50

:SOURce:DATA:TELecom:FETHernet:POAM:ERRor:MANual:INJect

Description	This command enables/disables the manual FlexE - Path OAMerror injection. This command is an event and is not associated with an *RST condition or a query form. Navigation Path: Results > Alarms/Errors > Injection > FlexE - POAM > Error > Manual > Inject
Syntax	:SOURce:DATA:TELecom:FETHernet:POAM:ERRor:MANual:INJect
Response Syntax	<Amount>
Example(s)	SOUR:DATA:TEL:FETH:POAM:ERR:MAN:INJ

:SOURce:DATA:TELecom:FETHernet:POAM:ERRor:MANual:TYPE

Description	This command selects the manual FlexE - Path OAM error Defect to be injected. At *RST condition, this Defect type is set to BBIP8. Navigation Path: Results > Alarms/Errors > Injection > FlexE - POAM > Error > Manual >Defect
Syntax	:SOURce:DATA:TELecom:FETHernet:POAM:ERRor:MANual:TYPE <wsp><Type>
Parameter(s)	**Type**: The program data syntax for the first parameter is defined as a <CHARACTER PROGRAM DATA> element. Selects the error to be injected: CRC4: Cyclic Redundancy Check over 4 bits
Response Syntax	<Amount>
Example(s)	SOUR:DATA:TEL:FETH:POAM:ERR:MAN:TYPE BREI SOUR:DATA:TEL:FETH:POAM:ERR:MAN:TYPE? Returns: BREI

:SOURce:DATA:TELecom:FETHernet:POAM:ERRor:MANual:TYPE?

Description	This query returns the manual FlexE - Path OAM error Defect to be injected. At *RST condition, this Defect type is set to BBIP8. Navigation Path: Results > Alarms/Errors > Injection > FlexE - POAM > Error > Manual >Defect
Syntax	:SOURce:DATA:TELecom:FETHernet:POAM:ERRor:MANual:TYPE?
Response Syntax	<Type>
Response(s)	**Type**: The response data syntax for the first parameter is defined as a <CHARACTER RESPONSE DATA> element. Selects the error to be injected: CRC4: Cyclic Redundancy Check over 4 bits
Example(s)	SOUR:DATA:TEL:FETH:POAM:ERR:MAN:TYPE CRC4 SOUR:DATA:TEL:FETH:POAM:ERR:MAN:TYPE? Returns: BREI

:SOURce:DATA:TELecom:FIBer:ERRor:AUTomated

Description

This command enables/disables the Rate/Max Rate Fibre Channel error injection.

At *RST condition, this value is set to OFF.

Navigation Path: Results > Alarms/Errors > Injection > Fibre Channel > Error > Rate/Max Rate > Inject

Syntax

:SOURce:DATA:TELecom:FIBer:ERRor:AUTomated <wsp><Inject>

Parameter(s)

Inject:

The program data syntax for the first parameter is defined as a <CHARACTER PROGRAM DATA> element.

Starts/stops the automated Rate/Max Rate error Injection.

ON: Enables error injection.

OFF: Disables error injection.

Response Syntax

<Type>

Example(s)

SOUR:DATA:TEL:FIB:ERR:AUT ON

SOUR:DATA:TEL:FIB:ERR:AUT?

Returns: ON

See Also

SOURce:DATA:TELecom:CPRI:ERRor:AUTomated

:SOURce:DATA:TELecom:FIBer:ERRor:AUTomated:CONTinuous

Description	This command selects the automated Fibre Channel error Mode: ON for Max Rate and OFF for Rate. At *RST condition, this value is set to OFF. Navigation Path: Results > Alarms/Errors > Injection > Fibre Channel > Error > Mode
Syntax	:SOURce:DATA:TELecom:FIBer:ERRor:AUTomated:CONTinuous <wsp><Set>
Parameter(s)	**Set**: The program data syntax for the first parameter is defined as a <CHARACTER PROGRAM DATA> element. Sets the automated error Mode: ON: Max Rate OFF: Rate
Response Syntax	<Type>
Example(s)	SOUR:DATA:TEL:FIB:ERR:AUT:CONT ON SOUR:DATA:TEL:FIB:ERR:AUT:CONT? Returns: ON
See Also	SOURce:DATA:TELecom:CPRI:ERRor:AUTomated:CONTinuous

:SOURce:DATA:TELecom:FIBer:ERRor:AUTomated:CONTinuous?

Description	This query returns the automated Fibre Channel error Mode: ON for Max Rate and OFF for Rate. At *RST condition, this value is set to OFF. Navigation Path: Test > Fiber Channel > Results > Layer (Fibre Channel) > Type (Errors) > Mode (MaxRate)
Syntax	:SOURce:DATA:TELecom:FIBer:ERRor:AUTomated:CONTinuous?
Response Syntax	<Get>
Response(s)	**Get**: The response data syntax for the first parameter is defined as a <CHARACTER RESPONSE DATA> element. Returns the automated error Mode: 1: Max Rate 0: Rate
Example(s)	SOUR:DATA:TEL:FIB:ERR:AUT:CONT ON SOUR:DATA:TEL:FIB:ERR:AUT:CONT? Returns: ON
See Also	SOURce:DATA:TELecom:CPRI:ERRor:AUTomated:CONTinuous?

:SOURce:DATA:TELecom:FIBer:ERRor:AUTomated:RATE

Description	This command sets the automated Fibre Channel error Rate to be injected. At *RST condition, this value is set to 0.0001. Navigation Path: Results > Alarms/Errors > Injection > Fibre Channel > Error > Rate > Rate
Syntax	:SOURce:DATA:TELecom:FIBer:ERRor:AUTomated:RATE <wsp><Set>
Parameter(s)	**Set**: The program data syntax for the first parameter is defined as a <STRING PROGRAM DATA> element. Sets the rate of error to be injected.
Response Syntax	<Get>
Example(s)	SOUR:DATA:TEL:FIB:ERR:AUT:RATE 0.00065 SOUR:DATA:TEL:FIB:ERR:AUT:RATE? Returns: 0.00065
See Also	FETCh:DATA:TELecom:FIBer:ERRor:PHYSical:RATE

:SOURce:DATA:TELecom:FIBer:ERRor:AUTomated:RATE?

Description

This query returns the automated Fibre Channel error Rate to be injected.

At *RST condition, this value is set to 0.0001.

Navigation Path: Results > Alarms/Errors > Injection > Fibre Channel > Error > Rate > Rate

Syntax

:SOURce:DATA:TELecom:FIBer:ERRor:AUTomated:RATE?

Response Syntax

<Get>

Response(s)

Get:

The response data syntax for the first parameter is defined as a <NR2 NUMERIC RESPONSE DATA> element.

Returns the rate of error to be injected.

Example(s)

SOUR:DATA:TEL:FIB:ERR:AUT:RATE 0.00065

SOUR:DATA:TEL:FIB:ERR:AUT:RATE?

Returns: 0.00065

See Also

FETCh:DATA:TELecom:FIBer:ERRor:PHYSical:RATE?

:SOURce:DATA:TELecom:FIBer:ERRor:AUTomated:TYPE

Description

This command sets the automated Fibre Channel error Defect to be injected.

At *RST condition, this value is set to FCS.

Navigation Path: Results > Alarms/Errors > Injection > Fibre Channel > Error > Rate/Max Rate > Defect

Syntax

:SOURce:DATA:TELecom:FIBer:ERRor:AUTomated:TYPE <wsp><Type>

Parameter(s)

Type:

The program data syntax for the first parameter is defined as a <CHARACTER PROGRAM DATA> element.

Selects the error to be injected:

FCS

Response Syntax

<Get>

Example(s)

SOUR:DATA:TEL:FIB:ERR:AUT:TYPE FCS

SOUR:DATA:TEL:FIB:ERR:AUT:TYPE?

Returns: FCS

See Also

SOURce:DATA:TELecom:FIBer:ERRor:MANual:TYPE

:SOURce:DATA:TELecom:FIBer:ERRor:AUTomated:TYPE?

Description

This query returns the manual Fibre Channel error Defect to be injected.

At *RST condition, this value is set to FCS.

Navigation Path: Results > Alarms/Errors > Injection > Fibre Channel > Error > Manual > Defect

Syntax

:SOURce:DATA:TELecom:FIBer:ERRor:AUTomated:TYPE?

Response Syntax

<Get>

Response(s)

Get:

The response data syntax for the first parameter is defined as a <CHARACTER RESPONSE DATA> element.

Returns the error to be injected:

FCS

Example(s)

SOUR:DATA:TEL:FIB:ERR:AUT:TYPE FCS

SOUR:DATA:TEL:FIB:ERR:AUT:TYPE?

Returns: FCS

See Also

SOURce:DATA:TELecom:FIBer:ERRor:MANual:TYPE?

:SOURce:DATA:TELecom:FIBer:ERRor:AUTomated?

Description

This query returns the enable/disable status of the Rate/Max Rate Fibre Channel error injection.

At *RST condition, this value is set to OFF.

Navigation Path: Results > Alarms/Errors > Injection > Fibre Channel > Error > Rate/Max Rate > Inject

Syntax

:SOURce:DATA:TELecom:FIBer:ERRor:AUTomated?

Response Syntax

<Get>

Response(s)

Get:

The response data syntax for the first parameter is defined as a <CHARACTER RESPONSE DATA> element.

Returns the enable/disable injection status:

1: Enabled

0: Disabled

Example(s)

SOUR:DATA:TEL:FIB:ERR:AUT ON

SOUR:DATA:TEL:FIB:ERR:AUT?

Returns: ON

See Also

SOURce:DATA:TELecom:CPRI:ERRor:AUTomated?

:SOURce:DATA:TELecom:FIBer:ERRor:MANual:AMOunt

Description

This command sets the manual Fibre Channel error Amount to be injected.

At *RST condition, this value is set to 1.

Navigation Path: Results > Alarms/Errors > Injection > Fibre Channel > Error > Manual > Amount

Syntax

:SOURce:DATA:TELecom:FIBer:ERRor:MANual:AMOunt <wsp><Set>

Parameter(s)

Set:

The program data syntax for the first parameter is defined as a <STRING PROGRAM DATA> element.

Sets the amount of error to be injected.

Response Syntax

<Get>

Example(s)

SOUR:DATA:TEL:FIB:ERR:MAN:AMO 30

SOUR:DATA:TEL:FIB:ERR:MAN:AMO?

Returns: 30

See Also

SOURce:DATA:TELecom:CPRI:ERRor:MANual:AMOunt

:SOURce:DATA:TELecom:FIBer:ERRor:MANual:AMOunt?

Description

This query returns the manual Fibre Channel error Amount to be injected.

At *RST condition, this value is set to 1.

Navigation Path: Results > Alarms/Errors > Injection > Fibre Channel > Error > Manual > Amount

Syntax

:SOURce:DATA:TELecom:FIBer:ERRor:MANual:AMOunt?

Response Syntax

<Get>

Response(s)

Get:

The response data syntax for the first parameter is defined as a <NR1 NUMERIC RESPONSE DATA> element.

Returns the amount of error to be injected.

Example(s)

SOUR:DATA:TEL:FIB:ERR:MAN:AMO 25

SOUR:DATA:TEL:FIB:ERR:MAN:AMO?

Returns: 25

See Also

SOURce:DATA:TELecom:CPRI:ERRor:MANual:AMOunt?

:SOURce:DATA:TELecom:FIBer:ERRor:MANual:INJect

Description	This command enables/disables the manual Fibre Channel error injection. This command is an event and is not associated with an *RST condition or a query form. Navigation Path: Results > Alarms/Errors > Injection > Fibre Channel > Error > Manual > Inject
Syntax	:SOURce:DATA:TELecom:FIBer:ERRor:MANual:INJect
Response Syntax	<Get>
Example(s)	SOUR:DATA:TEL:FIB:ERR:MAN:INJ
See Also	SOURce:DATA:TELecom:ETHernet:ERRor:LRATe:INJect

:SOURce:DATA:TELecom:FIBer:ERRor:MANual:TYPE

Description

This command sets the manual Fibre Channel error Defect to be injected.

At *RST condition, this value is set to FCS.

Navigation Path: Results > Alarms/Errors > Injection > Fibre Channel > Error > Manual > Defect

Syntax

:SOURce:DATA:TELecom:FIBer:ERRor:MANual:TYPE <wsp><Type>

Parameter(s)

Type:

The program data syntax for the first parameter is defined as a <CHARACTER PROGRAM DATA> element.

Selects the error to be injected:

FCS

Response Syntax

<Get>

Example(s)

SOUR:DATA:TEL:FIB:ERR:MAN:TYPE FCS

SOUR:DATA:TEL:FIB:ERR:MAN:TYPE?

Returns: FCS

See Also

SOURce:DATA:TELecom:FIBer:ERRor:AUTomated:TYPE

:SOURce:DATA:TELecom:FIBer:ERRor:MANual:TYPE?

Description

This query returns the manual Fibre Channel error Defect to be injected.

At *RST condition, this value is set to FCS.

Navigation Path: Results > Alarms/Errors > Injection > Fibre Channel > Error > Manual > Defect

Syntax

:SOURce:DATA:TELecom:FIBer:ERRor:MANual:TYPE?

Response Syntax

<Get>

Response(s)

Get:

The response data syntax for the first parameter is defined as a <CHARACTER RESPONSE DATA> element.

Returns the error to be injected:

FCS

Example(s)

SOUR:DATA:TEL:FIB:ERR:MAN:TYPE FCS

SOUR:DATA:TEL:FIB:ERR:MAN:TYPE?

Returns: FCS

See Also

SOURce:DATA:TELecom:FIBer:ERRor:AUTomated:TYPE?

:SOURce:DATA:TELecom:FIBer:ERRor:RSFec:AUTomated

Description

This command enables/disables the Rate/Max Rate RS-FEC error injection.

At *RST condition, this value is set to OFF.

Navigation Path: Results > Alarms/Errors > Injection > RS-FEC > Error > Rate/Max Rate > Inject

Syntax

:SOURce:DATA:TELecom:FIBer:ERRor:RSFec:AUTomated <wsp><Inject>

Parameter(s)

Inject:

The program data syntax for the first parameter is defined as a <BOOLEAN PROGRAM DATA> element.

Starts/stops the automated Rate/Max Rate error Injection.

ON: Enables error injection.

OFF: Disables error injection.

Response Syntax

<Get>

Example(s)

SOUR:DATA:TEL:FIB:ERR:RSF:AUT ON

SOUR:DATA:TEL:FIB:ERR:RSF:AUT?

Returns: 1

See Also

SOURce:DATA:TELecom:FIBer:ERRor:AUTomated

:SOURce:DATA:TELecom:FIBer:ERRor:RSFec:AUTomated:CONTinuous

Description	This command selects the automated RE-FEC error Mode: ON for Max Rate and OFF for Rate. At *RST condition, this value is set to OFF. Navigation Path: Results > Alarms/Errors > Injection > RS-FEC > Error > Mode
Syntax	:SOURce:DATA:TELecom:FIBer:ERRor:RSFec:AUTomated:CONTinuous <wsp><Set>
Parameter(s)	**Set**: The program data syntax for the first parameter is defined as a <BOOLEAN PROGRAM DATA> element. Sets the automated error Mode: ON for Max Rate and OFF for Rate. ON: Enabled OFF: Disabled
Response Syntax	<Get>
Example(s)	SOUR:DATA:TEL:FIB:ERR:RSF:AUT:CONT ON SOUR:DATA:TEL:FIB:ERR:RSF:AUT:CONT? Returns: 1
See Also	SOURce:DATA:TELecom:FIB:ERRor:AUTomated:CONTinuous

:SOURce:DATA:TELecom:FIBer:ERRor:RSFec:AUTomated:CONTinuous?

Description	This query returns the automated RS-FEC error Mode: ON for Max Rate and OFF for Rate. At *RST condition, this value is set to OFF. Navigation Path: Results > Alarms/Errors > Injection > RS-FEC > Error > Mode
Syntax	:SOURce:DATA:TELecom:FIBer:ERRor:RSFec:AUTomated:CONTinuous?
Response Syntax	<GET>
Response(s)	**GET**: The response data syntax for the first parameter is defined as a <BOOLEAN RESPONSE DATA> element. Returns the automated error Mode: ON for Max Rate and OFF for Rate. 1, Continuous RS-FEC error is enabled. 0, Continuous RS-FEC error is disabled.
Example(s)	SOUR:DATA:TEL:FIB:ERR:RSF:AUT:CONT ON SOUR:DATA:TEL:FIB:ERR:RSF:AUT:CONT? Returns: 1
See Also	SOURce:DATA:TELecom:FIBer:ERRor:AUTomated:CONTinuous?

:SOURce:DATA:TELecom:FIBer:ERRor:RSFec:AUTomated:RATE

Description

This command sets the automated RS-FEC error Rate to be injected.

At *RST condition, this value is device dependent.

Navigation Path: Results > Alarms/Errors > Injection > RS-FEC > Error > Rate > Rate

Syntax

:SOURce:DATA:TELecom:FIBer:ERRor:RSFec:AUTomated:RATE <wsp><Rate>

Parameter(s)

Rate:

The program data syntax for the first parameter is defined as a <DECIMAL NUMERIC PROGRAM DATA> element.

Sets the rate of error to be injected. Choices are 1.0E-09 to 1.0E-02.

MAXimum, sets error rate to maximum.

MINimum, sets error rate to minimum.

Response Syntax

<GET>

Example(s)

SOUR:DATA:TEL:FIB:ERR:RSF:AUT:TYPE FCCW

SOUR:DATA:TEL:FIB:ERR:RSF:AUT:RATE 1.0E-09

SOUR:DATA:TEL:FIB:ERR:RSF:AUT:RATE?

Returns: 1.0E-09

See Also

SOURce:DATA:TELecom:OTN:ERRor:FEC:AUTomated:RATE

SOURce:DATA:TELecom:OTN:ERRor:FEC:AUTomated:RATE?

:SOURce:DATA:TELecom:FIBer:ERRor:RSFec:AUTomated:RATE?

Description

This query returns the automated RS-FEC error Rate to be injected.

At *RST condition, this value is device dependent.

Navigation Path: Results > Alarms/Errors > Injection > RS-FEC > Error > Rate > Rate

Syntax

:SOURce:DATA:TELecom:FIBer:ERRor:RSFec:AUTomated:RATE?[<wsp><Rate>]

Parameter(s)

Rate:

The program data syntax for the first parameter is defined as a <CHARACTER PROGRAM DATA> element.

This parameter is optional. If no token is specified, the current injection rate is returned.

MAXimum: Biggest supported value

MINimum: Smallest supported value

Response Syntax

<Rate>

Response(s)

Rate:

The response data syntax for the first parameter is defined as a <NR3 NUMERIC RESPONSE DATA> element.

Returns the rate of error to be injected.

Example(s)

SOUR:DATA:TEL:FIB:ERR:RSF:AUT:TYPE FCCW

SOUR:DATA:TEL:FIB:ERR:RSF:AUT:RATE 1.0E-09

SOUR:DATA:TEL:FIB:ERR:RSF:AUT:RATE?

Returns: 1.0E-09

See Also

SOURce:DATA:TELecom:OTN:ERRor:FEC:AUTomated:RATE

SOURce:DATA:TELecom:OTN:ERRor:FEC:AUTomated:RATE?

:SOURce:DATA:TELecom:FIBer:ERRor:RSFec:AUTomated:TYPE

Description

This command sets the automated RS-FEC error Defect to be injected.

At *RST condition, this value is set to FCCW.

Navigation Path: Results > Alarms/Errors > Injection > RS-FEC > Error > Rate/Max Rate > Defect

Syntax

:SOURce:DATA:TELecom:FIBer:ERRor:RSFec:AUTomated:TYPE <wsp><Type>

Parameter(s)

Type:

The program data syntax for the first parameter is defined as a <CHARACTER PROGRAM DATA> element.

Selects the error to be injected:

FUCW: FEC-UNCOR-CW

FCCW: FEC-COR-CW

FSERR: FEC-SYMB

Response Syntax

<Rate>

Example(s)

SOUR:DATA:TEL:FIB:ERR:RSF:AUT:TYPE FUCW

SOUR:DATA:TEL:FIB:ERR:RSF:AUT:TYPE?

Returns: FUCW

See Also

SOURce:DATA:TELecom:FIBer:ERRor:RSFec:MANual:TYPE

:SOURce:DATA:TELecom:FIBer:ERRor:RSFec:AUTomated:TYPE?

Description	This query returns the manual RS-FEC error Defect to be injected. At *RST condition, this value is set to FCCW. Navigation Path: Results > Alarms/Errors > Injection > RS-FEC > Error > Manual > Defect
Syntax	:SOURce:DATA:TELecom:FIBer:ERRor:RSFec:AUTomated:TYPE?
Response Syntax	<Get>
Response(s)	**Get**: The response data syntax for the first parameter is defined as a <CHARACTER RESPONSE DATA> element. Returns the error to be injected: FUCW: FEC-UNCOR-CW FCCW: FEC-COR-CW FSERR: FEC-SYMB
Example(s)	SOUR:DATA:TEL:FIB:ERR:RSF:AUT:TYPE FUCW SOUR:DATA:TEL:FIB:ERR:RSF:AUT:TYPE? Returns: FUCW
See Also	SOURce:DATA:TELecom:FIBer:ERRor:RSFec:MANual:TYPE?

:SOURce:DATA:TELecom:FIBer:ERRor:RSFec:AUTomated?

Description

This query returns the enable/disable status of the Rate/Max Rate RS-FEC error injection.

At *RST condition, this value is set to OFF.

Navigation Path: Results > Alarms/Errors > Injection > RS-FEC > Error > Rate/Max Rate > Inject

Syntax

:SOURce:DATA:TELecom:FIBer:ERRor:RSFec:AUTomated?

Response Syntax

<Get>

Response(s)

Get:

The response data syntax for the first parameter is defined as a <BOOLEAN RESPONSE DATA> element.

Returns the enable/disable injection status.

1, automated RS-FEC is enabled.

0, automated RS-FEC is disabled.

Example(s)

SOUR:DATA:TEL:FIB:ERR:RSF:AUT ON

SOUR:DATA:TEL:FIB:ERR:RSF:AUT?

Returns: 1

See Also

SOURce:DATA:TELecom:FIBer:ERRor:AUTomated?

:SOURce:DATA:TELecom:FIBer:ERRor:RSFec:MANual:AMOunt

Description

This command sets the manual RS-FEC error Amount to be injected.

At *RST condition, this value is set to 1.

Navigation Path: Results > Alarms/Errors > Injection > RS-FEC > Error > Manual > Amount

Syntax

:SOURce:DATA:TELecom:FIBer:ERRor:RSFec:MANual:AMOunt <wsp><Amount>

Parameter(s)

Amount:

The program data syntax for the first parameter is defined as a <DECIMAL NUMERIC PROGRAM DATA> element.

Sets the amount of error to be injected. Choices are 1 to 50.

MAXimum: The maximum value.

MINimum: The minimum value.

DEFault: The default value.

Response Syntax

<Get>

Example(s)

SOUR:DATA:TEL:FIB:ERR:RSF:MAN:TYPE FCCW

SOUR:DATA:TEL:FIB:ERR:RSF:MAN:AMO 15

SOUR:DATA:TEL:FIB:ERR:RSF:MAN:AMO?

Return 15

See Also

SOURce:DATA:TELecom:OTN:ERRor:FEC:AMOunt

SOURce:DATA:TELecom:OTN:ERRor:FEC:AMOunt?

:SOURce:DATA:TELecom:FIBer:ERRor:RSFec:MANual:AMOunt?

Description

This query returns the manual RS-FEC error Amount to be injected.

At *RST condition, this value is set to 1.

Navigation Path: Results > Alarms/Errors > Injection > RS-FEC > Error > Manual > Amount

Syntax

:SOURce:DATA:TELecom:FIBer:ERRor:RSFec:MANual:AMOunt?[<wsp><Amount>]

Parameter(s)

Amount:

The program data syntax for the first parameter is defined as a <CHARACTER PROGRAM DATA> element.

This parameter is optional. If no token is specified, the current amount is returned.

MAXimum: Biggest supported value.

MINimum: Smallest supported value.

DEFault: Default value.

Response Syntax

<Amount>

Response(s)

Amount:

The response data syntax for the first parameter is defined as a <NR1 NUMERIC RESPONSE DATA> element.

Returns the amount of Forward Error Correction (FEC) error.

Example(s)

SOUR:DATA:TEL:FIB:ERR:RSF:MAN:TYPE FCCW

SOUR:DATA:TEL:FIB:ERR:RSF:MAN:AMO 15

SOUR:DATA:TEL:FIB:ERR:RSF:MAN:AMO?

Returns: 15

See Also

SOURce:DATA:TELecom:OTN:ERRor:FEC:AMOunt

SOURce:DATA:TELecom:OTN:ERRor:FEC:AMOunt?

:SOURce:DATA:TELecom:FIBer:ERRor:RSFec:MANual:INJect

Description	This command enables/disables the manual RS-FEC error injection. This command is an event and is not associated with an *RST condition or a query form. Navigation Path: Results > Alarms/Errors > Injection > RS-FEC > Error > Manual > Inject
Syntax	:SOURce:DATA:TELecom:FIBer:ERRor:RSFec:MANual:INJect
Response Syntax	<Amount>
Example(s)	SOUR:DATA:TEL:FIB:ERR:RSF:MAN:INJ
See Also	SOURce:DATA:TELecom:FIBer:ERRor:MANual:INJect

:SOURce:DATA:TELecom:FIBer:ERRor:RSFec:MANual:TYPE

Description

This command sets the manual RS-FEC error Defect to be injected.

At *RST condition, this value is set to FCCW.

Navigation Path: Results > Alarms/Errors > Injection > RS-FEC > Error > Manual > Defect

Syntax

:SOURce:DATA:TELecom:FIBer:ERRor:RSFec:MANual:TYPE <wsp><Type>

Parameter(s)

Type:

The program data syntax for the first parameter is defined as a <CHARACTER PROGRAM DATA> element.

Selects the error to be injected:

FUCW: FEC-UNCOR-CW

FCCW: FEC-COR-CW

FSERR: FEC-SYMB

Response Syntax

<Amount>

Example(s)

SOUR:DATA:TEL:FIB:ERR:RSF:MAN:TYPE FUCW

SOUR:DATA:TEL:FIB:ERR:RSF:MAN:TYPE?

Returns: FUCW

See Also

SOURce:DATA:TELecom:FIBer:ERRor:RSFec:AUTomated:TYPE

:SOURce:DATA:TELecom:FIBer:ERRor:RSFec:MANual:TYPE?

Description	This query returns the manual RS-FEC error Defect to be injected. At *RST condition, this value is set to FCCW. Navigation Path: Results > Alarms/Errors > Injection > RS-FEC > Error > Manual > Defect
Syntax	:SOURce:DATA:TELecom:FIBer:ERRor:RSFec:MANual:TYPE?
Response Syntax	<GET>
Response(s)	**GET**: The response data syntax for the first parameter is defined as a <CHARACTER RESPONSE DATA> element. Returns the error to be injected: FUCW: FEC-UNCOR-CW FCCW: FEC-COR-CW FSERR: FEC-SYMB
Example(s)	SOUR:DATA:TEL:FIB:RSF:ERR:MAN:TYPE FUCW SOUR:DATA:TEL:FIB:RSF:ERR:MAN:TYPE? Returns: FUCW
See Also	SOURce:DATA:TELecom:FIBer:ERRor:RSFec:AUTomated:TYPE?

:SOURce:DATA:TELecom:FOTN:FEC:ALANes

Description	This command enables/disables the selection of all lanes for FEC alarms/errors injection purposes for FlexO BERT. At *RST condition, this value is set to OFF. Navigation Path: Results > Alarms/Errors > Inject > Layer (FEC) > All Lanes
Syntax	:SOURce:DATA:TELecom:FOTN:FEC:ALANes <wsp><Set>
Parameter(s)	**Set**: The program data syntax for the first parameter is defined as a <BOOLEAN PROGRAM DATA> element. Enables/disables the selection of all lanes. ON: Selects all lanes OFF: Unselects all lanes
Response Syntax	<GET>
Example(s)	SOUR:DATA:TEL:FOTN:FEC:ALAN ON
See Also	SOURce:DATA:TELecom:FOTN:FEC:LANE

:SOURce:DATA:TELecom:FOTN:FEC:ALANes?

Description	This query returns the enable/disable selection status of all lanes for FEC alarms/errors injection purposes for FlexO BERT. At *RST condition, this value is set to OFF. Navigation Path: Results > Alarms/Errors > Inject > Layer (FEC) > All Lanes
Syntax	:SOURce:DATA:TELecom:FOTN:FEC:ALANes?
Response Syntax	<Set>
Response(s)	**Set**: The response data syntax for the first parameter is defined as a <BOOLEAN RESPONSE DATA> element. Returns the enable/disable selection status of all lanes. 1: All lanes are enabled. 0: None or not all lanes are enabled.
Example(s)	SOUR:DATA:TEL:FOTN:FEC:ALAN?
See Also	SOURce:DATA:TELecom:FOTN:FEC:LANE?

:SOURce:DATA:TELecom:FOTN:FEC:ERRor:AMOunt

Description

This command sets the manual FEC error Amount to be injected for FlexO BERT.

At *RST condition, this value is set to 1.

Navigation Path: Results > Alarms/Errors > Injection > FEC > Error > Manual > Amount

Syntax

:SOURce:DATA:TELecom:FOTN:FEC:ERRor:AMOunt <wsp><Amount>

Parameter(s)

Amount:

The program data syntax for the first parameter is defined as a <DECIMAL NUMERIC PROGRAM DATA> element.

Sets the amount of error to be injected. Choices are 1 through 50.

MAXimum: Biggest supported value.

MINimum: Smallest supported value.

DEFault: Default value.

Response Syntax

<Set>

Example(s)

SOUR:DATA:TEL:FOTN:FEC:ERR:AMO 1

See Also

SOURce:DATA:TELecom:FOTN:FEC:ERRor:AUTomated

:SOURce:DATA:TELecom:FOTN:FEC:ERRor:AMOunt?

Description

This query returns the manual FEC error Amount to be injected for FlexO BERT.

At *RST condition, this value is set to 1.

Navigation Path: Results > Alarms/Errors > Injection > FEC > Error > Manual > Amount

Syntax

:SOURce:DATA:TELecom:FOTN:FEC:ERRor:AMOunt?[<wsp><Value>]

Parameter(s)

Value:

The program data syntax for the first parameter is defined as a <CHARACTER PROGRAM DATA> element.

This parameter is optional. If no token is specified, the current amount is returned.

MAXimum: Biggest supported value.

MINimum: Smallest supported value.

DEFault: Default value.

Response Syntax

<Amount>

Response(s)

Amount:

The response data syntax for the first parameter is defined as a <NR1 NUMERIC RESPONSE DATA> element.

Returns the amount of error to be injected.

Example(s)

SOUR:DATA:TEL:FOTN:FEC:ERR:AMO?

See Also

SOURce:DATA:TELecom:FOTN:FEC:ERRor:AUTomated?

:SOURce:DATA:TELecom:FOTN:FEC:ERRor:AUTomated

Description

This command enables/disables the Rate/Max Rate FEC error injection for FlexO BERT.

At *RST condition, this value is set to OFF.

Navigation Path: Results > Alarms/Errors > Injection > FEC > Error > Rate/Max Rate > Inject

Syntax

:SOURce:DATA:TELecom:FOTN:FEC:ERRor:AUTomated <wsp><Set>

Parameter(s)

Set:

The program data syntax for the first parameter is defined as a <BOOLEAN PROGRAM DATA> element.

Starts/stops the automated Rate/Max Rate error Injection.

ON: Enables error generation.

OFF: Disables error generation.

Response Syntax

<Amount>

Example(s)

SOUR:DATA:TEL:FOTN:FEC:ERR:AUT ON

See Also

SOURce:DATA:TELecom:FOTN:FEC:ERRor:AMOunt

:SOURce:DATA:TELecom:FOTN:FEC:ERRor:AUTomated:CONTinuous

Description	This command sets the automated FEC error Mode: ON for Max Rate and OFF for Rate for FlexO BERT. At *RST condition, this value is set to OFF. Navigation Path: Results > Alarms/Errors > Injection > FEC > Error > Mode
Syntax	:SOURce:DATA:TELecom:FOTN:FEC:ERRor:AUTomated:CONTinuous <wsp><Set>
Parameter(s)	**Set**: The program data syntax for the first parameter is defined as a <BOOLEAN PROGRAM DATA> element. Sets the automated error Mode: ON: Max Rate OFF: Rate
Response Syntax	<Amount>
Example(s)	SOUR:DATA:TEL:FOTN:FEC:ERR:AUT:CONT ON
See Also	SOURce:DATA:TELecom:FOTN:FEC:ERRor:AUTomated

:SOURce:DATA:TELecom:FOTN:FEC:ERRor:AUTomated:CONTinuous?

Description	This query returns the automated FEC error Mode: ON for Max Rate and OFF for Rate for FlexO BERT. At *RST condition, this value is set to OFF. Navigation Path: Results > Alarms/Errors > Injection > FEC > Error > Mode
Syntax	:SOURce:DATA:TELecom:FOTN:FEC:ERRor:AUTomated:CONTinuous?
Response Syntax	<Set>
Response(s)	**Set**: The response data syntax for the first parameter is defined as a <BOOLEAN RESPONSE DATA> element. Returns the automated error Mode: 1: Max Rate 0: Rate
Example(s)	SOUR:DATA:TEL:FOTN:FEC:ERR:AUT:CONT?
See Also	SOURce:DATA:TELecom:FOTN:FEC:ERRor:AUTomated?

:SOURce:DATA:TELecom:FOTN:FEC:ERRor:AUTomated:RATE

Description

This command sets the automated FEC error Rate to be injected for FlexO BERT.

At *RST condition, this value is set to device-dependent.

Navigation Path: Results > Alarms/Errors > Injection > FEC > Error > Rate > Rate

Syntax

:SOURce:DATA:TELecom:FOTN:FEC:ERRor:AUTomated:RATE <wsp><Rate>

Parameter(s)

Rate:

The program data syntax for the first parameter is defined as a <DECIMAL NUMERIC PROGRAM DATA> element.

Sets the rate of error to be injected.

MAXimum: Biggest supported value

MINimum: Smallest supported value

DEFault: Default value.

Response Syntax

<Set>

Example(s)

SOUR:DATA:TEL:FOTN:FEC:ERR:AUT:RATE 1.0E-09

See Also

SOURce:DATA:TELecom:FOTN:FEC:ERRor:AMOunt

:SOURce:DATA:TELecom:FOTN:FEC:ERRor:AUTomated:RATE?

Description

This query returns the automated FEC error Rate to be injected for FlexO BERT.

At *RST condition, this value is set to device-dependent.

Navigation Path: Results > Alarms/Errors > Injection > FEC > Error > Rate > Rate

Syntax

:SOURce:DATA:TELecom:FOTN:FEC:ERRor:AUTomated:RATE?[<wsp><Value>]

Parameter(s)

Value:

The program data syntax for the first parameter is defined as a <CHARACTER PROGRAM DATA> element.

This parameter is optional. If no token is specified, the current injection rate is returned.

MAXimum: Biggest supported value

MINimum: Smallest supported value

DEFault: Default value.

Response Syntax

<Rate>

Response(s)

Rate:

The response data syntax for the first parameter is defined as a <NR3 NUMERIC RESPONSE DATA> element.

Returns the rate of error to be injected.

Example(s)

SOUR:DATA:TEL:FOTN:FEC:ERR:AUT:RATE?

See Also

SOURce:DATA:TELecom:FOTN:FEC:ERRor:AMOunt

:SOURce:DATA:TELecom:FOTN:FEC:ERRor:AUTomated:TYPE

Description

This command selects the automated FEC error Defect to be injected for FlexO BERT.

At *RST condition, this value is set to FCSYmb.

Navigation Path: Results > Alarms/Errors > Injection > FEC > Error > Rate/Max Rate > Defect

Syntax

:SOURce:DATA:TELecom:FOTN:FEC:ERRor:AUTomated:TYPE <wsp><Error>

Parameter(s)

Error:

The program data syntax for the first parameter is defined as a <CHARACTER PROGRAM DATA> element.

Selects the error to be injected:

FCSYmb: FEC correctable symbol error

FCCW: FEC correctable code word error

FUCW: FEC uncorrectable code word error

Response Syntax

<Rate>

Example(s)

SOUR:DATA:TEL:FOTN:FEC:ERR:AUT:TYPE FCSY

See Also

SOURce:DATA:TELecom:FOTN:FEC:ERRor:MANual:TYPE

:SOURce:DATA:TELecom:FOTN:FEC:ERRor:AUTomated:TYPE?

Description

This query returns the automated FEC error Defect to be injected for FlexO BERT.

At *RST condition, this value is set to FAS.

Navigation Path: Results > Alarms/Errors > Injection > FEC > Error > Rate/Max Rate > Defect

Syntax

:SOURce:DATA:TELecom:FOTN:FEC:ERRor:AUTomated:TYPE?

Response Syntax

<Error>

Response(s)

Error:

The response data syntax for the first parameter is defined as a <CHARACTER RESPONSE DATA> element.

Returns the error to be injected:

FCSYmb: FEC correctable symbol error

FCCW: FEC correctable code word error

FUCW: FEC uncorrectable code word error

Example(s)

SOUR:DATA:TEL:FOTN:FEC:ERR:AUT:TYPE?

See Also

SOURce:DATA:TELecom:FOTN:FEC:ERRor:MANual:TYPE?

:SOURce:DATA:TELecom:FOTN:FEC:ERRor:AUTomated?

Description	This query returns the enable/disable status of the Rate/Max Rate FEC error injection for FlexO BERT. At *RST condition, this value is set to OFF. Navigation Path: Results > Alarms/Errors > Injection > FEC > Error > Rate/Max Rate > Inject
Syntax	:SOURce:DATA:TELecom:FOTN:FEC:ERRor:AUTomated?
Response Syntax	<Set>
Response(s)	**Set**: The response data syntax for the first parameter is defined as a <BOOLEAN RESPONSE DATA> element. Returns the enable/disable injection status: 1: Enabled 0: Disabled
Example(s)	SOUR:DATA:TEL:FOTN:FEC:ERR:AUT?
See Also	SOURce:DATA:TELecom:FOTN:FEC:ERRor:AUTomated:CONTinuous?

:SOURce:DATA:TELecom:FOTN:FEC:ERRor:INJect

Description	This command triggers the manual FEC error injection for FlexO BERT. This command is an event and is not associated with an *RST condition or a query form. Navigation Path: Results > Alarms/Errors > Injection > FEC > Error > Manual > Inject
Syntax	:SOURce:DATA:TELecom:FOTN:FEC:ERRor:INJect
Response Syntax	<Set>
Example(s)	SOUR:DATA:TEL:FOTN:FEC:ERR:INJ
See Also	SOURce:DATA:TELecom:FOTN:FEC:ERRor:AUTomated

:SOURce:DATA:TELecom:FOTN:FEC:ERRor:MANual:TYPE

Description	This command selects the manual FEC error Defect to be injected for FlexO BERT. At *RST condition, this value is set to FCSYmb error. Navigation Path: Results > Alarms/Errors > Injection >FEC > Error > Manual > Defect
Syntax	:SOURce:DATA:TELecom:FOTN:FEC:ERRor:MANual:TYPE <wsp><Error>
Parameter(s)	**Error**: The program data syntax for the first parameter is defined as a <CHARACTER PROGRAM DATA> element. Selects the error to be injected: FCSYmb: FEC correctable symbol error FCCW: FEC correctable code word error FUCW: FEC uncorrectable code word error
Response Syntax	<Set>
Example(s)	SOUR:DATA:TEL:FOTN:FEC:ERR:MAN:TYPE FCSY
See Also	SOURce:DATA:TELecom:FOTN:FEC:ERRor:AUTomated:TYPE

:SOURce:DATA:TELecom:FOTN:FEC:ERRor:MANual:TYPE?

Description

This query returns the manual FEC error Defect to be injected for FlexO BERT.

At *RST condition, this value is set to FCSYmb error.

Navigation Path: Results > Alarms/Errors > Injection > FEC > Error > Manual > Defect

Syntax

:SOURce:DATA:TELecom:FOTN:FEC:ERRor:MANual:TYPE?

Response Syntax

<Error>

Response(s)

Error:

The response data syntax for the first parameter is defined as a <CHARACTER RESPONSE DATA> element.

Returns the error to be injected:

FCSYmb: FEC correctable symbol error

FCCW: FEC correctable code word error

FUCW: FEC uncorrectable code word error

:SOURce:DATA:TELecom:FOTN:FEC:LANE

Description

This command enables/disables the selection of a lane for FEC alarms/errors injection purposes for FlexO BERT.

At *RST condition, this value is set to OFF.

Navigation Path: Results > Alarms/Errors > Inject > Layer (FEC) > Lane

Syntax

:SOURce:DATA:TELecom:FOTN:FEC:LANE <wsp><Lane>, <Set>

Parameter(s)

Lane:

The program data syntax for the first parameter is defined as a <DECIMAL NUMERIC PROGRAM DATA> element.

Selects a lane number.

Set:

The program data syntax for the second parameter is defined as a <BOOLEAN PROGRAM DATA> element.

Sets the OTL per lane status.

ON: Enables the lane.

OFF: Disables the lane.

Response Syntax

<Error>

Example(s)

SOUR:DATA:TEL:FOTN:FEC:LANE 1, ON

See Also

SOURce:DATA:TELecom:FOTN:FEC:ALANes

:SOURce:DATA:TELecom:FOTN:FEC:LANE?

Description

This query returns the enable/disable selection status of a lane for FEC alarms/errors injection purposes for FlexO BERT.

At *RST condition, this value is set to OFF.

Navigation Path: Results > Alarms/Errors > Inject > Layer (FEC) > Lane

Syntax

:SOURce:DATA:TELecom:FOTN:FEC:LANE? <wsp><Lane>

Parameter(s)

Lane:

The program data syntax for the first parameter is defined as a <DECIMAL NUMERIC PROGRAM DATA> element.

Selects a lane number.

Response Syntax

<Set>

Response(s)

Set:

The response data syntax for the first parameter is defined as a <BOOLEAN RESPONSE DATA> element.

Returns the selection status of a lane.

1: The lane is enabled.

0: The lane is disabled.

Example(s)

SOUR:DATA:TEL:FOTN:FEC:LANE? 1

See Also

SOURce:DATA:TELecom:FOTN:FEC:ALANes?

:SOURce:DATA:TELecom:FOTN:FLXO:ALARm

Description

This command enables/disables the continuous FlexO alarm injection for FlexO BERT.

At *RST condition, this value is set to OFF.

Navigation Path: Results > Alarms/Errors > FlexO > Alarm > Continuous > Inject

Syntax

:SOURce:DATA:TELecom:FOTN:FLXO:ALARm <wsp><Inject>

Parameter(s)

Inject:

The program data syntax for the first parameter is defined as a <BOOLEAN PROGRAM DATA> element.

Starts/stops the continuous alarm Injection.

ON: Enables alarm generation.

OFF: Disables alarm generation.

Response Syntax

<Set>

Example(s)

SOUR:DATA:TEL:FOTN:FLXO:ALAR ON

See Also

SOURce:DATA:TELecom:FOTN:FLXO:‚ÄãALARm:TYPE

:SOURce:DATA:TELecom:FOTN:FLXO:ALARm:TYPE

Description

This command selects the continuous FlexO alarm to be injected for FlexO BERT.

At *RST condition, this value is set to LOM.

Navigation Path: Results > Alarms/Errors > Injection > FlexO > Alarm > Continuous > Defect

Syntax

:SOURce:DATA:TELecom:FOTN:FLXO:ALARm:TYPE <wsp><Alarm>

Parameter(s)

Alarm:

The program data syntax for the first parameter is defined as a <CHARACTER PROGRAM DATA> element.

Selects the alarm to be injected:

GIDM: GroupIDMismatch

IIDM: InstanceIDMismatch

LOM: LossOfMultiframe

MAPM: MAPMismatch

OOM: OutOfMultiframe

RPF: RemotePhyFault

Response Syntax

<Set>

Example(s)

SOUR:DATA:TEL:FOTN:FLXO:ALAR:TYPE GIDM

See Also

SOURce:DATA:TELecom:FOTN:FLXO:ALARm

:SOURce:DATA:TELecom:FOTN:FLXO:ALARm:TYPE?

Description	This command selects the continuous FlexO alarm Defect to be injected for FlexO BERT. At *RST condition, this value is set to LOM. Navigation Path: Results > Alarms/Errors > Injection > FlexO > Alarm > Continuous > Defect
Syntax	:SOURce:DATA:TELecom:FOTN:FLXO:ALARm:TYPE?
Response Syntax	<Alarm>
Response(s)	**Alarm**: The response data syntax for the first parameter is defined as a <CHARACTER RESPONSE DATA> element. Selects the alarm to be injected: GIDM: GroupIDMismatch IIDM: InstanceIDMismatch LOM: LossOfMultiframe MAPM: MAPMismatch OOM: OutOfMultiframe RPF: RemotePhyFault
Example(s)	SOUR:DATA:TEL:FOTN:FLXO:ALAR:TYPE LOM
See Also	SOURce:DATA:TELecom:FOTN:FLXO:ALARm?

:SOURce:DATA:TELecom:FOTN:FLXO:ALARm?

Description	This query return the enable/disable status of the continuous FlexO alarm injection for FlexO BERT. At *RST condition, this value is set to OFF. Navigation Path: Results > Alarms/Errors > FlexO > Alarm > Continuous > Inject
Syntax	:SOURce:DATA:TELecom:FOTN:FLXO:ALARm?
Response Syntax	<Inject>
Response(s)	**Inject**: The response data syntax for the first parameter is defined as a <BOOLEAN RESPONSE DATA> element. Starts/stops the continuous alarm Injection. ON: Enables alarm generation. OFF: Disables alarm generation.
Example(s)	SOUR:DATA:TEL:FOTN:FLXO:ALAR ON
See Also	SOURce:DATA:TELecom:FOTN:FLXO:‚ÄãALARm:TYPE?

:SOURce:DATA:TELecom:FOTN:FLXO:ERRor:AUTomated

Description

This command enables/disables the Rate/Max Rate FlexO error injection for FlexO BERT.

At *RST condition, this value is set to OFF.

Navigation Path: Results > Alarms/Errors > Injection > FlexO > Error > Rate/Max Rate > Inject

Syntax

:SOURce:DATA:TELecom:FOTN:FLXO:ERRor:AUTomated <wsp><Set>

Parameter(s)

Set:

The program data syntax for the first parameter is defined as a <BOOLEAN PROGRAM DATA> element.

Starts/stops the automated Rate/Max Rate error injection.

ON: Enables error generation.

OFF: Disables error generation.

Response Syntax

<Inject>

Example(s)

SOUR:DATA:TEL:FOTN:FOIC:FLXO:ERR:AUT ON

See Also

SOURce:DATA:TELecom:FOTN:FLXO:ERRor:AUTomated:CONTinuous

SOURce:DATA:TELecom:FOTN:FLXO:ERRor:AUTomated:RATE

SOURce:DATA:TELecom:FOTN:FLXO:ERRor:AUTomated:TYPE

:SOURce:DATA:TELecom:FOTN:FLXO:ERRor:AUTomated:CONTinuous

Description	This command sets the automated FlexO error Mode: ON for Max Rate and OFF for Rate for FlexO BERT. At *RST condition, this value is set to OFF. Navigation Path: Results > Alarms/Errors > Injection > FlexO > Error > Mode
Syntax	:SOURce:DATA:TELecom:FOTN:FLXO:ERRor:AUTomated:CONTinuous <wsp><Set>
Parameter(s)	**Set**: The program data syntax for the first parameter is defined as a <BOOLEAN PROGRAM DATA> element. Sets the automated error Mode: ON: Max Rate OFF: Rate
Response Syntax	<Inject>
Example(s)	SOUR:DATA:TEL:FOTN:FLXO:ERR:AUT:CONT ON
See Also	SOURce:DATA:TELecom:FOTN:FLXO:ERRor:AUTomated:TYPE SOURce:DATA:TELecom:FOTN:FLXO:ERRor:AUTomated:RATE SOURce:DATA:TELecom:FOTN:FLXO:ERRor:AUTomated

:SOURce:DATA:TELecom:FOTN:FLXO:ERRor:AUTomated:CONTinuous?

Description

This query returns the automated FlexO error Mode: ON for MAx Rate and OFF for Rate for FlexO BERT.

At *RST condition, this value is set to OFF.

Navigation Path: Results > Alarms/Errors > Injection > FlexO > Error > Mode

Syntax

:SOURce:DATA:TELecom:FOTN:FLXO:ERRor:AUTomated:CONTinuous?

Response Syntax

<Set>

Response(s)

Set:

The response data syntax for the first parameter is defined as a <BOOLEAN RESPONSE DATA> element.

Returns the automated error Mode:

1: Max Rate

0: Rate

Example(s)

SOUR:DATA:TEL:FOTN:FLXO:ERR:AUT:CONT?

See Also

SOURce:DATA:TELecom:FOTN:FLXO:ERRor:AUTomated:TYPE?

SOURce:DATA:TELecom:FOTN:FLXO:ERRor:AUTomated:RATE?

SOURce:DATA:TELecom:FOTN:FLXO:ERRor:AUTomated?

:SOURce:DATA:TELecom:FOTN:FLXO:ERRor:AUTomated:RATE

Description

This command sets the automated FlexO error Rate to be injected for FlexO BERT.

At *RST condition, this value is set to device-dependant.

Navigation Path: Results > Alarms/Errors > Injection > FlexO > Error > Rate > Rate

Syntax

:SOURce:DATA:TELecom:FOTN:FLXO:ERRor:AUTomated:RATE <wsp><Rate>

Parameter(s)

Rate:

The program data syntax for the first parameter is defined as a <DECIMAL NUMERIC PROGRAM DATA> element.

Sets the rate of error to be injected.

MAXimum: Biggest supported value.

MINimum: Smallest supported value

DEFault: Default value.

Response Syntax

<Set>

Example(s)

SOUR:DATA:TEL:FOTN:FLXO:ERR:AUT:RATE 1.0E-09

See Also

SOURce:DATA:TELecom:FOTN:FLXO:ERRor:AUTomated:TYPE

SOURce:DATA:TELecom:FOTN:FLXO:ERRor:AUTomated:CONTinuous

SOURce:DATA:TELecom:FOTN:FLXO:ERRor:AUTomated

:SOURce:DATA:TELecom:FOTN:FLXO:ERRor:AUTomated:RATE?

Description	This query returns the automated FlexO error Rate to be injected for FlexO BERT. At *RST condition, this value is set to device-dependent. Navigation Path: Results > Alarms/Errors > Injection > FlexO > Error > Rate > Rate
Syntax	:SOURce:DATA:TELecom:FOTN:FLXO:ERRor:AUTomated:RATE?[<wsp><Value>]
Parameter(s)	**Value**: The program data syntax for the first parameter is defined as a <CHARACTER PROGRAM DATA> element. MAXimum: Biggest supported value. MINimum: Smallest supported value. DEFault: Default value.
Response Syntax	<Rate>
Response(s)	**Rate**: The response data syntax for the first parameter is defined as a <NR3 NUMERIC RESPONSE DATA> element. Returns the rate of error to be injected.
Example(s)	SOUR:DATA:TEL:FOTN:FLXO:ERR:AUT:RATE?
See Also	SOURce:DATA:TELecom:FOTN:FLXO:ERRor:AUTomated:TYPE? SOURce:DATA:TELecom:FOTN:FLXO:ERRor:AUTomated:CONTinuous? SOURce:DATA:TELecom:FOTN:FLXO:ERRor:AUTomated?

:SOURce:DATA:TELecom:FOTN:FLXO:ERRor:AUTomated:TYPE

Description

This command selects the automated FlexO error Defect to be injected for FlexO BERT.

At *RST condition, this value is set to MFAS.

Navigation Path: Results > Alarms/Errors > Injection > FlexO > Error > Rate/Max Rate > Defect

Syntax

:SOURce:DATA:TELecom:FOTN:FLXO:ERRor:AUTomated:TYPE <wsp><Error>

Parameter(s)

Error:

The program data syntax for the first parameter is defined as a <CHARACTER PROGRAM DATA> element.

Selects the error to be injected:

MFAS: MFAS

OHCRC: OH CRC

Response Syntax

<Rate>

Example(s)

SOUR:DATA:TEL:FOTN:FLXO:ERR:AUT:TYPE MFAS

See Also

SOURce:DATA:TELecom:FOTN:FLXO:ERRor:AUTomated:CONTinuous

SOURce:DATA:TELecom:FOTN:FLXO:ERRor:AUTomated:RATE

SOURce:DATA:TELecom:FOTN:FLXO:ERRor:AUTomated

:SOURce:DATA:TELecom:FOTN:FLXO:ERRor:AUTomated:TYPE?

Description	This query returns the automated FlexO error Defect to be injected for FlexO BERT. At *RST condition, this value is set to MFAS. Navigation Path: Results > Alarms/Errors > Injection > FlexO > Error > Rate/Max Rate > Defect
Syntax	:SOURce:DATA:TELecom:FOTN:FLXO:ERRor:AUTomated:TYPE?
Response Syntax	<Error>
Response(s)	**Error**: The response data syntax for the first parameter is defined as a <CHARACTER RESPONSE DATA> element. Returns the error to be injected: MFAS: MFAS OHCRC: OH CRC
Example(s)	SOUR:DATA:TEL:FOTN:FLXO:AUT:TYPE?
See Also	SOURce:DATA:TELecom:FOTN:FLXO:ERRor:AUTomated:CONTinuous? SOURce:DATA:TELecom:FOTN:FLXO:ERRor:AUTomated:RATE? SOURce:DATA:TELecom:FOTN:FLXO:ERRor:AUTomated?

:SOURce:DATA:TELecom:FOTN:FLXO:ERRor:AUTomated?

Description

This query returns the enable/disable status of the Rate/Max Rate FlexO error injection for FlexO BERT.

At *RST condition, this value is set to OFF.

Navigation Path: Results > Alarms/Errors > Injection > FlexO > Error > Rate/Max Rate > Inject

Syntax

:SOURce:DATA:TELecom:FOTN:FLXO:ERRor:AUTomated?

Response Syntax

<Set>

Response(s)

Set:

The response data syntax for the first parameter is defined as a <BOOLEAN RESPONSE DATA> element.

Returns the enable/disable injection status:

1: Enabled

0: Disabled

Example(s)

SOUR:DATA:TEL:FOTN:FLXO:ERR:AUT?

See Also

SOURce:DATA:TELecom:FOTN:FLXO:ERRor:AUTomated:CONTinuous?

SOURce:DATA:TELecom:FOTN:FLXO:ERRor:AUTomated:RATE?

SOURce:DATA:TELecom:FOTN:FLXO:ERRor:AUTomated:TYPE?

:SOURce:DATA:TELecom:FOTN:FLXO:ERRor:MANual:AMOunt

Description

This command sets the manual FlexO error amount to be injected for FlexO BERT.

At *RST condition, this value is set to 1.

Navigation Path: Results > Alarms/Errors > Injection > FlexO > Error > Manual > Amount

Syntax

:SOURce:DATA:TELecom:FOTN:FLXO:ERRor:MANual:AMOunt <wsp><Amount>

Parameter(s)

Amount:

The program data syntax for the first parameter is defined as a <DECIMAL NUMERIC PROGRAM DATA> element.

Sets the amount of error to be injected. Choices are 1 through 50.

MAXimum: Biggest supported value.

MINimum: Smallest supported value.

DEFault: Default value.

Response Syntax

<Set>

Example(s)

SOUR:DATA:TEL:FOTN:FLXO:ERR:MAN:AMO 5

See Also

SOURce:DATA:TELecom:FOTN:FLXO:ERRor:MANual:INJect

SOURce:DATA:TELecom:FOTN:FLXO:ERRor:MANual:TYPE

:SOURce:DATA:TELecom:FOTN:FLXO:ERRor:MANual:AMOunt?

Description

This query returns the manual FlexO error amount to be injected for FlexO BERT.

At *RST condition, this value is set to 1.

Navigation Path: Results > Alarms/Errors > Injection > FlexO > Error > Manual > Amount

Syntax

:SOURce:DATA:TELecom:FOTN:FLXO:ERRor:MANual:AMOunt?[<wsp><Amount>]

Parameter(s)

Amount:

The program data syntax for the first parameter is defined as a <CHARACTER PROGRAM DATA> element.

Sets the amount of error to be injected. Choices are 1 through 50.

MAXimum: Biggest supported value.

MINimum: Smallest supported value.

DEFault: Default value.

Response Syntax

<Amount>

Response(s)

Amount:

The response data syntax for the first parameter is defined as a <NR1 NUMERIC RESPONSE DATA> element.

Returns the amount of errors to be injected.

Example(s)

SOUR:DATA:TEL:FOTN:FLXO:ERR:MAN:AMO?

See Also

SOURce:DATA:TELecom:FOTN:FLXO:ERRor:MANual:INJect

SOURce:DATA:TELecom:FOTN:FLXO:ERRor:MANual:TYPE?

:SOURce:DATA:TELecom:FOTN:FLXO:ERRor:MANual:INJect

Description	This command triggers the manual FlexO error injection for FlexO BERT. This command is an event and is not associated with an *RST condition or a query form. Navigation Path: Results > Alarms/Errors > Injection > FlexO > Error > Manual > Inject
Syntax	:SOURce:DATA:TELecom:FOTN:FLXO:ERRor:MANual:INJect
Response Syntax	<Amount>
Example(s)	SOUR:DATA:TEL:FOTN:FLXO:ERR:INJ
See Also	SOURce:DATA:TELecom:FOTN:FLXO:ERRor:MANual:AMOunt SOURce:DATA:TELecom:FOTN:FLXO:ERRor:MANual:TYPE

:SOURce:DATA:TELecom:FOTN:FLXO:ERRor:MANual:TYPE

Description

This command selects the manual FlexO error Defect to be injected for FlexO BERT.

At *RST condition, this value is set to MFAS error.

Navigation Path: Results > Alarms/Errors > Injection > FlexO > Error > Manual > Defect

Syntax

:SOURce:DATA:TELecom:FOTN:FLXO:ERRor:MANual:TYPE <wsp><Error>

Parameter(s)

Error:

The program data syntax for the first parameter is defined as a <CHARACTER PROGRAM DATA> element.

Selects the error to be injected:

MFAS : MFAS

OHCRC: OH CRC

Response Syntax

<Amount>

Example(s)

SOUR:DATA:TEL:FOTN:FOIC:FLXO:MAN:TYPE MFAS

See Also

SOURce:DATA:TELecom:FOTN:FLXO:ERRor:MANual:INJect

SOURce:DATA:TELecom:FOTN:FLXO:ERRor:MANual:AMOunt

:SOURce:DATA:TELecom:FOTN:FLXO:ERRor:MANual:TYPE?

Description	This query returns the mantal FlexO error Defect to be injected for FlexO BERT. At *RST condition, this value is set to MFAS. Navigation Path: Results > Alarms/Errors > Injection > FlexO > Error > Manual > Defect
Syntax	:SOURce:DATA:TELecom:FOTN:FLXO:ERRor:MANual:TYPE?
Response Syntax	<Error>
Response(s)	**Error**: The response data syntax for the first parameter is defined as a <CHARACTER RESPONSE DATA> element. Returns the error to be injected: MFAS OH CRC
Example(s)	SOUR:DATA:TEL:FOTN:FLXO:ERR:MAN:TYPE?
See Also	SOURce:DATA:TELecom:FOTN:FLXO:ERRor:MANual:INJect SOURce:DATA:TELecom:FOTN:FLXO:ERRor:MANual:AMOunt?

:SOURce:DATA:TELecom:FOTN:FLXO:INSTance

Description

This command enables/disables the selection of an instance for alarms/errors injection purposes for FlexO BERT.

Navigation Path: Results > Alarms/Errors > Inject > Layer (FlexO) > Instance

Syntax

:SOURce:DATA:TELecom:FOTN:FLXO:INSTance <wsp><Instance>, <Set>

Parameter(s)

Instance:

The program data syntax for the first parameter is defined as a <DECIMAL NUMERIC PROGRAM DATA> element.

Selects an instance number.

Set:

The program data syntax for the second parameter is defined as a <BOOLEAN PROGRAM DATA> element.

Enables/disables the Instance.

ON: Enables the instance.

OFF: Disables the instance.

Response Syntax

<Error>

Example(s)

SOUR:DATA:TEL:FOTN:FLXO:INST 1,ON

See Also

SOURce:DATA:TELecom:FOTN:FOIC:LANE

:SOURce:DATA:TELecom:FOTN:FLXO:INSTance?

Description

This command enables/disables the selection of an instance for alarms/errors injection purposes for FlexO BERT.

Navigation Path: Results > Alarms/Errors > Inject > Layer (FlexO) > Instance

Syntax

:SOURce:DATA:TELecom:FOTN:FLXO:INSTance? <wsp><Instance>

Parameter(s)

Instance:

The program data syntax for the first parameter is defined as a <DECIMAL NUMERIC PROGRAM DATA> element.

Selects an instance number.

Response Syntax

<Set>

Response(s)

Set:

The response data syntax for the first parameter is defined as a <BOOLEAN RESPONSE DATA> element.

Returns the enables/disables status of an Instance.

Example(s)

SOUR:DATA:TEL:FOTN:FLXO:INST 1,ON

See Also

SOURce:DATA:TELecom:FOTN:FOIC:LANE

:SOURce:DATA:TELecom:FOTN:FOIC:ALANes

Description

This command enables/disables the selection of all lanes for alarms/errors FOIC injection purposes for FlexO BERT.

At *RST condition, this value is set to OFF.

Navigation Path: Results > Alarms/Errors > Inject > Layer (FOIC) > All Lanes

Syntax

:SOURce:DATA:TELecom:FOTN:FOIC:ALANes <wsp><Set>

Parameter(s)

Set:

The program data syntax for the first parameter is defined as a <BOOLEAN PROGRAM DATA> element.

Enables/disables the selection of all lanes.

ON: Selects all lanes

OFF: Unselects all lanes

Response Syntax

<Set>

Example(s)

SOUR:DATA:TEL:FOTN:FOIC:ALAN ON

See Also

SOURce:DATA:TELecom:FOTN:FOIC:‚ÄãLANE

:SOURce:DATA:TELecom:FOTN:FOIC:ALANes?

Description

This query returns the enables/disable selection status of all lanes for alarms/errors FOIC injection purposes for FlexO BERT.

At *RST condition, this value is set to OFF.

Navigation Path: Results > Alarms/Errors > Inject > Layer (FOIC) > All Lanes

Syntax

:SOURce:DATA:TELecom:FOTN:FOIC:ALANes?

Response Syntax

<Set>

Response(s)

Set:

The response data syntax for the first parameter is defined as a <BOOLEAN RESPONSE DATA> element.

Returns the enable/disable selection status of all lanes.

1: All lanes are enabled.

0: None or not all lanes are enabled.

Example(s)

SOUR:DATA:TEL:FOTN:FOIC:ALAN?

See Also

SOURce:DATA:TELecom:FOTN:FOIC:,ÄãLANE

:SOURce:DATA:TELecom:FOTN:FOIC:ERRor:AMOunt

Description

This command sets the manual FOIC error amount to be injected for FlexO BERT.

At *RST condition, this value is set to 1.

Navigation Path: Results > Alarms/Errors > Injection > FOIC > Error > Manual > Amount

Syntax

:SOURce:DATA:TELecom:FOTN:FOIC:ERRor:AMOunt <wsp><Amount>

Parameter(s)

Amount:

The program data syntax for the first parameter is defined as a <DECIMAL NUMERIC PROGRAM DATA> element.

Sets the amount of error to be injected. Choices are 1 through 50.

MAXimum: Biggest supported value.

MINimum: Smallest supported value.

DEFault: Default value.

Response Syntax

<Set>

Example(s)

SOUR:DATA:TEL:FOTN:FOIC:ERR:AMO 1

See Also

SOURce:DATA:TELecom:FOTN:FOIC:ERRor:AUTomated

:SOURce:DATA:TELecom:FOTN:FOIC:ERRor:AMOunt?

Description

This query returns the manual FOIC erreor amount to be injected for FlexO BERT.

At *RST condition, this value is set to 1.

Navigation Path: Results > Alarms/Errors > Injection > FOIC > Error > Manual > Amount

Syntax

:SOURce:DATA:TELecom:FOTN:FOIC:ERRor:AMOunt?[<wsp><Value>]

Parameter(s)

Value:

The program data syntax for the first parameter is defined as a <CHARACTER PROGRAM DATA> element.

This parameter is optionnal. If no token is specified, the current amount is returned,

MAXimum: Biggest supported value.

MINimum: Smallest supported value.

DEFault: Default value.

Response Syntax

<AMount>

Response(s)

AMount:

The response data syntax for the first parameter is defined as a <NR1 NUMERIC RESPONSE DATA> element.

Returns the amount of error to be injected.

Example(s)

SOUR:DATA:TEL:FOTN:FOIC:ERR:AMO?

See Also

SOURce:DATA:TELecom:FOTN:FOIC:ERRor:AUTomated?

:SOURce:DATA:TELecom:FOTN:FOIC:ERRor:AUTomated

Description

This command enables/disables the Rate/Max Rate FOIC error injection for FlexO BERT.

At *RST condition, this value is set to OFF.

Navigation Path: Results > Alarms/Errors > Injection > FOIC > Error > Rate/Max Rate > Inject

Syntax

:SOURce:DATA:TELecom:FOTN:FOIC:ERRor:AUTomated <wsp><Set>

Parameter(s)

Set:

The program data syntax for the first parameter is defined as a <BOOLEAN PROGRAM DATA> element.

Starts/stops the automated Rate/Max Rate error injection.

ON: Enables error generation.

OFF: Disables error generation.

Response Syntax

<AMount>

Example(s)

SOUR:DATA:TEL:FOTN:FOIC:FOIC:ERR:AUT ON

See Also

SOURce:DATA:TELecom:FOTN:FOIC:ERRor:AMount

:SOURce:DATA:TELecom:FOTN:FOIC:ERRor:AUTomated:CONTinuous

Description	This command sets the automated FEC error Mode: ON for Max Rate and OFF for Rate for FlexO BERT. At *RST condition, this value is set to OFF. Navigation Path: Results > Alarms/Errors > Injection > FOIC > Error > Mode
Syntax	:SOURce:DATA:TELecom:FOTN:FOIC:ERRor:AUTomated:CONTinuous <wsp><Set>
Parameter(s)	**Set**: The program data syntax for the first parameter is defined as a <BOOLEAN PROGRAM DATA> element. Sets the automated error Mode: ON: Max Rate OFF: Rate
Response Syntax	<AMount>
Example(s)	SOUR:DATA:TEL:FOTN:FOIC:ERR:AUT:CONT ON
See Also	SOURce:DATA:TELecom:FOTN:FOIC:ERRor:AUTomated

:SOURce:DATA:TELecom:FOTN:FOIC:ERRor:AUTomated:CONTinuous?

Description	This query returns the automated FOIC error MOde: ON for Max Rate and OFF for Rate for FlexO BERT. At *RST condition, this value is set to OFF. Navigation Path: Results > Alarms/Errors > Injection > FOIC > Error > Mode
Syntax	:SOURce:DATA:TELecom:FOTN:FOIC:ERRor:AUTomated:CONTinuous?
Response Syntax	<Set>
Response(s)	**Set**: The response data syntax for the first parameter is defined as a <BOOLEAN RESPONSE DATA> element. Returns the automated error Mode: 1: Max Rate 0: Rate
Example(s)	SOUR:DATA:TEL:FOTN:FOIC:ERR:AUT:CONT?
See Also	SOURce:DATA:TELecom:FOTN:FOIC:ERRor:AUTomated?

:SOURce:DATA:TELecom:FOTN:FOIC:ERRor:AUTomated:RATE

Description

This command sets the automated FOIC error Rate to be injected.

At *RST condition, this value is set to device-dependant.

Navigation Path: Results > Alarms/Errors > Injection > FOIC > Rate > Rate

Syntax

:SOURce:DATA:TELecom:FOTN:FOIC:ERRor:AUTomated:RATE <wsp><Rate>

Parameter(s)

Rate:

The program data syntax for the first parameter is defined as a <DECIMAL NUMERIC PROGRAM DATA> element.

Sets the rate of error to be injected.

MAXimum: BIggest supported value.

MINimum: Smallest supported value

DEFault: Default value.

Response Syntax

<Set>

Example(s)

SOUR:DATA:TEL:FOTN:FEC:ERR:AUT:RATE 1.0E-09

See Also

SOURce:DATA:TEL:FOTN:FEC:ERRor:AMount

:SOURce:DATA:TELecom:FOTN:FOIC:ERRor:AUTomated:RATE?

Description

This query returns the automated FOIC error Rate to be injected for FlexO BERT.

At *RST condition, this value is set to device-dependent.

Navigation Path: Results > Alarms/Errors > Injection > FOIC > Rate > Rate

Syntax

:SOURce:DATA:TELecom:FOTN:FOIC:ERRor:AUTomated:RATE?[<wsp><Value>]

Parameter(s)

Value:

The program data syntax for the first parameter is defined as a <CHARACTER PROGRAM DATA> element.

MAXimum: Biggest supported value.

MINimum: Smallest supported value.

DEFault: Default value.

Response Syntax

<Rate>

Response(s)

Rate:

The response data syntax for the first parameter is defined as a <NR3 NUMERIC RESPONSE DATA> element.

Returns the rate of error to be injected.

Example(s)

SOUR:DATA:TEL:FOTN:FOIC:ERR:AUT:RATE?

See Also

SOURce:DATA:TELecom:FOTN:FEC:ERRor:AMOunt

:SOURce:DATA:TELecom:FOTN:FOIC:ERRor:AUTomated:TYPE

Description	This command selects the automated FOIC error Defect to be injected for FlexO BERT. At *RST condition, this value is set to INVMARKER Navigation Path: Results > Alarms/Errors > Injection > FOIC > Error > Rate/Max Rate > Defect
Syntax	:SOURce:DATA:TELecom:FOTN:FOIC:ERRor:AUTomated:TYPE <wsp><Error>
Parameter(s)	**Error**: The program data syntax for the first parameter is defined as a <CHARACTER PROGRAM DATA> element. Selects the error to be injected: INVMARKER: Inv. Marker
Response Syntax	<Rate>
Example(s)	SOUR:DATA:TEL:FOTN:FOIC:ERR:AUT:TYPE INVMARKER
See Also	SOURce:DATA:TELecom:FOTN:FEC:ERRor:MANual:TYPE

:SOURce:DATA:TELecom:FOTN:FOIC:ERRor:AUTomated:TYPE?

Description	This query returns the automated FOIC error Defect to be injected for FlexO BERT. At *RST condition, this value is set to INVMARKER. Navigation Path: Results> Alarms/Errors > Injection > FOIC > Error > Rate/Max Rate > Defect
Syntax	:SOURce:DATA:TELecom:FOTN:FOIC:ERRor:AUTomated:TYPE?
Response Syntax	<Error>
Response(s)	**Error**: The response data syntax for the first parameter is defined as a <CHARACTER RESPONSE DATA> element. Returns the error to be injected: INVMARKER: Inv. Marker
Example(s)	SOUR:DATA:TEL:FOTN:FOIC:AUT:TYPE?
See Also	SOURce:DATA:TELecom:FOTN:FOIC:ERRor:MANual:TYPE?

:SOURce:DATA:TELecom:FOTN:FOIC:ERRor:AUTomated?

Description

This query returns the enable/disable status of the Rate/Max Rate FOIC error injection for FlexO BERT.

At *RST condition, this value is set to OFF.

Navigation Path: Results > Alarms/Errors > Injection > FOIC > Error > Rate/Max Rate > Inject

Syntax

:SOURce:DATA:TELecom:FOTN:FOIC:ERRor:AUTomated?

Response Syntax

<Set>

Response(s)

Set:

The response data syntax for the first parameter is defined as a <BOOLEAN RESPONSE DATA> element.

Returns the enable/disable injection status:

1: Enabled

0: Disabled

Example(s)

SOUR:DATA:TEL:FOTN:FOIC:ERR:AUT?

See Also

SOURce:DATA:TElecom:FOTN:FOIC:ERRor:AUTomated:CONTinuous?

:SOURce:DATA:TELecom:FOTN:FOIC:ERRor:INJect

Description	This command triggers the manual FOIC error injection for FlexO BERT. This command is an event and is not associated with an *RST condition or a query form. Navigation Path: Results > Alarms/Errors > Injection > FOIC > Error > Manual > Inject
Syntax	:SOURce:DATA:TELecom:FOTN:FOIC:ERRor:INJect
Response Syntax	<Set>
Example(s)	SOUR:DATA:TEL:FOTN:FOIC:ERR:INJ

:SOURce:DATA:TELecom:FOTN:FOIC:ERRor:MANual:TYPE

Description	This command selects the manual FOIC error Defect to be injected. At *RST condition, this value is set to INVMARKER error. Navigation Path: Results > Alarms/Errors > Injection > FOIC > Error > Manual > Defect
Syntax	:SOURce:DATA:TELecom:FOTN:FOIC:ERRor:MANual:TYPE <wsp><Error>
Parameter(s)	**Error**: The program data syntax for the first parameter is defined as a <CHARACTER PROGRAM DATA> element. Selects the error to be injected: INVMARKER: Inv. Marker
Response Syntax	<Set>
Example(s)	SOUR:DATA:TEL:FOTN:FOIC:ERR:MAN:TYPE INVMARKER
See Also	SOUR:DATA:TEL:FOTN:FEC:ERR:MAN:TYPE

:SOURce:DATA:TELecom:FOTN:FOIC:ERRor:MANual:TYPE?

Description	This query returns the mantal FOIC error Defect to be injected for FlexO BERT. At *RST condition, this value is set to INVMARKER. Navigation Path: Results > Alarms/Errors > Injection > FOIC > Error > Manual > Defect
Syntax	:SOURce:DATA:TELecom:FOTN:FOIC:ERRor:MANual:TYPE?
Response Syntax	<Error>
Response(s)	**Error**: The response data syntax for the first parameter is defined as a <CHARACTER RESPONSE DATA> element. Returns the error to be injected: INVMARKER: Inv. Marker
Example(s)	SOUR:DATA:TEL:FOTN:FOIC:ERR:MAN:TYPE?
See Also	SOUR:DATA:TEL:FOTN:FEC:ERR:MAN:TYPE

:SOURce:DATA:TELecom:FOTN:FOIC:LANE

Description

This command enables/disables the selection of a lane for FOIC alarms/errors inejction purposes for FlexO BERT.

At *RST condition, this value is set to OFF.

Navigation Path: Results > Alarms/Errors > Inject > Layer (FOIC) > Lane

Syntax

:SOURce:DATA:TELecom:FOTN:FOIC:LANE <wsp><Lane>, <Set>

Parameter(s)

Lane:

The program data syntax for the first parameter is defined as a <DECIMAL NUMERIC PROGRAM DATA> element.

Selects a lane number.

Set:

The program data syntax for the second parameter is defined as a <BOOLEAN PROGRAM DATA> element.

Sets the FOIC per lane status.

ON: Enables the lane.

OFF: Disables the lane.

Response Syntax

<Error>

Example(s)

SOUR:DATA:TEL:FOTN:FOIC:LANE 1,ON

See Also

SOURce:DATA:TELecom:OTN:LANE

:SOURce:DATA:TELecom:FOTN:FOIC:LANE:SKEW:THReshold

Description

This command sets the FOIC excessive lane skew alarm threshold.

At *RST condition, this value is set to 180 ns.

Navigation Path: Results > Alarm/Errors > FOICx.y > Skew Alarm Threshold (ns)

Syntax

:SOURce:DATA:TELecom:FOTN:FOIC:LANE:SKEW:THReshold <wsp><SkewAlarmThreshold>

Parameter(s)

SkewAlarmThreshold:

The program data syntax for the first parameter is defined as a <DECIMAL NUMERIC PROGRAM DATA> element.

Sets the value of the FOIC excessive lane skew alarm threshold in nanosecond.

DEFault: To set the default FOIC excessive lane skew alarm threshold

MINimum: To set the minimum FOIC excessive lane skew alarm threshold

MAXimum: To set the maximum FOIC excessive lane skew alarm threshold

Response Syntax

<Error>

Example(s)

SOUR:DATA:TEL:FOTN:FOIC:LANE:SKEW:THR 100

SOUR:DATA:TEL:FOTN:FOIC:LANE:SKEW:THR?

Returns: 100

SOUR:DATA:TEL:FOTN:FOIC:LANE:SKEW:THR DEF

SOUR:DATA:TEL:FOTN:FOIC:LANE:SKEW:THR?

Returns: 180

See Also

SOURce:DATA:TELecom:FOTN:FOIC:LANE:SKEW:THReshold?

:SOURce:DATA:TELecom:FOTN:FOIC:LANE:SKEW:THReshold?

Description

This query gets the FOIC excessive lane skew alarm threshold configured value,

At *RST condition, this value is set to 180 ns.

Navigation Path: Results > Alarm/Errors > FOICx.y > Skew Alarm Threshold (ns)

Syntax

:SOURce:DATA:TELecom:FOTN:FOIC:LANE:SKEW:THReshold?[<wsp><Limit>]

Parameter(s)

Limit:

The program data syntax for the first parameter is defined as a <CHARACTER PROGRAM DATA> element.

When not specified, returns the configured FOIC excessive lane skew alarm threshold value in nanosecond.

DEFault: Not supported on the query.

MINimum: Returns the minimum value that can be configured.

MAXimum: Returns the maximum value that can be configured.

Response Syntax

<ThresholdValue>

Response(s)

ThresholdValue:

The response data syntax for the first parameter is defined as a <NR1 NUMERIC RESPONSE DATA> element.

Returns the configured FOIC excessive lane skew alarm threshold value or the minimum/maximum value when the corresponding parameter is used.

Example(s)

SOUR:DATA:TEL:FOTN:FOIC:LANE:SKEW:THR 100

SOUR:DATA:TEL:FOTN:FOIC:LANE:SKEW:THR?

Returns: 100

See Also

SOURce:DATA:TELecom:FOTN:FOIC:LANE:SKEW:THReshold

SOURce:DATA:TELecom:FOTN:FOIC:LANE:SKEW:THReshold:RESet

:SOURce:DATA:TELecom:FOTN:FOIC:LANE?

Description

This query returns the enable/disable seletion status of a lane for FOIC alarms/errors injection purposes for FlexO BERT.

At *RST condition, this value is set to OFF.

Navigation Path: Results > Alarms/Errors > Inject > Layer (FOIC) > Lane

Syntax

:SOURce:DATA:TELecom:FOTN:FOIC:LANE? <wsp><Lane>

Parameter(s)

Lane:

The program data syntax for the first parameter is defined as a <DECIMAL NUMERIC PROGRAM DATA> element.

Selects a lane number.

Response Syntax

<Set>

Response(s)

Set:

The response data syntax for the first parameter is defined as a <BOOLEAN RESPONSE DATA> element.

Returns the selection status of a lane.

1: The lane is enabled.

0: The lane is disabled.

Example(s)

SOUR:DATA:TEL:FOTN:FOIC:LAN? 1

See Also

SOUR:DATA:TEL:OTN:OTL:LANE?

:SOURce:DATA:TELecom:GFP:ALARm:CHANnel

Description

This command enables/disables the periodic GFP (Payload) alarm injection.

At *RST condition, this value is OFF.

Navigation Path:Results > Alarms/Errors > Injection > GFP > Alarm > Periodic > Inject

Syntax

:SOURce:DATA:TELecom:GFP:ALARm:CHANnel <wsp><SET>

Parameter(s)

SET:

The program data syntax for the first parameter is defined as a <BOOLEAN PROGRAM DATA> element.

Starts/stops the periodic alarm Injection.

ON: Enables the alarm injection.

OFF: Disables the alarm injection.

Response Syntax

<Set>

Example(s)

SOUR:DATA:TEL:GFP:ALAR:CHAN ON

SOUR:DATA:TEL:GFP:ALAR:CHAN?

Returns: 1

See Also

SOURce:DATA:TELecom:GFP:ALARm:CHANnel:UPI?

:SOURce:DATA:TELecom:GFP:ALARm:CHANnel:PERiod

Description

This command selects the periodic GFP (Payload) alarm Period for injection.

At *RST condition, this value is set to 100 ms.

Navigation Path: Results > Alarms/Errors > Injection > GFP > Alarm > Periodic > Period

Syntax

:SOURce:DATA:TELecom:GFP:ALARm:CHANnel:PERiod <wsp><Period>

Parameter(s)

Period:

The program data syntax for the first parameter is defined as a <DECIMAL NUMERIC PROGRAM DATA> element.

Sets the period. Choices are 10 to 1200 ms.

MAXimum: Biggest supported value

MINimum: Smallest supported value

Response Syntax

<Set>

Example(s)

SOUR:DATA:TEL:GFP:ALAR:CHAN:PER 100

SOUR:DATA:TEL:GFP:ALAR:CHAN:PER?

Returns: 100

See Also

SOURce:DATA:TELecom:GFP:ALARm:CHANnel:TYPE?

:SOURce:DATA:TELecom:GFP:ALARm:CHANnel:PERiod?

Description

This query returns the periodic GFP (Payload) alarm Period for injection.

At *RST condition, this value is set to 100 ms.

Navigation Path: Results > Alarms/Errors > Injection > GFP > Alarm > Periodic > Period

Syntax

:SOURce:DATA:TELecom:GFP:ALARm:CHANnel:PERiod?[<wsp><Period>]

Parameter(s)

Period:

The program data syntax for the first parameter is defined as a <CHARACTER PROGRAM DATA> element.

Returns the period used for injection.

This parameter is optional. If no token is specified, the current injection period is returned.

MAXimum: Biggest supported value

MINimum: Smallest supported value

Response Syntax

<Period>

Response(s)

Period:

The response data syntax for the first parameter is defined as a <NR1 NUMERIC RESPONSE DATA> element.

Returns alarm period associated with client management frames.

Example(s)

SOUR:DATA:TEL:GFP:ALAR:CHAN:PER 100

SOUR:DATA:TEL:GFP:ALAR:CHAN:PER?

Returns: 100

See Also

SOURce:DATA:TELecom:GFP:ALARm:CHANnel:TYPE

:SOURce:DATA:TELecom:GFP:ALARm:CHANnel:TYPE

Description

This command selects the periodic GFP (Payload) alarm Defect to be injected.

At *RST condition, this value is set to LOCS.

Navigation Path: Results > Alarms/Errors > Injection > GFP > Alarm > Periodic > Defect

Syntax

:SOURce:DATA:TELecom:GFP:ALARm:CHANnel:TYPE <wsp><Alarm>

Parameter(s)

Alarm:

The program data syntax for the first parameter is defined as a <CHARACTER PROGRAM DATA> element.

Selects the alarm to be injected:

DCI: GFP-DCI

FDI: GFP-FDI

LOCCS: GFP-LOCCS

LOCS: GFP-LOCS

RDI: GFP-RDI

UDCMF: GFP-UserDefined CMF

Response Syntax

<Period>

Example(s)

SOUR:DATA:TEL:GFP:ALAR:CHAN:TYPE LOCS

SOUR:DATA:TEL:GFP:ALAR:CHAN:TYPE?

Returns: LOCS

See Also

SOURce:DATA:TELecom:GFP:ALARm:CHANnel:PERiod?

:SOURce:DATA:TELecom:GFP:ALARm:CHANnel:TYPE?

Description

This query returns the periodic GFP (Payload) alarm Defect to be injected.

At *RST condition, this value is set to LOCS.

Navigation Path: Results > Alarms/Errors > Injection > GFP > Alarm > Periodic > Defect

Syntax

:SOURce:DATA:TELecom:GFP:ALARm:CHANnel:TYPE?

Response Syntax

<Type>

Response(s)

Type:

The response data syntax for the first parameter is defined as a <CHARACTER RESPONSE DATA> element.

Returns the alarm to be injected:

DCI: GFP-DCI

FDI: GFP-FDI

LOCCS: GFP-LOCCS

LOCS: GFP-LOCS

RDI: GFP-RDI

UDCMF: GFP-UserDefined CMF

Example(s)

SOUR:DATA:TEL:GFP:ALAR:CHAN:TYPE LOCS

SOUR:DATA:TEL:GFP:ALAR:CHAN:TYPE?

Returns: LOCS

See Also

SOURce:DATA:TELecom:GFP:ALARm:CHANnel:PERiod

:SOURce:DATA:TELecom:GFP:ALARm:CHANnel:UPI

Description

This command selects the periodic GFP (Payload) alarm User-Defined UPI for injection.

At *RST condition, this value is set to 0000 0000.

Navigation Path: Results > Alarms/Errors > Injection > GFP > Alarm > Periodic > User-Defined UPI

Syntax

:SOURce:DATA:TELecom:GFP:ALARm:CHANnel:UPI <wsp><UPI>

Parameter(s)

UPI:

The program data syntax for the first parameter is defined as a <NONDECIMAL NUMERIC PROGRAM DATA> element.

Sets the User-Defined UPI.

MAXimum: Biggest supported value.

MINimum: Smallest supported value.

DEFault: Default value.

Response Syntax

<Type>

Example(s)

SOUR:DATA:TEL:GFP:ALAR:CHAN:UPI 0

SOUR:DATA:TEL:GFP:ALAR:CHAN:UPI?

Returns: 0

See Also

SOURce:DATA:TELecom:GFP:ALARm:CHANnel?

:SOURce:DATA:TELecom:GFP:ALARm:CHANnel:UPI?

Description

This query returns the periodic GFP (Payload) alarm User-Defined UPI for injection.

At *RST condition, this value is set to 0000 0000.

Navigation Path: Results > Alarms/Errors > Injection > GFP > Alarm > Periodic > User-Defined UPI

Syntax

:SOURce:DATA:TELecom:GFP:ALARm:CHANnel:UPI?[<wsp><UPI>]

Parameter(s)

UPI:

The program data syntax for the first parameter is defined as a <CHARACTER PROGRAM DATA> element.

This parameter is optional. If no token is specified, the current value is returned.

MAXimum: Biggest supported value.

MINimum: Smallest supported value.

DEFault: Default value.

Response Syntax

<VALUE>

Response(s)

VALUE:

The response data syntax for the first parameter is defined as a <NR1 NUMERIC RESPONSE DATA> element.

Returns the client management frames UPI value when User-defined CMF is selected

Example(s)

SOUR:DATA:TEL:GFP:ALAR:CHAN:UPI 0

SOUR:DATA:TEL:GFP:ALAR:CHAN:UPI?

Returns: 0

See Also

SOURce:DATA:TELecom:GFP:ALARm:CHANnel

:SOURce:DATA:TELecom:GFP:ALARm:CHANnel?

Description

This query returns the enable/disable status of the periodic GFP (Payload) alarm injection.

At *RST condition, this value is OFF.

Navigation Path: Results > Alarms/Errors > Injection > GFP > Alarm > Periodic > Inject

Syntax

:SOURce:DATA:TELecom:GFP:ALARm:CHANnel?

Response Syntax

<VALUE>

Response(s)

VALUE:

The response data syntax for the first parameter is defined as a <BOOLEAN RESPONSE DATA> element.

Returns the enable/disable injection status.

1: Generation enabled

0: Generation disabled

Example(s)

SOUR:DATA:TEL:GFP:ALAR:CHAN ON

SOUR:DATA:TEL:GFP:ALAR:CHAN?

Returns: 1

See Also

SOURce:DATA:TELecom:GFP:ALARm:CHANnel:UPI

:SOURce:DATA:TELecom:GFP:ALARm:FRAMe

Description

This command enables/disables the continuous GFP (Core Header) alarm injection.

At *RST condition, this value is set to OFF.

Navigation Path: Results > Alarms/Errors > Injection > GFP > Alarm > Continuous > Inject

Syntax

:SOURce:DATA:TELecom:GFP:ALARm:FRAMe <wsp><Set>

Parameter(s)

Set:

The program data syntax for the first parameter is defined as a <BOOLEAN PROGRAM DATA> element.

Starts/stops the continuous alarm Injection.

ON: Enables alarm generation.

OFF: Disables alarm generation.

Response Syntax

<VALUE>

Example(s)

SOUR:DATA:TEL:GFP:ALAR:FRAM ON

SOUR:DATA:TEL:GFP:ALAR:FRAM?

Returns: 1

See Also

SOURce:DATA:TELecom:GFP:ALARm:FRAMe:TYPE?

:SOURce:DATA:TELecom:GFP:ALARm:FRAMe:TYPE

Description

This command selects the continuous GFP (Core Header) alarm Defect to be injected.

At *RST condition, this value is set to GFP-LFD.

Navigation Path: Results > Alarms/Errors > Injection > GFP > Alarm > Continuous > Defect

Syntax

:SOURce:DATA:TELecom:GFP:ALARm:FRAMe:TYPE <wsp><Alarm>

Parameter(s)

Alarm:

The program data syntax for the first parameter is defined as a <CHARACTER PROGRAM DATA> element.

Selects the alarm to be injected:

LFD: GFP-LFD

Response Syntax

<VALUE>

Example(s)

SOUR:DATA:TEL:GFP:ALAR:FRAM:TYPE LFD

SOUR:DATA:TEL:GFP:ALAR:FRAM:TYPE?

Returns: LFD

See Also

SOURce:DATA:TELecom:GFP:ALARm:FRAMe?

:SOURce:DATA:TELecom:GFP:ALARm:FRAMe:TYPE?

Description
This query returns the continuous GFP (Core Header) alarm Defect to be injected.
At *RST condition, this value is set to GFP-LFD.
Navigation Path: Results > Alarms/Errors > Injection > GFP > Alarm > Continuous > Defect

Syntax
:SOURce:DATA:TELecom:GFP:ALARm:FRAMe:TYPE?

Response Syntax
<Type>

Response(s)
Type:
The response data syntax for the first parameter is defined as a <CHARACTER RESPONSE DATA> element.
Returns the alarm to be injected:
LFD: GFP-LFD

Example(s)
SOUR:DATA:TEL:GFP:ALAR:FRAM:TYPE LFD
SOUR:DATA:TEL:GFP:ALAR:FRAM:TYPE?
Returns: LFD

See Also
SOURce:DATA:TELecom:GFP:ALARm:FRAMe

:SOURce:DATA:TELecom:GFP:ALARm:FRAMe?

Description

This query returns the enable/disable status of the continuous GFP (Core Header) alarm injection.

At *RST condition, this value is set to OFF.

Navigation Path: Results > Alarms/Errors > Injection > GFP > Alarm > Continuous > Inject

Syntax

:SOURce:DATA:TELecom:GFP:ALARm:FRAMe?

Response Syntax

<SET>

Response(s)

SET:

The response data syntax for the first parameter is defined as a <BOOLEAN RESPONSE DATA> element.

Returns the enable/disable injection status.

1: Enabled

0: Disabled

Example(s)

SOUR:DATA:TEL:GFP:ALAR:FRAM ON

SOUR:DATA:TEL:GFP:ALAR:FRAM?

Returns: 1

See Also

SOURce:DATA:TELecom:GFP:ALARm:FRAMe:TYPE

:SOURce:DATA:TELecom:GFP:CONFig:CMF

Description

This command enables/disables the CMF.

At *RST condition, this value is ON.

Navigation Path: Setup > OTN BERT > Test Configurator > Modify Structure > Client (Ethernet(flex/GFP-F)/10GbE) > GFP-F > Results > Alarms/Errors > GFP-F > CMF

Navigation Path: Setup > OTN BERT > Test Configurator > Modify Structure > Client (1GbE) > GFP-T > Results > Alarms/Errors > GFP-T > CMF

Syntax

:SOURce:DATA:TELecom:GFP:CONFig:CMF <wsp><Status>

Parameter(s)

Status:

The program data syntax for the first parameter is defined as a <BOOLEAN PROGRAM DATA> element.

Enables/disables:

ON: Enables

OFF: Disables

Response Syntax

<SET>

Example(s)

SOUR:DATA:TEL:GFP:CONF:CMF ON

SOUR:DATA:TEL:GFP:CONF:CMF?

Returns: 1

See Also

SOURce:DATA:TELecom:GFP:CHANnel:CONFig:TYPE?

:SOURce:DATA:TELecom:GFP:CONFig:CMF?

Description

This query returns the status of CMF.

At *RST condition, this value is OFF.

Navigation Path: Setup > OTN BERT > Test Configurator > Modify Structure > Client (Ethernet(flex/GFP-F)/10GbE) > GFP-F > Results > Alarms/Errors > GFP-F > CMF

Navigation Path: Setup > OTN BERT > Test Configurator > Modify Structure > Client (1GbE) > GFP-T > Results > Alarms/Errors > GFP-T > CMF

Syntax

:SOURce:DATA:TELecom:GFP:CONFig:CMF?

Response Syntax

<Set>

Response(s)

Set:

The response data syntax for the first parameter is defined as a <BOOLEAN RESPONSE DATA> element.

Returns the status of the CMF.

1, returns the CMF as ON.

0, returns the CMF as OFF.

Example(s)

SOUR:DATA:TEL:GFP:CONF:CMF ON

SOUR:DATA:TEL:GFP:CONF:CMF?

Returns: 1

See Also

SOURce:DATA:TELecom:GFP:CHANnel:CONFig:TYPE

:SOURce:DATA:TELecom:GFP:ERRor:CHANnel:AMOunt

Description

This command sets the manual GFP (Payload) error Amount to be injected.

At *RST condition, this value is set to 1.

Navigation Path: Results > Alarms/Errors > Injection > GFP > Error > Manual > Amount

Syntax

:SOURce:DATA:TELecom:GFP:ERRor:CHANnel:AMOunt <wsp><Amount>

Parameter(s)

Amount:

The program data syntax for the first parameter is defined as a <DECIMAL NUMERIC PROGRAM DATA> element.

Sets the amount of error to be injected. Choices are 1 to 50.

MAXimum: Biggest supported value

MINimum: Smallest supported value

Response Syntax

<Set>

Example(s)

SOUR:DATA:TEL:GFP:ERR:CHAN:AMO 50

SOUR:DATA:TEL:GFP:ERR:CHAN:AMO?

Returns: 50

See Also

SOURce:DATA:TELecom:GFP:ERRor:CHANnel:MANual:TYPE?

:SOURce:DATA:TELecom:GFP:ERRor:CHANnel:AMOunt?

Description

This query returns the manual GFP (Payload) error Amount to be injected.

At *RST condition, this value is set to 1.

Navigation Path: Results > Alarms/Errors > Injection > GFP > Error > Manual > Amount

Syntax

:SOURce:DATA:TELecom:GFP:ERRor:CHANnel:AMOunt?[<wsp><Amount>]

Parameter(s)

Amount:

The program data syntax for the first parameter is defined as a <CHARACTER PROGRAM DATA> element.

This parameter is optional. If no token is specified, the current amount is returned.

MAXimum: Biggest supported value.

MINimum: Smallest supported value.

Response Syntax

<AMOUNT>

Response(s)

AMOUNT:

The response data syntax for the first parameter is defined as a <NR1 NUMERIC RESPONSE DATA> element.

Returns amount for the GFP manual error to be geneeated for Channel.

Example(s)

SOUR:DATA:TEL:GFP:ERR:CHAN:AMO 50

SOUR:DATA:TEL:GFP:ERR:CHAN:AMO?

Returns: 50

See Also

SOURce:DATA:TELecom:GFP:ERRor:CHANnel:MANual:TYPE

:SOURce:DATA:TELecom:GFP:ERRor:CHANnel:AUTomated

Description

This command enables/disables the Rate/Max Rate GFP (Payload) error injection.

At *RST condition, this value is set to OFF.

Navigation Path: Results > Alarms/Errors > Injection > GFP > Error > Rate/Max Rate > Inject

This query returns the enable/disable status of the Rate/Max Rate GFP error injection.

Returns the enable/disable injection status.

Syntax

:SOURce:DATA:TELecom:GFP:ERRor:CHANnel:AUTomated <wsp><Set>

Parameter(s)

Set:

The program data syntax for the first parameter is defined as a <BOOLEAN PROGRAM DATA> element.

Starts/stops the automated Rate/Max Rate error Injection.

ON: Enables the error injection.

OFF: Disables the error injection.

Response Syntax

<AMOUNT>

Example(s)

SOUR:DATA:TEL:GFP:ERR:CHAN:AUT ON

SOUR:DATA:TEL:GFP:ERR:CHAN:AUT?

Returns: 1

See Also

SOURce:DATA:TELecom:GFP:ERRor:CHANnel:AUTomated:CONTinuous?

:SOURce:DATA:TELecom:GFP:ERRor:CHANnel:AUTomated:CONTinuous

Description	This command sets the automated GFP (Payload) error Mode: ON for Max Rate and OFF for Rate. At *RST condition, this value is set to OFF. Navigation Path: Results > Alarms/Errors > Injection > GFP > Error > Mode
Syntax	:SOURce:DATA:TELecom:GFP:ERRor:CHANnel:AUTomated:CONTinuous <wsp><Set>
Parameter(s)	**Set**: The program data syntax for the first parameter is defined as a <BOOLEAN PROGRAM DATA> element. Sets the automated error Mode: ON: Max Rate OFF: Rate
Response Syntax	<AMOUNT>
Example(s)	SOUR:DATA:TEL:GFP:ERR:CHAN:AUT:CONT ON SOUR:DATA:TEL:GFP:ERR:CHAN:AUT:CONT? Returns: 1
See Also	SOURce:DATA:TELecom:GFP:ERRor:CHANnel:AUTomated?

:SOURce:DATA:TELecom:GFP:ERRor:CHANnel:AUTomated:CONTinuous?

Description	This query returns the automated GFP (Payload) error Mode: ON for Max Rate and OFF for Rate. At *RST condition, this value is set to OFF. Navigation Path: Results > Alarms/Errors > Injection > GFP > Error > Mode
Syntax	:SOURce:DATA:TELecom:GFP:ERRor:CHANnel:AUTomated:CONTinuous?
Response Syntax	<SET>
Response(s)	**SET**: The response data syntax for the first parameter is defined as a <BOOLEAN RESPONSE DATA> element. Returns the automated error Mode: 1: Max Rate 0: Rate
Example(s)	SOUR:DATA:TEL:GFP:ERR:CHAN:AUT:CONT ON SOUR:DATA:TEL:GFP:ERR:CHAN:AUT:CONT? Returns: 1
See Also	SOURce:DATA:TELecom:GFP:ERRor:CHANnel:AUTomated

:SOURce:DATA:TELecom:GFP:ERRor:CHANnel:AUTomated:RATE

Description	This command sets the automated GFP (Payload) error Rate to be injected. At *RST condition, this value is set to 1.0E-01. Navigation Path: Results > Alarms/Errors > Injection > GFP > Error > Rate > Rate
Syntax	:SOURce:DATA:TELecom:GFP:ERRor:CHANnel:AUTomated:RATE <wsp><Rate>
Parameter(s)	**Rate**: The program data syntax for the first parameter is defined as a <DECIMAL NUMERIC PROGRAM DATA> element. Sets the rate of error to be injected. MAXimum: Biggest supported rate MINimum: Smallest supported rate
Response Syntax	<SET>
Example(s)	SOUR:DATA:TEL:GFP:ERR:CHAN:AUT:RATE 1.2E-09 SOUR:DATA:TEL:GFP:ERR:CHAN:AUT:RATE? Returns: 1.2E-09
See Also	SOURce:DATA:TELecom:GFP:ERRor:CHANnel:AUTomated:TYPE?

:SOURce:DATA:TELecom:GFP:ERRor:CHANnel:AUTomated:RATE?

Description

This query returns the automated GFP (Payload) error Rate to be injected.

At *RST condition, this value is set to 1.0E-01.

Navigation Path: Results > Alarms/Errors > Injection > GFP > Error > Rate > Rate

Syntax

:SOURce:DATA:TELecom:GFP:ERRor:CHANnel:AUTomated:RATE?[<wsp><Rate>]

Parameter(s)

Rate:

The program data syntax for the first parameter is defined as a <CHARACTER PROGRAM DATA> element.

Returns the rate of error to be injected.

This parameter is optional. If no token is specified, the current injection rate is returned.

MAXimum: Biggest supported value

MINimum: Smallest supported value

Response Syntax

<RATE>

Response(s)

RATE:

The response data syntax for the first parameter is defined as a <NR3 NUMERIC RESPONSE DATA> element.

Returns the injection rate for the selected GFP automated error for Channel.

Example(s)

SOUR:DATA:TEL:GFP:ERR:CHAN:AUT:RATE 1.2E-09

SOUR:DATA:TEL:GFP:ERR:CHAN:AUT:RATE?

Returns: 1.2E-09

See Also

SOURce:DATA:TELecom:GFP:ERRor:CHANnel:AUTomated:TYPE

:SOURce:DATA:TELecom:GFP:ERRor:CHANnel:AUTomated:TYPE

Description

This command selects the automated GFP (Payload) error Defect to be injected.

At *RST condition, this value is set to tHEC-CORRectable.

Navigation Path: Results > Alarms/Errors > Injection > GFP > Error > Rate/Max Rate > Defect

Syntax

:SOURce:DATA:TELecom:GFP:ERRor:CHANnel:AUTomated:TYPE <wsp><Error>

Parameter(s)

Error:

The program data syntax for the first parameter is defined as a <CHARACTER PROGRAM DATA> element.

Selects the error to be injected:

CODERR: GFP-10B_ERR

ECORRect: GFP-eHEC-CORR

EUCORRect: GFP-eHEC-UNCORR

PFCS: GFP-pFCS

SUCORRPRE: GFP-SB-CORR (Pre)

SUCORRPOST: GFP-SB-CORR (Post)

SUUNCORR: GFP-SB-UNCORR

TCORRect: GFP-tHEC-CORR

TUCORRect: GFP-tHEC-UNCORR

Response Syntax

<RATE>

Example(s)

SOUR:DATA:TEL:GFP:ERR:CHAN:AUT:TYPE TCORR

SOUR:DATA:TEL:GFP:ERR:CHAN:AUT:TYPE?

Returns: TCORR

See Also

SOURce:DATA:TELecom:GFP:ERRor:CHANnel:AUTomated:RATE?

:SOURce:DATA:TELecom:GFP:ERRor:CHANnel:AUTomated:TYPE?

Description

This query returns the automated GFP (Payload) error Defect to be injected.

At *RST condition, this value is set to tHEC-CORRectable.

Navigation Path: Results > Alarms/Errors > Injection > GFP > Error > Rate/Max Rate > Defect

Syntax

:SOURce:DATA:TELecom:GFP:ERRor:CHANnel:AUTomated:TYPE?

Response Syntax

<Type>

Response(s)

Type:

The response data syntax for the first parameter is defined as a <CHARACTER RESPONSE DATA> element.

Returns the error to be injected:

CODERR: GFP-10B_ERR

ECORRect: GFP-eHEC-CORR

EUCORRect: GFP-eHEC-UNCORR

PFCS: GFP-pFCS

SUCORRPRE: GFP-SB-CORR (Pre)

SUCORRPOST: GFP-SB-CORR (Post)

SUUNCORR: GFP-SB-UNCORR

TCORRect: GFP-tHEC-CORR

TUCORRect: GFP-tHEC-UNCORR

Example(s)

SOUR:DATA:TEL:GFP:ERR:CHAN:AUT:TYPE TCORR

SOUR:DATA:TEL:GFP:ERR:CHAN:AUT:TYPE?

Returns: TCORR

See Also

SOURce:DATA:TELecom:GFP:ERRor:CHANnel:AUTomated:RATE

:SOURce:DATA:TELecom:GFP:ERRor:CHANnel:AUTomated?

Description

This query returns the enable/disable status of the Rate/Max Rate GFP (Payload) error injection.

At *RST condition, this value is set to OFF.

Navigation Path: Results > Alarms/Errors > Injection > GFP > Error > Rate/Max Rate > Inject

Syntax

:SOURce:DATA:TELecom:GFP:ERRor:CHANnel:AUTomated?

Response Syntax

<SET>

Response(s)

SET:

The response data syntax for the first parameter is defined as a <BOOLEAN RESPONSE DATA> element.

Returns the enable/disable injection status:

1: Enabled

0: Disabled

Example(s)

SOUR:DATA:TEL:GFP:ERR:CHAN:AUT ON

SOUR:DATA:TEL:GFP:ERR:CHAN:AUT?

Returns: 1

See Also

SOURce:DATA:TELecom:GFP:ERRor:CHANnel:AUTomated:CONTinuous

:SOURce:DATA:TELecom:GFP:ERRor:CHANnel:INJect

Description	This command enables/disables the manual GFP (Payload) error injection. This command is an event and is not associated with an *RST condition or a query form. Navigation Path: Results > Alarms/Errors > Injection > GFP > Error > Manual > Inject
Syntax	:SOURce:DATA:TELecom:GFP:ERRor:CHANnel:INJect
Response Syntax	<SET>
Example(s)	SOUR:DATA:TEL:GFP:ERR:CHAN:INJ
See Also	SOURce:DATA:TELecom:GFP:ERRor:CHANnel:AUTomated?

:SOURce:DATA:TELecom:GFP:ERRor:CHANnel:MANual:TYPE

Description

This command selects the manual GFP (Payload) error Defect to be injected.

At *RST condition, this value is set to tHEC-CORRectable.

Navigation Path: Results > Alarms/Errors > Injection > GFP > Error > Manual > Defect

Syntax

:SOURce:DATA:TELecom:GFP:ERRor:CHANnel:MANual:TYPE <wsp><Error>

Parameter(s)

Error:

The program data syntax for the first parameter is defined as a <CHARACTER PROGRAM DATA> element.

Selects the error to be injected:

CODERR: GFP-10B_ERR

ECORRect: GFP-eHEC-CORR

EUCORRect: GFP-eHEC-UNCORR

PFCS: GFP-pFCS

SUCORRPRE: GFP-SB-CORR (Pre)

SUCORRPOST: GFP-SB-CORR (Post)

SUUNCORR: GFP-SB-UNCORR

TCORRect: GFP-tHEC-CORR

TUCORRect: GFP-tHEC-UNCORR

Response Syntax

<SET>

Example(s)

SOUR:DATA:TEL:GFP:ERR:CHAN:MAN:TYPE TCORR

SOUR:DATA:TEL:GFP:ERR:CHAN:MAN:TYPE?

Returns: TCORR

See Also

SOURce:DATA:TELecom:GFP:ERRor:CHANnel:AMOunt?

:SOURce:DATA:TELecom:GFP:ERRor:CHANnel:MANual:TYPE?

Description

This query returns the manual GFP (Payload) error Defect to be injected.

At *RST condition, this value is set to tHEC-CORRectable.

Navigation Path: Results > Alarms/Errors > Injection > GFP > Error > Manual > Defect

Syntax

:SOURce:DATA:TELecom:GFP:ERRor:CHANnel:MANual:TYPE?

Response Syntax

<Type>

Response(s)

Type:

The response data syntax for the first parameter is defined as a <CHARACTER RESPONSE DATA> element.

Returns the error to be injected:

CODERR: GFP-10B_ERR

ECORRect: GFP-eHEC-CORR

EUCORRect: GFP-eHEC-UNCORR

PFCS: GFP-pFCS

SUCORRPRE: GFP-SB-CORR (Pre)

SUCORRPOST: GFP-SB-CORR (Post)

SUUNCORR: GFP-SB-UNCORR

TCORRect: GFP-tHEC-CORR

TUCORRect: GFP-tHEC-UNCORR

Example(s)

SOUR:DATA:TEL:GFP:ERR:CHAN:MAN:TYPE TCORR

SOUR:DATA:TEL:GFP:ERR:CHAN:MAN:TYPE?

Returns: TCORR

See Also

SOURce:DATA:TELecom:GFP:ERRor:CHANnel:AMOunt

:SOURce:DATA:TELecom:GFP:ERRor:FRAMe:AMOunt

Description

This command sets the manual GFP (Core Header) error Amount to be injected.

At *RST condition, this value is set to 1.

Navigation Path: Results > Alarms/Errors > Injection > GFP > Error > Manual > Amount

Syntax

:SOURce:DATA:TELecom:GFP:ERRor:FRAMe:AMOunt <wsp><Amount>

Parameter(s)

Amount:

The program data syntax for the first parameter is defined as a <DECIMAL NUMERIC PROGRAM DATA> element.

Sets the amount of error to be injected. Choices are 1 to 50.

MAXimum: Biggest supported value

MINimum: Smallest supported value

Response Syntax

<Type>

Example(s)

SOUR:DATA:TEL:GFP:ERR:FRAM:AMO 40

SOUR:DATA:TEL:GFP:ERR:FRAM:AMO?

Returns: 40

See Also

SOURce:DATA:TELecom:GFP:ERRor:FRAMe:MANual:TYPE?

:SOURce:DATA:TELecom:GFP:ERRor:FRAMe:AMOunt?

Description

This query returns the manual GFP (Core Header) error Amount to be injected.

At *RST condition, this value is set to 1.

Navigation Path: Results > Alarms/Errors > Injection > GFP > Error > Manual > Amount

Syntax

:SOURce:DATA:TELecom:GFP:ERRor:FRAMe:AMOunt?[<wsp><Amount>]

Parameter(s)

Amount:

The program data syntax for the first parameter is defined as a <CHARACTER PROGRAM DATA> element.

This parameter is optional. If no token is specified, the current amount is returned.

MAXimum: Biggest supported value.

MINimum: Smallest supported value.

Response Syntax

<Value>

Response(s)

Value:

The response data syntax for the first parameter is defined as a <NR1 NUMERIC RESPONSE DATA> element.

Returns the amount of GFP error for manual injection for Frame.

Example(s)

SOUR:DATA:TEL:GFP:ERR:FRAM:AMO 40

SOUR:DATA:TEL:GFP:ERR:FRAM:AMO?

Returns: 40

See Also

SOURce:DATA:TELecom:GFP:ERRor:FRAMe:MANual:TYPE

:SOURce:DATA:TELecom:GFP:ERRor:FRAMe:AUTomated

Description

This command enables/disables the Rate/Max Rate GFP (Core Header) error injection.

At *RST condition, this value is set to OFF.

Navigation Path: Results > Alarms/Errors > Injection > GFP > Error > Rate/Max Rate > Inject

Syntax

:SOURce:DATA:TELecom:GFP:ERRor:FRAMe:AUTomated <wsp><Set>

Parameter(s)

Set:

The program data syntax for the first parameter is defined as a <BOOLEAN PROGRAM DATA> element.

Starts/stops the automated Rate/Max Rate error Injection.

ON: Enables error injection.

OFF: disables error injection.

Response Syntax

<Value>

Example(s)

SOUR:DATA:TEL:GFP:ERR:FRAM:AUT ON

SOUR:DATA:TEL:GFP:ERR:FRAM:AUT?

Returns: 1

See Also

SOURce:TELecom:GFP:ERRor:CHANnel:AUTomated:CONTinuous?

:SOURce:DATA:TELecom:GFP:ERRor:FRAMe:AUTomated:CONTinuous

Description	This command sets the automated GFP (Core Header) error Mode: ON for Max Rate and OFF for Rate. At *RST condition, this value is set to OFF. Navigation Path: Results > Alarms/Errors > Injection > GFP > Error > Mode This query returns the automated GFP error Mode: ON for Max Rate and OFF for Rate. Returns the automated error Mode: 1: Max Rate 0: Rate
Syntax	:SOURce:DATA:TELecom:GFP:ERRor:FRAMe:AUTomated:CONTinuous <wsp><Set>
Parameter(s)	**Set**: The program data syntax for the first parameter is defined as a <BOOLEAN PROGRAM DATA> element. Sets the automated error Mode: ON: Max Rate OFF: Rate
Response Syntax	<Value>
Example(s)	SOUR:DATA:TEL:GFP:ERR:FRAM:AUT:CONT ON SOUR:DATA:TEL:GFP:ERR:FRAM:AUT:CONT? Returns: 1
See Also	SOURce:DATA:TELecom:GFP:ERRor:FRAMe:AUTomated?

:SOURce:DATA:TELecom:GFP:ERRor:FRAMe:AUTomated:CONTinuous?

Description	This query returns the automated GFP (Core Header) error Mode: ON for Max Rate and OFF for Rate. At *RST condition, this value is set to OFF. Navigation Path: Results > Alarms/Errors > Injection > GFP > Error > Mode
Syntax	:SOURce:DATA:TELecom:GFP:ERRor:FRAMe:AUTomated:CONTinuous?
Response Syntax	<SET>
Response(s)	**SET**: The response data syntax for the first parameter is defined as a <BOOLEAN RESPONSE DATA> element. Returns the automated error Mode: 1: Max Rate 0: Rate
Example(s)	SOUR:DATA:TEL:GFP:ERR:FRAM:AUT:CONT ON SOUR:DATA:TEL:GFP:ERR:FRAM:AUT:CONT? Returns: 1
See Also	SOURce:DATA:TELecom:GFP:ERRor:FRAMe:AUTomated

:SOURce:DATA:TELecom:GFP:ERRor:FRAMe:AUTomated:RATE

Description

This command sets the automated GFP (Core Header) error Rate to be injected.

At *RST condition, this value is set to device-dependent.

Navigation Path: Results > Alarms/Errors > Injection > GFP > Error > Rate > Rate

Syntax

:SOURce:DATA:TELecom:GFP:ERRor:FRAMe:AUTomated:RATE <wsp><Rate>

Parameter(s)

Rate:

The program data syntax for the first parameter is defined as a <DECIMAL NUMERIC PROGRAM DATA> element.

Sets the rate of error to be injected.

MAXimum: Biggest supported value.

MINimum: Smallest supported value.

DEFault: Default value.

Response Syntax

<SET>

Example(s)

SOUR:DATA:TEL:GFP:ERR:FRAM:AUT:RATE 1.2E-09

SOUR:DATA:TEL:GFP:ERR:FRAM:AUT:RATE?

Returns: 1.2E-09

See Also

SOURce:DATA:TELecom:GFP:ERRor:FRAMe:AUTomated:TYPE?

:SOURce:DATA:TELecom:GFP:ERRor:FRAMe:AUTomated:RATE?

Description

This query returns the automated GFP (Core Header) error Rate to be injected.

At *RST condition, this value is set to device-dependent.

Navigation Path: Results > Alarms/Errors > Injection > GFP > Error > Rate > Rate

Syntax

:SOURce:DATA:TELecom:GFP:ERRor:FRAMe:AUTomated:RATE?[<wsp><Value>]

Parameter(s)

Value:

The program data syntax for the first parameter is defined as a <CHARACTER PROGRAM DATA> element.

This parameter is optional. If no token is specified, the current value is returned.

MAXimum: Biggest supported value.

MINimum: Smallest supported value.

DEFault: Default value.

Response Syntax

<Rate>

Response(s)

Rate:

The response data syntax for the first parameter is defined as a <NR3 NUMERIC RESPONSE DATA> element.

Returns the injection rate for the selected GFP error for Frame.

Example(s)

SOUR:DATA:TEL:GFP:ERR:FRAM:AUT:RATE 1.2E-09

SOUR:DATA:TEL:GFP:ERR:FRAM:AUT:RATE?

Returns: 1.2E-09

See Also

SOURce:DATA:TELecom:GFP:ERRor:FRAMe:AUTomated:TYPE

:SOURce:DATA:TELecom:GFP:ERRor:FRAMe:AUTomated:TYPE

Description

This command selects the automated GFP (Core Header) error Defect to be injected.

At *RST condition, this value is set to GFP-cHEC-CORR error.

Navigation Path: Results > Alarms/Errors > Injection > GFP > Error > Rate/Max Rate > Defect

Syntax

:SOURce:DATA:TELecom:GFP:ERRor:FRAMe:AUTomated:TYPE <wsp><Error>

Parameter(s)

Error:

The program data syntax for the first parameter is defined as a <CHARACTER PROGRAM DATA> element.

Selects the error to be injected:

CORRectable: GFP-cHEC-CORR

UCORrectable: GFP-cHEC-UNCORR

Response Syntax

<Rate>

Example(s)

SOUR:DATA:TEL:GFP:ERR:FRAM:AUT:TYPE CORR

SOUR:DATA:TEL:GFP:ERR:FRAM:AUT:TYPE?

Returns: CORR

See Also

SOURce:DATA:TELecom:GFP:ERRor:FRAMe:AUTomated:RATE?

:SOURce:DATA:TELecom:GFP:ERRor:FRAMe:AUTomated:TYPE?

Description

This query returns the automated GFP (Core Header) error Defect to be injected.

At *RST condition, this value is set to GFP-cHEC-CORR error.

Navigation Path: Results > Alarms/Errors > Injection > GFP > Error > Rate/Max Rate > Defect

Syntax

:SOURce:DATA:TELecom:GFP:ERRor:FRAMe:AUTomated:TYPE?

Response Syntax

<Type>

Response(s)

Type:

The response data syntax for the first parameter is defined as a <CHARACTER RESPONSE DATA> element.

Returns the error to be injected:

CORRectable: GFP-cHEC-CORR

UCORrectable: GFP-cHEC-UNCORR

Example(s)

SOUR:DATA:TEL:GFP:ERR:FRAM:AUT:TYPE UCOR

SOUR:DATA:TEL:GFP:ERR:FRAM:AUT:TYPE?

Returns: UCOR

See Also

SOURce:DATA:TELecom:GFP:ERRor:FRAMe:AUTomated:RATE

:SOURce:DATA:TELecom:GFP:ERRor:FRAMe:AUTomated?

Description

This query returns the enable/disable status of the Rate/Max Rate GFP (Core Header) error injection.

At *RST condition, this value is set to OFF.

Navigation Path: Results > Alarms/Errors > Injection > GFP > Error > Rate/Max Rate > Inject

Syntax

:SOURce:DATA:TELecom:GFP:ERRor:FRAMe:AUTomated?

Response Syntax

<SET>

Response(s)

SET:

The response data syntax for the first parameter is defined as a <BOOLEAN RESPONSE DATA> element.

Returns the enable/disable injection status:

1: Enabled

0: Disabled

Example(s)

SOUR:DATA:TEL:GFP:ERR:FRAM:AUT ON

SOUR:DATA:TEL:GFP:ERR:FRAM:AUT?

Returns: 1

See Also

SOURce:TELecom:GFP:ERRor:CHANnel:AUTomated:CONTinuous

:SOURce:DATA:TELecom:GFP:ERRor:FRAMe:INJect

Description	This command enables/disables the manual GFP (Core Header) error injection. This command is an event and is not associated with an *RST condition or a query form. Navigation Path: Results > Alarms/Errors > Injection > GFP > Error > Manual > Inject
Syntax	:SOURce:DATA:TELecom:GFP:ERRor:FRAMe:INJect
Response Syntax	<SET>
Example(s)	SOUR:DATA:TEL:GFP:ERR:FRAM:INJ
See Also	SOURce:DATA:TELecom:GFP:ERRor:FRAMe:AUTomated?

:SOURce:DATA:TELecom:GFP:ERRor:FRAMe:MANual:TYPE

Description

This command selects the manual GFP (Core Header) error Defect to be injected.

At *RST condition, this value is set to GFP-cHEC-CORR Frame error.

Navigation Path: Results > Alarms/Errors > Injection > GFP > Error > Manual > Defect

Syntax

:SOURce:DATA:TELecom:GFP:ERRor:FRAMe:MANual:TYPE <wsp><Error>

Parameter(s)

Error:

The program data syntax for the first parameter is defined as a <CHARACTER PROGRAM DATA> element.

Selects the error to be injected:

CORRectable: GFP-cHEC-CORR

UCORrectable: GFP-cHEC-UNCORR

Response Syntax

<SET>

Example(s)

SOUR:DATA:TEL:GFP:ERR:FRAM:MAN:TYPE UCOR

SOUR:DATA:TEL:GFP:ERR:FRAM:MAN:TYPE?

Returns: UCOR

See Also

SOURce:DATA:TELecom:GFP:ERRor:FRAMe:AMOunt?

:SOURce:DATA:TELecom:GFP:ERRor:FRAMe:MANual:TYPE?

Description
This query returns the manual GFP (Core Header) error Defect to be injected.
At *RST condition, this value is set to GFP-cHEC-CORR error.
Navigation Path: Results > Alarms/Errors > Injection > GFP > Error > Manual > Defect

Syntax
:SOURce:DATA:TELecom:GFP:ERRor:FRAMe:MANual:TYPE?

Response Syntax
<Type>

Response(s)
Type:
The response data syntax for the first parameter is defined as a <CHARACTER RESPONSE DATA> element.
Returns the error to be injected:
CORRectable: GFP-cHEC-CORR
UCORrectable: GFP-cHEC-UNCORR

Example(s)
SOUR:DATA:TEL:GFP:ERR:FRAM:MAN:TYPE CORR
SOUR:DATA:TEL:GFP:ERR:FRAM:MAN:TYPE?
Returns: CORR

See Also
SOURce:DATA:TELecom:GFP:ERRor:FRAMe:AMOunt

:SOURce:DATA:TELecom:OPTical:ALARm:PORT

Description

This command enables/disables the continuous Interface alarm injection.

At *RST condition, this value is set to OFF.

Navigation Path: Results > Alarms/Errors > Injection > Interface > Alarm > Continuous > Inject

Syntax

:SOURce:DATA:TELecom:OPTical:ALARm:PORT <wsp><Set>

Parameter(s)

Set:

The program data syntax for the first parameter is defined as a <BOOLEAN PROGRAM DATA> element.

Starts/stops the continuous alarm Injection.

ON: Enabled

OFF: Disabed

Response Syntax

<Type>

Example(s)

SOUR:DATA:TEL:OPT:ALAR:PORT ON

SOUR:DATA:TEL:OPT:ALAR:PORT?

Returns: 1

See Also

SOURce:DATA:TELecom:ETHernet:ALARm:PHYSical?

SOURce:DATA:TELecom:OPTical:ALARm:PORT:LANE

SOURce:DATA:TELecom:OPTical:ALARm:PORT:LANE?

:SOURce:DATA:TELecom:OPTical:ALARm:PORT:ALANes

Description

This command enables/disables the selection of all lanes for alarms injection purposes.

This command is not associated with any *RST condition.

Navigation Path: Results > Alarms/Errors > Inject > Layer (Interface) > All lanes

Navigation Path: Results > Summary (Unframed BERT) > Inject > Layer (Interface) > All lanes

Syntax

:SOURce:DATA:TELecom:OPTical:ALARm:PORT:ALANes <wsp><Set>

Parameter(s)

Set:

The program data syntax for the first parameter is defined as a <BOOLEAN PROGRAM DATA> element.

Enables/disables the selection of all lanes.

ON: Selects all lanes

OFF: Unselects all lanes

Response Syntax

<Type>

Example(s)

SOUR:DATA:TEL:OPT:ALAR:PORT:ALAN ON

SOUR:DATA:TEL:OPT:ALAR:PORT:ALAN?

Returns: 1

See Also

SOURce:DATA:TELecom:OTN:OTL:LANE

SOURce:DATA:TELecom:OPTical:ALARm:PORT:LANE

:SOURce:DATA:TELecom:OPTical:ALARm:PORT:ALANes?

Description

This query returns the enable/disable selection status of all lanes for alarm injection purposes.

This command is not associated with any *RST condition.

Navigation Path: Results > Alarms/Errors > Inject > Layer (Interface) > All lanes

Navigation Path: Results > Summary (Unframed BERT) > Inject > Layer (Interface) > All lanes

Syntax

:SOURce:DATA:TELecom:OPTical:ALARm:PORT:ALANes?

Response Syntax

<Set>

Response(s)

Set:

The response data syntax for the first parameter is defined as a <BOOLEAN RESPONSE DATA> element.

Returns the enable/disable selection status of all lanes.

1: All lanes are enabled.

0: None or not all lanes are enabled.

Example(s)

SOUR:DATA:TEL:OPT:ALAR:PORT:ALAN ON

SOUR:DATA:TEL:OPT:ALAR:PORT:ALAN?

Returns: 1

See Also

SOURce:DATA:TELecom:OTN:OTL:LANE ?

SOURce:DATA:TELecom:OPTical:ALARm:PORT:LANE

:SOURce:DATA:TELecom:OPTical:ALARm:PORT:LANE

Description

This command enables/disables the selection of a lane for Interface alarm injection purposes.

At *RST condition, this value is device-dependent.

Navigation Path: Results > Alarms/Errors > Inject > Interface > Lane

Syntax

:SOURce:DATA:TELecom:OPTical:ALARm:PORT:LANE <wsp><Lane>, <Set>

Parameter(s)

Lane:

The program data syntax for the first parameter is defined as a <DECIMAL NUMERIC PROGRAM DATA> element.

Selects a lane number.

Set:

The program data syntax for the second parameter is defined as a <BOOLEAN PROGRAM DATA> element.

Enables/disables the selection of a lane.

ON: Enables the lane.

OFF: Disables the lane.

Response Syntax

<Set>

Example(s)

SOUR:DATA:TEL:OPT:ALAR:PORT:LANE 1, ON

SOUR:DATA:TEL:OPT:ALAR:PORT:LANE? 1

Returns: 1

See Also

SOURce:DATA:TELecom:OTN:OTL:ALANes

SOURce:DATA:TELecom:OPTical:ALARm:PORT:ALANes

:SOURce:DATA:TELecom:OPTical:ALARm:PORT:LANE?

Description

This query returns the enable/disable selection status of a lane for Interface alarm injection purposes.

At *RST condition, this value is device-dependent.

Navigation Path: Results > Alarms/Errors > Inject > Interface > Lane

Syntax

:SOURce:DATA:TELecom:OPTical:ALARm:PORT:LANE? <wsp><Lane>

Parameter(s)

Lane:

The program data syntax for the first parameter is defined as a <DECIMAL NUMERIC PROGRAM DATA> element.

Selects a lane number.

Response Syntax

<Set>

Response(s)

Set:

The response data syntax for the first parameter is defined as a <BOOLEAN RESPONSE DATA> element.

Returns the enable/disable selection status of a lane.

1: The lane is enabled.

0: The lane is disabled.

Example(s)

SOUR:DATA:TEL:OPT:ALAR:PORT:LANE 1, ON

SOUR:DATA:TEL:OPT:ALAR:PORT:LANE? 1

Returns: 1

See Also

SOURce:DATA:TELecom:OTN:OTL:ALANes?

SOURce:DATA:TELecom:OPTical:ALARm:PORT:ALANes

:SOURce:DATA:TELecom:OPTical:ALARm:PORT:TYPE?

Description

This query returns the continuous Interface (Optical) alarm Defect to be injected.

At *RST condition, this value is set to LOS.

Navigation Path: Results > Alarms/Errors > Injection > Interface > Alarm > Continuous > Defect

Syntax

:SOURce:DATA:TELecom:OPTical:ALARm:PORT:TYPE?

Response Syntax

<Alarm>

Response(s)

Alarm:

The response data syntax for the first parameter is defined as a <CHARACTER RESPONSE DATA> element.

Returns the alarm to be injected:

LOS

Example(s)

SOUR:DATA:TEL:OPT:ALAR:PORT:TYPE?

Returns: LOS

See Also

SOURce:DATA:TELecom:ELECtrical:ALARm:PORT?

:SOURce:DATA:TELecom:OPTical:ALARm:PORT?

Description

This query returns the enable/disable status of the continuous Interface alarm injection.

At *RST condition, this value is set to OFF.

Navigation Path: Results > Alarms/Errors > Injection > Interface > Alarm > Continuous > Inject

Syntax

:SOURce:DATA:TELecom:OPTical:ALARm:PORT?

Response Syntax

<Set>

Response(s)

Set:

The response data syntax for the first parameter is defined as a <BOOLEAN RESPONSE DATA> element.

Returns the enable/disable injection status.

1: Enabled

0: Disabled

Example(s)

SOUR:DATA:TEL:OPT:ALAR:PORT ON

SOUR:DATA:TEL:OPT:ALAR:PORT?

Returns: 1

See Also

SOURce:DATA:TELecom:ETHernet:ALARm:PHYSical

SOURce:DATA:TELecom:OPTical:ALARm:PORT:LANE

SOURce:DATA:TELecom:OPTical:ALARm:PORT:LANE?

:SOURce:DATA:TELecom:OTN:ALARm:ODU[1..n]

Description

This command enables/disables the continuous ODU alarm injection.

At *RST condition, this value is set to OFF.

Navigation Path: Results > Alarms/Errors > Injection > ODUn > Alarm > Continuous > Inject

NOTE: For ODU[1..n], use ODU100 for ODU0, ODU101 for ODUflex, ODU200 for ODUC, ODU300 for ODUCn.

Syntax

:SOURce:DATA:TELecom:OTN:ALARm:ODU[1..n] <wsp><Inject>

Parameter(s)

Inject:

The program data syntax for the first parameter is defined as a <BOOLEAN PROGRAM DATA> element.

Starts/stops the continuous alarm Injection.

ON: Enables alarm generation.

OFF: Disables alarm generation.

Response Syntax

<Set>

Example(s)

SOUR:DATA:TEL:OTN:ALAR:ODU1:TYPE OFSF

SOUR:DATA:TEL:OTN:ALAR:ODU1 ON

SOUR:DATA:TEL:OTN:ALAR:ODU1?

Returns: 1

See Also

SOURce:DATA:TELecom:OTN:ALARm:OTU[1..n]

:SOURce:DATA:TELecom:OTN:ALARm:ODU[1..n]:ACHAnnel

Description

This query returns if LO ODU alarm injection is done on All Channels for Multi-Channel OTN.

At *RST condition, this value is set to OFF.

Navigation Path: Results > Alarms/Errors > Injection > ODUn > Alarm > Continuous > Channel - All

NOTE: For ODU[1..n], use ODU100 for ODU0, ODU101 for ODUflex, ODU200 for ODUC, ODU300 for ODUCn.

Syntax

:SOURce:DATA:TELecom:OTN:ALARm:ODU[1..n]:ACHAnnel <wsp><AllChannel>

Parameter(s)

AllChannel:

The program data syntax for the first parameter is defined as a <BOOLEAN PROGRAM DATA> element.

Enables/disables:

ON: Enables

OFF: Disables

Response Syntax

<Set>

Example(s)

SOUR:DATA:TEL:OTN:ALAR:ODU1:ACHA ON

See Also

SOURce:DATA:TEL:OTN:ALAR:ODU[1..n]:CHAN

:SOURce:DATA:TELecom:OTN:ALARm:ODU[1..n]:ACHAnnel?

Description

This query returns if LO ODU alarm injection is done on All Channels for Multi-Channel OTN.

At *RST condition, this value is set to OFF.

Navigation Path: Results > Alarms/Errors > Injection > ODUn > Alarm > Continuous > Channel - All

NOTE: For ODU[1..n], use ODU100 for ODU0, ODU101 for ODUflex, ODU200 for ODUC, ODU300 for ODUCn.

Syntax

:SOURce:DATA:TELecom:OTN:ALARm:ODU[1..n]:ACHAnnel?

Response Syntax

<AllChannel>

Response(s)

AllChannel:

The response data syntax for the first parameter is defined as a <BOOLEAN RESPONSE DATA> element.

Returns an indication that the LO ODU alarm injection is done on ALL channels, in the Multi-Channel OTN test application.

1, injection is done on all channels.

0, injection is done on a specific channel.

Example(s)

SOUR:DATA:TEL:OTN:ALAR:ODU1:ACHA ON

SOUR:DATA:TEL:OTN:ALAR:ODU1:ACHA?

Returns: 1

See Also

SOURce:DATA:TEL:OTN:ALAR:ODU[1..n]:CHAN

:SOURce:DATA:TELecom:OTN:ALARm:ODU[1..n]:CHANnel

Description	This command selects the channel used for LO ODU alarm injection, when All Channel is not selected, for Multi-Channel OTN. At *RST condition, this value is set to 1. Navigation Path: Results > Alarms/Errors > Injection > ODUn > Alarm > Continuous > Channel NOTE: For ODU[1..n], use ODU100 for ODU0, ODU101 for ODUflex, ODU200 for ODUC, ODU300 for ODUCn.
Syntax	:SOURce:DATA:TELecom:OTN:ALARm:ODU[1..n]:CHANnel <wsp><Channel>
Parameter(s)	**Channel**: The program data syntax for the first parameter is defined as a <DECIMAL NUMERIC PROGRAM DATA> element. Selects the channel for alarm injection.
Response Syntax	<AllChannel>
Example(s)	SOUR:DATA:TEL:OTN:ALAR:ODU1:CHAN 5
See Also	SOURce:DATA:TEL:OTN:ALAR:ODU[1..n]:ACHA

:SOURce:DATA:TELecom:OTN:ALARm:ODU[1..n]:CHANnel?

Description

This query returns the channel number or client ID used for alarm injection, when All channels is not selected, for Multi-Channel OTN and FlexO BERT test.

At *RST condition, this value is set to 1.

Navigation Path: Results > Alarms/Errors > Injection > ODUn > Alarm > Continuous > Channel

NOTE: For ODU[1..n], use ODU100 for ODU0, ODU101 for ODUflex, ODU200 for ODUC, ODU300 for ODUCn.

Syntax

:SOURce:DATA:TELecom:OTN:ALARm:ODU[1..n]:CHANnel?

Response Syntax

<Channel Number or Client ID>

Response(s)

Channel Number or Client ID:

The response data syntax for the first parameter is defined as a <NR1 NUMERIC RESPONSE DATA> element.

Returns the channel number or client ID used for alarm injection, when All channels is not selected, for Multi-Channel OTN and FlexO BERT test

Example(s)

SOUR:DATA:TEL:OTN:ALAR:ODU1:CHAN 5

SOUR:DATA:TEL:OTN:ALAR:ODU1:CHAN?

Returns: 5

See Also

SOURce:DATA:TEL:OTN:ALAR:ODU[1..n]:ACHA

:SOURce:DATA:TELecom:OTN:ALARm:ODU[1..n]:E[1..n]

Description

This command enables/disables the continuous ODU1e/2e/3e1/3e2 alarm injection.

At *RST condition, this value is set to OFF.

Navigation Path: Results > Alarms/Errors > Injection > ODU1e/2e/3e1/3e2 > Alarm > Continuous > Inject

NOTE: For :E[1..n]:, use :E: for ODU1e/2e.

Syntax

:SOURce:DATA:TELecom:OTN:ALARm:ODU[1..n]:E[1..n] <wsp><Inject>

Parameter(s)

Inject:

The program data syntax for the first parameter is defined as a <BOOLEAN PROGRAM DATA> element.

Starts/stops the continuous alarm Injection.

ON: Enables alarm generation.

OFF: Disables alarm generation.

Response Syntax

<Channel Number or Client ID>

Example(s)

SOUR:DATA:TEL:OTN:ALAR:ODU3:E1:TYPE OFSF

SOUR:DATA:TEL:OTN:ALAR:ODU3:E1 ON

SOUR:DATA:TEL:OTN:ALAR:ODU3:E1?

Returns: 1

See Also

SOURce:DATA:TELecom:OTN:ALARm:ODU[1..n]:E[1..n]:TYPE

SOURce:DATA:TELecom:OTN:ALARm:ODU[1..n]:E[1..n]?

:SOURce:DATA:TELecom:OTN:ALARm:ODU[1..n]:E[1..n]:TCM[1..n]

Description

This command enables/disables the continuous ODU1e/2e/3e1/3e2 TCM alarm injection.

At *RST condition, this value is set to OFF.

Navigation Path: Results > Alarms/Errors > Injection > ODU1e/2e/3e1/3e2 TCM > Alarm > Continuous > Inject

NOTE: For :E[1..n]:, use :E: for ODU1e/2e.

Syntax

:SOURce:DATA:TELecom:OTN:ALARm:ODU[1..n]:E[1..n]:TCM[1..n] <wsp><Inject>

Parameter(s)

Inject:

The program data syntax for the first parameter is defined as a <BOOLEAN PROGRAM DATA> element.

Starts/stops the continuous alarm Injection.

ON: Enables alarm generation.

OFF: Disables alarm generation.

Response Syntax

<Channel Number or Client ID>

Example(s)

SOUR:DATA:TEL:OTN:ALAR:ODU3:E1:TCM1:TYPE TLTC

SOUR:DATA:TEL:OTN:ALAR:ODU3:E1:TCM1 ON

SOUR:DATA:TEL:OTN:ALAR:ODU3:E1:TCM1?

Returns: 1

See Also

SOURce:DATA:TELecom:OTN:ALARm:ODU[1..n]:E[1..n]:TYPE

SOURce:DATA:TELecom:OTN:ALARm:ODU[1..n]:E[1..n]?

:SOURce:DATA:TELecom:OTN:ALARm:ODU[1..n]:E[1..n]:TCM[1..n]:TYPE

Description

This command selects the continuous ODU1e/2e/3e1/3e2 TCM alarm Defect to be injected.

Navigation Path: Results > Alarms/Errors > Injection > ODU1e/2e/3e1/3e2 TCM > Alarm > Continuous > Defect

NOTE: For :E[1..n]:, use :E: for ODU1e/2e.

Syntax

:SOURce:DATA:TELecom:OTN:ALARm:ODU[1..n]:E[1..n]:TCM[1..n]:TYPE <wsp><Alarm>

Parameter(s)

Alarm:

The program data syntax for the first parameter is defined as a <CHARACTER PROGRAM DATA> element.

Selects the alarm to be injected:

TBDI: BDI

TBIAE: BIAE

TIAE: IAE

TLTC: LTC

Response Syntax

<Channel Number or Client ID>

Example(s)

SOUR:DATA:TEL:OTN:ALAR:ODU3:E1:TCM1:TYPE TLTC

SOUR:DATA:TEL:OTN:ALAR:ODU3:E1:TCM1:TYPE?

Returns: TLTC

See Also

SOURce:DATA:TELecom:OTN:ALARm:ODU[1..n]:E[1..n]:TYPE?

:SOURce:DATA:TELecom:OTN:ALARm:ODU[1..n]:E[1..n]:TCM[1..n]:TYPE?

Description

This query returns the continuous ODU1e/2e/3e1/3e2 TCM alarm Defect to be injected.

Navigation Path: Results > Alarms/Errors > Injection > ODU1e/2e/3e1/3e2 TCM > Alarm > Continuous > Defect

NOTE: For :E[1..n]:, use :E: for ODU1e/2e.

Syntax

:SOURce:DATA:TELecom:OTN:ALARm:ODU[1..n]:E[1..n]:TCM[1..n]:TYPE?

Response Syntax

<Alarm>

Response(s)

Alarm:

The response data syntax for the first parameter is defined as a <CHARACTER RESPONSE DATA> element.

Returns the alarm to be injected:

TBDI: BDI

TBIAE: BIAE

TIAE: IAE

TLTC: LTC

Example(s)

SOUR:DATA:TEL:OTN:ALAR:ODU3:E1:TCM1:TYPE TLTC

SOUR:DATA:TEL:OTN:ALAR:ODU3:E1:TCM1:TYPE?

Returns: TLTC

See Also

SOURce:DATA:TELecom:OTN:ALARm:ODU[1..n]:E[1..n]:TYPE

:SOURce:DATA:TELecom:OTN:ALARm:ODU[1..n]:E[1..n]:TCM[1..n]?

Description

This query returns the enable/disable status of the continuous ODU1e/2e/3e1/3e2 TCM alarm injection.

At *RST condition, this value is set to OFF.

Navigation Path: Results > Alarms/Errors > Injection > ODU1e/2e/3e1/3e2 TCM > Alarm > Continuous > Inject

NOTE: For :E[1..n]:, use :E: for ODU1e/2e.

Syntax

:SOURce:DATA:TELecom:OTN:ALARm:ODU[1..n]:E[1..n]:TCM[1..n]?

Response Syntax

<Inject>

Response(s)

Inject:

The response data syntax for the first parameter is defined as a <BOOLEAN RESPONSE DATA> element.

Returns the enable/disable injection status:

1: Enabled

0: Disabled

Example(s)

SOUR:DATA:TEL:OTN:ALAR:ODU3:E1:TCM1:TYPE TLTC

SOUR:DATA:TEL:OTN:ALAR:ODU3:E1 ON

SOUR:DATA:TEL:OTN:ALAR:ODU3:E1:TCM1?

Returns: 1

See Also

SOURce:DATA:TELecom:OTN:ALARm:ODU[1..n]:E[1..n]:TYPE

SOURce:DATA:TELecom:OTN:ALARm:ODU[1..n]:E[1..n]

:SOURce:DATA:TELecom:OTN:ALARm:ODU[1..n]:E[1..n]:TYPE

Description

This command selects the continuous ODU1e/2e/3e1/3e2 alarm Defect to be injected.

At *RST condition, this value is set to OAIS.

Navigation Path: Results > Alarms/Errors > Injection > ODU1e/2e/3e1/3e2 > Alarm > Continuous > Defect

NOTE: For :E[1..n]:, use :E: for ODU1e/2e.

Syntax

:SOURce:DATA:TELecom:OTN:ALARm:ODU[1..n]:E[1..n]:TYPE <wsp><Alarm>

Parameter(s)

Alarm:

The program data syntax for the first parameter is defined as a <CHARACTER PROGRAM DATA> element.

Selects the alarm to be injected:

LOFLom: LOFLOM

OAIS: AIS

OBDi: BDI

OBSD: BSD

OBSF: BSF

OFSD: FSD

OFSF: FSF

OLCK: LOCK

OOCI: OCI

OTIM: TIM

Response Syntax

<Inject>

Example(s)

SOUR:DATA:TEL:OTN:ALAR:ODU3:E1:TYPE OFSF

SOUR:DATA:TEL:OTN:ALAR:ODU3:E1:TYPE?

Returns: OFSF

See Also

SOURce:DATA:TELecom:OTN:ALARm:ODU[1..n]:E:[1..n]:TYPE?

:SOURce:DATA:TELecom:OTN:ALARm:ODU[1..n]:E[1..n]:TYPE?

Description

This query returns the continuous ODU1e/2e/3e1/3e2 alarm Defect to be injected.

At *RST condition, this value is set to OAIS.

Navigation Path: Results > Alarms/Errors > Injection > ODU1e/2e/3e1/3e2 > Alarm > Continuous > Defect

NOTE: For :E[1..n]:, use :E: for ODU1e/2e.

Syntax

:SOURce:DATA:TELecom:OTN:ALARm:ODU[1..n]:E[1..n]:TYPE?

Response Syntax

<Alarm>

Response(s)

Alarm:

The response data syntax for the first parameter is defined as a <CHARACTER RESPONSE DATA> element.

Returns the alarm to be injected:

LOFLom: LOFLOM

OAIS: AIS

OBDi: BDI

OBSD: BSD

OBSF: BSF

OFSD: FSD

OFSF: FSF

OLCK: LOCK

OOCI: OCI

OTIM: TIM

Example(s)

SOUR:DATA:TEL:OTN:ALAR:ODU3:E1:TYPE OFSF

SOUR:DATA:TEL:OTN:ALAR:ODU3:E1:TYPE?

Returns: OFSF

See Also

SOURce:DATA:TELecom:OTN:ALARm:ODU[1..n]:E[1..n]:TYPE

:SOURce:DATA:TELecom:OTN:ALARm:ODU[1..n]:E[1..n]?

Description

This query returns the enable/disable status of the continuous ODU1e/2e/3e1/3e2 alarm injection.

At *RST condition, this value is set to OFF.

Navigation Path: Results > Alarms/Errors > Injection > ODU1e/2e/3e1/3e2 > Alarm > Continuous > Inject

NOTE: For :E[1..n]:, use :E: for ODU1e/2e.

Syntax

:SOURce:DATA:TELecom:OTN:ALARm:ODU[1..n]:E[1..n]?

Response Syntax

<Inject>

Response(s)

Inject:

The response data syntax for the first parameter is defined as a <BOOLEAN RESPONSE DATA> element.

Returns the enable/disable injection status:

1: Enabled

0: Disabled

Example(s)

SOUR:DATA:TEL:OTN:ALAR:ODU3:E1:TYPE OFSF

SOUR:DATA:TEL:OTN:ALAR:ODU3:E1 ON

SOUR:DATA:TEL:OTN:ALAR:ODU3:E1?

Returns: 1

See Also

SOURce:DATA:TELecom:OTN:ALARm:ODU[1..n]:E[1..n]:TYPE

SOURce:DATA:TELecom:OTN:ALARm:ODU[1..n]:E[1..n]

:SOURce:DATA:TELecom:OTN:ALARm:ODU[1..n]:F

Description

This command enables/disables the Optical Channel Data Unit (ODU) alarm generation for non-standard rates OTU(1/2)f

At *RST condition, this value is set to OFF.

Navigation Path: Test > OTN BERT > Results > Alarms/Errors > Global Injection > Layer (ODU(1/2)f) > Type (Alarms) > Inject

Syntax

:SOURce:DATA:TELecom:OTN:ALARm:ODU[1..n]:F <wsp><Status>

Parameter(s)

Status:

The program data syntax for the first parameter is defined as a <BOOLEAN PROGRAM DATA> element.

Enables/disables:

ON: Enables

OFF: Disables

Response Syntax

<Inject>

Example(s)

SOUR:DATA:TEL:OTN:ALAR:ODU1:F:TYPE OFSF

SOUR:DATA:TEL:OTN:ALAR:ODU1:F ON

SOUR:DATA:TEL:OTN:ALAR:ODU1:F?

Returns: 1

See Also

SOURce:DATA:TELecom:OTN:ALARm:ODU[1..n]:E[1..n]:TYPE

SOURce:DATA:TELecom:OTN:ALARm:ODU[1..n]:E[1..n]?

:SOURce:DATA:TELecom:OTN:ALARm:ODU[1..n]:F:TCM[1..n]

Description

This command enables/disables the continuous ODU1f/2f TCM alarm injection.

At *RST condition, this value is set to OFF.

Navigation Path: Results > Alarms/Errors > Injection > ODU1f/2f TCM > Alarm > Continuous > Inject

Syntax

:SOURce:DATA:TELecom:OTN:ALARm:ODU[1..n]:F:TCM[1..n] <wsp><Inject>

Parameter(s)

Inject:

The program data syntax for the first parameter is defined as a <BOOLEAN PROGRAM DATA> element.

Starts/stops the continuous alarm Injection.

ON: Enables alarm generation.

OFF: Disables alarm generation.

Response Syntax

<Inject>

Example(s)

SOUR:DATA:TEL:OTN:ALAR:ODU1:F:TCM1:TYPE TLTC

SOUR:DATA:TEL:OTN:ALAR:ODU1:F:TCM1 ON

SOUR:DATA:TEL:OTN:ALAR:ODU1:F:TCM1:?

Returns: 1

See Also

SOURce:DATA:TELecom:OTN:ALARm:ODU[1..n]:E[1..n]:TYPE

SOURce:DATA:TELecom:OTN:ALARm:ODU[1..n]:E[1..n]?

:SOURce:DATA:TELecom:OTN:ALARm:ODU[1..n]:F:TCM[1..n]:TYPE

Description

This command selects the continuous ODU1f/2f TCM alarm Defect to be injected.

At *RST condition, this value is set to OAIS.

Navigation Path: Results > Alarms/Errors > Injection > ODU1f/2f TCM > Alarm > Continuous > Defect

Syntax

:SOURce:DATA:TELecom:OTN:ALARm:ODU[1..n]:F:TCM[1..n]:TYPE <wsp><Alarm>

Parameter(s)

Alarm:

The program data syntax for the first parameter is defined as a <CHARACTER PROGRAM DATA> element.

Selects the alarm to be injected:

TBDI: BDI

TBIAE: BIAE

TIAE: IAE

TLTC: LTC

Response Syntax

<Inject>

Example(s)

SOUR:DATA:TEL:OTN:ALAR:ODU1:F:TCM1:TYPE TLTC

SOUR:DATA:TEL:OTN:ALAR:ODU1:F:TCM1:TYPE?

Returns: TLTC

See Also

SOURce:DATA:TELecom:OTN:ALARm:ODU[1..n]:E[1..n]:TYPE?

:SOURce:DATA:TELecom:OTN:ALARm:ODU[1..n]:F:TCM[1..n]:TYPE?

Description

This query returns the continuous ODU1f/2f TCM alarm Defect to be injected.

At *RST condition, this value is set to OAIS.

Navigation Path: Results > Alarms/Errors > Injection > ODU1f/2f TCM > Alarm > Continuous > Defect

Syntax

:SOURce:DATA:TELecom:OTN:ALARm:ODU[1..n]:F:TCM[1..n]:TYPE?

Response Syntax

<Alarm>

Response(s)

Alarm:

The response data syntax for the first parameter is defined as a <CHARACTER RESPONSE DATA> element.

Returns the alarm to be injected:

TBDI: BDI

TBIAE: BIAE

TIAE: IAE

TLTC: LTC

Example(s)

SOUR:DATA:TEL:OTN:ALAR:ODU1:F:TCM1:TYPE TLTC

SOUR:DATA:TEL:OTN:ALAR:ODU1:F:TCM1:TYPE?

Returns: TLTC

See Also

SOURce:DATA:TELecom:OTN:ALARm:ODU[1..n]:E[1..n]:TYPE

:SOURce:DATA:TELecom:OTN:ALARm:ODU[1..n]:F:TCM[1..n]?

Description

This query returns the enable/disable status of the continuous ODU1f/2f TCM alarm injection.

At *RST condition, this value is set to OFF.

Navigation Path: Results > Alarms/Errors > Injection > ODU1f/2f TCM > Alarm > Continuous > Inject

Syntax

:SOURce:DATA:TELecom:OTN:ALARm:ODU[1..n]:F:TCM[1..n]?

Response Syntax

<Inject>

Response(s)

Inject:

The response data syntax for the first parameter is defined as a <BOOLEAN RESPONSE DATA> element.

Returns the enable/disable injection status:

1: Enabled

0: Disabled

Example(s)

SOUR:DATA:TEL:OTN:ALAR:ODU1:F:TCM1:TYPE TLTC

SOUR:DATA:TEL:OTN:ALAR:ODU1:F:TCM1 ON

SOUR:DATA:TEL:OTN:ALAR:ODU1:F:TCM1?

Returns: 1

See Also

SOURce:DATA:TELecom:OTN:ALARm:ODU[1..n]:E[1..n]:TYPE

SOURce:DATA:TELecom:OTN:ALARm:ODU[1..n]:E[1..n]

:SOURce:DATA:TELecom:OTN:ALARm:ODU[1..n]:F:TYPE

Description

This command selects the continuous ODU1f/2f TCM alarm Defect to be injected.

At *RST condition, this value is set to OAIS.

Navigation Path: Results > Alarms/Errors > Injection > ODU1f/2f TCM > Alarm > Continuous > Defect

Syntax

:SOURce:DATA:TELecom:OTN:ALARm:ODU[1..n]:F:TYPE <wsp><Alarm>

Parameter(s)

Alarm:

The program data syntax for the first parameter is defined as a <CHARACTER PROGRAM DATA> element.

Selects the alarm to be injected:

OAIS: AIS

OBDi: BDI

OBSD: BSD

OBSF: BSF

OFSD: FSD

OFSF: FSF

OLCK: LCK

OOCI: OCI

OTIM: TIM

Response Syntax

<Inject>

Example(s)

SOUR:DATA:TEL:OTN:ALAR:ODU1:F:TYPE OFSF

SOUR:DATA:TEL:OTN:ALAR:ODU1:F:TYPE?

Returns: OFSF

See Also

SOURce:DATA:TELecom:OTN:ALARm:ODU[1..n]:E:[1..n]:TYPE?

:SOURce:DATA:TELecom:OTN:ALARm:ODU[1..n]:F:TYPE?

Description

This query returns the continuous ODU1f/2f TCM alarm Defect to be injected.

At *RST condition, this value is set to OAIS.

Navigation Path: Results > Alarms/Errors > Injection > ODU1f/2f TCM > Alarm > Continuous > Defect

Syntax

:SOURce:DATA:TELecom:OTN:ALARm:ODU[1..n]:F:TYPE?

Response Syntax

<Alarm>

Response(s)

Alarm:

The response data syntax for the first parameter is defined as a <CHARACTER RESPONSE DATA> element.

Returns the alarm to be injected:

OAIS: AIS

OBDI: BDI

OBSD: BSD

OBSF: BSF

OFSD: FSD

OFSF: FSF

OLCK: LCK

OOCI: OCI

OTIM: TIM

Example(s)

SOUR:DATA:TEL:OTN:ALAR:ODU1:F:TYPE OFSF

SOUR:DATA:TEL:OTN:ALAR:ODU1:F:TYPE?

Returns: OFSF

See Also

SOURce:DATA:TELecom:OTN:ALARm:ODU[1..n]:E[1..n]:TYPE

:SOURce:DATA:TELecom:OTN:ALARm:ODU[1..n]:F?

Description

This query returns the status of the Optical Data Unit (ODU) alarm generation for non-standard rates OTU(1/2)f

At *RST condition, this value is set to OFF.

Navigation Path: Test > OTN BERT > Results > Alarms/Errors > Global Injection > Layer (ODU(1/2)f) > Type (Alarm) > Inject

Syntax

:SOURce:DATA:TELecom:OTN:ALARm:ODU[1..n]:F?

Response Syntax

<Set>

Response(s)

Set:

The response data syntax for the first parameter is defined as a <BOOLEAN RESPONSE DATA> element.

Returns the status of Optical Data Unit (ODU) alarm generation.

1, status of Optical Data Unit (ODU) alarm is enabled

0, status of Optical Data Unit (ODU) alarm is disabled

Example(s)

SOUR:DATA:TEL:OTN:ALAR:ODU1:F:TYPE OFSF

SOUR:DATA:TEL:OTN:ALAR:ODU1:F ON

SOUR:DATA:TEL:OTN:ALAR:ODU1:F?

Returns: 1

See Also

SOURce:DATA:TELecom:OTN:ALARm:ODU[1..n]:E[1..n]:TYPE

SOURce:DATA:TELecom:OTN:ALARm:ODU[1..n]:E[1..n]

:SOURce:DATA:TELecom:OTN:ALARm:ODU[1..n]:OTUC

Description

This command enables/disables the selection of an OTUC for ODUCn alarms injection purposes for FlexO BERT.

At *RST condition, this value is set to OFF.

Navigation Path: Results > Alarms/Errors > Inject > Layer (ODUCn) > OTUC

Syntax

:SOURce:DATA:TELecom:OTN:ALARm:ODU[1..n]:OTUC <wsp><OTUC #>, <Set>

Parameter(s)

OTUC #:

The program data syntax for the first parameter is defined as a <DECIMAL NUMERIC PROGRAM DATA> element.

Selects OTUC number

Set:

The program data syntax for the second parameter is defined as a <BOOLEAN PROGRAM DATA> element.

Sets the ODUCn per OTUC status.

ON: Enables the OTUC.

OFF: Disables the OTUC.

Response Syntax

<Set>

Example(s)

SOUR:DATA:TEL:OTN:ALAR:ODU200:OTUC 1, ON

See Also

SOURce:DATA:TELecom:OTN:ERRor:ODU[1..n]:OTUC

:SOURce:DATA:TELecom:OTN:ALARm:ODU[1..n]:OTUC:ALL

Description

This command enables/disables the selection of all OTUC for ODUCn alarms injection purposes for FlexO BERT.

At *RST condition, this value is set to OFF.

Navigation Path: Results > Alarms/Errors > Inject > Layer (ODUCn) > All OTUC

Syntax

:SOURce:DATA:TELecom:OTN:ALARm:ODU[1..n]:OTUC:ALL <wsp><Set>

Parameter(s)

Set:

The program data syntax for the first parameter is defined as a <BOOLEAN PROGRAM DATA> element.

Enables/disables the selection of all OTUC.

ON: Selects all OTUC

OFF: Unselects all OTUC

Response Syntax

<Set>

Example(s)

SOUR:DATA:TEL:OTN:ALAR:ODU200:OTUC:ALL ON

See Also

SOURce:DATA:TELecom:OTN:ERRor:ODU[1..n]:OTUC:ALL

:SOURce:DATA:TELecom:OTN:ALARm:ODU[1..n]:OTUC:ALL?

Description	This query returns the enable/disable selection status of all OTUC for ODUCn alarms injection purposes for FlexO BERT. At *RST condition, this value is set to OFF. Navigation Path: Results > Alarms/Errors > Inject > Layer(ODUCn) > All OTUC
Syntax	:SOURce:DATA:TELecom:OTN:ALARm:ODU[1..n]:OTUC:ALL?
Response Syntax	<Set>
Response(s)	**Set**: The response data syntax for the first parameter is defined as a <BOOLEAN RESPONSE DATA> element. Returns the enable/disable selection status of all OTUC. 1: All OTUC are enabled. 0: None or not all OTUC are enabled.
Example(s)	SOUR:DATA:TEL:OTN:ALAR:ODU200:OTUC:ALL?
See Also	SOURce:DATA:TELecom:OTN:ERRor:ODU[1..n]:OTUC:ALL?

:SOURce:DATA:TELecom:OTN:ALARm:ODU[1..n]:OTUC?

Description

This query returns the enable/disable selection status of an OTUC for ODUCn alarms injection purposes for FlexO BERT.

At *RST condition, this value is set to OFF.

Navigation Path: Results > Alarms/Errors > Inject > Layer (ODUCn) > OTUC

Syntax

:SOURce:DATA:TELecom:OTN:ALARm:ODU[1..n]:OTUC? <wsp><OTUC #>

Parameter(s)

OTUC #:

The program data syntax for the first parameter is defined as a <DECIMAL NUMERIC PROGRAM DATA> element.

Selects OTUC number

Response Syntax

<Set>

Response(s)

Set:

The response data syntax for the first parameter is defined as a <BOOLEAN RESPONSE DATA> element.

Returns the OTUC status for ODUC alarm injection.

1: The OTUC is enabled.

0: The OTUC is disabled.

Example(s)

SOUR:DATA:TEL:OTN:ALAR:ODU200:OTUC? 1

See Also

SOURce:DATA:TELecom:OTN:ERRor:ODU[1..n]:OTUC?

:SOURce:DATA:TELecom:OTN:ALARm:ODU[1..n]:TCM[1..n]

Description

This command enables/disables the continuous ODU TCM alarm injection.

At *RST condition, this value is set to OFF.

Navigation Path: Results > Alarms/Errors > Injection > ODU TCM > Alarm > Continuous > Inject

Syntax

:SOURce:DATA:TELecom:OTN:ALARm:ODU[1..n]:TCM[1..n] <wsp><Inject>

Parameter(s)

Inject:

The program data syntax for the first parameter is defined as a <BOOLEAN PROGRAM DATA> element.

Starts/stops the continuous alarm Injection.

ON: Enables alarm generation.

OFF: Disables alarm generation.

Response Syntax

<Set>

Example(s)

SOUR:DATA:TEL:OTN:ALAR:ODU3:TCM1 ON

SOUR:DATA:TEL:OTN:ALAR:ODU3:TCM1?

Returns: 1

See Also

SOURce:DATA:TELecom:OTN:ALARm:ODU[1..n]

:SOURce:DATA:TELecom:OTN:ALARm:ODU[1..n]:TCM[1..n]:TYPE

Description

This command selects the continuous ODU TCM alarm Defect to be injected.

At *RST condition, this value is set to TLTC.

Navigation Path: Results > Alarms/Errors > Injection > ODU TCM > Alarm > Continuous > Defect

Syntax

:SOURce:DATA:TELecom:OTN:ALARm:ODU[1..n]:TCM[1..n]:TYPE <wsp><Alarm>

Parameter(s)

Alarm:

The program data syntax for the first parameter is defined as a <CHARACTER PROGRAM DATA> element.

Selects the alarm to be injected:

TBDI: BDI

TBIAE: BIAE

TIAE: IAE

TLTC: LTC

Response Syntax

<Set>

Example(s)

SOUR:DATA:TEL:OTN:ALAR:ODU3:TCM1:TYPE TLTC

See Also

SOURce:DATA:TELecom:OTN:ALARm:ODU[1..n]:TYPE

:SOURce:DATA:TELecom:OTN:ALARm:ODU[1..n]:TCM[1..n]:TYPE?

Description	This query returns the continuous ODU TCM alarm Defect to be injected. At *RST condition, this value is set to TLTC. Navigation Path: Results > Alarms/Errors > Injection > ODU TCM > Alarm > Continuous > Defect
Syntax	:SOURce:DATA:TELecom:OTN:ALARm:ODU[1..n]:TCM[1..n]:TYPE?
Response Syntax	<Alarm>
Response(s)	**Alarm**: The response data syntax for the first parameter is defined as a <CHARACTER RESPONSE DATA> element. Returns the alarm to be injected: TBDI: BDI TBIAE: BIAE TIAE: IAE TLTC: LTC
Example(s)	SOUR:DATA:TEL:OTN:ALAR:ODU3:TCM1:TYPE TLTC SOUR:DATA:TEL:OTN:ALAR:ODU3:TCM1:TYPE? Returns: TLTC
See Also	SOURce:DATA:TELecom:OTN:ALARm:ODU[1..n]:TYPE?

:SOURce:DATA:TELecom:OTN:ALARm:ODU[1..n]:TCM[1..n]?

Description

This query returns the enable/disable status of the continuous ODU TCM alarm injection.

At *RST condition, this value is set to OFF.

Navigation Path: Results > Alarms/Errors > Injection > ODU TCM > Alarm > Continuous > Inject

Syntax

:SOURce:DATA:TELecom:OTN:ALARm:ODU[1..n]:TCM[1..n]?

Response Syntax

<Inject>

Response(s)

Inject:

The response data syntax for the first parameter is defined as a <BOOLEAN RESPONSE DATA> element.

Returns the enable/disable injection status:

1: Enabled

0: Disabled

Example(s)

SOUR:DATA:TEL:OTN:ALAR:ODU3:TCM1?

See Also

SOURce:DATA:TELecom:OTN:ALARm:ODU[1..n]?

:SOURce:DATA:TELecom:OTN:ALARm:ODU[1..n]:TYPE

Description

This command selects the continuous ODU alarm Defect to be injected.

At *RST condition, this value is set to OAIS.

Navigation Path: Results > Alarms/Errors > Injection > ODUn > Alarm > Continuous > Defect

NOTE: For ODU[1..n], use ODU100 for ODU0, ODU101 for ODUflex, ODU200 for ODUC, ODU300 for ODUCn.

Syntax

:SOURce:DATA:TELecom:OTN:ALARm:ODU[1..n]:TYPE <wsp><Alarm>

Parameter(s)

Alarm:

The program data syntax for the first parameter is defined as a <CHARACTER PROGRAM DATA> element.

Selects the alarm to be injected:

OAIS: ODU-AIS

OBDi: ODU-BDI

OLCK: ODU-LCK

OOCI: ODU-OCI

OFSF: ODU-FSF

OBSF: ODU-BSF

OFSD: ODU-FSD

OBSD: ODU-BSD

LOFLom, ODU-LOFLOM

Response Syntax

<Inject>

Example(s)

SOUR:DATA:TEL:OTN:ALAR:ODU1:TYPE OFSF

SOUR:DATA:TEL:OTN:ALAR:ODU1:TYPE?

Returns: OFSF

See Also

SOURce:DATA:TELecom:OTN:ALARm:OTU[1..n]:TYPE

SOURce:DATA:TELecom:OTN:ALARm:OTU[1..n]:TYPE?

:SOURce:DATA:TELecom:OTN:ALARm:ODU[1..n]:TYPE?

Description

This query returns the continuous ODU alarm Defect to be injected.

At *RST condition, this value is set to OAIS.

Navigation Path: Results > Alarms/Errors > Injection > ODUn > Alarm > Continuous > Defect

NOTE: For ODU[1..n], use ODU100 for ODU0, ODU101 for ODUflex, ODU200 for ODUC, ODU300 for ODUCn.

Syntax

:SOURce:DATA:TELecom:OTN:ALARm:ODU[1..n]:TYPE?

Response Syntax

<Alarm>

Response(s)

Alarm:

The response data syntax for the first parameter is defined as a <CHARACTER RESPONSE DATA> element.

Returns the alarm to be injected:

OAIS: ODU-AIS

OBDi: ODU-BDI

OLCK: ODU-LCK

OOCI: ODU-OCI

OFSF: ODU-FSF

OBSF: ODU-BSF

OFSD: ODU-FSD

OBSD: ODU-BSD

LOFLom, ODU-LOFLOM

Example(s)

SOUR:DATA:TEL:OTN:ALAR:ODU1:TYPE OFSF

SOUR:DATA:TEL:OTN:ALAR:ODU1:TYPE?

Returns: OFSF

See Also

SOURce:DATA:TELecom:OTN:ALARm:OTU[1..n]:TYPE

SOURce:DATA:TELecom:OTN:ALARm:OTU[1..n]:TYPE?

:SOURce:DATA:TELecom:OTN:ALARm:ODU[1..n]?

Description

This query returns the enable/disable status of the continuous ODU alarm injection.

At *RST condition, this value is set to OFF.

Navigation Path: Results > Alarms/Errors > Injection > ODUn > Alarm > Continuous > Inject

NOTE: For ODU[1..n], use ODU100 for ODU0, ODU101 for ODUflex, ODU200 for ODUC, ODU300 for ODUCn.

Syntax

:SOURce:DATA:TELecom:OTN:ALARm:ODU[1..n]?

Response Syntax

<Set>

Response(s)

Set:

The response data syntax for the first parameter is defined as a <BOOLEAN RESPONSE DATA> element.

Returns the enable/disable injection status.

1: Enabled

0: Disabled

Example(s)

SOUR:DATA:TEL:OTN:ALAR:ODU1:TYPE OFSF

SOUR:DATA:TEL:OTN:ALAR:ODU1 ON

SOUR:DATA:TEL:OTN:ALAR:ODU1?

Returns: 1

See Also

SOURce:DATA:TELecom:OTN:ALARm:OTU[1..n]?

:SOURce:DATA:TELecom:OTN:ALARm:OPU[1..n]

Description

This command enables/disables the continuous OPU / OPU3e1/e2 alarm injection.

At *RST condition, this value is set to OFF.

Navigation Path: Results > Alarms/Errors > Injection > OPU / OPU3e1/e2 > Alarm > Continuous > Inject

NOTE: For OPU[1..n], use OPU100 for OPU0, OPU101 for OPUflex, OPU3 for OPU3e1/e2.

Syntax

:SOURce:DATA:TELecom:OTN:ALARm:OPU[1..n] <wsp><Inject>

Parameter(s)

Inject:

The program data syntax for the first parameter is defined as a <BOOLEAN PROGRAM DATA> element.

Starts/stops the continuous alarm Injection.

ON: Enables alarm generation.

OFF: Disables alarm generation.

Response Syntax

<Set>

Example(s)

SOUR:DATA:TEL:OTN:ALAR:OPU1:TYPE OAIS

SOUR:DATA:TEL:OTN:ALAR:OPU1 ON

SOUR:DATA:TEL:OTN:ALAR:OPU1?

Returns: 1

See Also

SOURce:DATA:TELecom:OTN:ALARm:OPU[1..n]:TYPE

SOURce:DATA:TELecom:OTN:ALARm:OPU[1..n]:TYPE?

:SOURce:DATA:TELecom:OTN:ALARm:OPU[1..n]:ACHAnnel

Description

This command selects if LO OPU alarm injection is done on ALL channels, in the Multi-Channel OTN test application.

At *RST condition, this value is set to OFF.

Navigation Path: Test > Multi-Channel OTN > Results > Alarms/Errors > Global Injection > Layer (ODU)

NOTE: For OPU[1..n], use OPU100 for OPU0 and OPU101 for OPUflex.

Syntax

:SOURce:DATA:TELecom:OTN:ALARm:OPU[1..n]:ACHAnnel <wsp><AllChannel>

Parameter(s)

AllChannel:

The program data syntax for the first parameter is defined as a <BOOLEAN PROGRAM DATA> element.

Enables/disables:

ON: Enables

OFF: Disables

Response Syntax

<Set>

Example(s)

SOUR:DATA:TEL:OTN:ALAR:OPU1:ACHA ON

See Also

SOURce:DATA:TEL:OTN:ALAR:OPU[1..n]:CHAN

:SOURce:DATA:TELecom:OTN:ALARm:OPU[1..n]:ACHAnnel?

Description

This query returns if LO OPU alarm injection is done on ALL channels, in the Multi-Channel OTN test application.

At *RST condition, this value is set to OFF.

Navigation Path: Test > Multi-Channel OTN > Results > Alarms/Errors > Global Injection > Layer (ODU)

NOTE: For OPU[1..n], use OPU100 for OPU0 and OPU101 for OPUflex.

Syntax

:SOURce:DATA:TELecom:OTN:ALARm:OPU[1..n]:ACHAnnel?

Response Syntax

<AllChannel>

Response(s)

AllChannel:

The response data syntax for the first parameter is defined as a <BOOLEAN RESPONSE DATA> element.

Returns an indication that the LO OPU alarm injection is done on ALL channels, in the Multi-Channel OTN test application.

1, injection is done on all channels.

0, injection is done on a specific channel.

Example(s)

SOUR:DATA:TEL:OTN:ALAR:OPU1:ACHA ON

SOUR:DATA:TEL:OTN:ALAR:OPU1:ACHA?

Returns: 1

See Also

SOURce:DATA:TEL:OTN:ALAR:OPU[1..n]:CHAN

:SOURce:DATA:TELecom:OTN:ALARm:OPU[1..n]:CHANnel

Description

This command selects the channel number or client ID used for alarm injection, when command AllCHAnnel is 'OFF', for the Multi-Channel OTN and FlexO BERT test.

At *RST condition, this value is set to 1.

Navigation Path: Test > Multi-Channel OTN > Results > Alarms/Errors > Global Injection > Layer (ODU)

NOTE: For OPU[1..n], use OPU100 for OPU0 and OPU101 for OPUflex.

Syntax

:SOURce:DATA:TELecom:OTN:ALARm:OPU[1..n]:CHANnel <wsp><Channel Number or Client ID>

Parameter(s)

Channel Number or Client ID:

The program data syntax for the first parameter is defined as a <DECIMAL NUMERIC PROGRAM DATA> element.

Selects the channel number or client ID used for alarm injection, when command AllCHAnnel is 'OFF', for the Multi-Channel OTN and FlexO BERT test.

Response Syntax

<AllChannel>

Example(s)

SOUR:DATA:TEL:OTN:ALAR:OPU1:CHAN 5

See Also

SOURce:DATA:TEL:OTN:ALAR:OPU[1..n]:ACHA

:SOURce:DATA:TELecom:OTN:ALARm:OPU[1..n]:CHANnel?

Description

This query returns the channel number or client ID used for alarm injection, when command AllCHAnnel is 'OFF', for the Multi-Channel OTN and FlexO BERT test.

At *RST condition, this value is set to 1.

Navigation Path: Test > Multi-Channel OTN > Results > Alarms/Errors > Global Injection > Layer (ODU)

NOTE: For OPU[1..n], use OPU100 for OPU0 and OPU101 for OPUflex.

Syntax

:SOURce:DATA:TELecom:OTN:ALARm:OPU[1..n]:CHANnel?

Response Syntax

<Channel Number or Client ID>

Response(s)

Channel Number or Client ID:

The response data syntax for the first parameter is defined as a <NR1 NUMERIC RESPONSE DATA> element.

Returns the channel number or client ID used for alarm injection, when command AllCHAnnel is 'OFF', for the Multi-Channel OTN and FlexO BERT test.

'n', injection is done on channel or clien ID 'n', when AllCHAnnel is 'OFF'.

Example(s)

SOUR:DATA:TEL:OTN:ALAR:OPU1:CHAN 5

SOUR:DATA:TEL:OTN:ALAR:OPU1:CHAN?

Returns: 5

See Also

SOURce:DATA:TEL:OTN:ALAR:OPU[1..n]:ACHA

:SOURce:DATA:TELecom:OTN:ALARm:OPU[1..n]:E

Description

This command enables/disables the continuous OPU1e/2e alarm injection.

At *RST condition, this value is set to OFF.

Navigation Path: Results > Alarms/Errors > Injection > OPU1e/2e > Alarm > Continuous > Inject

Syntax

:SOURce:DATA:TELecom:OTN:ALARm:OPU[1..n]:E <wsp><Inject>

Parameter(s)

Inject:

The program data syntax for the first parameter is defined as a <BOOLEAN PROGRAM DATA> element.

Starts/stops the continuous alarm Injection.

ON: Enables alarm generation.

OFF: Disables alarm generation.

Response Syntax

<Channel Number or Client ID>

Example(s)

SOUR:DATA:TEL:OTN:ALAR:OPU1:E:TYPE OAIS

SOUR:DATA:TEL:OTN:ALAR:OPU1:E ON

SOUR:DATA:TEL:OTN:ALAR:OPU1:E?

Returns: 1

See Also

SOURce:DATA:TELecom:OTN:ALARm:OPU[1..n]:TYPE

SOURce:DATA:TELecom:OTN:ALARm:OPU[1..n]:TYPE?

:SOURce:DATA:TELecom:OTN:ALARm:OPU[1..n]:E:TYPE

Description

This command selects the continuous OPU1e/2e alarm Defect to be injected.

At *RST condition, this value is set to device-dependent.

Navigation Path: Results > Alarms/Errors > Injection > OPU1e/2e > Alarm > Continuous > Defect

Syntax

:SOURce:DATA:TELecom:OTN:ALARm:OPU[1..n]:E:TYPE <wsp><Alarm>

Parameter(s)

Alarm:

The program data syntax for the first parameter is defined as a <CHARACTER PROGRAM DATA> element.

Selects the alarm to be injected:

OAIS: AIS

OCSF: CSF

OMSim: MSIM

Response Syntax

<Channel Number or Client ID>

Example(s)

SOUR:DATA:TEL:OTN:ALAR:OPU1:E:TYPE OAIS

SOUR:DATA:TEL:OTN:ALAR:OPU1:E:TYPE?

Returns: OAIS

See Also

SOURce:DATA:TELecom:OTN:ALARm:ODU[1..n]:TYPE

SOURce:DATA:TELecom:OTN:ALARm:ODU[1..n]:TYPE?

:SOURce:DATA:TELecom:OTN:ALARm:OPU[1..n]:E:TYPE?

Description

This query returns the continuous OPU1e/2e alarm Defect to be injected.

At *RST condition, this value is set to device-dependent.

Navigation Path: Results > Alarms/Errors > Injection > OPU1e/2e > Alarm > Continuous > Defect

Syntax

:SOURce:DATA:TELecom:OTN:ALARm:OPU[1..n]:E:TYPE?

Response Syntax

<Alarm>

Response(s)

Alarm:

The response data syntax for the first parameter is defined as a <CHARACTER RESPONSE DATA> element.

Returns the alarm to be injected:

OAIS: AIS

OCSF: CSF

OMSim: MSIM

Example(s)

SOUR:DATA:TEL:OTN:ALAR:OPU1:E:TYPE OAIS

SOUR:DATA:TEL:OTN:ALAR:OPU1:E:TYPE?

Returns: OAIS

See Also

SOURce:DATA:TELecom:OTN:ALARm:ODU[1..n]:TYPE

SOURce:DATA:TELecom:OTN:ALARm:ODU[1..n]:TYPE?

:SOURce:DATA:TELecom:OTN:ALARm:OPU[1..n]:E?

Description

This query returns the enable/disable status of the continuous OPU1e/2e alarm injection.

At *RST condition, this value is set to OFF.

Navigation Path: Results > Alarms/Errors > Injection > OPU1e/2e > Alarm > Continuous > Inject

Syntax

:SOURce:DATA:TELecom:OTN:ALARm:OPU[1..n]:E?

Response Syntax

<Inject>

Response(s)

Inject:

The response data syntax for the first parameter is defined as a <BOOLEAN RESPONSE DATA> element.

Returns the enable/disable injection status:

1: Enabled

0: Disabled

Example(s)

SOUR:DATA:TEL:OTN:ALAR:OPU1:E:TYPE OAIS

SOUR:DATA:TEL:OTN:ALAR:OPU1:E ON

SOUR:DATA:TEL:OTN:ALAR:OPU1:E?

Returns: 1

See Also

SOURce:DATA:TELecom:OTN:ALARm:OPU[1..n]:TYPE

SOURce:DATA:TELecom:OTN:ALARm:OPU[1..n]:TYPE?

:SOURce:DATA:TELecom:OTN:ALARm:OPU[1..n]:F

Description

This command enables/disables the continuous OPU1f/2f alarm injection.

At *RST condition, this value is set to OFF.

Navigation Path: Results > Alarms/Errors > Injection > OPU1f/2f > Alarm > Continuous > Inject

Syntax

:SOURce:DATA:TELecom:OTN:ALARm:OPU[1..n]:F <wsp><Inject>

Parameter(s)

Inject:

The program data syntax for the first parameter is defined as a <BOOLEAN PROGRAM DATA> element.

Starts/stops the continuous alarm Injection.

ON: Enables alarm generation.

OFF: Disables alarm generation.

Response Syntax

<Inject>

Example(s)

SOUR:DATA:TEL:OTN:ALAR:OPU1:F:TYPE OAIS

SOUR:DATA:TEL:OTN:ALAR:OPU1:F ON

SOUR:DATA:TEL:OTN:ALAR:OPU1:F?

Returns: 1

See Also

SOURce:DATA:TELecom:OTN:ALARm:OPU[1..n]:TYPE

SOURce:DATA:TELecom:OTN:ALARm:OPU[1..n]:TYPE?

:SOURce:DATA:TELecom:OTN:ALARm:OPU[1..n]:F:TYPE

Description

This command selects the continuous OPU1f/2f alarm Defect to be injected.

At *RST condition, this value is set to device-dependent.

Navigation Path: Results > Alarms/Errors > Injection > OPU1f/2f > Alarm > Continuous > Defect

Syntax

:SOURce:DATA:TELecom:OTN:ALARm:OPU[1..n]:F:TYPE <wsp><Alarm>

Parameter(s)

Alarm:

The program data syntax for the first parameter is defined as a <CHARACTER PROGRAM DATA> element.

Selects the alarm to be injected:

OAIS: AIS

OCSF: CSF

OMSim: MSIM

Response Syntax

<Inject>

Example(s)

SOUR:DATA:TEL:OTN:ALAR:OPU1:F:TYPE OAIS

SOUR:DATA:TEL:OTN:ALAR:OPU1:F:TYPE?

Returns: OAIS

See Also

SOURce:DATA:TELecom:OTN:ALARm:ODU[1..n]:TYPE

SOURce:DATA:TELecom:OTN:ALARm:ODU[1..n]:TYPE?

:SOURce:DATA:TELecom:OTN:ALARm:OPU[1..n]:F:TYPE?

Description

This query returns the continuous OPU1f/2f alarm Defect to be injected.

At *RST condition, this value is set to device-dependent.

Navigation Path: Results > Alarms/Errors > Injection > OPU1f/2f > Alarm > Continuous > Defect

Syntax

:SOURce:DATA:TELecom:OTN:ALARm:OPU[1..n]:F:TYPE?

Response Syntax

<Alarm>

Response(s)

Alarm:

The response data syntax for the first parameter is defined as a <CHARACTER RESPONSE DATA> element.

Returns the alarm to be injected:

OAIS: AIS

OCSF: CSF

OMSim: MSIM

Example(s)

SOUR:DATA:TEL:OTN:ALAR:OPU1:F:TYPE OCSF

SOUR:DATA:TEL:OTN:ALAR:OPU1:F:TYPE?

Returns: OCSF

See Also

SOURce:DATA:TELecom:OTN:ALARm:ODU[1..n]:TYPE

SOURce:DATA:TELecom:OTN:ALARm:ODU[1..n]:TYPE?

:SOURce:DATA:TELecom:OTN:ALARm:OPU[1..n]:F?

Description

This query returns the enable/disable status of the continuous OPU1f/2f alarm injection.

At *RST condition, this value is set to OFF.

Navigation Path: Results > Alarms/Errors > Injection > OPU1f/2f > Alarm > Continuous > Inject

Syntax

:SOURce:DATA:TELecom:OTN:ALARm:OPU[1..n]:F?

Response Syntax

<Set>

Response(s)

Set:

The response data syntax for the first parameter is defined as a <BOOLEAN RESPONSE DATA> element.

Returns the enable/disable injection status:

1: Enabled

0: Disabled

Example(s)

SOUR:DATA:TEL:OTN:ALAR:OPU1:F:TYPE OCSF

SOUR:DATA:TEL:OTN:ALAR:OPU1:F ON

SOUR:DATA:TEL:OTN:ALAR:OPU1:F?

Returns: 1

See Also

SOURce:DATA:TELecom:OTN:ALARm:OPU[1..n]:TYPE

SOURce:DATA:TELecom:OTN:ALARm:OPU[1..n]:TYPE?

:SOURce:DATA:TELecom:OTN:ALARm:OPU[1..n]:OTUC

Description

This command enables/disables the selection of an OTUC for OPUCn alarms injection purposes for FlexO BERT.

At *RST condition, this value is set to OFF.

Navigation Path: Results > Alarms/Errors > Inject > Layer (OPUCn) > OTUC

Syntax

:SOURce:DATA:TELecom:OTN:ALARm:OPU[1..n]:OTUC <wsp><OTUC #>, <Set>

Parameter(s)

OTUC #:

The program data syntax for the first parameter is defined as a <DECIMAL NUMERIC PROGRAM DATA> element.

Selects OTUC number

Set:

The program data syntax for the second parameter is defined as a <BOOLEAN PROGRAM DATA> element.

Sets the ODUCn per OTUC status.

ON: Enables the OTUC.

OFF: Disables the OTUC.

Response Syntax

<Set>

Example(s)

SOUR:DATA:TEL:OTN:ALAR:OPU200:OTUC 1, ON

See Also

SOURce:DATA:TELecom:OTN:ERRor:OPU[1..n]:OTUC

:SOURce:DATA:TELecom:OTN:ALARm:OPU[1..n]:OTUC:ALL

Description

This command enables/disables the selection of all OTUC for OPUCn alarms injection purposes for FlexO BERT.

At *RST condition, this value is set to OFF.

Navigation Path: Results > Alarms/Errors > Inject > Layer (OPUCn) > All OTUC

Syntax

:SOURce:DATA:TELecom:OTN:ALARm:OPU[1..n]:OTUC:ALL <wsp><Set>

Parameter(s)

Set:

The program data syntax for the first parameter is defined as a <BOOLEAN PROGRAM DATA> element.

Enables/disables the selection of all OTUC.

ON: Selects all OTUC

OFF: Unselects all OTUC

Response Syntax

<Set>

Example(s)

SOUR:DATA:TEL:OTN:ALAR:OPU200:OTUC:ALL ON

See Also

SOURce:DATA:TELecom:OTN:ERRor:OPU[1..n]:OTUC:ALL

:SOURce:DATA:TELecom:OTN:ALARm:OPU[1..n]:OTUC:ALL?

Description	This query returns the enable/disable selection status of all OTUC for OPUCn alarms injection purposes for FlexO BERT. At *RST condition, this value is set to OFF. Navigation Path: Results > Alarms/Errors > Inject > Layer(OPUCn) > All OTUC
Syntax	:SOURce:DATA:TELecom:OTN:ALARm:OPU[1..n]:OTUC:ALL?
Response Syntax	<Set>
Response(s)	**Set**: The response data syntax for the first parameter is defined as a <BOOLEAN RESPONSE DATA> element. Returns the enable/disable selection status of all OTUC. 1: All OTUC are enabled. 0: None or not all OTUC are enabled.
Example(s)	SOUR:DATA:TEL:OTN:ALAR:OPU200:OTUC:ALL?
See Also	SOURce:DATA:TELecom:OTN:ERRor:OPU[1..n]:OTUC:ALL?

:SOURce:DATA:TELecom:OTN:ALARm:OPU[1..n]:OTUC?

Description

This query returns the enable/disable selection status of an OTUC for OPUCn alarms injection purposes for FlexO BERT.

At *RST condition, this value is set to OFF.

Navigation Path: Results > Alarms/Errors > Inject > Layer (OPUCn) > OTUC

Syntax

:SOURce:DATA:TELecom:OTN:ALARm:OPU[1..n]:OTUC? <wsp><OTUC #>

Parameter(s)

OTUC #:

The program data syntax for the first parameter is defined as a <DECIMAL NUMERIC PROGRAM DATA> element.

Selects OTUC number

Response Syntax

<Set>

Response(s)

Set:

The response data syntax for the first parameter is defined as a <BOOLEAN RESPONSE DATA> element.

Returns the OTUC status for OPUC alarm injection.

1: The OTUC is enabled.

0: The OTUC is disabled.

Example(s)

SOUR:DATA:TEL:OTN:ALAR:OPU200:OTUC? 1

See Also

SOURce:DATA:TELecom:OTN:ERRor:OPU[1..n]:OTUC?

:SOURce:DATA:TELecom:OTN:ALARm:OPU[1..n]:TYPE

Description

This command selects the continuous OPU / OPU3e1/e2 alarm Defect to be injected.

At *RST condition, this value is set device-dependent.

Navigation Path: Results > Alarms/Errors > Injection > OPU / OPU3e1/e2 > Alarm > Continuous > Defect

NOTE: For OPU[1..n], use OPU100 for OPU0, OPU101 for OPUflex, OPU3 for OPU3e1/e2, OPU200 for OTUC, OPU300 for OTUCN.

Syntax

:SOURce:DATA:TELecom:OTN:ALARm:OPU[1..n]:TYPE <wsp><Alarm>

Parameter(s)

Alarm:

The program data syntax for the first parameter is defined as a <CHARACTER PROGRAM DATA> element.

Selects the alarm to be injected:

OAIS: AIS

OCSF: CSF

OMSim: MSIM

Response Syntax

<Set>

Example(s)

SOUR:DATA:TEL:OTN:ALAR:OPU1:TYPE OAIS

SOUR:DATA:TEL:OTN:ALAR:OPU1:TYPE?

Returns: OAIS

See Also

SOURce:DATA:TELecom:OTN:ALARm:ODU[1..n]:TYPE

SOURce:DATA:TELecom:OTN:ALARm:ODU[1..n]:TYPE?

:SOURce:DATA:TELecom:OTN:ALARm:OPU[1..n]:TYPE?

Description

This query returns the continuous OPU / OPU3e1/e2 alarm Defect to be injected.

At *RST condition, this value is set device-dependent.

Navigation Path: Results > Alarms/Errors > Injection > OPU / OPU3e1/e2 > Alarm > Continuous > Defect

NOTE: For OPU[1..n], use OPU100 for OPU0, OPU101 for OPUflex, OPU3 for OPU3e1/e2, OPU200 for OTUC, OPU300 for OTUCN.

Syntax

:SOURce:DATA:TELecom:OTN:ALARm:OPU[1..n]:TYPE?

Response Syntax

<Alarm>

Response(s)

Alarm:

The response data syntax for the first parameter is defined as a <CHARACTER RESPONSE DATA> element.

Returns the alarm to be injected:

OAIS: AIS

OCSF: CSF

OMSim: MSIM

Example(s)

SOUR:DATA:TEL:OTN:ALAR:OPU1:TYPE OCSF

SOUR:DATA:TEL:OTN:ALAR:OPU1:TYPE?

Returns: OCSF

See Also

SOURce:DATA:TELecom:OTN:ALARm:ODU[1..n]:TYPE

SOURce:DATA:TELecom:OTN:ALARm:ODU[1..n]:TYPE?

:SOURce:DATA:TELecom:OTN:ALARm:OPU[1..n]?

Description

This query returns the enable/disable status of the continuous OPU / OPU3e1/e2 alarm injection.

At *RST condition, this value is set to OFF.

Navigation Path: Results > Alarms/Errors > Injection > OPU / OPU3e1/e2 > Alarm > Continuous > Inject

NOTE: For OPU[1..n], use OPU100 for OPU0, OPU101 for OPUflex, OPU3 for OPU3e1/e2, OPU200 for OTUC, OPU300 for OTUCN.

Syntax

:SOURce:DATA:TELecom:OTN:ALARm:OPU[1..n]?

Response Syntax

<Inject>

Response(s)

Inject:

The response data syntax for the first parameter is defined as a <BOOLEAN RESPONSE DATA> element.

Returns the enable/disable injection status:

1: Enabled

0: Disabled

Example(s)

SOUR:DATA:TEL:OTN:ALAR:OPU1:TYPE OCSF

SOUR:DATA:TEL:OTN:ALAR:OPU1 ON

SOUR:DATA:TEL:OTN:ALAR:OPU1?

Returns: 1

See Also

SOURce:DATA:TELecom:OTN:ALARm:OPU[1..n]:TYPE

SOURce:DATA:TELecom:OTN:ALARm:OPU[1..n]:TYPE?

:SOURce:DATA:TELecom:OTN:ALARm:OTU[1..n]

Description

This command enables/disables the continuous OTU alarm injection.

At *RST condition, this value is set to OFF.

Navigation Path: Results > Alarms/Errors > Injection > OTU > Alarm > Continuous > Inject

NOTE: For OTU[1..n], use OTU200 for OTUC, OTU300 for OTUCN.

Syntax

:SOURce:DATA:TELecom:OTN:ALARm:OTU[1..n] <wsp><Inject>

Parameter(s)

Inject:

The program data syntax for the first parameter is defined as a <BOOLEAN PROGRAM DATA> element.

Starts/stops the continuous alarm Injection.

ON: Enables alarm generation.

OFF: Disables alarm generation.

Response Syntax

<Inject>

Example(s)

SOUR:DATA:TEL:OTN:ALAR:OTU3 ON

SOUR:DATA:TEL:OTN:ALAR:OTU3?

Returns: 1

See Also

SOURce:DATA:TELecom:OTN:ALARm:ODU[1..n]

SOURce:DATA:TELecom:OTN:ALARm:ODU[1..n]?

:SOURce:DATA:TELecom:OTN:ALARm:OTU[1..n]:E[1..n]

Description

This command enables/disables the continuous OTU1e/2e/3e1/3e2 alarm injection.

At *RST condition, this value is set to OFF.

Navigation Path: Results > Alarms/Errors > Injection > OTU1e/2e/3e1/3e2 > Alarm > Continuous > Inject

NOTE: For :E[1..n]:, use :E: for OTU1e/2e.

Syntax

:SOURce:DATA:TELecom:OTN:ALARm:OTU[1..n]:E[1..n] <wsp><Inject>

Parameter(s)

Inject:

The program data syntax for the first parameter is defined as a <BOOLEAN PROGRAM DATA> element.

Starts/stops the continuous alarm Injection.

ON: Enables alarm generation.

OFF: Disables alarm generation.

Response Syntax

<Inject>

Example(s)

SOUR:DATA:TEL:OTN:ALAR:OTU3:E1:TYPE OAIS

SOUR:DATA:TEL:OTN:ALAR:OTU3:E1 ON

SOUR:DATA:TEL:OTN:ALAR:OTU3:E1?

Returns: 1

See Also

SOURce:DATA:TELecom:OTN:ALARm:OTU[1..n]:E[1..n]:TYPE

SOURce:DATA:TELecom:OTN:ALARm:OTU[1..n]:E[1..n]?

:SOURce:DATA:TELecom:OTN:ALARm:OTU[1..n]:E[1..n]:TYPE

Description

This command selects the continuous OTU1e/2e/3e1/3e2 alarm Defect to be injected.

At *RST condition, this value is set to OAIS.

Navigation Path: Results > Alarms/Errors > Injection > OTU1e/2e/3e1/3e2 > Alarm > Continuous > Defect

NOTE: For :E[1..n]:, use :E: for OTU1e/2e.

Syntax

:SOURce:DATA:TELecom:OTN:ALARm:OTU[1..n]:E[1..n]:TYPE <wsp><Alarm>

Parameter(s)

Alarm:

The program data syntax for the first parameter is defined as a <CHARACTER PROGRAM DATA> element.

Selects the alarm to be injected:

LOF

LOM

OAIS: AIS

OBDi: BDI

OBIae: BIAE

OIAE: IAE

OOF

OOM

Response Syntax

<Inject>

Example(s)

SOUR:DATA:TEL:OTN:ALAR:OTU3:E1:TYPE OAIS

SOUR:DATA:TEL:OTN:ALAR:OTU3:E1:TYPE?

Returns: OAIS

See Also

SOURce:DATA:TELecom:OTN:ALARm:OTU[1..n]:E[1..n]:TYPE?

:SOURce:DATA:TELecom:OTN:ALARm:OTU[1..n]:E[1..n]:TYPE?

Description

This query returns the continuous OTU1e/2e/3e1/3e2 alarm Defect to be injected.

At *RST condition, this value is set to OAIS.

Navigation Path: Results > Alarms/Errors > Injection > OTU1e/2e/3e1/3e2 > Alarm > Continuous > Defect

NOTE: For :E[1..n]:, use :E: for OTU1e/2e.

Syntax

:SOURce:DATA:TELecom:OTN:ALARm:OTU[1..n]:E[1..n]:TYPE?

Response Syntax

<Alarm>

Response(s)

Alarm:

The response data syntax for the first parameter is defined as a <CHARACTER RESPONSE DATA> element.

Returns the alarm to be injected:

LOF

LOM

OAIS: AIS

OBDi: BDI

OBIae: BIAE

OIAE: IAE

OOF

OOM

Example(s)

SOUR:DATA:TEL:OTN:ALAR:OTU3:E1:TYPE OAIS

SOUR:DATA:TEL:OTN:ALAR:OTU3:E1:TYPE?

Returns: OAIS

See Also

SOURce:DATA:TELecom:OTN:ALARm:OTU[1..n]:E[1..n]:TYPE

:SOURce:DATA:TELecom:OTN:ALARm:OTU[1..n]:E[1..n]?

Description

This query returns the enable/disable status of the continuous OTU1e/2e/3e1/3e2 alarm injection.

At *RST condition, this value is set to OFF.

Navigation Path: Results > Alarms/Errors > Injection > OTU1e/2e/3e1/3e2 > Alarm > Continuous > Inject

NOTE: For :E[1..n]:, use :E: for OTU1e/2e.

Syntax

:SOURce:DATA:TELecom:OTN:ALARm:OTU[1..n]:E[1..n]?

Response Syntax

<Inject>

Response(s)

Inject:

The response data syntax for the first parameter is defined as a <BOOLEAN RESPONSE DATA> element.

Returns the enable/disable injection status:

1: Enabled

0: Disabled

Example(s)

SOUR:DATA:TEL:OTN:ALAR:OTU3:E1:TYPE OAIS

SOUR:DATA:TEL:OTN:ALAR:OTU3:E1 ON

SOUR:DATA:TEL:OTN:ALAR:OTU3:E1?

Returns: 1

See Also

SOURce:DATA:TELecom:OTN:ALARm:OTU[1..n]:E[1..n]:TYPE

SOURce:DATA:TELecom:OTN:ALARm:OTU[1..n]:E[1..n]

:SOURce:DATA:TELecom:OTN:ALARm:OTU[1..n]:F

Description

This command enables/disables the continuous OTU1f/2f alarm injection.

At *RST condition, this value is set to OFF.

Navigation Path: Results > Alarms/Errors > Injection > OTU1f/2f > Alarm > Continuous > Inject

Syntax

:SOURce:DATA:TELecom:OTN:ALARm:OTU[1..n]:F <wsp><Set>

Parameter(s)

Set:

The program data syntax for the first parameter is defined as a <BOOLEAN PROGRAM DATA> element.

Starts/stops the continuous alarm Injection.

ON: Enables alarm generation.

OFF: Disables alarm generation.

Response Syntax

<Inject>

Example(s)

SOUR:DATA:TEL:OTN:ALAR:OTU1:F:TYPE OAIS

SOUR:DATA:TEL:OTN:ALAR:OTU1:F ON

SOUR:DATA:TEL:OTN:ALAR:OTU1:F?

Returns: 1

See Also

SOURce:DATA:TELecom:OTN:ALARm:OTU[1..n]:E[1..n]:TYPE

SOURce:DATA:TELecom:OTN:ALARm:OTU[1..n]:E[1..n]?

:SOURce:DATA:TELecom:OTN:ALARm:OTU[1..n]:F:TYPE

Description

This command selects the continuous OTU1f/2f alarm Defect to be injected.

At *RST condition, this value is set to OAIS.

Navigation Path: Results > Alarms/Errors > Injection > OTU1f/2f > Alarm > Continuous > Defect

Syntax

:SOURce:DATA:TELecom:OTN:ALARm:OTU[1..n]:F:TYPE <wsp><Alarm>

Parameter(s)

Alarm:

The program data syntax for the first parameter is defined as a <CHARACTER PROGRAM DATA> element.

Selects the alarm to be injected:

LOF

LOM

OAIS: AIS

OBDi: BDI

OBIae: BIAE

OIAE: IAE

OOF

OOM

Response Syntax

<Inject>

Example(s)

SOUR:DATA:TEL:OTN:ALAR:OTU1:F:TYPE OAIS

SOUR:DATA:TEL:OTN:ALAR:OTU1:F:TYPE?

Returns: OAIS

See Also

SOURce:DATA:TELecom:OTN:ALARm:OTU[1..n]:E[1..n]:TYPE?

:SOURce:DATA:TELecom:OTN:ALARm:OTU[1..n]:F:TYPE?

Description

This query returns the continuous OTU1f/2f alarm Defect to be injected.

At *RST condition, this value is set to OAIS.

Navigation Path: Results > Alarms/Errors > Injection > OTU1f/2f > Alarm > Continuous > Defect

Syntax

:SOURce:DATA:TELecom:OTN:ALARm:OTU[1..n]:F:TYPE?

Response Syntax

<Alarm>

Response(s)

Alarm:

The response data syntax for the first parameter is defined as a <CHARACTER RESPONSE DATA> element.

Returns the alarm to be injected:

LOF

LOM

OAIS: AIS

OBDi: BDI

OBIae: BIAE

OIAE: IAE

OOF

OOM

Example(s)

SOUR:DATA:TEL:OTN:ALAR:OTU1:F:TYPE OAIS

SOUR:DATA:TEL:OTN:ALAR:OTU1:F:TYPE?

Returns: OAIS

See Also

SOURce:DATA:TELecom:OTN:ALARm:OTU[1..n]:E[1..n]:TYPE

:SOURce:DATA:TELecom:OTN:ALARm:OTU[1..n]:F?

Description

This query returns the enable/disable status of the continuous OTU1f/2f alarm injection.

At *RST condition, this value is set to OFF.

Navigation Path: Results > Alarms/Errors > Injection > OTU1f/2f > Alarm > Continuous > Inject

Syntax

:SOURce:DATA:TELecom:OTN:ALARm:OTU[1..n]:F?

Response Syntax

<Set>

Response(s)

Set:

The response data syntax for the first parameter is defined as a <BOOLEAN RESPONSE DATA> element.

Returns the enable/disable injection status:

1: Enabled

0: Disabled

Example(s)

SOUR:DATA:TEL:OTN:ALAR:OTU1:F:TYPE OAIS

SOUR:DATA:TEL:OTN:ALAR:OTU1:F ON

SOUR:DATA:TEL:OTN:ALAR:OTU1:F?

Returns: 1

See Also

SOURce:DATA:TELecom:OTN:ALARm:OTU[1..n]:E[1..n]:TYPE

SOURce:DATA:TELecom:OTN:ALARm:OTU[1..n]:E[1..n]

:SOURce:DATA:TELecom:OTN:ALARm:OTU[1..n]:OTUC

Description

This command enables/disables the selection of an OTUC for OTUCn alarms injection purposes for FlexO BERT.

At *RST condition, this value is set to OFF.

Navigation Path: Results > Alarms/Errors > Inject > Layer (OTUCn) > OTUC

Syntax

:SOURce:DATA:TELecom:OTN:ALARm:OTU[1..n]:OTUC <wsp><OTUC #>, <Set>

Parameter(s)

OTUC #:

The program data syntax for the first parameter is defined as a <DECIMAL NUMERIC PROGRAM DATA> element.

Selects OTUC number

Set:

The program data syntax for the second parameter is defined as a <BOOLEAN PROGRAM DATA> element.

Sets the OTUCn per OTUC status.

ON: Enables the OTUC.

OFF: Disables the OTUC.

Response Syntax

<Set>

Example(s)

SOUR:DATA:TEL:OTN:ALAR:OTU200:OTUC 1, ON

See Also

SOURce:DATA:TELecom:OTN:ERRor:OTU[1..n]:OTUC

:SOURce:DATA:TELecom:OTN:ALARm:OTU[1..n]:OTUC:ALL

Description

This command enables/disables the selection of all OTUC for OTUCn alarms injection purposes for FlexO BERT.

At *RST condition, this value is set to OFF.

Navigation Path: Results > Alarms/Errors > Inject > Layer (OTUCn) > All OTUC

Syntax

:SOURce:DATA:TELecom:OTN:ALARm:OTU[1..n]:OTUC:ALL <wsp><Set>

Parameter(s)

Set:

The program data syntax for the first parameter is defined as a <BOOLEAN PROGRAM DATA> element.

Enables/disables the selection of all OTUC.

ON: Selects all OTUC

OFF: Unselects all OTUC

Response Syntax

<Set>

Example(s)

SOUR:DATA:TEL:OTN:ALAR:OTU200:OTUC:ALL ON

See Also

SOURce:DATA:TELecom:OTN:ERRor:OTU[1..n]:OTUC:ALL

:SOURce:DATA:TELecom:OTN:ALARm:OTU[1..n]:OTUC:ALL?

Description	This query returns the enable/disable selection status of all OTUC for OTUCn alarms injection purposes for FlexO BERT. At *RST condition, this value is set to OFF. Navigation Path: Results > Alarms/Errors > Inject > Layer(OTUCn) > All OTUC
Syntax	:SOURce:DATA:TELecom:OTN:ALARm:OTU[1..n]:OTUC:ALL?
Response Syntax	<Set>
Response(s)	**Set**: The response data syntax for the first parameter is defined as a <BOOLEAN RESPONSE DATA> element. Returns the enable/disable selection status of all OTUC. 1: All OTUC are enabled. 0: None or not all OTUC are enabled.
Example(s)	SOUR:DATA:TEL:OTN:ALAR:OTU200:OTUC:ALL?
See Also	SOURce:DATA:TELecom:OTN:ERRor:OTU[1..n]:OTUC:ALL?

:SOURce:DATA:TELecom:OTN:ALARm:OTU[1..n]:OTUC?

Description

This query returns the enable/disable selection status of an OTUC for OTUCn alarms injection purposes for FlexO BERT.

At *RST condition, this value is set to OFF.

Navigation Path: Results > Alarms/Errors > Inject > Layer (OTUCn) > OTUC

Syntax

:SOURce:DATA:TELecom:OTN:ALARm:OTU[1..n]:OTUC? <wsp><OTUC #>

Parameter(s)

OTUC #:

The program data syntax for the first parameter is defined as a <DECIMAL NUMERIC PROGRAM DATA> element.

Selects OTUC number

Response Syntax

<Set>

Response(s)

Set:

The response data syntax for the first parameter is defined as a <BOOLEAN RESPONSE DATA> element.

Returns the OTUC status for OTUC alarm injection.

1: The OTUC is enabled.

0: The OTUC is disabled.

Example(s)

SOUR:DATA:TEL:OTN:ALAR:OTU200:OTUC? 1

See Also

SOURce:DATA:TELecom:OTN:ERRor:OTU[1..n]:OTUC?

:SOURce:DATA:TELecom:OTN:ALARm:OTU[1..n]:TYPE

Description

This command selects the continuous OTU alarm Defect to be injected.

At *RST condition, this value is set to OAIS.

Navigation Path: Results > Alarms/Errors > Injection > OTU > Alarm > Continuous > Defect

NOTE: For OTU[1..n], use OTU200 for OTUC, OTU300 for OTUCN.

Syntax

:SOURce:DATA:TELecom:OTN:ALARm:OTU[1..n]:TYPE <wsp><Alarm>

Parameter(s)

Alarm:

The program data syntax for the first parameter is defined as a <CHARACTER PROGRAM DATA> element.

Selects the alarm to be injected:

LOF

LOFLom

LOM

OAIS: AIS

OBDi: BDI

OBIae: BIAE

OIAE: IAE

OOF

OOM

OTIM: TIM

Response Syntax

<Set>

Example(s)

SOUR:DATA:TEL:OTN:ALAR:OTU3:TYPE OAIS

SOUR:DATA:TEL:OTN:ALAR:OTU3:TYPE?

Returns: OAIS

See Also

SOURce:DATA:TELecom:OTN:ALARm:ODU[1..n]:TYPE

SOURce:DATA:TELecom:OTN:ALARm:ODU[1..n]:TYPE?

:SOURce:DATA:TELecom:OTN:ALARm:OTU[1..n]:TYPE?

Description

This query returns the continuous OTU alarm Defect to be injected.

At *RST condition, this value is set to OAIS.

Navigation Path: Results > Alarms/Errors > Injection > OTU > Alarm > Continuous > Defect

NOTE: For OTU[1..n], use OTU200 for OTUC, OTU300 for OTUCN.

Syntax

:SOURce:DATA:TELecom:OTN:ALARm:OTU[1..n]:TYPE?

Response Syntax

<Alarm>

Response(s)

Alarm:

The response data syntax for the first parameter is defined as a <CHARACTER RESPONSE DATA> element.

Returns the alarm to be injected:

LOF

LOFLom

LOM

OAIS: AIS

OBDi: BDI

OBIae: BIAE

OIAE: IAE

OOF

OOM

OTIM: TIM

Example(s)

SOUR:DATA:TEL:OTN:ALAR:OTU3:TYPE OAIS

SOUR:DATA:TEL:OTN:ALAR:OTU3:TYPE?

Returns: OAIS

See Also

SOURce:DATA:TELecom:OTN:ALARm:ODU[1..n]:TYPE

SOURce:DATA:TELecom:OTN:ALARm:ODU[1..n]:TYPE?

:SOURce:DATA:TELecom:OTN:ALARm:OTU[1..n]?

Description

This query returns the enable/disable status of the continuous OTU alarm injection.

At *RST condition, this value is set to OFF.

Navigation Path: Results > Alarms/Errors > Injection > OTU > Alarm > Continuous > Inject

NOTE: For OTU[1..n], use OTU200 for OTUC, OTU300 for OTUCN.

Syntax

:SOURce:DATA:TELecom:OTN:ALARm:OTU[1..n]?

Response Syntax

<Inject>

Response(s)

Inject:

The response data syntax for the first parameter is defined as a <BOOLEAN RESPONSE DATA> element.

Returns the enable/disable injection status:

1: Enabled

0: Disabled

Example(s)

SOUR:DATA:TEL:OTN:ALAR:OTU3 ON

SOUR:DATA:TEL:OTN:ALAR:OTU3?

Returns: 1

See Also

SOURce:DATA:TELecom:OTN:ALARm:ODU[1..n]

SOURce:DATA:TELecom:OTN:ALARm:ODU[1..n]?

:SOURce:DATA:TELecom:OTN:ERRor:FEC:AMOunt

Description

This command sets the manual FEC error Amount to be injected.

At *RST condition, this value is set to 1.

Navigation Path: Results > Alarms/Errors > Injection > FEC > Error > Manual > Amount

Syntax

:SOURce:DATA:TELecom:OTN:ERRor:FEC:AMOunt <wsp><Amount>

Parameter(s)

Amount:

The program data syntax for the first parameter is defined as a <DECIMAL NUMERIC PROGRAM DATA> element.

Sets the amount of error to be injected. Choices are 1 to 50.

MAXimum: The maximum value.

MINimum: The minimum value.

DEFault: The default value.

Response Syntax

<Inject>

Example(s)

SOUR:DATA:TEL:OTN:ERR:FEC:MAN:TYPE FCCW

SOUR:DATA:TEL:OTN:ERR:FEC:AMO 15

SOUR:DATA:TEL:OTN:ERR:FEC:AMO?

Returns: 15

See Also

SOURce:DATA:TELecom:OTN:ERRor:OPU[1..n]:AMOunt

SOURce:DATA:TELecom:OTN:ERRor:OPU[1..n]:AMOunt?

:SOURce:DATA:TELecom:OTN:ERRor:FEC:AMOunt?

Description

This query returns the manual FEC error Amount to be injected.

At *RST condition, this value is set to 1.

Navigation Path: Results > Alarms/Errors > Injection > FEC > Error > Manual > Amount

Syntax

:SOURce:DATA:TELecom:OTN:ERRor:FEC:AMOunt?[<wsp><Amount>]

Parameter(s)

Amount:

The program data syntax for the first parameter is defined as a <CHARACTER PROGRAM DATA> element.

This parameter is optional. If no token is specified, the current amount is returned.

MAXimum: Biggest supported value.

MINimum: Smallest supported value.

DEFault: Default value.

Response Syntax

<Amount>

Response(s)

Amount:

The response data syntax for the first parameter is defined as a <NR1 NUMERIC RESPONSE DATA> element.

Returns the amount of Forward Error Correction (FEC) error.

Example(s)

SOUR:DATA:TEL:OTN:ERR:FEC:MAN:TYPE FCCW

SOUR:DATA:TEL:OTN:ERR:FEC:AMO 15

SOUR:DATA:TEL:OTN:ERR:FEC:AMO?

Returns: 15

See Also

SOURce:DATA:TELecom:OTN:ERRor:OPU[1..n]:AMOunt

SOURce:DATA:TELecom:OTN:ERRor:OPU[1..n]:AMOunt?

:SOURce:DATA:TELecom:OTN:ERRor:FEC:AUTomated

Description

This command enables/disables the Rate/Max Rate FEC error injection

At *RST condition, this value is set to OFF.

Navigation Path: Results > Alarms/Errors > Injection > FEC > Error > Rate/Max Rate > Inject

Syntax

:SOURce:DATA:TELecom:OTN:ERRor:FEC:AUTomated <wsp><Set>

Parameter(s)

Set:

The program data syntax for the first parameter is defined as a <BOOLEAN PROGRAM DATA> element.

Starts/stops the automated Rate/Max Rate error Injection.

ON: Enables error injection.

OFF: Disables error injection.

Response Syntax

<Amount>

Example(s)

SOUR:DATA:TEL:OTN:ERR:FEC:AUT:TYPE FCCW

SOUR:DATA:TEL:OTN:ERR:FEC:AUT:RATE 1.0E-09

SOUR:DATA:TEL:OTN:ERR:FEC:AUT ON

SOUR:DATA:TEL:OTN:ERR:FEC:AUT?

Returns: 1

See Also

SOURce:DATA:TELecom:OTN:ERRor:OPU[1..n]:AUTomated

SOURce:DATA:TELecom:OTN:ERRor:OPU[1..n]:AUTomated?

:SOURce:DATA:TELecom:OTN:ERRor:FEC:AUTomated:CONTinuous

Description	This command sets the automated FEC error Mode: ON for Max Rate and OFF for Rate. At *RST condition, this value is set to OFF. Navigation Path: Results > Alarms/Errors > Injection > FEC > Error > Mode
Syntax	:SOURce:DATA:TELecom:OTN:ERRor:FEC:AUTomated:CONTinuous <wsp><Set>
Parameter(s)	**Set**: The program data syntax for the first parameter is defined as a <BOOLEAN PROGRAM DATA> element. Sets the automated error Mode: ON: Max Rate OFF: Rate
Response Syntax	<Amount>
Example(s)	SOUR:DATA:TEL:OTN:ERR:FEC:AUT:TYPE FCCW SOUR:DATA:TEL:OTN:ERR:FEC:AUT:CONT ON SOUR:DATA:TEL:OTN:ERR:FEC:AUT:CONT? Returns: 1
See Also	SOURce:DATA:TELecom:OTN:ERRor:OPU[1..n]:AUTomated:CONTinuous SOURce:DATA:TELecom:OTN:ERRor:OPU[1..n]:AUTomated:CONTinuous?

:SOURce:DATA:TELecom:OTN:ERRor:FEC:AUTomated:CONTinuous?

Description

This query returns the automated FEC error Mode: ON for Max Rate and OFF for Rate.

At *RST condition, this value is set to OFF.

Navigation Path: Results > Alarms/Errors > Injection > FEC > Error > Mode

Syntax

:SOURce:DATA:TELecom:OTN:ERRor:FEC:AUTomated:CONTinuous?

Response Syntax

<Set>

Response(s)

Set:

The response data syntax for the first parameter is defined as a <BOOLEAN RESPONSE DATA> element.

Returns the automated error Mode:

1: Max Rate

0: Rate

Example(s)

SOUR:DATA:TEL:OTN:ERR:FEC:AUT:TYPE FCCW

SOUR:DATA:TEL:OTN:ERR:FEC:AUT:CONT ON

SOUR:DATA:TEL:OTN:ERR:FEC:AUT:CONT?

Returns: 1

See Also

SOURce:DATA:TELecom:OTN:ERRor:OPU[1..n]:AUTomated:CONTinuous

SOURce:DATA:TELecom:OTN:ERRor:OPU[1..n]:AUTomated:CONTinuous?

:SOURce:DATA:TELecom:OTN:ERRor:FEC:AUTomated:RATE

Description

This command sets the automated FEC error Rate to be injected.

At *RST condition, this value is set to 1.5E-02.

Navigation Path: Results > Alarms/Errors > Injection > FEC > Error > Rate > Rate

Syntax

:SOURce:DATA:TELecom:OTN:ERRor:FEC:AUTomated:RATE <wsp><Rate>

Parameter(s)

Rate:

The program data syntax for the first parameter is defined as a <DECIMAL NUMERIC PROGRAM DATA> element.

Sets the rate of error to be injected. Choices are 1.0E-07 to 1.5E-02.

MAXimum, sets error rate to maximum.

MINimum, sets error rate to minimum.

Response Syntax

<Set>

Example(s)

SOUR:DATA:TEL:OTN:ERR:FEC:AUT:TYPE FCCW

SOUR:DATA:TEL:OTN:ERR:FEC:AUT:RATE 1.0E-09

SOUR:DATA:TEL:OTN:ERR:FEC:AUT:RATE?

Returns: 1.0E-09

See Also

SOURce:DATA:TELecom:OTN:ERRor:OPU[1..n]:AUTomated:RATE

SOURce:DATA:TELecom:OTN:ERRor:OPU[1..n]:AUTomated:RATE?

:SOURce:DATA:TELecom:OTN:ERRor:FEC:AUTomated:RATE?

Description

This query returns the automated FEC error Rate to be injected.

At *RST condition, this value is set to 1.5E-02.

Navigation Path: Results > Alarms/Errors > Injection > FEC > Error > Rate > Rate

Syntax

:SOURce:DATA:TELecom:OTN:ERRor:FEC:AUTomated:RATE?[<wsp><Rate>]

Parameter(s)

Rate:

The program data syntax for the first parameter is defined as a <CHARACTER PROGRAM DATA> element.

This parameter is optional. If no token is specified, the current injection rate is returned.

MAXimum: Biggest supported value

MINimum: Smallest supported value

Response Syntax

<Rate>

Response(s)

Rate:

The response data syntax for the first parameter is defined as a <NR3 NUMERIC RESPONSE DATA> element.

Returns the rate of error to be injected.

Example(s)

SOUR:DATA:TEL:OTN:ERR:FEC:AUT:TYPE FCCW

SOUR:DATA:TEL:OTN:ERR:FEC:AUT:RATE 1.0E-09

SOUR:DATA:TEL:OTN:ERR:FEC:AUT:RATE?

Returns: 1.0E-09

See Also

SOURce:DATA:TELecom:OTN:ERRor:OPU[1..n]:AUTomated:RATE

SOURce:DATA:TELecom:OTN:ERRor:OPU[1..n]:AUTomated:RATE?

:SOURce:DATA:TELecom:OTN:ERRor:FEC:AUTomated:TYPE

Description

This command selects the automated FEC error Defect to be injected.

At *RST condition, this value is set to FCCW.

Navigation Path: Results > Alarms/Errors > Injection > FEC > Error > Rate/Max Rate > Defect

Syntax

:SOURce:DATA:TELecom:OTN:ERRor:FEC:AUTomated:TYPE <wsp><Error>

Parameter(s)

Error:

The program data syntax for the first parameter is defined as a <CHARACTER PROGRAM DATA> element.

Selects the error to be injected:

FCBit: FEC-CORR-BIT

FCCW: FEC-CORR-CW

FCSTRESS: FCSTRESS

FCSYmb: FEC-CORR-SYMB

FUCW: FEC-UNCORR-CW

Response Syntax

<Rate>

Example(s)

SOUR:DATA:TEL:OTN:ERR:FEC:AUT:TYPE FCCW

SOUR:DATA:TEL:OTN:ERR:FEC:AUT:TYPE?

Returns: FCCW

See Also

SOURce:DATA:TELecom:OTN:ERRor:OPU[1..n]:AUTomated:TYPE

SOURce:DATA:TELecom:OTN:ERRor:OPU[1..n]:AUTomated:TYPE?

:SOURce:DATA:TELecom:OTN:ERRor:FEC:AUTomated:TYPE?

Description

This query returns the automated FEC error Defect to be injected.

At *RST condition, this value is set to FCCW.

Navigation Path: Results > Alarms/Errors > Injection > FEC > Error > Rate/Max Rate > Defect

Syntax

:SOURce:DATA:TELecom:OTN:ERRor:FEC:AUTomated:TYPE?

Response Syntax

<Error>

Response(s)

Error:

The response data syntax for the first parameter is defined as a <CHARACTER RESPONSE DATA> element.

Returns the error to be injected:

FCBit: FEC-CORR-BIT

FCCW: FEC-CORR-CW

FCSTRESS: FCSTRESS

FCSYmb: FEC-CORR-SYMB

FUCW: FEC-UNCORR-CW

Example(s)

SOUR:DATA:TEL:OTN:ERR:FEC:AUT:TYPE FCCW

SOUR:DATA:TEL:OTN:ERR:FEC:AUT:TYPE?

Returns: FCCW

See Also

SOURce:DATA:TELecom:OTN:ERRor:OPU[1..n]:AUTomated:TYPE

SOURce:DATA:TELecom:OTN:ERRor:OPU[1..n]:AUTomated:TYPE?

:SOURce:DATA:TELecom:OTN:ERRor:FEC:AUTomated?

Description

This query returns the enable/disable status of the Rate/Max Rate FEC error injection.

At *RST condition, this value is set to OFF.

Navigation Path: Results > Alarms/Errors > Injection > FEC > Error > Rate/Max Rate > Inject

Syntax

:SOURce:DATA:TELecom:OTN:ERRor:FEC:AUTomated?

Response Syntax

<Set>

Response(s)

Set:

The response data syntax for the first parameter is defined as a <BOOLEAN RESPONSE DATA> element.

Returns the enable/disable injection status.

1: Enabled

0: Disabled

Example(s)

SOUR:DATA:TEL:OTN:ERR:FEC:AUT:TYPE FCCW

SOUR:DATA:TEL:OTN:ERR:FEC:AUT:RATE 1.0E-09

SOUR:DATA:TEL:OTN:ERR:FEC:AUT ON

SOUR:DATA:TEL:OTN:ERR:FEC:AUT?

Returns: 1

See Also

SOURce:DATA:TELecom:OTN:ERRor:OPU[1..n]:AUTomated

SOURce:DATA:TELecom:OTN:ERRor:OPU[1..n]:AUTomated?

:SOURce:DATA:TELecom:OTN:ERRor:FEC:INJect

Description	This command enables/disables the manual FEC error injection. This command is an event and is not associated with an *RST condition or a query form. Navigation Path: Results > Alarms/Errors > Injection > FEC > Error > Manual > Inject
Syntax	:SOURce:DATA:TELecom:OTN:ERRor:FEC:INJect
Response Syntax	<Set>
Example(s)	SOUR:DATA:TEL:OTN:ERR:FEC:MAN:TYPE FCCW SOUR:DATA:TEL:OTN:ERR:FEC:AMO 15 SOUR:DATA:TEL:OTN:ERR:FEC:INJ
See Also	SOURce:DATA:TELecom:OTN:ERRor:OPU[1..n]:INJect

:SOURce:DATA:TELecom:OTN:ERRor:FEC:MANual:TYPE

Description

This command selects the manual FEC error Defect to be injected.

At *RST condition, this value is set to FCCW.

Navigation Path: Results > Alarms/Errors > Injection > FEC > Error > Manual > Defect

Syntax

:SOURce:DATA:TELecom:OTN:ERRor:FEC:MANual:TYPE <wsp><Error>

Parameter(s)

Error:

The program data syntax for the first parameter is defined as a <CHARACTER PROGRAM DATA> element.

Selects the error to be injected:

FCBit: FEC-CORR-BIT

FCCW: FEC-CORR-CW

FCSTRESS: FCSTRESS

FCSYmb: FEC-CORR-SYMB

FUCW: FEC-UNCORR-CW

Response Syntax

<Set>

Example(s)

SOUR:DATA:TEL:OTN:ERR:FEC:MAN:TYPE FCCW

SOUR:DATA:TEL:OTN:ERR:FEC:MAN:TYPE?

Returns: FCCW

See Also

SOURce:DATA:TELecom:OTN:ALARm:OPU[1..n]:TYPE

SOURce:DATA:TELecom:OTN:ALARm:OPU[1..n]:TYPE?

:SOURce:DATA:TELecom:OTN:ERRor:FEC:MANual:TYPE?

Description

This query returns the manual FEC error Defect to be injected.

At *RST condition, this value is set to FCCW.

Navigation Path: Results > Alarms/Errors > Injection > FEC > Error > Manual > Defect

Syntax

:SOURce:DATA:TELecom:OTN:ERRor:FEC:MANual:TYPE?

Response Syntax

<Error>

Response(s)

Error:

The response data syntax for the first parameter is defined as a <CHARACTER RESPONSE DATA> element.

Returns the error to be injected:

FCBit: FEC-CORR-BIT

FCCW: FEC-CORR-CW

FCSTRESS: FCSTRESS

FCSYmb: FEC-CORR-SYMB

FUCW: FEC-UNCORR-CW

Example(s)

SOUR:DATA:TEL:OTN:ERR:FEC:MAN:TYPE FCCW

SOUR:DATA:TEL:OTN:ERR:FEC:MAN:TYPE?

Returns: FCCW

See Also

SOURce:DATA:TELecom:OTN:ALARm:OPU[1..n]:TYPE

SOURce:DATA:TELecom:OTN:ALARm:OPU[1..n]:TYPE?

:SOURce:DATA:TELecom:OTN:ERRor:ODU[1..n]:ACHAnnel

Description	This command selects if LO ODU error injection is done on All Channels for Multi-Channel OTN. At *RST condition, this value is set to OFF. Navigation Path: Results > Alarms/Errors > Injection > ODUn > Error > Rate/Max Rate > Channel - All NOTE: For ODU[1..n], use ODU100 for ODU0, ODU101 for ODUflex, ODU200 for ODUC, ODU300 for ODUCn.
Syntax	:SOURce:DATA:TELecom:OTN:ERRor:ODU[1..n]:ACHAnnel <wsp><AllChannel>
Parameter(s)	**AllChannel**: The program data syntax for the first parameter is defined as a <BOOLEAN PROGRAM DATA> element. Enables/disables: ON: Enables OFF: Disables
Response Syntax	<Error>
Example(s)	SOUR:DATA:TEL:OTN:ERR:ODU1:ACHA ON
See Also	SOURce:DATA:TEL:OTN:ERR:ODU[1..n]:CHAN

:SOURce:DATA:TELecom:OTN:ERRor:ODU[1..n]:ACHAnnel?

Description

This query returns if LO ODU error injection is done on All Channels for Multi-Channel OTN.

At *RST condition, this value is set to OFF.

Navigation Path: Results > Alarms/Errors > Injection > ODUn > Error > Rate/Max Rate > Channel - All

NOTE: For ODU[1..n], use ODU100 for ODU0, ODU101 for ODUflex, ODU200 for ODUC, ODU300 for ODUCn.

Syntax

:SOURce:DATA:TELecom:OTN:ERRor:ODU[1..n]:ACHAnnel?

Response Syntax

<AllChannel>

Response(s)

AllChannel:

The response data syntax for the first parameter is defined as a <BOOLEAN RESPONSE DATA> element.

Returns the enable/disable All Channgels selection status:

1: Injection is done on all channels.

0: Injection is done on a specific channel.

Example(s)

SOUR:DATA:TEL:OTN:ERR:ODU1:ACHA ON

SOUR:DATA:TEL:OTN:ERR:ODU1:ACHA?

Returns: 1

See Also

SOURce:DATA:TEL:OTN:ERR:ODU[1..n]:CHAN

:SOURce:DATA:TELecom:OTN:ERRor:ODU[1..n]:AMOunt

Description

This command sets the manual ODU error Amount to be injected.

At *RST condition, this value is set to 1.

Navigation Path: Results > Alarms/Errors > Injection > ODU > Error > Manual > Amount

NOTE: For ODU[1..n], use ODU100 for ODU0, ODU101 for ODUflex, ODU200 for ODUC, ODU300 for ODUCn.

Syntax

:SOURce:DATA:TELecom:OTN:ERRor:ODU[1..n]:AMOunt <wsp><Amount>

Parameter(s)

Amount:

The program data syntax for the first parameter is defined as a <DECIMAL NUMERIC PROGRAM DATA> element.

Sets the amount of error to be injected.

MAXimum: Biggest supported value.

MINimum: Smallest supported value.

DEFault: Default value.

Response Syntax

<AllChannel>

Example(s)

SOUR:DATA:TEL:OTN:ERR:ODU1:MAN:TYPE OBIP8

SOUR:DATA:TEL:OTN:ERR:ODU1:AMO 15

SOUR:DATA:TEL:OTN:ERR:ODU1:AMO?

Returns: 15

See Also

SOURce:DATA:TELecom:OTN:ERRor:OTU[1..n]:AMOunt

SOURce:DATA:TELecom:OTN:ERRor:OTU[1..n]:AMOunt?

:SOURce:DATA:TELecom:OTN:ERRor:ODU[1..n]:AMOunt?

Description

This query returns the manual ODU error Amount to be injected.

At *RST condition, this value is set to 1.

Navigation Path: Results > Alarms/Errors > Injection > ODU > Error > Manual > Amount

NOTE: For ODU[1..n], use ODU100 for ODU0, ODU101 for ODUflex, ODU200 for ODUC, ODU300 for ODUCn.

Syntax

:SOURce:DATA:TELecom:OTN:ERRor:ODU[1..n]:AMOunt?[<wsp><Value>]

Parameter(s)

Value:

The program data syntax for the first parameter is defined as a <CHARACTER PROGRAM DATA> element.

This parameter is optional. If no token is specified, the current amount is returned.

MAXimum: Biggest supported value.

MINimum: Smallest supported value.

DEFault: Default value.

Response Syntax

<Amount>

Response(s)

Amount:

The response data syntax for the first parameter is defined as a <NR1 NUMERIC RESPONSE DATA> element.

Returns the amount of error to be injected.

Example(s)

SOUR:DATA:TEL:OTN:ERR:ODU1:MAN:TYPE OBIP8

SOUR:DATA:TEL:OTN:ERR:ODU1:AMO 15

SOUR:DATA:TEL:OTN:ERR:ODU1:AMO?

Returns: 15

See Also

SOURce:DATA:TELecom:OTN:ERRor:OTU[1..n]:AMOunt

SOURce:DATA:TELecom:OTN:ERRor:OTU[1..n]:AMOunt?

:SOURce:DATA:TELecom:OTN:ERRor:ODU[1..n]:AUTomated

Description

This command enables/disables the Rate/Max Rate ODU error injection.

At *RST condition, this value is set to OFF.

Navigation Path: Results > Alarms/Errors > Injection > ODUn > Error > Rate/Max Rate > Inject

NOTE: For ODU[1..n], use ODU100 for ODU0, ODU101 for ODUflex, ODU200 for ODUC, ODU300 for ODUCn.

Syntax

:SOURce:DATA:TELecom:OTN:ERRor:ODU[1..n]:AUTomated <wsp><Set>

Parameter(s)

Set:

The program data syntax for the first parameter is defined as a <BOOLEAN PROGRAM DATA> element.

Starts/stops the automated Rate/Max Rate error Injection.

ON: Enables error injection

OFF: Disables error injection

Response Syntax

<Amount>

Example(s)

SOUR:DATA:TEL:OTN:ERR:ODU1:AUT:TYPE OBIP8

SOUR:DATA:TEL:OTN:ERR:ODU1:AUT:RATE 1.0E-09

SOUR:DATA:TEL:OTN:ERR:ODU1:AUT ON

SOUR:DATA:TEL:OTN:ERR:ODU1:AUT?

Returns: 1

See Also

SOURce:DATA:TELecom:OTN:ERRor:OTU[1..n]:AUTomated

SOURce:DATA:TELecom:OTN:ERRor:OTU[1..n]:AUTomated?

:SOURce:DATA:TELecom:OTN:ERRor:ODU[1..n]:AUTomated:CONTinuous

Description

This command sets the automated ODU error Mode: ON for Max Rate and OFF for Rate.

At *RST condition, this value is set to OFF.

Navigation Path: Results > Alarms/Errors > Injection > ODUn > Error > Mode

NOTE: For ODU[1..n], use ODU100 for ODU0, ODU101 for ODUflex, ODU200 for ODUC, ODU300 for ODUCn.

Syntax

:SOURce:DATA:TELecom:OTN:ERRor:ODU[1..n]:AUTomated:CONTinuous <wsp><Mode>

Parameter(s)

Mode:

The program data syntax for the first parameter is defined as a <BOOLEAN PROGRAM DATA> element.

Sets the automated error Mode:

ON: Max Rate

OFF: Rate.

Response Syntax

<Amount>

Example(s)

SOUR:DATA:TEL:OTN:ERR:ODU1:AUT:TYPE OBIP8

SOUR:DATA:TEL:OTN:ERR:ODU1:AUT:CONT ON

SOUR:DATA:TEL:OTN:ERR:ODU1:AUT:CONT?

Returns: 1

See Also

SOURce:DATA:TELecom:OTN:ERRor:OTU[1..n]:AUTomated:CONTinuous

SOURce:DATA:TELecom:OTN:ERRor:OTU[1..n]:AUTomated:CONTinuous?

:SOURce:DATA:TELecom:OTN:ERRor:ODU[1..n]:AUTomated:CONTinuous?

Description	This query returns the automated ODU error Mode: ON for Max Rate and OFF for Rate. At *RST condition, this value is set to OFF. Navigation Path: Results > Alarms/Errors > Injection > ODUn > Error > Mode NOTE: For ODU[1..n], use ODU100 for ODU0, ODU101 for ODUflex, ODU200 for ODUC, ODU300 for ODUCn.
Syntax	:SOURce:DATA:TELecom:OTN:ERRor:ODU[1..n]:AUTomated:CONTinuous?
Response Syntax	<Mode>
Response(s)	**Mode**: The response data syntax for the first parameter is defined as a <BOOLEAN RESPONSE DATA> element. Returns the automated error Mode: 1: Max Rate 0: Rate
Example(s)	SOUR:DATA:TEL:OTN:ERR:ODU1:AUT:TYPE OBIP8 SOUR:DATA:TEL:OTN:ERR:ODU1:AUT:CONT ON SOUR:DATA:TEL:OTN:ERR:ODU1:AUT:CONT? Returns: 1
See Also	SOURce:DATA:TELecom:OTN:ERRor:OTU[1..n]:AUTomated:CONTinuous SOURce:DATA:TELecom:OTN:ERRor:OTU[1..n]:AUTomated:CONTinuous?

:SOURce:DATA:TELecom:OTN:ERRor:ODU[1..n]:AUTomated:RATE

Description

This command sets the automated ODU error Rate to be injected.

At *RST condition, this value is set to device-dependent.

Navigation Path: Results > Alarms/Errors > Injection > ODUn > Error > Rate > Rate

NOTE: For ODU[1..n], use ODU100 for ODU0, ODU101 for ODUflex, ODU200 for ODUC, ODU300 for ODUCn.

Syntax

:SOURce:DATA:TELecom:OTN:ERRor:ODU[1..n]:AUTomated:RATE <wsp><Rate>

Parameter(s)

Rate:

The program data syntax for the first parameter is defined as a <DECIMAL NUMERIC PROGRAM DATA> element.

Sets the rate of error to be injected.

MAXimum: Sets to maximum rate.

MINimum: Sets to minimum rate.

Response Syntax

<Mode>

Example(s)

SOUR:DATA:TEL:OTN:ERR:ODU1:AUT:TYPE OBIP8

SOUR:DATA:TEL:OTN:ERR:ODU1:AUT:RATE 1.0E-09

SOUR:DATA:TEL:OTN:ERR:ODU1:AUT:RATE?

Returns: 1.0E-09

See Also

SOURce:DATA:TELecom:OTN:ERRor:OTU[1..n]:AUTomated:RATE

SOURce:DATA:TELecom:OTN:ERRor:OTU[1..n]:AUTomated:RATE?

:SOURce:DATA:TELecom:OTN:ERRor:ODU[1..n]:AUTomated:RATE?

Description

This query returns the automated ODU error Rate to be injected.

At *RST condition, this value is set to device-dependent.

Navigation Path: Results > Alarms/Errors > Injection > ODUn > Error > Rate > Rate

NOTE: For ODU[1..n], use ODU100 for ODU0, ODU101 for ODUflex, ODU200 for ODUC, ODU300 for ODUCn.

Syntax

:SOURce:DATA:TELecom:OTN:ERRor:ODU[1..n]:AUTomated:RATE?[<wsp><Value>]

Parameter(s)

Value:

The program data syntax for the first parameter is defined as a <CHARACTER PROGRAM DATA> element.

This parameter is optional. If no token is specified, the current injection rate is returned.

MAXimum: Biggest supported value

MINimum: Smallest supported value

Response Syntax

<Rate>

Response(s)

Rate:

The response data syntax for the first parameter is defined as a <NR3 NUMERIC RESPONSE DATA> element.

Returns the rate of error to be injected.

Example(s)

SOUR:DATA:TEL:OTN:ERR:ODU1:AUT:TYPE OBIP8

SOUR:DATA:TEL:OTN:ERR:ODU1:AUT:RATE 1.0E-09

SOUR:DATA:TEL:OTN:ERR:ODU1:AUT:RATE?

Returns: 1.0E-09

See Also

SOURce:DATA:TELecom:OTN:ERRor:OTU[1..n]:AUTomated:RATE

SOURce:DATA:TELecom:OTN:ERRor:OTU[1..n]:AUTomated:RATE?

:SOURce:DATA:TELecom:OTN:ERRor:ODU[1..n]:AUTomated:TCM[1..n]:CONTinuous

Description	This command sets the automated ODU TCM error Mode: ON for Max Rate and OFF for Rate. At *RST condition, this value is set to OFF. Navigation Path: Results > Alarms/Errors > Injection > ODU TCM > Error > Mode
Syntax	:SOURce:DATA:TELecom:OTN:ERRor:ODU[1..n]:AUTomated:TCM[1..n]:CONTinuous <wsp><Mode>
Parameter(s)	**Mode**: The program data syntax for the first parameter is defined as a <BOOLEAN PROGRAM DATA> element. Sets the automated error Mode: ON: Max Rate OFF: Rate
Response Syntax	<Rate>
Example(s)	SOUR:DATA:TEL:OTN:ERR:ODU3:AUT:TCM1:CONT ON
See Also	SOURce:DATA:TELecom:OTN:ERRor:ODU[1..n]:AUTomated:CONTinuous?

:SOURce:DATA:TELecom:OTN:ERRor:ODU[1..n]:AUTomated:TCM[1..n]:CONTinuous?

Description	This query returns the automated ODU TCM error Mode: ON for Max Rate and OFF for Rate. At *RST condition, this value is set to OFF. Navigation Path: Results > Alarms/Errors > Injection > ODU TCM > Error > Mode
Syntax	:SOURce:DATA:TELecom:OTN:ERRor:ODU[1..n]:AUTomated:TCM[1..n]:CONTinuous?
Response Syntax	<Set>
Response(s)	**Set**: The response data syntax for the first parameter is defined as a <BOOLEAN RESPONSE DATA> element. Returns the automated error Mode: 1: Max Rate 0: Rate
Example(s)	SOUR:DATA:TEL:OTN:ERR:ODU3:AUT:TCM1:CONT?
See Also	SOURce:DATA:TELecom:OTN:ERRor:ODU[1..n]:AUTomated:CONTinuous

:SOURce:DATA:TELecom:OTN:ERRor:ODU[1..n]:AUTomated:TCM[1..n]:RATE

Description	This command sets the automated ODU TCM error Rate to be injected. At *RST condition, this value is device dependent. Navigation Path: Results > Alarms/Errors > Injection > ODU TCM > Error > Rate > Rate
Syntax	:SOURce:DATA:TELecom:OTN:ERRor:ODU[1..n]:AUTomated:TCM[1..n]:RATE <wsp><Rate>
Parameter(s)	**Rate**: The program data syntax for the first parameter is defined as a <DECIMAL NUMERIC PROGRAM DATA> element. Sets the rate of error to be injected. MAXimum: Biggest supported rate MINimum: Smallest supported rate
Response Syntax	<Set>
Example(s)	SOUR:DATA:TEL:OTN:ERR:ODU3:AUT:TCM1:RATE 1.0E-09
See Also	SOURce:DATA:TELecom:OTN:ERRor:ODU[1..n]:AUTomated:RATE

:SOURce:DATA:TELecom:OTN:ERRor:ODU[1..n]:AUTomated:TCM[1..n]:RATE?

Description

This query returns the automated ODU TCM error Rate to be injected.

At *RST condition, this value is device dependent.

Navigation Path: Results > Alarms/Errors > Injection > ODU TCM > Error > Rate > Rate

Syntax

:SOURce:DATA:TELecom:OTN:ERRor:ODU[1..n]:AUTomated:TCM[1..n]:RATE?[<wsp><Rate>]

Parameter(s)

Rate:

The program data syntax for the first parameter is defined as a <CHARACTER PROGRAM DATA> element.

This parameter is optional. If no token is specified, the current injection rate is returned.

MAXimum: Biggest supported value

MINimum: Smallest supported value

Response Syntax

<Rate>

Response(s)

Rate:

The response data syntax for the first parameter is defined as a <NR3 NUMERIC RESPONSE DATA> element.

Returns the rate of error to be injected.

Example(s)

SOUR:DATA:TEL:OTN:ERR:ODU3:AUT:TCM1:RATE?

See Also

SOURce:DATA:TELecom:OTN:ERRor:ODU[1..n]:AUTomated:RATE?

:SOURce:DATA:TELecom:OTN:ERRor:ODU[1..n]:AUTomated:TCM[1..n]:TYPE

Description

This command selects the manual ODU TCM error Defect to be injected.

At *RST condition, this value is set to TBIP8.

Navigation Path: Results > Alarms/Errors > Injection > ODU TCM > Error > Manual > Defect

Syntax

:SOURce:DATA:TELecom:OTN:ERRor:ODU[1..n]:AUTomated:TCM[1..n]:TYPE <wsp><Error>

Parameter(s)

Error:

The program data syntax for the first parameter is defined as a <CHARACTER PROGRAM DATA> element.

Selects the error to be injected:

TBIP8: BIP-8

TBEI: BEI

Response Syntax

<Rate>

Example(s)

SOUR:DATA:TEL:OTN:ERR:ODU3:AUT:TCM1:TYPE TBIP8

SOUR:DATA:TEL:OTN:ERR:ODU3:AUT:TCM1:TYPE?

Returns: TBIP8

See Also

SOURce:DATA:TELecom:OTN:ERRor:ODU[1..n]:AUTomated:TYPE

:SOURce:DATA:TELecom:OTN:ERRor:ODU[1..n]:AUTomated:TCM[1..n]:TYPE?

Description	This query returns the manual ODU TCM error Defect to be injected. At *RST condition, this value is set to TBIP8. Navigation Path: Results > Alarms/Errors > Injection > ODU TCM > Error > Manual > Defect
Syntax	:SOURce:DATA:TELecom:OTN:ERRor:ODU[1..n]:AUTomated:TCM[1..n]:TYPE?
Response Syntax	<Error>
Response(s)	**Error**: The response data syntax for the first parameter is defined as a <CHARACTER RESPONSE DATA> element. Returns the error to be injected: TBIP8: BIP-8 TBEI: BEI
Example(s)	SOUR:DATA:TEL:OTN:ERR:ODU3:AUT:TCM1:TYPE?
See Also	SOURce:DATA:TELecom:OTN:ERRor:ODU[1..n]:AUTomated:TYPE?

:SOURce:DATA:TELecom:OTN:ERRor:ODU[1..n]:AUTomated:TYPE

Description

This command selects the automated ODU error Defect to be injected.

At *RST condition, this value is set to OBIP8.

Navigation Path: Results > Alarms/Errors > Injection > ODUn > Error > Rate/Max Rate > Defect

NOTE: For ODU[1..n], use ODU100 for ODU0, ODU101 for ODUflex, ODU200 for ODUC, ODU300 for ODUCn.

Syntax

:SOURce:DATA:TELecom:OTN:ERRor:ODU[1..n]:AUTomated:TYPE <wsp><Error>

Parameter(s)

Error:

The program data syntax for the first parameter is defined as a <CHARACTER PROGRAM DATA> element.

Selects the error to be injected:

OBIP8: ODU-BIP-8

OBEI: ODU-BEI

Response Syntax

<Error>

Example(s)

SOUR:DATA:TEL:OTN:ERR:ODU1:AUT:TYPE OBIP8

SOUR:DATA:TEL:OTN:ERR:ODU1:AUT:TYPE?

Returns: OBIP8

See Also

SOURce:DATA:TELecom:OTN:ERRor:OTU[1..n]:AUTomated:TYPE

SOURce:DATA:TELecom:OTN:ERRor:OTU[1..n]:AUTomated:TYPE?

:SOURce:DATA:TELecom:OTN:ERRor:ODU[1..n]:AUTomated:TYPE?

Description

This query returns the automated ODU error Defect to be injected.

At *RST condition, this value is set to OBIP8.

Navigation Path: Results > Alarms/Errors > Injection > ODUn > Error > Rate/Max Rate > Defect

NOTE: For ODU[1..n], use ODU100 for ODU0, ODU101 for ODUflex, ODU200 for ODUC, ODU300 for ODUCn.

This command selects the automated ODU error Defect to be injected.

Selects the error to be injected:

Syntax

:SOURce:DATA:TELecom:OTN:ERRor:ODU[1..n]:AUTomated:TYPE?

Response Syntax

<Error>

Response(s)

Error:

The response data syntax for the first parameter is defined as a <CHARACTER RESPONSE DATA> element.

Returns the error to be injected:

OBIP8: ODU-BIP-8

OBEI: ODU-BEI

Example(s)

SOUR:DATA:TEL:OTN:ERR:ODU1:AUT:TYPE OBIP8

SOUR:DATA:TEL:OTN:ERR:ODU1:AUT:TYPE?

Returns: OBIP8

See Also

SOURce:DATA:TELecom:OTN:ERRor:OTU[1..n]:AUTomated:TYPE

SOURce:DATA:TELecom:OTN:ERRor:OTU[1..n]:AUTomated:TYPE?

:SOURce:DATA:TELecom:OTN:ERRor:ODU[1..n]:AUTomated?

Description

This query returns the enable/disable status of the Rate/Max Rate ODU error injection.

At *RST condition, this value is set to OFF.

Navigation Path: Results > Alarms/Errors > Injection > ODUn > Error > Rate/Max Rate > Inject

NOTE: For ODU[1..n], use ODU100 for ODU0, ODU101 for ODUflex, ODU200 for ODUC, ODU300 for ODUCn.

Syntax

:SOURce:DATA:TELecom:OTN:ERRor:ODU[1..n]:AUTomated?

Response Syntax

<Status>

Response(s)

Status:

The response data syntax for the first parameter is defined as a <BOOLEAN RESPONSE DATA> element.

Returns the enable/disable injection status:

1: Enabled

0: Disabled

Example(s)

SOUR:DATA:TEL:OTN:ERR:ODU1:AUT:TYPE OBIP8

SOUR:DATA:TEL:OTN:ERR:ODU1:AUT:RATE 1.0E-09

SOUR:DATA:TEL:OTN:ERR:ODU1:AUT ON

SOUR:DATA:TEL:OTN:ERR:ODU1:AUT?

Returns: 1

See Also

SOURce:DATA:TELecom:OTN:ERRor:OTU[1..n]:AUTomated

SOURce:DATA:TELecom:OTN:ERRor:OTU[1..n]:AUTomated?

:SOURce:DATA:TELecom:OTN:ERRor:ODU[1..n]:CHANnel

Description

This command selects the channel number or client ID used for LO ODU error injection, when All Channel is not selected, for Multi-Channel OTN and FlexO BERT test.

At *RST condition, this value is set to 1.

Navigation Path: Results > Alarms/Errors > Injection > ODUn > Error > Rate/Max Rate > Channel

NOTE: For ODU[1..n], use ODU100 for ODU0, ODU101 for ODUflex, ODU200 for ODUC, ODU300 for ODUCn.

Syntax

:SOURce:DATA:TELecom:OTN:ERRor:ODU[1..n]:CHANnel <wsp><Channel Number or Client ID>

Parameter(s)

Channel Number or Client ID:

The program data syntax for the first parameter is defined as a <DECIMAL NUMERIC PROGRAM DATA> element.

Selects the channel number or client ID used for error injection, when All Channel is not selected, for Multi-Channel OTN and FlexO BERT test.

Response Syntax

<Status>

Example(s)

SOUR:DATA:TEL:OTN:ERR:ODU1:CHAN 5

See Also

SOURce:DATA:TEL:OTN:ERR:ODU[1..n]:ACHA

:SOURce:DATA:TELecom:OTN:ERRor:ODU[1..n]:CHANnel?

Description

This query returns the channel number or client ID used for error injection, when All channels is not selected, for Multi-Channel OTN and FlexO BERT test.

At *RST condition, this value is set to 1.

Navigation Path: Results > Alarms/Errors > Injection > ODUn > Error > Rate/Max Rate > Channel

NOTE: For ODU[1..n], use ODU100 for ODU0, ODU101 for ODUflex, ODU200 for ODUC, ODU300 for ODUCn.

Syntax

:SOURce:DATA:TELecom:OTN:ERRor:ODU[1..n]:CHANnel?

Response Syntax

<Channel Number or Client ID>

Response(s)

Channel Number or Client ID:

The response data syntax for the first parameter is defined as a <NR1 NUMERIC RESPONSE DATA> element.

Returns the channel number or client ID used for error injection, when All Channel is not selected, for Multi-Channel OTN and FlexO BERT test.

Example(s)

SOUR:DATA:TEL:OTN:ERR:ODU1:CHAN 5

SOUR:DATA:TEL:OTN:ERR:ODU1:CHAN?

Returns: 5

See Also

SOURce:DATA:TEL:OTN:ERR:ODU[1..n]:ACHA

:SOURce:DATA:TELecom:OTN:ERRor:ODU[1..n]:E[1..n]:AMOunt

Description

This command sets the manual ODU1e/2e/3e1/3e2 error Amount to be injected.

At *RST condition, this value is set to 1.

Navigation Path: Results > Alarms/Errors > Injection > ODU1e/2e/3e1/3e2 > Error > Manual > Amount

NOTE: For :E[1..n]:, use :E: for ODU1e/2e.

Syntax

:SOURce:DATA:TELecom:OTN:ERRor:ODU[1..n]:E[1..n]:AMOunt <wsp><Amount>

Parameter(s)

Amount:

The program data syntax for the first parameter is defined as a <DECIMAL NUMERIC PROGRAM DATA> element.

Sets the amount of error to be injected. Choices are 1 through 50.

MAXimum: Biggest supported value.

MINimum: Smallest supported value.

DEFault: Default value.

Response Syntax

<Channel Number or Client ID>

Example(s)

SOUR:DATA:TEL:OTN:ERR:ODU3:E1:MAN:TYPE OBIP8

SOUR:DATA:TEL:OTN:ERR:ODU3:E1:AMO 15

SOUR:DATA:TEL:OTN:ERR:ODU3:E1:AMO?

Returns: 15

See Also

SOURce:DATA:TELecom:OTN:ERRor:ODU[1..n]:E[1..n]:MANual:TYPE

SOURce:DATA:TELecom:OTN:ERRor:ODU[1..n]:E[1..n]:AMOunt?

:SOURce:DATA:TELecom:OTN:ERRor:ODU[1..n]:E[1..n]:AMOunt?

Description

This query returns the manual ODU1e/2e/3e1/3e2 error Amount to be injected.

At *RST condition, this value is set to 1.

Navigation Path: Results > Alarms/Errors > Injection > ODU1e/2e/3e1/3e2 > Error > Manual > Amount

NOTE: For :E[1..n]:, use :E: for ODU1e/2e.

Syntax

:SOURce:DATA:TELecom:OTN:ERRor:ODU[1..n]:E[1..n]:AMOunt?[<wsp><Value>]

Parameter(s)

Value:

The program data syntax for the first parameter is defined as a <CHARACTER PROGRAM DATA> element.

This parameter is optional. If no token is specified, the current amount is returned.

MAXimum: Biggest supported value.

MINimum: Smallest supported value.

DEFault: Default value.

Response Syntax

<Amount>

Response(s)

Amount:

The response data syntax for the first parameter is defined as a <NR1 NUMERIC RESPONSE DATA> element.

Returns the amount of error to be injected.

Example(s)

SOUR:DATA:TEL:OTN:ERR:ODU3:E1:MAN:TYPE OBIP8

SOUR:DATA:TEL:OTN:ERR:ODU3:E1:AMO 15

SOUR:DATA:TEL:OTN:ERR:ODU3:E1:AMO?

Returns: 15

See Also

SOURce:DATA:TELecom:OTN:ERRor:ODU[1..n]:E[1..n]:MANual:TYPE

SOURce:DATA:TELecom:OTN:ERRor:ODU[1..n]:E[1..n]:AMOunt

:SOURce:DATA:TELecom:OTN:ERRor:ODU[1..n]:E[1..n]:AUTomated

Description

This command enables/disables the Rate/Max Rate ODU1e/2e/3e1/3e2 error injection.

At *RST condition, this value is set to OFF.

Navigation Path: Results > Alarms/Errors > Injection > ODU1e/2e/3e1/3e2 > Error > Rate/Max Rate > Inject

NOTE: For :E[1..n]:, use :E: for ODU1e/2e.

Syntax

:SOURce:DATA:TELecom:OTN:ERRor:ODU[1..n]:E[1..n]:AUTomated <wsp><Inject>

Parameter(s)

Inject:

The program data syntax for the first parameter is defined as a <BOOLEAN PROGRAM DATA> element.

Starts/stops the automated Rate/Max Rate error Injection.

ON: Enables error injection.

OFF: Disables error injection.

Response Syntax

<Amount>

Example(s)

SOUR:DATA:TEL:OTN:ERR:ODU3:E1:AUT:TYPE OBIP8

SOUR:DATA:TEL:OTN:ERR:ODU3:E1:AUT:RATE 1.0E-09

SOUR:DATA:TEL:OTN:ERR:ODU3:E1:AUT ON

SOUR:DATA:TEL:OTN:ERR:ODU3:E1:AUT?

Returns: 1

See Also

SOURce:DATA:TELecom:OTN:ERRor:ODU[1..n]:E[1..n]:AUTomated:TYPE

SOURce:DATA:TELecom:OTN:ERRor:ODU[1..n]:E[1..n]:AUTomated:RATE

SOURce:DATA:TELecom:OTN:ERRor:ODU[1..n]:E[1..n]:AUTomated?

:SOURce:DATA:TELecom:OTN:ERRor:ODU[1..n]:E[1..n]:AUTomated:CONTinuous

Description

This command sets the automated ODU1e/2e/3e1/3e2 error Mode: ON for Max Rate and OFF for Rate.

At *RST condition, this value is set to OFF.

Navigation Path: Results > Alarms/Errors > Injection > ODU1e/2e/3e1/3e2 > Error > Mode

NOTE: For :E[1..n]:, use :E: for ODU1e/2e.

Syntax

:SOURce:DATA:TELecom:OTN:ERRor:ODU[1..n]:E[1..n]:AUTomated:CONTinuous <wsp><Mode>

Parameter(s)

Mode:

The program data syntax for the first parameter is defined as a <BOOLEAN PROGRAM DATA> element.

Sets the automated error Mode:

ON: Max Rate

OFF: Rate

Response Syntax

<Amount>

Example(s)

SOUR:DATA:TEL:OTN:ERR:ODU3:E1:AUT:TYPE OBIP8

SOUR:DATA:TEL:OTN:ERR:ODU3:E1:AUT:CONT ON

SOUR:DATA:TEL:OTN:ERR:ODU3:E1:AUT:CONT?

Returns: 1

See Also

SOURce:DATA:TELecom:OTN:ERRor:ODU[1..n]:E[1..n]:AUTomated:TYPE

SOURce:DATA:TELecom:OTN:ERRor:ODU[1..n]:E[1..n]:AUTomated

SOURce:DATA:TELecom:OTN:ERRor:ODU[1..n]:E[1..n]:AUTomated:CONTinuous?

:SOURce:DATA:TELecom:OTN:ERRor:ODU[1..n]:E[1..n]:AUTomated:CONTinuous?

Description	This query returns the automated ODU1e/2e/3e1/3e2 error Mode: ON for Max Rate and OFF for Rate. At *RST condition, this value is set to OFF. Navigation Path: Results > Alarms/Errors > Injection > ODU1e/2e/3e1/3e2 > Error > Mode NOTE: For :E[1..n]:, use :E: for ODU1e/2e.
Syntax	:SOURce:DATA:TELecom:OTN:ERRor:ODU[1..n]:E[1..n]:AUTomated:CONTinuous?
Response Syntax	<Set>
Response(s)	**Set**: The response data syntax for the first parameter is defined as a <BOOLEAN RESPONSE DATA> element. Returns the automated error Mode: 1: Max Rate 0: Rate
Example(s)	SOUR:DATA:TEL:OTN:ERR:ODU3:E1:AUT:TYPE OBIP8 SOUR:DATA:TEL:OTN:ERR:ODU3:E1:AUT:CONT ON SOUR:DATA:TEL:OTN:ERR:ODU3:E1:AUT:CONT? Returns: 1
See Also	SOURce:DATA:TELecom:OTN:ERRor:ODU[1..n]:E[1..n]:AUTomated:TYPE SOURce:DATA:TELecom:OTN:ERRor:ODU[1..n]:E[1..n]:AUTomated SOURce:DATA:TELecom:OTN:ERRor:ODU[1..n]:E[1..n]:AUTomated:CONTinuous

:SOURce:DATA:TELecom:OTN:ERRor:ODU[1..n]:E[1..n]:AUTomated:RATE

Description

This command sets the automated ODU1e/2e/3e1/3e2 error Rate to be injected.

At *RST condition, this value is device dependent.

Navigation Path: Results > Alarms/Errors > Injection > ODU1e/2e/3e1/3e2 > Error > Rate > Rate

NOTE: For :E[1..n]:, use :E: for ODU1e/2e.

Syntax

:SOURce:DATA:TELecom:OTN:ERRor:ODU[1..n]:E[1..n]:AUTomated:RATE <wsp><Rate>

Parameter(s)

Rate:

The program data syntax for the first parameter is defined as a <DECIMAL NUMERIC PROGRAM DATA> element.

Sets the rate of error to be injected.

MAXimum, sets the injection rate for the selected ODU to maximum.

MINimum, sets the injection rate for the selected ODU to minimum.

Response Syntax

<Set>

Example(s)

SOUR:DATA:TEL:OTN:ERR:ODU3:E1:AUT:TYPE OBIP8

SOUR:DATA:TEL:OTN:ERR:ODU3:E1:AUT:RATE 1.0E-09

SOUR:DATA:TEL:OTN:ERR:ODU3:E1:AUT:RATE?

Returns: 1.0E-09

See Also

SOURce:DATA:TELecom:OTN:ERRor:ODU[1..n]:E[1..n]:AUTomated:TYPE

SOURce:DATA:TELecom:OTN:ERRor:ODU[1..n]:E[1..n]:AUTomated:RATE?

SOURce:DATA:TELecom:OTN:ERRor:ODU[1..n:E[1..n]]:AUTomated

:SOURce:DATA:TELecom:OTN:ERRor:ODU[1..n]:E[1..n]:AUTomated:RATE?

Description

This query returns the automated ODU1e/2e/3e1/3e2 error Rate to be injected.

At *RST condition, this value is device dependent.

Navigation Path: Results > Alarms/Errors > Injection > ODU1e/2e/3e1/3e2 > Error > Rate > Rate

NOTE: For :E[1..n]:, use :E: for ODU1e/2e.

Syntax

:SOURce:DATA:TELecom:OTN:ERRor:ODU[1..n]:E[1..n]:AUTomated:RATE?[<wsp><Value>]

Parameter(s)

Value:

The program data syntax for the first parameter is defined as a <CHARACTER PROGRAM DATA> element.

This parameter is optional. If no token is specified, the current injection rate is returned.

MAXimum: Biggest supported value

MINimum: Smallest supported value

Response Syntax

<Rate>

Response(s)

Rate:

The response data syntax for the first parameter is defined as a <NR3 NUMERIC RESPONSE DATA> element.

Returns the rate of error to be injected.

Example(s)

SOUR:DATA:TEL:OTN:ERR:ODU3:E1:AUT:TYPE OBIP8

SOUR:DATA:TEL:OTN:ERR:ODU3:E1:AUT:RATE 1.0E-09

SOUR:DATA:TEL:OTN:ERR:ODU3:E1:AUT:RATE?

Returns: 1.0E-09

See Also

SOURce:DATA:TELecom:OTN:ERRor:ODU[1..n]:E[1..n]:AUTomated:TYPE

SOURce:DATA:TELecom:OTN:ERRor:ODU[1..n]:E[1..n]:AUTomated:RATE

SOURce:DATA:TELecom:OTN:ERRor:ODU[1..n]:E[1..n]:AUTomated

:SOURce:DATA:TELecom:OTN:ERRor:ODU[1..n]:E[1..n]:AUTomated:TCM[1..n]:CONTinuous

Description

This command sets the automated ODU1e/2e/3e1/3e2 TCM error Mode: ON for Max Rate and OFF for Rate.

At *RST condition, this value is set to OFF.

Navigation Path: Results > Alarms/Errors > Injection > ODU1e/2e/3e1/3e2 TCM > Error > Mode

NOTE: For :E[1..n]:, use :E: for ODU1e/2e.

Syntax

:SOURce:DATA:TELecom:OTN:ERRor:ODU[1..n]:E[1..n]:AUTomated:TCM[1..n]:CONTinuous <wsp><Set>

Parameter(s)

Set:

The program data syntax for the first parameter is defined as a <BOOLEAN PROGRAM DATA> element.

Sets the automated error Mode:

ON: Max Rate

OFF: Rate

Response Syntax

<Rate>

Example(s)

SOUR:DATA:TEL:OTN:ERR:ODU3:E1:AUT:TCM1:TYPE TBIP8

SOUR:DATA:TEL:OTN:ERR:ODU3:E1:AUT:TCM1:CONT ON

SOUR:DATA:TEL:OTN:ERR:ODU3:E1:AUT:TCM1:CONT?

Returns: 1

See Also

SOURce:DATA:TELecom:OTN:ERRor:ODU[1..n]:E[1..n]:AUTomated:TYPE

SOURce:DATA:TELecom:OTN:ERRor:ODU[1..n]:E[1..n]:AUTomated

SOURce:DATA:TELecom:OTN:ERRor:ODU[1..n]:E[1..n]:AUTomated:CONTinuous?

:SOURce:DATA:TELecom:OTN:ERRor:ODU[1..n]:E[1..n]:AUTomated:TCM[1..n]:CONTinuous?

Description

This query returns the automated ODU1e/2e/3e1/3e2 TCM error Mode: ON for Max Rate and OFF for Rate.

At *RST condition, this value is set to OFF.

Navigation Path: Results > Alarms/Errors > Injection > ODU1e/2e/3e1/3e2 TCM > Error > Mode

NOTE: For :E[1..n]:, use :E: for ODU1e/2e.

Syntax

:SOURce:DATA:TELecom:OTN:ERRor:ODU[1..n]:E[1..n]:AUTomated:TCM[1..n]:CONTinuous?

Response Syntax

<Set>

Response(s)

Set:

The response data syntax for the first parameter is defined as a <BOOLEAN RESPONSE DATA> element.

Returns the automated error Mode:

1: Max Rate

0: Rate

Example(s)

SOUR:DATA:TEL:OTN:ERR:ODU3:E1:AUT:TCM1:TYPE TBIP8

SOUR:DATA:TEL:OTN:ERR:ODU3:E1:AUT:TCM1:CONT ON

SOUR:DATA:TEL:OTN:ERR:ODU3:E1:AUT:TCM1:CONT?

Returns: 1

See Also

SOURce:DATA:TELecom:OTN:ERRor:ODU[1..n]:E[1..n]:AUTomated:TYPE

SOURce:DATA:TELecom:OTN:ERRor:ODU[1..n]:E[1..n]:AUTomated

SOURce:DATA:TELecom:OTN:ERRor:ODU[1..n]:E[1..n]:AUTomated:CONTinuous

:SOURce:DATA:TELecom:OTN:ERRor:ODU[1..n]:E[1..n]:AUTomated:TCM[1..n]:RATE

Description

This command sets the automated ODU1e/2e/3e1/3e2 TCM error Rate to be injected.

At *RST condition, this value is device dependent.

Navigation Path: Results > Alarms/Errors > Injection > ODU1e/2e/3e1/3e2 TCM > Error > Rate > Rate

NOTE: For :E[1..n]:, use :E: for ODU1e/2e.

Syntax

:SOURce:DATA:TELecom:OTN:ERRor:ODU[1..n]:E[1..n]:AUTomated:TCM[1..n]:RATE <wsp><Rate>

Parameter(s)

Rate:

The program data syntax for the first parameter is defined as a <DECIMAL NUMERIC PROGRAM DATA> element.

Sets the rate of error to be injected.

MAXimum: Biggest supported rate

MINimum: Smallest supported rate

Response Syntax

<Set>

Example(s)

SOUR:DATA:TEL:OTN:ERR:ODU3:E1:AUT:TCM1:TYPE TBIP8

SOUR:DATA:TEL:OTN:ERR:ODU3:E1:AUT:TCM1:RATE 1.0E-09

SOUR:DATA:TEL:OTN:ERR:ODU3:E1:AUT:TCM1:RATE?

Returns: 1.0E-09

See Also

SOURce:DATA:TELecom:OTN:ERRor:ODU[1..n]:E[1..n]:AUTomated:TYPE

SOURce:DATA:TELecom:OTN:ERRor:ODU[1..n]:E[1..n]:AUTomated:RATE?

SOURce:DATA:TELecom:OTN:ERRor:ODU[1..n]:E[1..n]:AUTomated

:SOURce:DATA:TELecom:OTN:ERRor:ODU[1..n]:E[1..n]:AUTomated:TCM[1..n]:RATE?

Description

This query returns the automated ODU1e/2e/3e1/3e2 TCM error Rate to be injected.

At *RST condition, this value is device dependent.

Navigation Path: Results > Alarms/Errors > Injection > ODU1e/2e/3e1/3e2 TCM > Error > Rate > Rate

NOTE: For :E[1..n]:, use :E: for ODU1e/2e.

Syntax

:SOURce:DATA:TELecom:OTN:ERRor:ODU[1..n]:E[1..n]:AUTomated:TCM[1..n]:RATE?[<wsp><Value>]

Parameter(s)

Value:

The program data syntax for the first parameter is defined as a <CHARACTER PROGRAM DATA> element.

This parameter is optional. If no token is specified, the current injection rate is returned.

MAXimum: Biggest supported value

MINimum: Smallest supported value

Response Syntax

<Rate>

Response(s)

Rate:

The response data syntax for the first parameter is defined as a <NR3 NUMERIC RESPONSE DATA> element.

Returns the rate of error to be injected.

Example(s)

SOUR:DATA:TEL:OTN:ERR:ODU3:E1:AUT:TCM1:TYPE TBIP8

SOUR:DATA:TEL:OTN:ERR:ODU3:E1:AUT:TCM1:RATE 1.0E-09

SOUR:DATA:TEL:OTN:ERR:ODU3:E1:AUT:TCM1:RATE?

Returns: 1.0E-09

See Also

SOURce:DATA:TELecom:OTN:ERRor:ODU[1..n]:E[1..n]:AUTomated:TYPE

SOURce:DATA:TELecom:OTN:ERRor:ODU[1..n]:E[1..n]:AUTomated:RATE

SOURce:DATA:TELecom:OTN:ERRor:ODU[1..n]:E[1..n]:AUTomated

:SOURce:DATA:TELecom:OTN:ERRor:ODU[1..n]:E[1..n]:AUTomated:TCM[1..n]:TYPE

Description

This command selects the automated ODU1e/2e/3e1/3e2 TCM error Defect to be injected.

Navigation Path: Results > Alarms/Errors > Injection > ODU1e/2e/3e1/3e2 TCM > Error > Rate/Max Rate > Defect

NOTE: For :E[1..n]:, use :E: for ODU1e/2e.

Returns the error to be injected:

Syntax

:SOURce:DATA:TELecom:OTN:ERRor:ODU[1..n]:E[1..n]:AUTomated:TCM[1..n]:TYPE <wsp><Error>

Parameter(s)

Error:

The program data syntax for the first parameter is defined as a <CHARACTER PROGRAM DATA> element.

Selects the error to be injected:

TBIP8: BIP-8

TBEI: BEI

Response Syntax

<Rate>

Example(s)

SOUR:DATA:TEL:OTN:ERR:ODU3:E1:AUT:TCM1:TYPE TBIP8

SOUR:DATA:TEL:OTN:ERR:ODU3:E1:AUT:TCM1:TYPE?

Returns: TBIP8

See Also

SOURce:DATA:TELecom:OTN:ERRor:ODU[1..n]:AUTomated:TYPE?

SOURce:DATA:TELecom:OTN:ERRor:ODU[1..n]:AUTomated:RATE

SOURce:DATA:TELecom:OTN:ERRor:ODU[1..n]:AUTomated

:SOURce:DATA:TELecom:OTN:ERRor:ODU[1..n]:E[1..n]:AUTomated:TCM[1..n]:TYPE?

Description

This query returns the automated ODU1e/2e/3e1/3e2 TCM error Defect to be injected.

Navigation Path: Results > Alarms/Errors > Injection > ODU1e/2e/3e1/3e2 TCM > Error > Rate/Max Rate > Defect

NOTE: For :E[1..n]:, use :E: for ODU1e/2e.

Syntax

:SOURce:DATA:TELecom:OTN:ERRor:ODU[1..n]:E[1..n]:AUTomated:TCM[1..n]:TYPE?

Response Syntax

<Error>

Response(s)

Error:

The response data syntax for the first parameter is defined as a <CHARACTER RESPONSE DATA> element.

Returns the error to be injected:

TBIP8: BIP-8

TBEI: BEI

Example(s)

SOUR:DATA:TEL:OTN:ERR:ODU3:E1:AUT:TCM1:TYPE TBIP8

SOUR:DATA:TEL:OTN:ERR:ODU3:E1:AUT:TCM1:TYPE?

Returns: TBIP9

See Also

SOURce:DATA:TELecom:OTN:ERRor:ODU[1..n]:AUTomated:TYPE

SOURce:DATA:TELecom:OTN:ERRor:ODU[1..n]:AUTomated:RATE

SOURce:DATA:TELecom:OTN:ERRor:ODU[1..n]:AUTomated

:SOURce:DATA:TELecom:OTN:ERRor:ODU[1..n]:E[1..n]:AUTomated:TYPE

Description

This command selects the automated ODU1e/2e/3e1/3e2 error Defect to be injected.

At *RST condition, this value is set to OBIP8.

Navigation Path: Results > Alarms/Errors > Injection > ODU1e/2e/3e1/3e2 > Error > Rate/Max Rate > Defect

NOTE: For :E[1..n]:, use :E: for ODU1e/2e.

Syntax

:SOURce:DATA:TELecom:OTN:ERRor:ODU[1..n]:E[1..n]:AUTomated:TYPE <wsp><Error>

Parameter(s)

Error:

The program data syntax for the first parameter is defined as a <CHARACTER PROGRAM DATA> element.

Selects the error to be injected:

OBIP8: BIP-8

OBEI: BEI

Response Syntax

<Error>

Example(s)

SOUR:DATA:TEL:OTN:ERR:ODU3:E1:AUT:TYPE OBIP8

SOUR:DATA:TEL:OTN:ERR:ODU3:E1:AUT:TYPE?

Returns: OBIP8

See Also

SOURce:DATA:TELecom:OTN:ERRor:ODU[1..n]:E[1..n]:AUTomated:TYPE?

SOURce:DATA:TELecom:OTN:ERRor:ODU[1..n]:E[1..n]:AUTomated:RATE

SOURce:DATA:TELecom:OTN:ERRor:ODU[1..n]:E[1..n]:AUTomated

:SOURce:DATA:TELecom:OTN:ERRor:ODU[1..n]:E[1..n]:AUTomated:TYPE?

Description	This query returns the automated ODU1e/2e/3e1/3e2 error Defect to be injected. At *RST condition, this value is set to OBIP8. Navigation Path: Results > Alarms/Errors > Injection > ODU1e/2e/3e1/3e2 > Error > Rate/Max Rate > Defect NOTE: For :E[1..n]:, use :E: for ODU1e/2e.
Syntax	:SOURce:DATA:TELecom:OTN:ERRor:ODU[1..n]:E[1..n]:AUTomated:TYPE?
Response Syntax	<Error>
Response(s)	**Error**: The response data syntax for the first parameter is defined as a <CHARACTER RESPONSE DATA> element. Returns the error to be injected: OBIP8: BIP-8 OBEI: BEI
Example(s)	SOUR:DATA:TEL:OTN:ERR:ODU3:E1:AUT:TYPE OBIP8 SOUR:DATA:TEL:OTN:ERR:ODU3:E1:AUT:TYPE? Returns: OBIP8
See Also	SOURce:DATA:TELecom:OTN:ERRor:ODU[1..n]:E[1..n]:AUTomated:TYPE SOURce:DATA:TELecom:OTN:ERRor:ODU[1..n]:E[1..n]:AUTomated:RATE SOURce:DATA:TELecom:OTN:ERRor:ODU[1..n]:E[1..n]:AUTomated

:SOURce:DATA:TELecom:OTN:ERRor:ODU[1..n]:E[1..n]:AUTomated?

Description

This query returns the enable/disable status of the Rate/Max Rate ODU1e/2e/3e1/3e2 error injection.

At *RST condition, this value is set to OFF.

Navigation Path: Results > Alarms/Errors > Injection > ODU1e/2e/3e1/3e2 > Error > Rate/Max Rate > Inject

NOTE: For :E[1..n]:, use :E: for ODU1e/2e.

Syntax

:SOURce:DATA:TELecom:OTN:ERRor:ODU[1..n]:E[1..n]:AUTomated?

Response Syntax

<Set>

Response(s)

Set:

The response data syntax for the first parameter is defined as a <BOOLEAN RESPONSE DATA> element.

Returns the enable/disable injection status:

1: Enabled

0: Disabled

Example(s)

SOUR:DATA:TEL:OTN:ERR:ODU3:E1:AUT:TYPE OBIP8

SOUR:DATA:TEL:OTN:ERR:ODU3:E1:AUT:RATE 1.0E-09

SOUR:DATA:TEL:OTN:ERR:ODU3:E1:AUT ON

SOUR:DATA:TEL:OTN:ERR:ODU3:E1:AUT?

Returns: 1

See Also

SOURce:DATA:TELecom:OTN:ERRor:ODU[1..n]:E[1..n]:AUTomated:TYPE

SOURce:DATA:TELecom:OTN:ERRor:ODU[1..n]:E[1..n]:AUTomated:RATE

SOURce:DATA:TELecom:OTN:ERRor:ODU[1..n]:E[1..n]:AUTomated

:SOURce:DATA:TELecom:OTN:ERRor:ODU[1..n]:E[1..n]:INJect

Description

This command enables/disables the manual ODU1e/2e/3e1/3e2 error injection.

This command is an event and has no associated *RST condition or query form.

Navigation Path: Results > Alarms/Errors > Injection > ODU1e/2e/3e1/3e2 > Error > Manual > Inject

NOTE: For :E[1..n]:, use :E: for ODU1e/2e.

Syntax

:SOURce:DATA:TELecom:OTN:ERRor:ODU[1..n]:E[1..n]:INJect

Response Syntax

<Set>

Example(s)

SOUR:DATA:TEL:OTN:ERR:ODU3:E1:MAN:TYPE OBIP8

SOUR:DATA:TEL:OTN:ERR:ODU3:E1:AMO 15

SOUR:DATA:TEL:OTN:ERR:ODU3:E1:INJ

See Also

SOURce:DATA:TELecom:OTN:ERRor:ODU[1..n]:E[1..n]:MANual:TYPE

SOURce:DATA:TELecom:OTN:ERRor:ODU[1..n]:E[1..n]:AMOunt

:SOURce:DATA:TELecom:OTN:ERRor:ODU[1..n]:E[1..n]:MANual:TCM[1..n]:TYPE

Description

This command selects the manual ODU1e/2e/3e1/3e2 TCM error Defect to be injected.

At *RST condition, this value is set to TBIP8.

Navigation Path: Results > Alarms/Errors > Injection > ODU1e/2e/3e1/3e2 TCM > Error > Manual > Defect

NOTE: For :E[1..n]:, use :E: for ODU1e/2e.

Syntax

:SOURce:DATA:TELecom:OTN:ERRor:ODU[1..n]:E[1..n]:MANual:TCM[1..n]:TYPE <wsp><Error>

Parameter(s)

Error:

The program data syntax for the first parameter is defined as a <CHARACTER PROGRAM DATA> element.

Selects the error to be injected:

TBIP8: BIP-8

TBEI: BEI

Response Syntax

<Set>

Example(s)

SOUR:DATA:TEL:OTN:ERR:ODU3:E1:MAN:TCM1:TYPE TBIP8

SOUR:DATA:TEL:OTN:ERR:ODU3:E1:MAN:TCM1:TYPE?

Returns: TBIP8

See Also

SOURce:DATA:TELecom:OTN:ERRor:ODU[1..n]:E[1..n]:MANual:TYPE?

:SOURce:DATA:TELecom:OTN:ERRor:ODU[1..n]:E[1..n]:MANual:TCM[1..n]:TYPE?

Description	This query returns the manual ODU1e/2e/3e1/3e2 TCM error Defect to be injected. At *RST condition, this value is set to TBIP8. Navigation Path: Results > Alarms/Errors > Injection > ODU1e/2e/3e1/3e2 TCM > Error > Manual > Defect NOTE: For :E[1..n]:, use :E: for ODU1e/2e.
Syntax	:SOURce:DATA:TELecom:OTN:ERRor:ODU[1..n]:E[1..n]:MANual:TCM[1..n]:TYPE?
Response Syntax	<Error>
Response(s)	**Error**: The response data syntax for the first parameter is defined as a <CHARACTER RESPONSE DATA> element. Returns the error to be injected: TBIP8: BIP-8 TBEI: BEI
Example(s)	SOUR:DATA:TEL:OTN:ERR:ODU3:E1:MAN:TCM1:TYPE TBIP8 SOUR:DATA:TEL:OTN:ERR:ODU3:E1:MAN:TCM1:TYPE? Returns: TBIP8
See Also	SOURce:DATA:TELecom:OTN:ERRor:ODU[1..n]:E[1..n]:MANual:TYPE

:SOURce:DATA:TELecom:OTN:ERRor:ODU[1..n]:E[1..n]:MANual:TYPE

Description	This command selects the manual ODU1e/2e/3e1/3e2 error Defect to be injected. Navigation Path: Results > Alarms/Errors > Injection > ODU1e/2e/3e1/3e2 > Error > Manual > Defect NOTE: For :E[1..n]:, use :E: for ODU1e/2e.
Syntax	:SOURce:DATA:TELecom:OTN:ERRor:ODU[1..n]:E[1..n]:MANual:TYPE <wsp><Error>
Parameter(s)	**Error**: The program data syntax for the first parameter is defined as a <CHARACTER PROGRAM DATA> element. Selects the error to be injected: OBIP8: BIP-8 OBEI: BEI
Response Syntax	<Error>
Example(s)	SOUR:DATA:TEL:OTN:ERR:ODU3:E1:MAN:TYPE OBIP8 SOUR:DATA:TEL:OTN:ERR:ODU3:E1:MAN:TYPE? Returns: OBIP8
See Also	SOURce:DATA:TELecom:OTN:ERRor:ODU[1..n]:E[1..n]:MANual:TYPE?

:SOURce:DATA:TELecom:OTN:ERRor:ODU[1..n]:E[1..n]:MANual:TYPE?

Description	This query returns the manual ODU1e/2e/3e1/3e2 error Defect to be injected. Navigation Path: Results > Alarms/Errors > Injection > ODU1e/2e/3e1/3e2 > Error > Manual > Defect NOTE: For :E[1..n]:, use :E: for ODU1e/2e.
Syntax	:SOURce:DATA:TELecom:OTN:ERRor:ODU[1..n]:E[1..n]:MANual:TYPE?
Response Syntax	<Error>
Response(s)	**Error**: The response data syntax for the first parameter is defined as a <CHARACTER RESPONSE DATA> element. Returns the error to be injected: OBIP8: BIP-8 OBEI: BEI
Example(s)	SOUR:DATA:TEL:OTN:ERR:ODU3:E1:MAN:TYPE OBIP8 SOUR:DATA:TEL:OTN:ERR:ODU3:E1:MAN:TYPE? Returns: OBIP8
See Also	SOURce:DATA:TELecom:OTN:ERRor:ODU[1..n]:E[1..n]:MANual:TYPE

:SOURce:DATA:TELecom:OTN:ERRor:ODU[1..n]:E[1..n]:TCM[1..n]:AMOunt

Description

This command sets the manual ODU1e/2e/3e1/3e2 TCM error Amount to be injected.

At *RST condition, this value is set to 1.

Navigation Path: Results > Alarms/Errors > Injection > ODU1e/2e/3e1/3e2 TCM > Error > Manual > Amount

NOTE: For :E[1..n]:, use :E: for ODU1e/2e.

Syntax

:SOURce:DATA:TELecom:OTN:ERRor:ODU[1..n]:E[1..n]:TCM[1..n]:AMOunt <wsp><Amount>

Parameter(s)

Amount:

The program data syntax for the first parameter is defined as a <DECIMAL NUMERIC PROGRAM DATA> element.

Sets the amount of error to be injected. Choices are 1 through 50.

MAXimum: Grestest supported amount

MINimum: Smallest supported amount

Response Syntax

<Error>

Example(s)

SOUR:DATA:TEL:OTN:ERR:ODU3:E1:MAN:TCM1:TYPE TBIP8

SOUR:DATA:TEL:OTN:ERR:ODU3:E1:TCM1:AMO 15

SOUR:DATA:TEL:OTN:ERR:ODU3:E1:TCM1:AMO?

Returns: 15

See Also

SOURce:DATA:TELecom:OTN:ERRor:ODU[1..n]:E[1..n]:MANual:TYPE

SOURce:DATA:TELecom:OTN:ERRor:ODU[1..n]:E[1..n]:AMOunt?

:SOURce:DATA:TELecom:OTN:ERRor:ODU[1..n]:E[1..n]:TCM[1..n]:AMOunt?

Description

This query returns the manual ODU1e/2e/3e1/3e2 TCM error Amount to be injected.

At *RST condition, this value is set to 1.

Navigation Path: Results > Alarms/Errors > Injection > ODU1e/2e/3e1/3e2 TCM > Error > Manual > Amount

NOTE: For :E[1..n]:, use :E: for ODU1e/2e.

Syntax

:SOURce:DATA:TELecom:OTN:ERRor:ODU[1..n]:E[1..n]:TCM[1..n]:AMOunt?[<wsp><Amount>]

Parameter(s)

Amount:

The program data syntax for the first parameter is defined as a <CHARACTER PROGRAM DATA> element.

This parameter is optional. If no token is specified, the current amount is returned.

MAXimum: Biggest supported value.

MINimum: Smallest supported value.

Response Syntax

<Amount>

Response(s)

Amount:

The response data syntax for the first parameter is defined as a <NR1 NUMERIC RESPONSE DATA> element.

Returns the amount of error to be injected.

Example(s)

SOUR:DATA:TEL:OTN:ERR:ODU3:E1:MAN:TCM1:TYPE TBIP8

SOUR:DATA:TEL:OTN:ERR:ODU3:E1:TCM1:AMO 15

SOUR:DATA:TEL:OTN:ERR:ODU3:E1:TCM1:AMO?

Returns: 15

See Also

SOURce:DATA:TELecom:OTN:ERRor:ODU[1..n]:E[1..n]:MANual:TYPE

SOURce:DATA:TELecom:OTN:ERRor:ODU[1..n]:E[1..n]:AMOunt

:SOURce:DATA:TELecom:OTN:ERRor:ODU[1..n]:E[1..n]:TCM[1..n]:AUTomated

Description

This command enables/disables the Rate/Max Rate ODU1e/2e/3e1/3e2 TCM error injection.

At *RST condition, this value is set to OFF.

Navigation Path: Results > Alarms/Errors > Injection > ODU1e/2e/3e1/3e2 TCM > Error > Rate/Max Rate > Inject

NOTE: For :E[1..n]:, use :E: for ODU1e/2e.

Syntax

:SOURce:DATA:TELecom:OTN:ERRor:ODU[1..n]:E[1..n]:TCM[1..n]:AUTomated <wsp><Inject>

Parameter(s)

Inject:

The program data syntax for the first parameter is defined as a <BOOLEAN PROGRAM DATA> element.

Starts/stops the automated Rate/Max Rate error Injection.

ON: Enables error injection.

OFF: Disables error injection.

Response Syntax

<Amount>

Example(s)

SOUR:DATA:TEL:OTN:ERR:ODU3:E1:TCM1:AUT ON

See Also

SOURce:DATA:TELecom:OTN:ERRor:ODU[1..n]:E[1..n]:AUTomated:TYPE

SOURce:DATA:TELecom:OTN:ERRor:ODU[1..n]:E[1..n]:AUTomated:RATE

SOURce:DATA:TELecom:OTN:ERRor:ODU[1..n]:E[1..n]:AUTomated?

:SOURce:DATA:TELecom:OTN:ERRor:ODU[1..n]:E[1..n]:TCM[1..n]:AUTomated?

Description

This query returns the enable/disable status of the Rate/Max Rate ODU1e/2e/3e1/3e2 TCM error injection.

At *RST condition, this value is set to OFF.

Navigation Path: Results > Alarms/Errors > Injection > ODU1e/2e/3e1/3e2 TCM > Error > Rate/Max Rate > Inject

NOTE: For :E[1..n]:, use :E: for ODU1e/2e.

Syntax

:SOURce:DATA:TELecom:OTN:ERRor:ODU[1..n]:E[1..n]:TCM[1..n]:AUTomated?

Response Syntax

<Set>

Response(s)

Set:

The response data syntax for the first parameter is defined as a <BOOLEAN RESPONSE DATA> element.

Returns the enable/disable injection status:

1: Enabled

0: Disabled

Example(s)

SOUR:DATA:TEL:OTN:ERR:ODU3:E1:TCM1:AUT ON

SOUR:DATA:TEL:OTN:ERR:ODU3:E1:TCM1:AUT?

Returns: 1

See Also

SOURce:DATA:TELecom:OTN:ERRor:ODU[1..n]:E[1..n]:AUTomated:TYPE

SOURce:DATA:TELecom:OTN:ERRor:ODU[1..n]:E[1..n]:AUTomated:RATE

SOURce:DATA:TELecom:OTN:ERRor:ODU[1..n]:E[1..n]:AUTomated

:SOURce:DATA:TELecom:OTN:ERRor:ODU[1..n]:E[1..n]:TCM[1..n]:INJect

Description	This command enables/disables the manual ODU1e/2e/3e1/3e2 TCM error injection. This command is an event and has no associated *RST condition or query form. Navigation Path: Results > Alarms/Errors > Injection > ODU1e/2e/3e1/3e2 TCM > Error > Manual > Inject NOTE: For :E[1..n]:, use :E: for ODU1e/2e.
Syntax	:SOURce:DATA:TELecom:OTN:ERRor:ODU[1..n]:E[1..n]:TCM[1..n]:INJect
Response Syntax	<Set>
Example(s)	SOUR:DATA:TEL:OTN:ERR:ODU3:E1:MAN:TCM1:TYPE TBIP8 SOUR:DATA:TEL:OTN:ERR:ODU3:E1:TCM1:AMO 15 SOUR:DATA:TEL:OTN:ERR:ODU3:E1:TCM1:INJ
See Also	SOURce:DATA:TELecom:OTN:ERRor:ODU[1..n]:E[1..n]:MANual:TYPE SOURce:DATA:TELecom:OTN:ERRor:ODU[1..n]:E[1..n]:AMOunt

:SOURce:DATA:TELecom:OTN:ERRor:ODU[1..n]:F:AMOunt

Description

This command sets the manual ODU1f/2f error Amount to be injected.

At *RST condition, this value is set to 1.

Navigation Path: Results > Alarms/Errors > Injection > ODU1f/2f > Error > Manual > Amount

Syntax

:SOURce:DATA:TELecom:OTN:ERRor:ODU[1..n]:F:AMOunt <wsp><Amount>

Parameter(s)

Amount:

The program data syntax for the first parameter is defined as a <DECIMAL NUMERIC PROGRAM DATA> element.

Sets the amount of error to be injected. Choices are 1 through 50.

MAXimum: Biggest supported value.

MINimum: Smallest supported value.

DEFault: Default value.

Response Syntax

<Set>

Example(s)

SOUR:DATA:TEL:OTN:ERR:ODU1:F:MAN:TYPE OBIP8

SOUR:DATA:TEL:OTN:ERR:ODU1:F:AMO 15

SOUR:DATA:TEL:OTN:ERR:ODU1:F:AMO?

Returns: 15

See Also

SOURce:DATA:TELecom:OTN:ERRor:ODU[1..n]:E[1..n]:MANual:TYPE

SOURce:DATA:TELecom:OTN:ERRor:ODU[1..n]:E[1..n]:AMOunt?

:SOURce:DATA:TELecom:OTN:ERRor:ODU[1..n]:F:AMOunt?

Description

This query returns the manual ODU1f/2f error Amount to be injected.

At *RST condition, this value is set to 1.

Navigation Path: Results > Alarms/Errors > Injection > ODU1f/2f > Error > Manual > Amount

Syntax

:SOURce:DATA:TELecom:OTN:ERRor:ODU[1..n]:F:AMOunt?[<wsp><Value>]

Parameter(s)

Value:

The program data syntax for the first parameter is defined as a <CHARACTER PROGRAM DATA> element.

This parameter is optional. If no token is specified, the current amount is returned.

MAXimum: Biggest supported value.

MINimum: Smallest supported value.

DEFault: Default value.

Response Syntax

<Amount>

Response(s)

Amount:

The response data syntax for the first parameter is defined as a <NR1 NUMERIC RESPONSE DATA> element.

Returns the amount of error to be injected.

Example(s)

SOUR:DATA:TEL:OTN:ERR:ODU1:F:MAN:TYPE OBIP8

SOUR:DATA:TEL:OTN:ERR:ODU1:F:AMO 15

SOUR:DATA:TEL:OTN:ERR:ODU1:F:AMO?

Returns: 15

See Also

SOURce:DATA:TELecom:OTN:ERRor:ODU[1..n]:E[1..n]:MANual:TYPE

SOURce:DATA:TELecom:OTN:ERRor:ODU[1..n]:E[1..n]:AMOunt

:SOURce:DATA:TELecom:OTN:ERRor:ODU[1..n]:F:AUTomated

Description

This command enables/disables the Rate/Max Rate ODU1f/2f error injection.

At *RST condition, this value is set to OFF.

Navigation Path: Results > Alarms/Errors > Injection > ODU1f/2f > Error > Rate/Max Rate > Inject

Syntax

:SOURce:DATA:TELecom:OTN:ERRor:ODU[1..n]:F:AUTomated <wsp><Inject>

Parameter(s)

Inject:

The program data syntax for the first parameter is defined as a <BOOLEAN PROGRAM DATA> element.

Starts/stops the automated Rate/Max Rate error Injection.

ON: Enables error injection.

OFF: Disables error injection.

Response Syntax

<Amount>

Example(s)

SOUR:DATA:TEL:OTN:ERR:ODU1:F:AUT:TYPE OBIP8

SOUR:DATA:TEL:OTN:ERR:ODU1:F:AUT:RATE 1.0E-09

SOUR:DATA:TEL:OTN:ERR:ODU1:F:AUT ON

SOUR:DATA:TEL:OTN:ERR:ODU1:F:AUT?

Returns: 1

See Also

SOURce:DATA:TELecom:OTN:ERRor:ODU[1..n]:E[1..n]:AUTomated:TYPE

SOURce:DATA:TELecom:OTN:ERRor:ODU[1..n]:E[1..n]:AUTomated:RATE

SOURce:DATA:TELecom:OTN:ERRor:ODU[1..n]:E[1..n]:AUTomated?

:SOURce:DATA:TELecom:OTN:ERRor:ODU[1..n]:F:AUTomated:CONTinuous

Description

This command sets the automated ODU1f/2f error Mode: ON for Max Rate and OFF for Rate.

At *RST condition, this value is set to OFF.

Navigation Path: Results > Alarms/Errors > Injection > ODU1f/2f > Error > Mode

Syntax

:SOURce:DATA:TELecom:OTN:ERRor:ODU[1..n]:F:AUTomated:CONTinuous <wsp><Mode>

Parameter(s)

Mode:

The program data syntax for the first parameter is defined as a <BOOLEAN PROGRAM DATA> element.

Sets the automated error Mode:

ON: Max Rate

OFF: Rate

Response Syntax

<Amount>

Example(s)

SOUR:DATA:TEL:OTN:ERR:ODU1:F:AUT:TYPE OBIP8

SOUR:DATA:TEL:OTN:ERR:ODU1:F:AUT:CONT ON

SOUR:DATA:TEL:OTN:ERR:ODU1:F:AUT:CONT?

Returns: 1

See Also

SOURce:DATA:TELecom:OTN:ERRor:ODU[1..n]:E[1..n]:AUTomated:TYPE

SOURce:DATA:TELecom:OTN:ERRor:ODU[1..n]:E[1..n]:AUTomated

SOURce:DATA:TELecom:OTN:ERRor:ODU[1..n]:E[1..n]:AUTomated:CONTinuous?

:SOURce:DATA:TELecom:OTN:ERRor:ODU[1..n]:F:AUTomated:CONTinuous?

Description

This query returns the automated ODU1f/2f error Mode: ON for Max Rate and OFF for Rate.

At *RST condition, this value is set to OFF.

Navigation Path: Results > Alarms/Errors > Injection > ODU1f/2f > Error > Mode

Syntax

:SOURce:DATA:TELecom:OTN:ERRor:ODU[1..n]:F:AUTomated:CONTinuous?

Response Syntax

<Mode>

Response(s)

Mode:

The response data syntax for the first parameter is defined as a <BOOLEAN RESPONSE DATA> element.

Returns the automated error Mode:

1: Max Rate

0: Rate

Example(s)

SOUR:DATA:TEL:OTN:ERR:ODU1:F:AUT:TYPE OBIP8

SOUR:DATA:TEL:OTN:ERR:ODU1:F:AUT:CONT ON

SOUR:DATA:TEL:OTN:ERR:ODU1:F:AUT:CONT?

Returns: 1

See Also

SOURce:DATA:TELecom:OTN:ERRor:ODU[1..n]:E[1..n]:AUTomated:TYPE

SOURce:DATA:TELecom:OTN:ERRor:ODU[1..n]:E[1..n]:AUTomated

SOURce:DATA:TELecom:OTN:ERRor:ODU[1..n]:E[1..n]:AUTomated:CONTinuous

:SOURce:DATA:TELecom:OTN:ERRor:ODU[1..n]:F:AUTomated:RATE

Description

This command sets the automated ODU1f/2f error Rate to be injected.

At *RST condition, this value is device dependent.

Navigation Path: Results > Alarms/Errors > Injection > ODU1f/2f > Error > Rate > Rate

Syntax

:SOURce:DATA:TELecom:OTN:ERRor:ODU[1..n]:F:AUTomated:RATE <wsp><Rate>

Parameter(s)

Rate:

The program data syntax for the first parameter is defined as a <DECIMAL NUMERIC PROGRAM DATA> element.

Sets the rate of error to be injected.

MAXimum: Biggest supported value

MINimum: Smallest supported value

Response Syntax

<Mode>

Example(s)

SOUR:DATA:TEL:OTN:ERR:ODU1:F:AUT:TYPE OBIP8

SOUR:DATA:TEL:OTN:ERR:ODU1:F:AUT:RATE 1.0E-09

SOUR:DATA:TEL:OTN:ERR:ODU1:F:AUT:RATE?

Returns: 1.0E-09

See Also

SOURce:DATA:TELecom:OTN:ERRor:ODU[1..n]:E[1..n]:AUTomated:TYPE

SOURce:DATA:TELecom:OTN:ERRor:ODU[1..n]:E[1..n]:AUTomated:RATE?

SOURce:DATA:TELecom:OTN:ERRor:ODU[1..n:E[1..n]]:AUTomated

:SOURce:DATA:TELecom:OTN:ERRor:ODU[1..n]:F:AUTomated:RATE?

Description

This query returns the automated ODU1f/2f error Rate to be injected.

At *RST condition, this value is device dependent.

Navigation Path: Results > Alarms/Errors > Injection > ODU1f/2f > Error > Rate > Rate

Syntax

:SOURce:DATA:TELecom:OTN:ERRor:ODU[1..n]:F:AUTomated:RATE?[<wsp><Value>]

Parameter(s)

Value:

The program data syntax for the first parameter is defined as a <CHARACTER PROGRAM DATA> element.

This parameter is optional. If no token is specified, the current injection rate is returned.

MAXimum: Biggest supported value

MINimum: Smallest supported value

Response Syntax

<Rate>

Response(s)

Rate:

The response data syntax for the first parameter is defined as a <NR3 NUMERIC RESPONSE DATA> element.

Returns the rate of error to be injected.

Example(s)

SOUR:DATA:TEL:OTN:ERR:ODU1:F:AUT:TYPE OBIP8

SOUR:DATA:TEL:OTN:ERR:ODU1:F:AUT:RATE 1.0E-09

SOUR:DATA:TEL:OTN:ERR:ODU1:F:AUT:RATE?

Returns: 1.0E-09

See Also

SOURce:DATA:TELecom:OTN:ERRor:ODU[1..n]:E[1..n]:AUTomated:TYPE

SOURce:DATA:TELecom:OTN:ERRor:ODU[1..n]:E[1..n]:AUTomated:RATE

SOURce:DATA:TELecom:OTN:ERRor:ODU[1..n]:E[1..n]:AUTomated

:SOURce:DATA:TELecom:OTN:ERRor:ODU[1..n]:F:AUTomated:TCM[1..n]:CONTinuous

Description

This command sets the automated ODU1f/2f TCM error Mode: ON for Max Rate and OFF for Rate.

At *RST condition, this value is set to OFF.

Navigation Path: Results > Alarms/Errors > Injection > ODU1f/2f TCM > Error > Mode

Syntax

:SOURce:DATA:TELecom:OTN:ERRor:ODU[1..n]:F:AUTomated:TCM[1..n]:CONTinuous <wsp><Mode>

Parameter(s)

Mode:

The program data syntax for the first parameter is defined as a <BOOLEAN PROGRAM DATA> element.

Sets the automated error Mode:

ON: Max Rate

OFF: Rate

Response Syntax

<Rate>

Example(s)

SOUR:DATA:TEL:OTN:ERR:ODU1:F:AUT:TCM1:TYPE TBIP8

SOUR:DATA:TEL:OTN:ERR:ODU1:F:AUT:TCM1:CONT ON

SOUR:DATA:TEL:OTN:ERR:ODU1:F:AUT:TCM1:CONT?

Returns: 1

See Also

SOURce:DATA:TELecom:OTN:ERRor:ODU[1..n]:E[1..n]:AUTomated:TYPE

SOURce:DATA:TELecom:OTN:ERRor:ODU[1..n]:E[1..n]:AUTomated

SOURce:DATA:TELecom:OTN:ERRor:ODU[1..n]:E[1..n]:AUTomated:CONTinuous?

:SOURce:DATA:TELecom:OTN:ERRor:ODU[1..n]:F:AUTomated:TCM[1..n]:CONTinuous?

Description

This query returns the automated ODU1f/2f TCM error Mode: ON for Max Rate and OFF for Rate.

At *RST condition, this value is set to OFF.

Navigation Path: Results > Alarms/Errors > Injection > ODU1f/2f TCM > Error > Mode

Syntax

:SOURce:DATA:TELecom:OTN:ERRor:ODU[1..n]:F:AUTomated:TCM[1..n]:CONTinuous?

Response Syntax

<Set>

Response(s)

Set:

The response data syntax for the first parameter is defined as a <BOOLEAN RESPONSE DATA> element.

Returns the automated error Mode:

1: Max Rate

0: Rate

Example(s)

SOUR:DATA:TEL:OTN:ERR:ODU1:F:AUT:TCM1:TYPE TBIP8

SOUR:DATA:TEL:OTN:ERR:ODU1:F:AUT:TCM1:CONT ON

SOUR:DATA:TEL:OTN:ERR:ODU1:F:AUT:TCM1:CONT?

Returns: 1

See Also

SOURce:DATA:TELecom:OTN:ERRor:ODU[1..n]:E[1..n]:AUTomated:TYPE

SOURce:DATA:TELecom:OTN:ERRor:ODU[1..n]:E[1..n]:AUTomated

SOURce:DATA:TELecom:OTN:ERRor:ODU[1..n]:E[1..n]:AUTomated:CONTinuous

:SOURce:DATA:TELecom:OTN:ERRor:ODU[1..n]:F:AUTomated:TCM[1..n]:RATE

Description

This command sets the automated ODU1f/2f TCM error Rate to be injected.

At *RST condition, this value is device dependent.

Navigation Path: Results > Alarms/Errors > Injection > ODU1f/2f TCM > Error > Rate > Rate

Syntax

:SOURce:DATA:TELecom:OTN:ERRor:ODU[1..n]:F:AUTomated:TCM[1..n]:RATE <wsp><Rate>

Parameter(s)

Rate:

The program data syntax for the first parameter is defined as a <DECIMAL NUMERIC PROGRAM DATA> element.

Sets the rate of error to be injected.

MAXimum: Biggest supported value

MINimum: Smallest supported value

Response Syntax

<Set>

Example(s)

SOUR:DATA:TEL:OTN:ERR:ODU1:F:AUT:TCM1:TYPE TBIP8

SOUR:DATA:TEL:OTN:ERR:ODU1:F:AUT:TCM1:RATE 1.0E-09

SOUR:DATA:TEL:OTN:ERR:ODU1:F:AUT:TCM1:RATE?

Returns: 1.0E-09

See Also

SOURce:DATA:TELecom:OTN:ERRor:ODU[1..n]:E[1..n]:AUTomated:TYPE

SOURce:DATA:TELecom:OTN:ERRor:ODU[1..n]:E[1..n]:AUTomated:RATE?

SOURce:DATA:TELecom:OTN:ERRor:ODU[1..n]:E[1..n]:AUTomated

:SOURce:DATA:TELecom:OTN:ERRor:ODU[1..n]:F:AUTomated:TCM[1..n]:RATE?

Description

This query returns the automated ODU1f/2f TCM error Rate to be injected.

At *RST condition, this value is device dependent.

Navigation Path: Results > Alarms/Errors > Injection > ODU1f/2f TCM > Error > Rate > Rate

Syntax

:SOURce:DATA:TELecom:OTN:ERRor:ODU[1..n]:F:AUTomated:TCM[1..n]:RATE?[<wsp><Value>]

Parameter(s)

Value:

The program data syntax for the first parameter is defined as a <CHARACTER PROGRAM DATA> element.

This parameter is optional. If no token is specified, the current injection rate is returned.

MAXimum: Biggest supported value

MINimum: Smallest supported value

Response Syntax

<Rate>

Response(s)

Rate:

The response data syntax for the first parameter is defined as a <NR3 NUMERIC RESPONSE DATA> element.

Returns the rate of error to be injected.

Example(s)

SOUR:DATA:TEL:OTN:ERR:ODU1:F:AUT:TCM1:TYPE TBIP8

SOUR:DATA:TEL:OTN:ERR:ODU1:F:AUT:TCM1:RATE 1.0E-09

SOUR:DATA:TEL:OTN:ERR:ODU1:F:AUT:TCM1:RATE?

Returns: 1.0E-09

See Also

SOURce:DATA:TELecom:OTN:ERRor:ODU[1..n]:E[1..n]:AUTomated:TYPE

SOURce:DATA:TELecom:OTN:ERRor:ODU[1..n]:E[1..n]:AUTomated:RATE

SOURce:DATA:TELecom:OTN:ERRor:ODU[1..n]:E[1..n]:AUTomated

:SOURce:DATA:TELecom:OTN:ERRor:ODU[1..n]:F:AUTomated:TCM[1..n]:TYPE

Description

This command selects the automated ODU1f/2f TCM error Defect to be injected.

At *RST condition, this value is set to TBIP8.

Navigation Path: Results > Alarms/Errors > Injection > ODU1f/2f TCM > Error > Rate/Max Rate > Defect

Syntax

:SOURce:DATA:TELecom:OTN:ERRor:ODU[1..n]:F:AUTomated:TCM[1..n]:TYPE <wsp><Error>

Parameter(s)

Error:

The program data syntax for the first parameter is defined as a <CHARACTER PROGRAM DATA> element.

Selects the error to be injected:

TBEI: BEI

TBIP8: BIP-8

Response Syntax

<Rate>

Example(s)

SOUR:DATA:TEL:OTN:ERR:ODU1:F:AUT:TCM1:TYPE TBIP8

SOUR:DATA:TEL:OTN:ERR:ODU1:F:AUT:TCM1:TYPE?

Returns: TBIP8

See Also

SOURce:DATA:TELecom:OTN:ERRor:ODU[1..n]:AUTomated:TYPE?

SOURce:DATA:TELecom:OTN:ERRor:ODU[1..n]:AUTomated:RATE

SOURce:DATA:TELecom:OTN:ERRor:ODU[1..n]:AUTomated

:SOURce:DATA:TELecom:OTN:ERRor:ODU[1..n]:F:AUTomated:TCM[1..n]:TYPE?

Description

This query returns the automated ODU1f/2f TCM error Defect to be injected.

At *RST condition, this value is set to TBIP8.

Navigation Path: Results > Alarms/Errors > Injection > ODU1f/2f TCM > Error > Rate/Max Rate > Defect

Syntax

:SOURce:DATA:TELecom:OTN:ERRor:ODU[1..n]:F:AUTomated:TCM[1..n]:TYPE?

Response Syntax

<Error>

Response(s)

Error:

The response data syntax for the first parameter is defined as a <CHARACTER RESPONSE DATA> element.

Returns the error to be injected:

TBEI: BEI

TBIP8: BIP-8

Example(s)

SOUR:DATA:TEL:OTN:ERR:ODU1:F:AUT:TCM1:TYPE TBIP8

SOUR:DATA:TEL:OTN:ERR:ODU1:F:AUT:TCM1:TYPE?

Returns: TBIP9

See Also

SOURce:DATA:TELecom:OTN:ERRor:ODU[1..n]:AUTomated:TYPE

SOURce:DATA:TELecom:OTN:ERRor:ODU[1..n]:AUTomated:RATE

SOURce:DATA:TELecom:OTN:ERRor:ODU[1..n]:AUTomated

:SOURce:DATA:TELecom:OTN:ERRor:ODU[1..n]:F:AUTomated:TYPE

Description

This command selects the automated ODU1f/2f error Defect to be injected.

At *RST condition, this value is set to OBIP8.

Navigation Path: Results > Alarms/Errors > Injection > ODU1f/2f > Error > Rate/Max Rate > Defect

Syntax

:SOURce:DATA:TELecom:OTN:ERRor:ODU[1..n]:F:AUTomated:TYPE <wsp><Error>

Parameter(s)

Error:

The program data syntax for the first parameter is defined as a <CHARACTER PROGRAM DATA> element.

Selects the error to be injected:

OBEI: BEI

OBIP8: BIP-8

Response Syntax

<Error>

Example(s)

SOUR:DATA:TEL:OTN:ERR:ODU1:F:AUT:TYPE OBIP8

SOUR:DATA:TEL:OTN:ERR:ODU1:F:AUT:TYPE?

Returns: OBIP8

See Also

SOURce:DATA:TELecom:OTN:ERRor:ODU[1..n]:E[1..n]:AUTomated:TYPE?

SOURce:DATA:TELecom:OTN:ERRor:ODU[1..n]:E[1..n]:AUTomated:RATE

SOURce:DATA:TELecom:OTN:ERRor:ODU[1..n]:E[1..n]:AUTomated

:SOURce:DATA:TELecom:OTN:ERRor:ODU[1..n]:F:AUTomated:TYPE?

Description

This query returns the automated ODU1f/2f error Defect to be injected.

At *RST condition, this value is set to OBIP8.

Navigation Path: Results > Alarms/Errors > Injection > ODU1f/2f > Error > Rate/Max Rate > Defect

Syntax

:SOURce:DATA:TELecom:OTN:ERRor:ODU[1..n]:F:AUTomated:TYPE?

Response Syntax

<Error>

Response(s)

Error:

The response data syntax for the first parameter is defined as a <CHARACTER RESPONSE DATA> element.

Returns the error to be injected:

OBEI: BEI

OBIP8: BIP-8

Example(s)

SOUR:DATA:TEL:OTN:ERR:ODU1:F:AUT:TYPE OBIP8

SOUR:DATA:TEL:OTN:ERR:ODU1:F:AUT:TYPE?

Returns: OBIP8

See Also

SOURce:DATA:TELecom:OTN:ERRor:ODU[1..n]:E[1..n]:AUTomated:TYPE

SOURce:DATA:TELecom:OTN:ERRor:ODU[1..n]:E[1..n]:AUTomated:RATE

SOURce:DATA:TELecom:OTN:ERRor:ODU[1..n]:E[1..n]:AUTomated

:SOURce:DATA:TELecom:OTN:ERRor:ODU[1..n]:F:AUTomated?

Description

This query returns the enable/disable status of the Rate/Max Rate ODU1f/2f error injection.

At *RST condition, this value is set to OFF.

Navigation Path: Results > Alarms/Errors > Injection > ODU1f/2f > Error > Rate/Max Rate > Inject

Syntax

:SOURce:DATA:TELecom:OTN:ERRor:ODU[1..n]:F:AUTomated?

Response Syntax

<Inject>

Response(s)

Inject:

The response data syntax for the first parameter is defined as a <BOOLEAN RESPONSE DATA> element.

Returns the enable/disable injection status:

1: Enabled

0: Disabled

Example(s)

SOUR:DATA:TEL:OTN:ERR:ODU1:F:AUT:TYPE OBIP8

SOUR:DATA:TEL:OTN:ERR:ODU1:F:AUT:RATE 1.0E-09

SOUR:DATA:TEL:OTN:ERR:ODU1:F:AUT ON

SOUR:DATA:TEL:OTN:ERR:ODU1:F:AUT?

Returns: 1

See Also

SOURce:DATA:TELecom:OTN:ERRor:ODU[1..n]:E[1..n]:AUTomated:TYPE

SOURce:DATA:TELecom:OTN:ERRor:ODU[1..n]:E[1..n]:AUTomated:RATE

SOURce:DATA:TELecom:OTN:ERRor:ODU[1..n]:E[1..n]:AUTomated

:SOURce:DATA:TELecom:OTN:ERRor:ODU[1..n]:F:INJect

Description	This command enables/disables the manual ODU1f/2f error injection. This command is an event and has no associated *RST condition or query form. Navigation Path: Results > Alarms/Errors > Injection > ODU1f/2f > Error > Manual > Inject
Syntax	:SOURce:DATA:TELecom:OTN:ERRor:ODU[1..n]:F:INJect
Response Syntax	<Inject>
Example(s)	SOUR:DATA:TEL:OTN:ERR:ODU1:F:MAN:TYPE OBIP8 SOUR:DATA:TEL:OTN:ERR:ODU1:F:AMO 15 SOUR:DATA:TEL:OTN:ERR:ODU1:F:INJ
See Also	SOURce:DATA:TELecom:OTN:ERRor:ODU[1..n]:E[1..n]:MANual:TYPE SOURce:DATA:TELecom:OTN:ERRor:ODU[1..n]:E[1..n]:AMOunt

:SOURce:DATA:TELecom:OTN:ERRor:ODU[1..n]:F:MANual:TCM[1..n]:TYPE

Description

This command selects the manual ODU1f/2f TCM error Defect to be injected.

At *RST condition, this value is set to OBIP8.

Navigation Path: Results > Alarms/Errors > Injection > ODU1f/2f TCM > Error > Manual > Defect

Syntax

:SOURce:DATA:TELecom:OTN:ERRor:ODU[1..n]:F:MANual:TCM[1..n]:TYPE <wsp><Error>

Parameter(s)

Error:

The program data syntax for the first parameter is defined as a <CHARACTER PROGRAM DATA> element.

Selects the error to be injected:

TBEI: BEI

TBIP8: BIP-8

Response Syntax

<Inject>

Example(s)

SOUR:DATA:TEL:OTN:ERR:ODU1:F:MAN:TCM1:TYPE TBIP8

SOUR:DATA:TEL:OTN:ERR:ODU1:F:MAN:TCM1:TYPE?

Returns: TBIP8

See Also

SOURce:DATA:TELecom:OTN:ERRor:ODU[1..n]:E[1..n]:MANual:TYPE?

:SOURce:DATA:TELecom:OTN:ERRor:ODU[1..n]:F:MANual:TCM[1..n]:TYPE?

Description	This query returns the manual ODU1f/2f TCM error Defect to be injected. At *RST condition, this value is set to OBIP8. Navigation Path: Results > Alarms/Errors > Injection > ODU1f/2f TCM > Error > Manual > Defect
Syntax	:SOURce:DATA:TELecom:OTN:ERRor:ODU[1..n]:F:MANual:TCM[1..n]:TYPE?
Response Syntax	<Error>
Response(s)	**Error**: The response data syntax for the first parameter is defined as a <CHARACTER RESPONSE DATA> element. Returns the error to be injected: TBEI: BEI TBIP8: BIP-8
Example(s)	SOUR:DATA:TEL:OTN:ERR:ODU1:F:MAN:TCM1:TYPE TBIP8 SOUR:DATA:TEL:OTN:ERR:ODU1:F:MAN:TCM1:TYPE? Returns: TBIP8
See Also	SOURce:DATA:TELecom:OTN:ERRor:ODU[1..n]:E[1..n]:MANual:TYPE

:SOURce:DATA:TELecom:OTN:ERRor:ODU[1..n]:F:MANual:TYPE

Description	This command selects the manual ODU1f/2f error Defect to be injected. At *RST condition, this value is set to OBIP8. Navigation Path: Results > Alarms/Errors > Injection > ODU1f/2f > Error > Manual > Defect
Syntax	:SOURce:DATA:TELecom:OTN:ERRor:ODU[1..n]:F:MANual:TYPE <wsp><Error>
Parameter(s)	**Error**: The program data syntax for the first parameter is defined as a <CHARACTER PROGRAM DATA> element. Selects the error to be injected: OBEI: BEI OBIP8: BIP-8
Response Syntax	<Error>
Example(s)	SOUR:DATA:TEL:OTN:ERR:ODU1:F:MAN:TYPE OBIP8 SOUR:DATA:TEL:OTN:ERR:ODU1:F:MAN:TYPE? Returns: OBIP8
See Also	SOURce:DATA:TELecom:OTN:ERRor:ODU[1..n]:E[1..n]:MANual:TYPE?

:SOURce:DATA:TELecom:OTN:ERRor:ODU[1..n]:F:MANual:TYPE?

Description	This query returns the manual ODU1f/2f error Defect to be injected. At *RST condition, this value is set to OBIP8. Navigation Path: Results > Alarms/Errors > Injection > ODU1f/2f > Error > Manual > Defect
Syntax	:SOURce:DATA:TELecom:OTN:ERRor:ODU[1..n]:F:MANual:TYPE?
Response Syntax	<Error>
Response(s)	**Error**: The response data syntax for the first parameter is defined as a <CHARACTER RESPONSE DATA> element. Returns the error to be injected: OBEI: BEI OBIP8: BIP-8
Example(s)	SOUR:DATA:TEL:OTN:ERR:ODU1:F:MAN:TYPE OBIP8 SOUR:DATA:TEL:OTN:ERR:ODU1:F:MAN:TYPE? Returns: OBIP8
See Also	SOURce:DATA:TELecom:OTN:ERRor:ODU[1..n]:E[1..n]:MANual:TYPE

:SOURce:DATA:TELecom:OTN:ERRor:ODU[1..n]:F:TCM[1..n]:AMOunt

Description

This command sets the manual ODU1f/2f TCM error Amount to be injected.

At *RST condition, this value is set to 1.

Navigation Path: Results > Alarms/Errors > Injection > ODU1f/2f TCM > Error > Manual > Amount

Syntax

:SOURce:DATA:TELecom:OTN:ERRor:ODU[1..n]:F:TCM[1..n]:AMOunt <wsp><Amount>

Parameter(s)

Amount:

The program data syntax for the first parameter is defined as a <DECIMAL NUMERIC PROGRAM DATA> element.

Sets the amount of error to be injected. Choices are 1 through 50.

MAXimum: Biggest supported value

MINimum: Smallest supported value

Response Syntax

<Error>

Example(s)

SOUR:DATA:TEL:OTN:ERR:ODU1:F:MAN:TCM1:TYPE TBIP8

SOUR:DATA:TEL:OTN:ERR:ODU1:F:TCM1:AMO 15

SOUR:DATA:TEL:OTN:ERR:ODU1:F:TCM1:AMO?

Returns: 15

See Also

SOURce:DATA:TELecom:OTN:ERRor:ODU[1..n]:E[1..n]:MANual:TYPE

SOURce:DATA:TELecom:OTN:ERRor:ODU[1..n]:E[1..n]:AMOunt?

:SOURce:DATA:TELecom:OTN:ERRor:ODU[1..n]:F:TCM[1..n]:AMOunt?

Description

This query returns the manual ODU1f/2f TCM error Amount to be injected.

At *RST condition, this value is set to 1.

Navigation Path: Results > Alarms/Errors > Injection > ODU1f/2f TCM > Error > Manual > Amount

Syntax

:SOURce:DATA:TELecom:OTN:ERRor:ODU[1..n]:F:TCM[1..n]:AMOunt?[<wsp><Amount>]

Parameter(s)

Amount:

The program data syntax for the first parameter is defined as a <CHARACTER PROGRAM DATA> element.

This parameter is optional. If no token is specified, the current amount is returned.

MAXimum: Biggest supported value.

MINimum: Smallest supported value.

Response Syntax

<Amount>

Response(s)

Amount:

The response data syntax for the first parameter is defined as a <NR1 NUMERIC RESPONSE DATA> element.

Returns the amount of error to be injected.

Example(s)

SOUR:DATA:TEL:OTN:ERR:ODU1:F:MAN:TCM1:TYPE TBIP8

SOUR:DATA:TEL:OTN:ERR:ODU1:F:TCM1:AMO 15

SOUR:DATA:TEL:OTN:ERR:ODU1:F:TCM1:AMO?

Returns: 15

See Also

SOURce:DATA:TELecom:OTN:ERRor:ODU[1..n]:E[1..n]:MANual:TYPE

SOURce:DATA:TELecom:OTN:ERRor:ODU[1..n]:E[1..n]:AMOunt

:SOURce:DATA:TELecom:OTN:ERRor:ODU[1..n]:F:TCM[1..n]:AUTomated

Description

This command enables/disables the Rate/Max Rate ODU1f/2f TCM error injection.

At *RST condition, this value is set to OFF.

Navigation Path: Results > Alarms/Errors > Injection > ODU1f/2f TCM > Error > Rate/Max Rate > Inject

Syntax

:SOURce:DATA:TELecom:OTN:ERRor:ODU[1..n]:F:TCM[1..n]:AUTomated <wsp><Inject>

Parameter(s)

Inject:

The program data syntax for the first parameter is defined as a <BOOLEAN PROGRAM DATA> element.

Starts/stops the automated Rate/Max Rate error Injection.

ON: Enables error injection.

OFF: Disables error injection.

Response Syntax

<Amount>

Example(s)

SOUR:DATA:TEL:OTN:ERR:ODU1:F:AUT:TCM1:TYPE TBIP8

SOUR:DATA:TEL:OTN:ERR:ODU1:F:AUT:TCM1:RATE 1.0E-09

SOUR:DATA:TEL:OTN:ERR:ODU1:F:TCM1:AUT ON

SOUR:DATA:TEL:OTN:ERR:ODU1:F:TCM1:AUT?

Returns: 1

See Also

SOURce:DATA:TELecom:OTN:ERRor:ODU[1..n]:E[1..n]:AUTomated:TYPE

SOURce:DATA:TELecom:OTN:ERRor:ODU[1..n]:E[1..n]:AUTomated:RATE

SOURce:DATA:TELecom:OTN:ERRor:ODU[1..n]:E[1..n]:AUTomated?

:SOURce:DATA:TELecom:OTN:ERRor:ODU[1..n]:F:TCM[1..n]:AUTomated?

Description

This query returns the enable/disable status of the Rate/Max Rate ODU1f/2f TCM error injection.

At *RST condition, this value is set to OFF.

Navigation Path: Results > Alarms/Errors > Injection > ODU1f/2f TCM > Error > Rate/Max Rate > Inject

Syntax

:SOURce:DATA:TELecom:OTN:ERRor:ODU[1..n]:F:TCM[1..n]:AUTomated?

Response Syntax

<Set>

Response(s)

Set:

The response data syntax for the first parameter is defined as a <BOOLEAN RESPONSE DATA> element.

Returns the enable/disable injection status:

1: Enabled

0: Disabled

Example(s)

SOUR:DATA:TEL:OTN:ERR:ODU1:F:AUT:TCM1:TYPE TBIP8

SOUR:DATA:TEL:OTN:ERR:ODU1:F:AUT:TCM1:RATE 1.0E-09

SOUR:DATA:TEL:OTN:ERR:ODU1:F:TCM1:AUT ON

SOUR:DATA:TEL:OTN:ERR:ODU1:F:TCM1:AUT?

Returns: 1

See Also

SOURce:DATA:TELecom:OTN:ERRor:ODU[1..n]:E[1..n]:AUTomated:TYPE

SOURce:DATA:TELecom:OTN:ERRor:ODU[1..n]:E[1..n]:AUTomated:RATE

SOURce:DATA:TELecom:OTN:ERRor:ODU[1..n]:E[1..n]:AUTomated

:SOURce:DATA:TELecom:OTN:ERRor:ODU[1..n]:F:TCM[1..n]:INJect

Description	This command enables/disables the manual ODU1f/2f TCM error injection. This command is an event and has no associated *RST condition or query form. Navigation Path: Results > Alarms/Errors > Injection > ODU1f/2f TCM > Error > Manual > Inject
Syntax	:SOURce:DATA:TELecom:OTN:ERRor:ODU[1..n]:F:TCM[1..n]:INJect
Response Syntax	<Set>
Example(s)	SOUR:DATA:TEL:OTN:ERR:ODU1:F:MAN:TCM1:TYPE TBIP8 SOUR:DATA:TEL:OTN:ERR:ODU1:F:TCM1:AMO 15 SOUR:DATA:TEL:OTN:ERR:ODU1:F:TCM1:INJ
See Also	SOURce:DATA:TELecom:OTN:ERRor:ODU[1..n]:E[1..n]:MANual:TYPE SOURce:DATA:TELecom:OTN:ERRor:ODU[1..n]:E[1..n]:AMOunt

:SOURce:DATA:TELecom:OTN:ERRor:ODU[1..n]:INJect

Description	This command enables/disables the manual ODU error injection. This command is an event and is not associated with an *RST condition or a query form. Navigation Path: Results > Alarms/Errors > Injection > ODUn > Error > Manual > Inject NOTE: For ODU[1..n], use ODU100 for ODU0, ODU101 for ODUflex, ODU200 for ODUC, ODU300 for ODUCn.
Syntax	:SOURce:DATA:TELecom:OTN:ERRor:ODU[1..n]:INJect
Response Syntax	<Set>
Example(s)	SOUR:DATA:TEL:OTN:ERR:ODU1:MAN:TYPE OBIP8 SOUR:DATA:TEL:OTN:ERR:ODU1:AMO 15 SOUR:DATA:TEL:OTN:ERR:ODU1:INJ
See Also	SOURce:DATA:TELecom:OTN:ERRor:OTU[1..n]:INJect

:SOURce:DATA:TELecom:OTN:ERRor:ODU[1..n]:MANual:TCM[1..n]:TYPE

Description

This command selects the manual ODU TCM error Defect to be injected.

At *RST condition, this value is set to TBIP8.

Navigation Path: Results > Alarms/Errors > Injection > ODU TCM > Error > Manual > Defect

Syntax

:SOURce:DATA:TELecom:OTN:ERRor:ODU[1..n]:MANual:TCM[1..n]:TYPE <wsp><Error>

Parameter(s)

Error:

The program data syntax for the first parameter is defined as a <CHARACTER PROGRAM DATA> element.

Selects the error to be injected:

TBIP8: BIP-8

TBEI: BEI

Response Syntax

<Set>

Example(s)

SOUR:DATA:TEL:OTN:ERR:ODU3:MAN:TCM1:TYPE TBIP8

SOUR:DATA:TEL:OTN:ERR:ODU3:MAN:TCM1:TYPE?

Returns: TBIP8

See Also

SOURce:DATA:TELecom:OTN:ERRor:ODU[1..n]:MANual:TYPE

:SOURce:DATA:TELecom:OTN:ERRor:ODU[1..n]:MANual:TCM[1..n]:TYPE?

Description	This query returns the manual ODU TCM error Defect to be injected. At *RST condition, this value is set to TBIP8. Navigation Path: Results > Alarms/Errors > Injection > ODU TCM > Error > Manual > Defect
Syntax	:SOURce:DATA:TELecom:OTN:ERRor:ODU[1..n]:MANual:TCM[1..n]:TYPE?
Response Syntax	<Error>
Response(s)	**Error**: The response data syntax for the first parameter is defined as a <CHARACTER RESPONSE DATA> element. Returns the error to be injected: TBIP8: BIP-8 TBEI: BEI
Example(s)	SOUR:DATA:TEL:OTN:ERR:ODU3:MAN:TCM1:TYPE?
See Also	SOURce:DATA:TELecom:OTN:ERRor:ODU[1..n]:MANual:TYPE?

:SOURce:DATA:TELecom:OTN:ERRor:ODU[1..n]:MANual:TYPE

Description

This command selects the manual ODU error Defect to be injected.

At *RST condition, this value is set to OBIP8.

Navigation Path: Results > Alarms/Errors > Injection > ODUn > Error > Manual > Defect

NOTE: For ODU[1..n], use ODU100 for ODU0, ODU101 for ODUflex, ODU200 for ODUC, ODU300 for ODUCn.

Syntax

:SOURce:DATA:TELecom:OTN:ERRor:ODU[1..n]:MANual:TYPE <wsp><Error>

Parameter(s)

Error:

The program data syntax for the first parameter is defined as a <CHARACTER PROGRAM DATA> element.

Selects the error to be injected:

OBIP8: ODU-BIP-8

OBEI: ODU-BEI

Response Syntax

<Error>

Example(s)

SOUR:DATA:TEL:OTN:ERR:ODU1:MAN:TYPE OBIP8

SOUR:DATA:TEL:OTN:ERR:ODU1:MAN:TYPE?

Returns: OBIP8

See Also

SOURce:DATA:TELecom:OTN:ERRor:OTU[1..n]:MANual:TYPE

:SOURce:DATA:TELecom:OTN:ERRor:ODU[1..n]:MANual:TYPE?

Description	This query returns the manual ODU error Defect to be injected. At *RST condition, this value is set to OBIP8. Navigation Path: Results > Alarms/Errors > Injection > ODUn > Error > Manual > Defect NOTE: For ODU[1..n], use ODU100 for ODU0, ODU101 for ODUflex, ODU200 for ODUC, ODU300 for ODUCn.
Syntax	:SOURce:DATA:TELecom:OTN:ERRor:ODU[1..n]:MANual:TYPE?
Response Syntax	<Error>
Response(s)	**Error**: The response data syntax for the first parameter is defined as a <CHARACTER RESPONSE DATA> element. Returns the error to be injected: OBIP8: ODU-BIP-8 OBEI: ODU-BEI
Example(s)	SOUR:DATA:TEL:OTN:ERR:ODU1:MAN:TYPE OBIP8 SOUR:DATA:TEL:OTN:ERR:ODU1:MAN:TYPE? Returns: OBIP8
See Also	SOURce:DATA:TELecom:OTN:ERRor:OTU[1..n]:MANual:TYPE?

:SOURce:DATA:TELecom:OTN:ERRor:ODU[1..n]:OTUC

Description

This command enables/disables the selection of an OTUC for ODUCn errors injection purposes for FlexO BERT.

At *RST condition, this value is set to OFF.

Navigation Path: Results > Alarms/Errors > Inject > Layer (ODUCn) > OTUC

NOTE: For ODU[1..n], use ODU200 for ODUC

Syntax

:SOURce:DATA:TELecom:OTN:ERRor:ODU[1..n]:OTUC <wsp><OTUC #>, <Set>

Parameter(s)

OTUC #:

The program data syntax for the first parameter is defined as a <DECIMAL NUMERIC PROGRAM DATA> element.

Selects OTUC number

Set:

The program data syntax for the second parameter is defined as a <BOOLEAN PROGRAM DATA> element.

Sets the ODUCn per OTUC status.

ON: Enables the OTUC.

OFF: Disables the OTUC.

Response Syntax

<Error>

Example(s)

SOUR:DATA:TEL:OTN:ERR:ODU200:OTUC 1, ON

See Also

SOURce:DATA:TELecom:OTN:ALARm:ODU[1..n]:OTUC

:SOURce:DATA:TELecom:OTN:ERRor:ODU[1..n]:OTUC:ALL

Description

This command enables/disables the selection of all OTUC for ODUCn errors injection purposes for FlexO BERT.

At *RST condition, this value is set to OFF.

Navigation Path: Results > Alarms/Errors > Inject > Layer (ODUCn) > All OTUC

NOTE: For ODU[1..n], use ODU200 for ODUC

Syntax

:SOURce:DATA:TELecom:OTN:ERRor:ODU[1..n]:OTUC:ALL <wsp><Set>

Parameter(s)

Set:

The program data syntax for the first parameter is defined as a <BOOLEAN PROGRAM DATA> element.

Enables/disables the selection of all OTUC.

ON: Selects all OTUC

OFF: Unselects all OTUC

Response Syntax

<Error>

Example(s)

SOUR:DATA:TEL:OTN:ERR:ODU200:OTUC:ALL ON

See Also

SOURce:DATA:TELecom:OTN:ALARm:ODU[1..n]:OTUC:ALL

:SOURce:DATA:TELecom:OTN:ERRor:ODU[1..n]:OTUC:ALL?

Description

This query returns the enable/disable selection status of all OTUC for ODUCn errors injection purposes for FlexO BERT.

At *RST condition, this value is set to OFF.

Navigation Path: Results > Alarms/Errors > Inject > Layer(ODUCn) > All OTUC

NOTE: For ODU[1..n], use ODU200 for ODUC

Syntax

:SOURce:DATA:TELecom:OTN:ERRor:ODU[1..n]:OTUC:ALL?

Response Syntax

<Set>

Response(s)

Set:

The response data syntax for the first parameter is defined as a <BOOLEAN RESPONSE DATA> element.

Returns the enable/disable selection status of all OTUC.

1: All OTUC are enabled.

0: None or not all OTUC are enabled.

Example(s)

SOUR:DATA:TEL:OTN:ERR:ODU200:OTUC:ALL?

See Also

SOURce:DATA:TELecom:OTN:ALARm:ODU[1..n]:OTUC:ALL?

:SOURce:DATA:TELecom:OTN:ERRor:ODU[1..n]:OTUC?

Description

This query returns the enable/disable selection status of an OTUC for ODUCn errors injection purposes for FlexO BERT.

At *RST condition, this value is set to OFF.

Navigation Path: Results > Alarms/Errors > Inject > Layer (ODUCn) > OTUC

NOTE: For ODU[1..n], use ODU200 for ODUC

Syntax

:SOURce:DATA:TELecom:OTN:ERRor:ODU[1..n]:OTUC? <wsp><OTU #>

Parameter(s)

OTU #:

The program data syntax for the first parameter is defined as a <DECIMAL NUMERIC PROGRAM DATA> element.

Selects OTUC number

Response Syntax

<Set>

Response(s)

Set:

The response data syntax for the first parameter is defined as a <BOOLEAN RESPONSE DATA> element.

Returns the OTUC status for ODUC error injection.

1: The OTUC is enabled.

0: The OTUC is disabled.

Example(s)

SOUR:DATA:TEL:OTN:ERR:ODU200:OTUC? 1

See Also

SOURce:DATA:TELecom:OTN:ALARm:ODU[1..n]:OTUC?

:SOURce:DATA:TELecom:OTN:ERRor:ODU[1..n]:TCM[1..n]:AMOunt

Description

This command sets the manual ODU TCM error Amount to be injected.

At *RST condition, this value is set to 1.

Navigation Path: Results > Alarms/Errors > Injection > ODU TCM > Error > Manual > Amount

Syntax

:SOURce:DATA:TELecom:OTN:ERRor:ODU[1..n]:TCM[1..n]:AMOunt <wsp><Amount>

Parameter(s)

Amount:

The program data syntax for the first parameter is defined as a <DECIMAL NUMERIC PROGRAM DATA> element.

Sets the amount of error to be injected. Choices are 1 to 50.

MAXimum: Grestest supported amount

MINimum: Smallest supported amount

Response Syntax

<Set>

Example(s)

SOUR:DATA:TEL:OTN:ERR:ODU3:TCM1:AMO 1

SOUR:DATA:TEL:OTN:ERR:ODU3:TCM1:AMO?

Returns: 1

See Also

SOURce:DATA:TELecom:OTN:ERRor:ODU[1..n]:AMOunt

:SOURce:DATA:TELecom:OTN:ERRor:ODU[1..n]:TCM[1..n]:AMOunt?

Description

This query returns the manual ODU TCM error Amount to be injected.

At *RST condition, this value is set to 1.

Navigation Path: Results > Alarms/Errors > Injection > ODU TCM > Error > Manual > Amount

Syntax

:SOURce:DATA:TELecom:OTN:ERRor:ODU[1..n]:TCM[1..n]:AMOunt?[<wsp><Amount>]

Parameter(s)

Amount:

The program data syntax for the first parameter is defined as a <CHARACTER PROGRAM DATA> element.

This parameter is optional. If no token is specified, the current amount is returned.

MAXimum: Biggest supported value.

MINimum: Smallest supported value.

Response Syntax

<Amount>

Response(s)

Amount:

The response data syntax for the first parameter is defined as a <NR1 NUMERIC RESPONSE DATA> element.

Returns the amount of error to be injected.

Example(s)

SOUR:DATA:TEL:OTN:ERR:ODU3:TCM1:AMO?

See Also

SOURce:DATA:TELecom:OTN:ERRor:ODU[1..n]:AMOunt?

:SOURce:DATA:TELecom:OTN:ERRor:ODU[1..n]:TCM[1..n]:AUTomated

Description	This command enables/disables the Rate/Max Rate ODU TCM error injection. At *RST condition, this value is set to OFF. Navigation Path: Results > Alarms/Errors > Injection > ODU TCM > Error > Rate/Max Rate > Inject
Syntax	:SOURce:DATA:TELecom:OTN:ERRor:ODU[1..n]:TCM[1..n]:AUTomated <wsp><Inject>
Parameter(s)	**Inject**: The program data syntax for the first parameter is defined as a <BOOLEAN PROGRAM DATA> element. Starts/stops the automated Rate/Max Rate error Injection. ON: Enables error injection. OFF: Disables error injection.
Response Syntax	<Amount>
Example(s)	SOUR:DATA:TEL:OTN:ERR:ODU3:TCM1:AUT ON
See Also	SOURce:DATA:TELecom:OTN:ERRor:ODU[1..n]:AUTomated

:SOURce:DATA:TELecom:OTN:ERRor:ODU[1..n]:TCM[1..n]:AUTomated?

Description	This query returns the enable/disable status of the Rate/Max Rate ODU TCM error injection. At *RST condition, this value is set to OFF. Navigation Path: Results > Alarms/Errors > Injection > ODU TCM > Error > Rate/Max Rate > Inject
Syntax	:SOURce:DATA:TELecom:OTN:ERRor:ODU[1..n]:TCM[1..n]:AUTomated?
Response Syntax	<Set>
Response(s)	**Set**: The response data syntax for the first parameter is defined as a <BOOLEAN RESPONSE DATA> element. Returns the enable/disable injection status: 1: Enabled 0: Disabled
Example(s)	SOUR:DATA:TEL:OTN:ERR:ODU3:TCM1:AUT ON SOUR:DATA:TEL:OTN:ERR:ODU3:TCM1:AUT? Returns: 1
See Also	SOURce:DATA:TELecom:OTN:ERRor:ODU[1..n]:AUTomated?

:SOURce:DATA:TELecom:OTN:ERRor:ODU[1..n]:TCM[1..n]:INJect

Description	This command enables/disables the manual ODU TCM error injection. This command is an event and has no associated *RST condition or query form. Navigation Path: Results > Alarms/Errors > Injection > ODU TCM > Error > Manual > Inject
Syntax	:SOURce:DATA:TELecom:OTN:ERRor:ODU[1..n]:TCM[1..n]:INJect
Response Syntax	<Set>
Example(s)	SOUR:DATA:TEL:OTN:ERR:ODU3:TCM1:INJ
See Also	SOURce:DATA:TELecom:OTN:ERRor:ODU[1..n]:INJect

:SOURce:DATA:TELecom:OTN:ERRor:OPU[1..n]:ACHAnnel

Description

This command selects if LO OPU error injection is done on ALL channels, in the Multi-Channel OTN test application.

At *RST condition, this value is set to OFF.

Navigation Path: Test > Multi-Channel OTN > Results > Alarms/Errors > Global Injection > Layer (ODU)

NOTE: For OPU[1..n], use OPU100 for OPU0, OPU101 for OPUflex, OPU3 for OPU3e1/e2, OPU200 for OPUC, OPU300 for OPUCn.

Syntax

:SOURce:DATA:TELecom:OTN:ERRor:OPU[1..n]:ACHAnnel <wsp><AllChannel>

Parameter(s)

AllChannel:

The program data syntax for the first parameter is defined as a <BOOLEAN PROGRAM DATA> element.

Enables/disables:

ON: Enables

OFF: Disables

Response Syntax

<Set>

Example(s)

SOUR:DATA:TEL:OTN:ERR:OPU1:ACHA ON

See Also

SOURce:DATA:TEL:OTN:ERR:OPU[1..n]:CHAN

:SOURce:DATA:TELecom:OTN:ERRor:OPU[1..n]:ACHAnnel?

Description

This query returns if LO OPU error injection is done on ALL channels, in the Multi-Channel OTN test application.

At *RST condition, this value is set to OFF.

Navigation Path: Test > Multi-Channel OTN > Results > Alarms/Errors > Global Injection > Layer (ODU)

NOTE: For OPU[1..n], use OPU100 for OPU0, OPU101 for OPUflex, OPU3 for OPU3e1/e2, OPU200 for OPUC, OPU300 for OPUCn.

Syntax

:SOURce:DATA:TELecom:OTN:ERRor:OPU[1..n]:ACHAnnel?

Response Syntax

<AllChannel>

Response(s)

AllChannel:

The response data syntax for the first parameter is defined as a <BOOLEAN RESPONSE DATA> element.

Returns an indication that the LO OPU error injection is done on ALL channels, in the Multi-Channel OTN test application.

1, injection is done on all channels.

0, injection is done on a specific channel.

Example(s)

SOUR:DATA:TEL:OTN:ERR:OPU1:ACHA ON

SOUR:DATA:TEL:OTN:ERR:OPU1:ACHA?

Returns: 1

See Also

SOURce:DATA:TEL:OTN:ERR:OPU[1..n]:CHAN

:SOURce:DATA:TELecom:OTN:ERRor:OPU[1..n]:AMOunt

Description

This command sets the manual OPU / OPU3e1/e2 error Amount to be injected.

At *RST condition, this value is set to 1.

Navigation Path: Results > Alarms/Errors > Injection > OPU / OPU3e1/e2 > Error > Manual > Amount

NOTE: For OPU[1..n], use OPU100 for OPU0, OPU101 for OPUflex, OPU3 for OPU3e1/e2, OPU200 for OPUC, OPU300 for OPUCn.

Syntax

:SOURce:DATA:TELecom:OTN:ERRor:OPU[1..n]:AMOunt <wsp><Amount>

Parameter(s)

Amount:

The program data syntax for the first parameter is defined as a <DECIMAL NUMERIC PROGRAM DATA> element.

Sets the amount of error to be injected. Choices are 1 through 50.

MAXimum: Biggest supported value.

MINimum: Smallest supported value.

DEFault: Default value.

Response Syntax

<AllChannel>

Example(s)

SOUR:DATA:TEL:OTN:ERR:OPU3:AMO 15

See Also

SOURce:DATA:TELecom:OTN:ERRor:OTU[1..n]:AMOunt

:SOURce:DATA:TELecom:OTN:ERRor:OPU[1..n]:AMOunt?

Description

This query returns the manual OPU / OPU3e1/e2 error Amount to be injected.

At *RST condition, this value is set to 1.

Navigation Path: Results > Alarms/Errors > Injection > OPU / OPU3e1/e2 > Error > Manual > Amount

NOTE: For OPU[1..n], use OPU100 for OPU0, OPU101 for OPUflex, OPU3 for OPU3e1/e2, OPU200 for OPUC, OPU300 for OPUCn.

Syntax

:SOURce:DATA:TELecom:OTN:ERRor:OPU[1..n]:AMOunt?[<wsp><Value>]

Parameter(s)

Value:

The program data syntax for the first parameter is defined as a <CHARACTER PROGRAM DATA> element.

This parameter is optional. If no token is specified, the current amount is returned.

MAXimum: Biggest supported value.

MINimum: Smallest supported value.

DEFault: Default value.

Response Syntax

<Amount>

Response(s)

Amount:

The response data syntax for the first parameter is defined as a <NR1 NUMERIC RESPONSE DATA> element.

Returns the amount of error to be injected.

Example(s)

SOUR:DATA:TEL:OTN:ERR:OPU3:AMO?

Returns: 15

See Also

SOURce:DATA:TELecom:OTN:ERRor:OTU[1..n]:AMOunt?

:SOURce:DATA:TELecom:OTN:ERRor:OPU[1..n]:AUTomated

Description

This command enables/disables the Rate/Max Rate OPU / OPU3e1/e2 error injection.

At *RST condition, this value is set to OFF.

Navigation Path: Results > Alarms/Errors > Injection > OPU / OPU3e1/e2 > Error > Rate/Max Rate > Inject

NOTE: For OPU[1..n], use OPU100 for OPU0, OPU101 for OPUflex, OPU3 for OPU3e1/e2, OPU200 for OPUC, OPU300 for OPUCn.

Syntax

:SOURce:DATA:TELecom:OTN:ERRor:OPU[1..n]:AUTomated <wsp><Inject>

Parameter(s)

Inject:

The program data syntax for the first parameter is defined as a <BOOLEAN PROGRAM DATA> element.

Starts/stops the automated Rate/Max Rate error Injection.

ON: Enables error injection.

OFF: Disables error injection.

Response Syntax

<Amount>

Example(s)

SOUR:DATA:TEL:OTN:ERR:OPU3:AUT ON

See Also

SOURce:DATA:TELecom:OTN:ERRor:OTU[1..n]:AUTomated

:SOURce:DATA:TELecom:OTN:ERRor:OPU[1..n]:AUTomated:CONTinuous

Description	This command sets the automated OPU / OPU3e1/e2 error Mode: ON for Max Rate and OFF for Rate. At *RST condition, this value is set to OFF. Navigation Path: Results > Alarms/Errors > Injection > OPU / OPU3e1/e2 > Error > Mode NOTE: For OPU[1..n], use OPU100 for OPU0, OPU101 for OPUflex, OPU3 for OPU3e1/e2, OPU200 for OPUC, OPU300 for OPUCn.
Syntax	:SOURce:DATA:TELecom:OTN:ERRor:OPU[1..n]:AUTomated:CONTinuous <wsp><Mode>
Parameter(s)	**Mode**: The program data syntax for the first parameter is defined as a <BOOLEAN PROGRAM DATA> element. Sets the automated error Mode: ON: Max Rate OFF: Rate
Response Syntax	<Amount>
Example(s)	SOUR:DATA:TEL:OTN:ERR:OPU3:AUT:CONT ON
See Also	SOURce:DATA:TELecom:OTN:ERRor:OTU[1..n]:AUTomated:CONTinuous

:SOURce:DATA:TELecom:OTN:ERRor:OPU[1..n]:AUTomated:CONTinuous?

Description

This query returns the automated OPU / OPU3e1/e2 error Mode: ON for Max Rate and OFF for Rate.

At *RST condition, this value is set to OFF.

Navigation Path: Results > Alarms/Errors > Injection > OPU / OPU3e1/e2 > Error > Mode

NOTE: For OPU[1..n], use OPU100 for OPU0, OPU101 for OPUflex, OPU3 for OPU3e1/e2, OPU200 for OPUC, OPU300 for OPUCn.

Syntax

:SOURce:DATA:TELecom:OTN:ERRor:OPU[1..n]:AUTomated:CONTinuous?

Response Syntax

<Mode>

Response(s)

Mode:

The response data syntax for the first parameter is defined as a <BOOLEAN RESPONSE DATA> element.

Returns the automated error Mode:

1: Max Rate

0: Rate

Example(s)

SOUR:DATA:TEL:OTN:ERR:OPU3:AUT:CONT 1

SOUR:DATA:TEL:OTN:ERR:OPU3:AUT:CONT?

Returns: 1

See Also

SOURce:DATA:TELecom:OTN:ERRor:OTU[1..n]:AUTomated:CONTinuous?

:SOURce:DATA:TELecom:OTN:ERRor:OPU[1..n]:AUTomated:RATE

Description

This command sets the automated OPU / OPU3e1/e2 error Rate to be injected.

At *RST condition, this value is device dependent.

Navigation Path: Results > Alarms/Errors > Injection > OPU / OPU3e1/e2 > Error > Rate > Rate

NOTE: For OPU[1..n], use OPU100 for OPU0, OPU101 for OPUflex, OPU3 for OPU3e1/e2, OPU200 for OPUC, OPU300 for OPUCn.

Syntax

:SOURce:DATA:TELecom:OTN:ERRor:OPU[1..n]:AUTomated:RATE <wsp><Rate>

Parameter(s)

Rate:

The program data syntax for the first parameter is defined as a <DECIMAL NUMERIC PROGRAM DATA> element.

Sets the rate of error to be injected.

MAXimum: Biggest supported rate

MINimum: Smallest supported rate

Response Syntax

<Mode>

Example(s)

SOUR:DATA:TEL:OTN:ERR:OPU3:AUT:RATE 1.0E-09

See Also

SOURce:DATA:TELecom:OTN:ERRor:OTU[1..n]:AUTomated:RATE

:SOURce:DATA:TELecom:OTN:ERRor:OPU[1..n]:AUTomated:RATE?

Description

This query returns the automated OPU / OPU3e1/e2 error Rate to be injected.

At *RST condition, this value is device dependent.

Navigation Path: Results > Alarms/Errors > Injection > OPU / OPU3e1/e2 > Error > Rate > Rate

NOTE: For OPU[1..n], use OPU100 for OPU0, OPU101 for OPUflex, OPU3 for OPU3e1/e2, OPU200 for OPUC, OPU300 for OPUCn.

Syntax

:SOURce:DATA:TELecom:OTN:ERRor:OPU[1..n]:AUTomated:RATE?[<wsp><Value>]

Parameter(s)

Value:

The program data syntax for the first parameter is defined as a <CHARACTER PROGRAM DATA> element.

This parameter is optional. If no token is specified, the current injection rate is returned.

MAXimum: Biggest supported value

MINimum: Smallest supported value

Response Syntax

<Rate>

Response(s)

Rate:

The response data syntax for the first parameter is defined as a <NR3 NUMERIC RESPONSE DATA> element.

Returns the rate of error to be injected.

Example(s)

SOUR:DATA:TEL:OTN:ERR:OPU3:AUT:RATE 1.0E-09

SOUR:DATA:TEL:OTN:ERR:OPU3:AUT:RATE?

Returns: 1.0E-09

See Also

SOURce:DATA:TELecom:OTN:ERRor:OTU[1..n]:AUTomated:RATE?

:SOURce:DATA:TELecom:OTN:ERRor:OPU[1..n]:AUTomated:TYPE

Description

This command selects the automated OPU / OPU3e1/e2 error Defect to be injected.

At *RST condition, this value is set to OMFI.

Navigation Path: Results > Alarms/Errors > Injection > OPU / OPU3e1/e2 > Error > Rate/Max Rate > Defect

NOTE: For OPU[1..n], use OPU100 for OPU0, OPU101 for OPUflex, OPU3 for OPU3e1/e2, OPU200 for OPUC, OPU300 for OPUCn.

Syntax

:SOURce:DATA:TELecom:OTN:ERRor:OPU[1..n]:AUTomated:TYPE <wsp><Error>

Parameter(s)

Error:

The program data syntax for the first parameter is defined as a <CHARACTER PROGRAM DATA> element.

Selects the error to be injected:

OMFI

Response Syntax

<Rate>

Example(s)

SOUR:DATA:TEL:OTN:ERR:OPU3:AUT:TYPE OMFI

SOUR:DATA:TEL:OTN:ERR:OPU3:AUT:TYPE?

Returns: OMFI

See Also

SOURce:DATA:TELecom:OTN:ERRor:OTU[1..n]:AUTomated:TYPE

:SOURce:DATA:TELecom:OTN:ERRor:OPU[1..n]:AUTomated:TYPE?

Description	This query returns the automated OPU / OPU3e1/e2 error Defect to be injected. At *RST condition, this value is set to OMFI. Navigation Path: Results > Alarms/Errors > Injection > OPU / OPU3e1/e2 > Error > Rate/Max Rate > Defect NOTE: For OPU[1..n], use OPU100 for OPU0, OPU101 for OPUflex, OPU3 for OPU3e1/e2, OPU200 for OPUC, OPU300 for OPUCn.
Syntax	:SOURce:DATA:TELecom:OTN:ERRor:OPU[1..n]:AUTomated:TYPE?
Response Syntax	<Error>
Response(s)	**Error**: The response data syntax for the first parameter is defined as a <CHARACTER RESPONSE DATA> element. Returns the error to be injected: OMFI
Example(s)	SOUR:DATA:TEL:OTN:ERR:OPU3:AUT:TYPE OMFI SOUR:DATA:TEL:OTN:ERR:OPU3:AUT:TYPE? Returns: OMFI
See Also	SOURce:DATA:TELecom:OTN:ERRor:OTU[1..n]:AUTomated:TYPE?

:SOURce:DATA:TELecom:OTN:ERRor:OPU[1..n]:AUTomated?

Description

This query returns the enable/disable status of the Rate/Max Rate OPU / OPU3e1/e2 error injection.

At *RST condition, this value is set to OFF.

Navigation Path: Results > Alarms/Errors > Injection > OPU / OPU3e1/e2 > Error > Rate/Max Rate > Inject

NOTE: For OPU[1..n], use OPU100 for OPU0, OPU101 for OPUflex, OPU3 for OPU3e1/e2, OPU200 for OPUC, OPU300 for OPUCn.

Syntax

:SOURce:DATA:TELecom:OTN:ERRor:OPU[1..n]:AUTomated?

Response Syntax

<Inject>

Response(s)

Inject:

The response data syntax for the first parameter is defined as a <BOOLEAN RESPONSE DATA> element.

Returns the enable/disable injection status:

1: Enabled

0: Disabled

Example(s)

SOUR:DATA:TEL:OTN:ERR:OPU3:AUT?

Returns: 1

See Also

SOURce:DATA:TELecom:OTN:ERRor:OTU[1..n]:AUTomated?

:SOURce:DATA:TELecom:OTN:ERRor:OPU[1..n]:CHANnel

Description

This command selects the channel number or client ID used for error injection, when command AllCHAnnel is 'OFF', for the Multi-Channel OTN and FlexO BERT test.

At *RST condition, this value is set to 1.

Navigation Path: Test > Multi-Channel OTN > Results > Alarms/Errors > Global Injection > Layer (ODU)

NOTE: For OPU[1..n], use OPU100 for OPU0, OPU101 for OPUflex, OPU3 for OPU3e1/e2, OPU200 for OPUC, OPU300 for OPUCn.

Syntax

:SOURce:DATA:TELecom:OTN:ERRor:OPU[1..n]:CHANnel <wsp><Channel Number or Client ID>

Parameter(s)

Channel Number or Client ID:

The program data syntax for the first parameter is defined as a <DECIMAL NUMERIC PROGRAM DATA> element.

Selects the channel number or client ID used for error injection, when command AllCHAnnel is 'OFF', for the Multi-Channel OTN and FlexO BERT test.

Response Syntax

<Inject>

Example(s)

SOUR:DATA:TEL:OTN:ERR:OPU1:CHAN 5

See Also

SOURce:DATA:TEL:OTN:ERR:OPU[1..n]:ACHA

:SOURce:DATA:TELecom:OTN:ERRor:OPU[1..n]:CHANnel?

Description

This query returns the channel number or client ID used for error injection, when command AllCHAnnel is 'OFF', for the Multi-Channel OTN and FlexO BERT test.

At *RST condition, this value is set to 1.

Navigation Path: Test > Multi-Channel OTN > Results > Alarms/Errors > Global Injection > Layer (ODU)

NOTE: For OPU[1..n], use OPU100 for OPU0, OPU101 for OPUflex, OPU3 for OPU3e1/e2, OPU200 for OPUC, OPU300 for OPUCn.

Syntax

:SOURce:DATA:TELecom:OTN:ERRor:OPU[1..n]:CHANnel?

Response Syntax

<Channel Number or Client ID>

Response(s)

Channel Number or Client ID:

The response data syntax for the first parameter is defined as a <NR1 NUMERIC RESPONSE DATA> element.

Returns the channel number or client ID used for error injection, when command AllCHAnnel is 'OFF', for the Multi-Channel OTN and FlexO BERT test.

'n', injection is done on channel or client ID 'n', when AllCHAnnel is not selected .

Example(s)

SOUR:DATA:TEL:OTN:ERR:OPU1:CHAN 5

SOUR:DATA:TEL:OTN:ERR:OPU1:CHAN?

Returns: 5

See Also

SOURce:DATA:TEL:OTN:ERR:OPU[1..n]:ACHA

:SOURce:DATA:TELecom:OTN:ERRor:OPU[1..n]:INJect

Description	This command enables/disables the manual OPU / OPU3e1/e2 error injection. This command is an event and has no associated *RST condition or query form. Navigation Path: Results > Alarms/Errors > Injection > OPU / OPU3e1/e2 > Error > Manual > Inject NOTE: For OPU[1..n], use OPU100 for OPU0, OPU101 for OPUflex, OPU3 for OPU3e1/e2, OPU200 for OPUC, OPU300 for OPUCn.
Syntax	:SOURce:DATA:TELecom:OTN:ERRor:OPU[1..n]:INJect
Response Syntax	<Channel Number or Client ID>
Example(s)	SOUR:DATA:TEL:OTN:ERR:OPU3:INJ
See Also	SOURce:DATA:TELecom:OTN:ERRor:OTU[1..n]:INJect

:SOURce:DATA:TELecom:OTN:ERRor:OPU[1..n]:MANual:TYPE

Description

This command selects the manual OPU / OPU3e1/e2 error Defect to be injected.

At *RST condition, this value is set to OMFI.

Navigation Path: Results > Alarms/Errors > Injection > OPU / OPU3e1/e2 > Error > Manual > Defect

NOTE: For OPU[1..n], use OPU100 for OPU0, OPU101 for OPUflex, OPU3 for OPU3e1/e2, OPU200 for OPUC, OPU300 for OPUCn.

Syntax

:SOURce:DATA:TELecom:OTN:ERRor:OPU[1..n]:MANual:TYPE <wsp><Error>

Parameter(s)

Error:

The program data syntax for the first parameter is defined as a <CHARACTER PROGRAM DATA> element.

Selects the error to be injected:

OMFI

Response Syntax

<Channel Number or Client ID>

Example(s)

SOUR:DATA:TEL:OTN:ERR:OPU1:MAN:TYPE OMFI

SOUR:DATA:TEL:OTN:ERR:OPU1:MAN:TYPE?

Returns: OMFI

See Also

SOURce:DATA:TELecom:OTN:ERRor:OTU[1..n]:MANual:TYPE

:SOURce:DATA:TELecom:OTN:ERRor:OPU[1..n]:MANual:TYPE?

Description	This query returns the manual OPU / OPU3e1/e2 error Defect to be injected. At *RST condition, this value is set to OMFI. Navigation Path: Results > Alarms/Errors > Injection > OPU / OPU3e1/e2 > Error > Manual > Defect NOTE: For OPU[1..n], use OPU100 for OPU0, OPU101 for OPUflex, OPU3 for OPU3e1/e2, OPU200 for OPUC, OPU300 for OPUCn.
Syntax	:SOURce:DATA:TELecom:OTN:ERRor:OPU[1..n]:MANual:TYPE?
Response Syntax	<Error>
Response(s)	**Error**: The response data syntax for the first parameter is defined as a <CHARACTER RESPONSE DATA> element. Returns the error to be injected: OMFI
Example(s)	SOUR:DATA:TEL:OTN:ERR:OPU1:MAN:TYPE OMFI SOUR:DATA:TEL:OTN:ERR:OPU1:MAN:TYPE? Returns: OMFI
See Also	SOURce:DATA:TELecom:OTN:ERRor:OTU[1..n]:MANual:TYPE?

:SOURce:DATA:TELecom:OTN:ERRor:OPU[1..n]:OTUC

Description

This command enables/disables the selection of an OTUC for OPUCn errors injection purposes for FlexO BERT.

At *RST condition, this value is set to OFF.

Navigation Path: Results > Alarms/Errors > Inject > Layer (OPUCn) > OTUC

NOTE: For OPU[1..n], use OPU200 for OPUC

Syntax

:SOURce:DATA:TELecom:OTN:ERRor:OPU[1..n]:OTUC <wsp><OTUC #>, <Set>

Parameter(s)

OTUC #:

The program data syntax for the first parameter is defined as a <DECIMAL NUMERIC PROGRAM DATA> element.

Selects OTUC number

Set:

The program data syntax for the second parameter is defined as a <BOOLEAN PROGRAM DATA> element.

Sets the ODUCn per OTUC status.

ON: Enables the OTUC.

OFF: Disables the OTUC.

Response Syntax

<Error>

Example(s)

SOUR:DATA:TEL:OTN:ERR:OPU200:OTUC 1, ON

See Also

SOURce:DATA:TELecom:OTN:ALARm:OPU[1..n]:OTUC

:SOURce:DATA:TELecom:OTN:ERRor:OPU[1..n]:OTUC:ALL

Description

This command enables/disables the selection of all OTUC for OPUCn errors injection purposes for FlexO BERT.

At *RST condition, this value is set to OFF.

Navigation Path: Results > Alarms/Errors > Inject > Layer (OPUCn) > All OTUC

NOTE: For OPU[1..n], use OPU200 for OPUC

Syntax

:SOURce:DATA:TELecom:OTN:ERRor:OPU[1..n]:OTUC:ALL <wsp><Set>

Parameter(s)

Set:

The program data syntax for the first parameter is defined as a <BOOLEAN PROGRAM DATA> element.

Enables/disables the selection of all OTUC.

ON: Selects all OTUC

OFF: Unselects all OTUC

Response Syntax

<Error>

Example(s)

SOUR:DATA:TEL:OTN:ERR:OPU200:OTUC:ALL ON

See Also

SOURce:DATA:TELecom:OTN:ALARm:OPU[1..n]:OTUC:ALL

:SOURce:DATA:TELecom:OTN:ERRor:OPU[1..n]:OTUC:ALL?

Description

This query returns the enable/disable selection status of all OTUC for OPUCn errors injection purposes for FlexO BERT.

At *RST condition, this value is set to OFF.

Navigation Path: Results > Alarms/Errors > Inject > Layer(OPUCn) > All OTUC

NOTE: For OPU[1..n], use OPU200 for OPUC

Syntax

:SOURce:DATA:TELecom:OTN:ERRor:OPU[1..n]:OTUC:ALL?

Response Syntax

<Set>

Response(s)

Set:

The response data syntax for the first parameter is defined as a <BOOLEAN RESPONSE DATA> element.

Returns the enable/disable selection status of all OTUC.

1: All OTUC are enabled.

0: None or not all OTUC are enabled.

Example(s)

SOUR:DATA:TEL:OTN:ERR:OPU200:OTUC:ALL?

See Also

SOURce:DATA:TELecom:OTN:ALARm:ODU[1..n]:OTUC:ALL?

:SOURce:DATA:TELecom:OTN:ERRor:OPU[1..n]:OTUC?

Description

This query returns the enable/disable selection status of an OTUC for OPUCn errors injection purposes for FlexO BERT.

At *RST condition, this value is set to OFF.

Navigation Path: Results > Alarms/Errors > Inject > Layer (OPUCn) > OTUC

NOTE: For OPU[1..n], use OPU200 for OPUC

Syntax

:SOURce:DATA:TELecom:OTN:ERRor:OPU[1..n]:OTUC? <wsp><OTUC #>

Parameter(s)

OTUC #:

The program data syntax for the first parameter is defined as a <DECIMAL NUMERIC PROGRAM DATA> element.

Selects OTUC number

Response Syntax

<Set>

Response(s)

Set:

The response data syntax for the first parameter is defined as a <BOOLEAN RESPONSE DATA> element.

Returns the OTUC status for ODUC error injection.

1: The OTUC is enabled.

0: The OTUC is disabled.

Example(s)

SOUR:DATA:TEL:OTN:ERR:OPU200:OTUC? 1

See Also

SOURce:DATA:TELecom:OTN:ALARm:OPU[1..n]:OTUC?

:SOURce:DATA:TELecom:OTN:ERRor:OTU[1..n]:AMOunt

Description

This command sets the manual OTU error Amount to be injected.

At *RST condition, this value is set to 1.

Navigation Path: Results > Alarms/Errors > Injection > OTUn > Error > Manual > Amount

NOTE: For OTU[1..n], use OTU200 for OTUC, OTU300 for OTUCn.

Syntax

:SOURce:DATA:TELecom:OTN:ERRor:OTU[1..n]:AMOunt <wsp><Amount>

Parameter(s)

Amount:

The program data syntax for the first parameter is defined as a <DECIMAL NUMERIC PROGRAM DATA> element.

Sets the amount of error to be injected. Choices are 1 through 50.

MAXimum: Biggest supported value.

MINimum: Smallest supported value.

DEFault: Default value.

Response Syntax

<Set>

Example(s)

SOUR:DATA:TEL:OTN:ERR:OTU3:AMO MAX

SOUR:DATA:TEL:OTN:ERR:OTU3:AMO?

See Also

SOURce:DATA:TELecom:OTN:ERRor:ODU[1..n]:AMOunt

SOURce:DATA:TELecom:OTN:ERRor:ODU[1..n]:AMOunt?

:SOURce:DATA:TELecom:OTN:ERRor:OTU[1..n]:AMOunt?

Description

This query returns the manual OTU error Amount to be injected.

At *RST condition, this value is set to 1.

Navigation Path: Results > Alarms/Errors > Injection > OTUn > Error > Manual > Amount

NOTE: For OTU[1..n], use OTU200 for OTUC, OTU300 for OTUCn.

Syntax

:SOURce:DATA:TELecom:OTN:ERRor:OTU[1..n]:AMOunt?[<wsp><Value>]

Parameter(s)

Value:

The program data syntax for the first parameter is defined as a <CHARACTER PROGRAM DATA> element.

This parameter is optional. If no token is specified, the current amount is returned.

MAXimum: Biggest supported value.

MINimum: Smallest supported value.

DEFault: Default value.

Response Syntax

<Amount>

Response(s)

Amount:

The response data syntax for the first parameter is defined as a <NR1 NUMERIC RESPONSE DATA> element.

Returns the amount of error to be injected.

Example(s)

SOUR:DATA:TEL:OTN:ERR:OTU3:AMO MAX

SOUR:DATA:TEL:OTN:ERR:OTU3:AMO?

See Also

SOURce:DATA:TELecom:OTN:ERRor:ODU[1..n]:AMOunt

SOURce:DATA:TELecom:OTN:ERRor:ODU[1..n]:AMOunt?

:SOURce:DATA:TELecom:OTN:ERRor:OTU[1..n]:AUTomated

Description

This command enables/disables the Rate/Max Rate OTU error injection.

At *RST condition, this value is set to OFF.

Navigation Path: Results > Alarms/Errors > Injection > OTUn > Error > Rate/Max Rate > Inject

NOTE: For OTU[1..n], use OTU200 for OTUC, OTU300 for OTUCn.

Syntax

:SOURce:DATA:TELecom:OTN:ERRor:OTU[1..n]:AUTomated <wsp><Inject>

Parameter(s)

Inject:

The program data syntax for the first parameter is defined as a <BOOLEAN PROGRAM DATA> element.

Starts/stops the automated Rate/Max Rate error Injection.

ON: Enables error injection.

OFF: Disables error injection.

Response Syntax

<Amount>

Example(s)

SOUR:DATA:TEL:OTN:ERR:OTU3:AUT ON

SOUR:DATA:TEL:OTN:ERR:OTU3:AUT?

Returns: 1

See Also

SOURce:DATA:TELecom:OTN:ERRor:ODU[1..n]:AUTomated

SOURce:DATA:TELecom:OTN:ERRor:ODU[1..n]:AUTomated?

:SOURce:DATA:TELecom:OTN:ERRor:OTU[1..n]:AUTomated:CONTinuous

Description

This command sets the automated OTU error Mode: ON for Max Rate and OFF for Rate.

At *RST condition, this value is set to OFF.

Navigation Path: Results > Alarms/Errors > Injection > OTUn > Error > Mode

NOTE: For OTU[1..n], use OTU200 for OTUC, OTU300 for OTUCn.

Syntax

:SOURce:DATA:TELecom:OTN:ERRor:OTU[1..n]:AUTomated:CONTinuous <wsp><Mode>

Parameter(s)

Mode:

The program data syntax for the first parameter is defined as a <BOOLEAN PROGRAM DATA> element.

Sets the automated error Mode:

ON: Max Rate

OFF: Rate

Response Syntax

<Amount>

Example(s)

SOUR:DATA:TEL:OTN:ERR:OTU3:AUT:CONT ON

SOUR:DATA:TEL:OTN:ERR:OTU3:AUT:CONT?

Returns: 1

See Also

SOURce:DATA:TELecom:OTN:ERRor:ODU[1..n]:AUTomated:CONTinuous

SOURce:DATA:TELecom:OTN:ERRor:ODU[1..n]:AUTomated:CONTinuous?

:SOURce:DATA:TELecom:OTN:ERRor:OTU[1..n]:AUTomated:CONTinuous?

Description

This query returns the automated OTU error Mode: ON for Max Rate and OFF for Rate.

At *RST condition, this value is set to OFF.

Navigation Path: Results > Alarms/Errors > Injection > OTUn > Error > Mode

NOTE: For OTU[1..n], use OTU200 for OTUC, OTU300 for OTUCn.

Syntax

:SOURce:DATA:TELecom:OTN:ERRor:OTU[1..n]:AUTomated:CONTinuous?

Response Syntax

<Mode>

Response(s)

Mode:

The response data syntax for the first parameter is defined as a <BOOLEAN RESPONSE DATA> element.

Returns the automated error Mode:

1: Max Rate

0: Rate

Example(s)

SOUR:DATA:TEL:OTN:ERR:OTU3:AUT:CONT ON

SOUR:DATA:TEL:OTN:ERR:OTU3:AUT:CONT?

Returns: 1

See Also

SOURce:DATA:TELecom:OTN:ERRor:ODU[1..n]:AUTomated:CONTinuous

SOURce:DATA:TELecom:OTN:ERRor:ODU[1..n]:AUTomated:CONTinuous?

:SOURce:DATA:TELecom:OTN:ERRor:OTU[1..n]:AUTomated:RATE

Description

This command sets the automated OTU error Rate to be injected.

At *RST condition, this value is set to device-dependent.

Navigation Path: Results > Alarms/Errors > Injection > OTUn > Error > Rate > Rate

Syntax

:SOURce:DATA:TELecom:OTN:ERRor:OTU[1..n]:AUTomated:RATE <wsp><Rate>

Parameter(s)

Rate:

The program data syntax for the first parameter is defined as a <DECIMAL NUMERIC PROGRAM DATA> element.

Sets the rate of error to be injected.

MAXimum: Biggest supported rate

MINimum: Smallest supported rate

Response Syntax

<Mode>

Example(s)

SOUR:DATA:TEL:OTN:ERR:OTU3:AUT:RATE MIN

SOUR:DATA:TEL:OTN:ERR:OTU3:AUT:RATE?

See Also

SOURce:DATA:TELecom:OTN:ERRor:ODU[1..n]:AUTomated:RATE

SOURce:DATA:TELecom:OTN:ERRor:ODU[1..n]:AUTomated:RATE?

:SOURce:DATA:TELecom:OTN:ERRor:OTU[1..n]:AUTomated:RATE?

Description

This query returns the automated OTU error Rate to be injected.

At *RST condition, this value is set to device-dependent.

Navigation Path: Results > Alarms/Errors > Injection > OTUn > Error > Rate > Rate

Syntax

:SOURce:DATA:TELecom:OTN:ERRor:OTU[1..n]:AUTomated:RATE?[<wsp><Value>]

Parameter(s)

Value:

The program data syntax for the first parameter is defined as a <CHARACTER PROGRAM DATA> element.

This parameter is optional. If no token is specified, the current injection rate is returned.

MAXimum: Biggest supported value

MINimum: Smallest supported value

Response Syntax

<Rate>

Response(s)

Rate:

The response data syntax for the first parameter is defined as a <NR3 NUMERIC RESPONSE DATA> element.

Returns the rate of error to be injected.

Example(s)

SOUR:DATA:TEL:OTN:ERR:OTU3:AUT:RATE MIN

SOUR:DATA:TEL:OTN:ERR:OTU3:AUT:RATE?

See Also

SOURce:DATA:TELecom:OTN:ERRor:ODU[1..n]:AUTomated:RATE

SOURce:DATA:TELecom:OTN:ERRor:ODU[1..n]:AUTomated:RATE?

:SOURce:DATA:TELecom:OTN:ERRor:OTU[1..n]:AUTomated:TYPE

Description

This command selects the automated OTU error Defect to be injected.

At *RST condition, this value is set to OBIP8.

Navigation Path: Results > Alarms/Errors > Injection > OTUn > Error > Rate/Max Rate > Defect

Syntax

:SOURce:DATA:TELecom:OTN:ERRor:OTU[1..n]:AUTomated:TYPE <wsp><Error>

Parameter(s)

Error:

The program data syntax for the first parameter is defined as a <CHARACTER PROGRAM DATA> element.

Selects the error to be injected:

FAS

MFAS

OBEI: OTU - BEI

OBIP8: OTU - BIP-8

Response Syntax

<Rate>

Example(s)

SOUR:DATA:TEL:OTN:ERR:OTU3:AUT:TYPE OBIP8

SOUR:DATA:TEL:OTN:ERR:OTU3:AUT:TYPE?

Returns: OBIP8

See Also

SOURce:DATA:TELecom:OTN:ERRor:ODU[1..n]:AUTomated:TYPE

SOURce:DATA:TELecom:OTN:ERRor:ODU[1..n]:AUTomated:TYPE?

:SOURce:DATA:TELecom:OTN:ERRor:OTU[1..n]:AUTomated:TYPE?

Description

This query returns the automated OTU error Defect to be injected.

At *RST condition, this value is set to OBIP8.

Navigation Path: Results > Alarms/Errors > Injection > OTUn > Error > Rate/Max Rate > Defect

Syntax

:SOURce:DATA:TELecom:OTN:ERRor:OTU[1..n]:AUTomated:TYPE?

Response Syntax

<Error>

Response(s)

Error:

The response data syntax for the first parameter is defined as a <CHARACTER RESPONSE DATA> element.

Returns the error to be injected:

FAS

MFAS

OBEI: OTU - BEI

OBIP8: OTU - BIP-8

Example(s)

SOUR:DATA:TEL:OTN:ERR:OTU3:AUT:TYPE OBIP8

SOUR:DATA:TEL:OTN:ERR:OTU3:AUT:TYPE?

Returns: OBIP8

See Also

SOURce:DATA:TELecom:OTN:ERRor:ODU[1..n]:AUTomated:TYPE

SOURce:DATA:TELecom:OTN:ERRor:ODU[1..n]:AUTomated:TYPE?

:SOURce:DATA:TELecom:OTN:ERRor:OTU[1..n]:AUTomated?

Description

This query returns the enable/disable status of the Rate/Max Rate OTU error injection.

At *RST condition, this value is set to OFF.

Navigation Path: Results > Alarms/Errors > Injection > OTUn > Error > Rate/Max Rate > Inject

Syntax

:SOURce:DATA:TELecom:OTN:ERRor:OTU[1..n]:AUTomated?

Response Syntax

<Set>

Response(s)

Set:

The response data syntax for the first parameter is defined as a <BOOLEAN RESPONSE DATA> element.

Returns the enable/disable injection status:

1: Enabled

0: Disabled

Example(s)

SOUR:DATA:TEL:OTN:ERR:OTU3:AUT ON

SOUR:DATA:TEL:OTN:ERR:OTU3:AUT?

Returns: 1

See Also

SOURce:DATA:TELecom:OTN:ERRor:ODU[1..n]:AUTomated

:SOURce:DATA:TELecom:OTN:ERRor:OTU[1..n]:E[1..n]:AMOunt

Description

This command sets the manual OTU1e/2e/3e1/3e2 error Amount to be injected.

At *RST condition, this value is set to 1.

Navigation Path: Results > Alarms/Errors > Injection > OTU1e/2e/3e1/3e2 > Error > Manual > Amount

NOTE: For :E[1..n]:, use :E: for OTU1e/2e.

Syntax

:SOURce:DATA:TELecom:OTN:ERRor:OTU[1..n]:E[1..n]:AMOunt <wsp><Amount>

Parameter(s)

Amount:

The program data syntax for the first parameter is defined as a <DECIMAL NUMERIC PROGRAM DATA> element.

Sets the amount of error to be injected. Choices are 1 through 50.

MAXimum: Biggest supported value.

MINimum: Smallest supported value.

DEFault: Default value.

Response Syntax

<Set>

Example(s)

SOUR:DATA:TEL:OTN:ERR:OTU3:E1:MAN:TYPE OBIP8

SOUR:DATA:TEL:OTN:ERR:OTU3:E1:AMO 15

SOUR:DATA:TEL:OTN:ERR:OTU3:E1:AMO?

Returns: 15

See Also

SOURce:DATA:TELecom:OTN:ERRor:OTU[1..n]:E[1..n]:MANual:TYPE

SOURce:DATA:TELecom:OTN:ERRor:OTU[1..n]:E[1..n]:AMOunt?

:SOURce:DATA:TELecom:OTN:ERRor:OTU[1..n]:E[1..n]:AMOunt?

Description

This query returns the manual OTU1e/2e/3e1/3e2 error Amount to be injected.

At *RST condition, this value is set to 1.

Navigation Path: Results > Alarms/Errors > Injection > OTU1e/2e/3e1/3e2 > Error > Manual > Amount

NOTE: For :E[1..n]:, use :E: for OTU1e/2e.

Syntax

:SOURce:DATA:TELecom:OTN:ERRor:OTU[1..n]:E[1..n]:AMOunt?[<wsp><Value>]

Parameter(s)

Value:

The program data syntax for the first parameter is defined as a <CHARACTER PROGRAM DATA> element.

This parameter is optional. If no token is specified, the current amount is returned.

MAXimum: Biggest supported value.

MINimum: Smallest supported value.

DEFault: Default value.

Response Syntax

<Amount>

Response(s)

Amount:

The response data syntax for the first parameter is defined as a <NR1 NUMERIC RESPONSE DATA> element.

Returns the amount of error to be injected.

Example(s)

SOUR:DATA:TEL:OTN:ERR:OTU3:E1:MAN:TYPE OBIP8

SOUR:DATA:TEL:OTN:ERR:OTU3:E1:AMO 15

SOUR:DATA:TEL:OTN:ERR:OTU3:E1:AMO?

Returns: 15

See Also

SOURce:DATA:TELecom:OTN:ERRor:OTU[1..n]:E[1..n]:MANual:TYPE

SOURce:DATA:TELecom:OTN:ERRor:OTU[1..n]:E[1..n]:AMOunt

:SOURce:DATA:TELecom:OTN:ERRor:OTU[1..n]:E[1..n]:AUTomated

Description

This command enables/disables the Rate/Max Rate OTU1e/2e/3e1/3e2 error injection.

At *RST condition, this value is set to OFF.

Navigation Path: Results > Alarms/Errors > Injection > OTU1e/2e/3e1/3e2 > Error > Rate/Max Rate > Inject

NOTE: For :E[1..n]:, use :E: for OTU1e/2e.

Syntax

:SOURce:DATA:TELecom:OTN:ERRor:OTU[1..n]:E[1..n]:AUTomated <wsp><Inject>

Parameter(s)

Inject:

The program data syntax for the first parameter is defined as a <BOOLEAN PROGRAM DATA> element.

Starts/stops the automated Rate/Max Rate error Injection.

ON: Enables error injection.

OFF: Disables error injection.

Response Syntax

<Amount>

Example(s)

SOUR:DATA:TEL:OTN:ERR:OTU3:E1:AUT:TYPE OBIP8

SOUR:DATA:TEL:OTN:ERR:OTU3:E1:AUT:RATE 1.0E-09

SOUR:DATA:TEL:OTN:ERR:OTU3:E1:AUT ON

SOUR:DATA:TEL:OTN:ERR:OTU3:E1:AUT?

Returns: 1

See Also

SOURce:DATA:TELecom:OTN:ERRor:OTU[1..n]:E[1..n]:AUTomated:TYPE

SOURce:DATA:TELecom:OTN:ERRor:OTU[1..n]:E[1..n]:AUTomated:RATE

SOURce:DATA:TELecom:OTN:ERRor:OTU[1..n]:E[1..n]:AUTomated?

:SOURce:DATA:TELecom:OTN:ERRor:OTU[1..n]:E[1..n]:AUTomated:CONTinuous

Description

This command sets the automated OTU1e/2e/3e1/3e2 error Mode: ON for Max Rate and OFF for Rate.

At *RST condition, this value is set to OFF.

Navigation Path: Results > Alarms/Errors > Injection > OTU1e/2e/3e1/3e2 > Error > Mode

NOTE: For :E[1..n]:, use :E: for OTU1e/2e.

This query returns the automated OTU1e/2e/3e1/3e2 error Mode: ON for Max Rate and OFF for Rate.

Returns the automated error Mode:

1: Max Rate

0: Rate

Syntax

:SOURce:DATA:TELecom:OTN:ERRor:OTU[1..n]:E[1..n]:AUTomated:CONTinuous <wsp><Mode>

Parameter(s)

Mode:

The program data syntax for the first parameter is defined as a <BOOLEAN PROGRAM DATA> element.

Sets the automated error Mode:

ON: Max Rate

OFF: Rate

Response Syntax

<Amount>

Example(s)

SOUR:DATA:TEL:OTN:ERR:OTU3:E1:AUT:TYPE OBIP8

SOUR:DATA:TEL:OTN:ERR:OTU3:E1:AUT:CONT ON

SOUR:DATA:TEL:OTN:ERR:OTU3:E1:AUT:CONT?

Returns: 1

See Also

SOURce:DATA:TELecom:OTN:ERRor:OTU[1..n]:E[1..n]:AUTomated:TYPE

SOURce:DATA:TELecom:OTN:ERRor:OTU[1..n]:E[1..n]:AUTomated

SOURce:DATA:TELecom:OTN:ERRor:OTU[1..n]:E[1..n]:AUTomated:CONTinuous?

:SOURce:DATA:TELecom:OTN:ERRor:OTU[1..n]:E[1..n]:AUTomated:CONTinuous?

Description

This query returns the automated OTU1e/2e/3e1/3e2 error Mode: ON for Max Rate and OFF for Rate.

At *RST condition, this value is set to OFF.

Navigation Path: Results > Alarms/Errors > Injection > OTU1e/2e/3e1/3e2 > Error > Mode

NOTE: For :E[1..n]:, use :E: for OTU1e/2e.

Syntax

:SOURce:DATA:TELecom:OTN:ERRor:OTU[1..n]:E[1..n]:AUTomated:CONTinuous?

Response Syntax

<Mode>

Response(s)

Mode:

The response data syntax for the first parameter is defined as a <BOOLEAN RESPONSE DATA> element.

Returns the automated error Mode:

1: Max Rate

0: Rate

Example(s)

SOUR:DATA:TEL:OTN:ERR:OTU3:E1:AUT:TYPE OBIP8

SOUR:DATA:TEL:OTN:ERR:OTU3:E1:AUT:CONT ON

SOUR:DATA:TEL:OTN:ERR:OTU3:E1:AUT:CONT?

Returns: 1

See Also

SOURce:DATA:TELecom:OTN:ERRor:OTU[1..n]:E[1..n]:AUTomated:TYPE

SOURce:DATA:TELecom:OTN:ERRor:OTU[1..n]:E[1..n]:AUTomated

SOURce:DATA:TELecom:OTN:ERRor:OTU[1..n]:E[1..n]:AUTomated:CONTinuous

:SOURce:DATA:TELecom:OTN:ERRor:OTU[1..n]:E[1..n]:AUTomated:RATE

Description

This command sets the automated OTU1e/2e/3e1/3e2 error Rate to be injected.

At *RST condition, this value is device dependent.

Navigation Path: Results > Alarms/Errors > Injection > OTU1e/2e/3e1/3e2 > Error > Rate > Rate

NOTE: For :E[1..n]:, use :E: for OTU1e/2e.

Syntax

:SOURce:DATA:TELecom:OTN:ERRor:OTU[1..n]:E[1..n]:AUTomated:RATE <wsp><Rate>

Parameter(s)

Rate:

The program data syntax for the first parameter is defined as a <DECIMAL NUMERIC PROGRAM DATA> element.

Sets the rate of error to be injected. Choices are 1.0E-09 through 6.5E-05.

MAXimum: Biggest supported rate

MINimum: Smallest supported rate

Response Syntax

<Mode>

Example(s)

SOUR:DATA:TEL:OTN:ERR:OTU3:E1:AUT:TYPE OBIP8

SOUR:DATA:TEL:OTN:ERR:OTU3:E1:AUT:RATE 1.0E-09

SOUR:DATA:TEL:OTN:ERR:OTU3:E1:AUT:RATE?

Returns: 1.0E-09

See Also

SOURce:DATA:TELecom:OTN:ERRor:OTU[1..n]:E[1..n]:AUTomated:TYPE

SOURce:DATA:TELecom:OTN:ERRor:OTU[1..n]:E[1..n]:AUTomated:RATE?

SOURce:DATA:TELecom:OTN:ERRor:OTU[1..n]:E[1..n]:AUTomated

:SOURce:DATA:TELecom:OTN:ERRor:OTU[1..n]:E[1..n]:AUTomated:RATE?

Description

This query returns the automated OTU1e/2e/3e1/3e2 error Rate to be injected.

At *RST condition, this value is device dependent.

Navigation Path: Results > Alarms/Errors > Injection > OTU1e/2e/3e1/3e2 > Error > Rate > Rate

NOTE: For :E[1..n]:, use :E: for OTU1e/2e.

Syntax

:SOURce:DATA:TELecom:OTN:ERRor:OTU[1..n]:E[1..n]:AUTomated:RATE?[<wsp><Value>]

Parameter(s)

Value:

The program data syntax for the first parameter is defined as a <CHARACTER PROGRAM DATA> element.

This parameter is optional. If no token is specified, the current injection rate is returned.

MAXimum: Biggest supported value

MINimum: Smallest supported value

Response Syntax

<Rate>

Response(s)

Rate:

The response data syntax for the first parameter is defined as a <NR3 NUMERIC RESPONSE DATA> element.

Returns the rate of error to be injected.

Example(s)

SOUR:DATA:TEL:OTN:ERR:OTU3:E1:AUT:TYPE OBIP8

SOUR:DATA:TEL:OTN:ERR:OTU3:E1:AUT:RATE 1.0E-09

SOUR:DATA:TEL:OTN:ERR:OTU3:E1:AUT:RATE?

Returns: 1.0E-09

See Also

SOURce:DATA:TELecom:OTN:ERRor:OTU[1..n]:E[1..n]:AUTomated:TYPE

SOURce:DATA:TELecom:OTN:ERRor:OTU[1..n]:E[1..n]:AUTomated:RATE

SOURce:DATA:TELecom:OTN:ERRor:OTU[1..n]:E[1..n]:AUTomated

:SOURce:DATA:TELecom:OTN:ERRor:OTU[1..n]:E[1..n]:AUTomated:TYPE

Description

This command selects the automated OTU1e/2e/3e1/3e2 error Defect to be injected.

At *RST condition, this value is set to OBIP8.

Navigation Path: Results > Alarms/Errors > Injection > OTU1e/2e/3e1/3e2 > Error > Rate/Max Rate > Defect

NOTE: For :E[1..n]:, use :E: for OTU1e/2e.

Syntax

:SOURce:DATA:TELecom:OTN:ERRor:OTU[1..n]:E[1..n]:AUTomated:TYPE <wsp><Error>

Parameter(s)

Error:

The program data syntax for the first parameter is defined as a <CHARACTER PROGRAM DATA> element.

Selects the error to be injected:

FAS1: FAS

MFAS

OBEI: BEI

OBIP8: BIP-8

Response Syntax

<Rate>

Example(s)

SOUR:DATA:TEL:OTN:ERR:OTU3:E1:AUT:TYPE OBIP8

SOUR:DATA:TEL:OTN:ERR:OTU3:E1:AUT:TYPE?

Returns: OBIP8

See Also

SOURce:DATA:TELecom:OTN:ERRor:OTU[1..n]:E[1..n]:AUTomated:TYPE?

SOURce:DATA:TELecom:OTN:ERRor:OTU[1..n]:E[1..n]:AUTomated:RATE

SOURce:DATA:TELecom:OTN:ERRor:OTU[1..n]:E[1..n]:AUTomated

:SOURce:DATA:TELecom:OTN:ERRor:OTU[1..n]:E[1..n]:AUTomated:TYPE?

Description

This query returns the automated OTU1e/2e/3e1/3e2 error Defect to be injected.

At *RST condition, this value is set to OBIP8.

Navigation Path: Results > Alarms/Errors > Injection > OTU1e/2e/3e1/3e2 > Error > Rate/Max Rate > Defect

NOTE: For :E[1..n]:, use :E: for OTU1e/2e.

Syntax

:SOURce:DATA:TELecom:OTN:ERRor:OTU[1..n]:E[1..n]:AUTomated:TYPE?

Response Syntax

<Error>

Response(s)

Error:

The response data syntax for the first parameter is defined as a <CHARACTER RESPONSE DATA> element.

Returns the error to be injected:

FAS1: FAS

MFAS

OBEI: BEI

OBIP8: BIP-8

Example(s)

SOUR:DATA:TEL:OTN:ERR:OTU3:E1:AUT:TYPE OBIP8

SOUR:DATA:TEL:OTN:ERR:OTU3:E1:AUT:TYPE?

Returns: OBIP8

See Also

SOURce:DATA:TELecom:OTN:ERRor:OTU[1..n]:E[1..n]:AUTomated:TYPE

SOURce:DATA:TELecom:OTN:ERRor:OTU[1..n]:E[1..n]:AUTomated:RATE

SOURce:DATA:TELecom:OTN:ERRor:OTU[1..n]:E[1..n]:AUTomated

:SOURce:DATA:TELecom:OTN:ERRor:OTU[1..n]:E[1..n]:AUTomated?

Description	This query returns the enable/disable status of the Rate/Max Rate OTU1e/2e/3e1/3e2 error injection. At *RST condition, this value is set to OFF. Navigation Path: Results > Alarms/Errors > Injection > OTU1e/2e/3e1/3e2 > Error > Rate/Max Rate > Inject NOTE: For :E[1..n]:, use :E: for OTU1e/2e.
Syntax	:SOURce:DATA:TELecom:OTN:ERRor:OTU[1..n]:E[1..n]:AUTomated?
Response Syntax	<Inject>
Response(s)	**Inject**: The response data syntax for the first parameter is defined as a <BOOLEAN RESPONSE DATA> element. Returns the enable/disable injection status: 1: Enabled 0: Disabled
Example(s)	SOUR:DATA:TEL:OTN:ERR:OTU3:E1:AUT:TYPE OBIP8 SOUR:DATA:TEL:OTN:ERR:OTU3:E1:AUT:RATE 1.0E-09 SOUR:DATA:TEL:OTN:ERR:OTU3:E1:AUT ON SOUR:DATA:TEL:OTN:ERR:OTU3:E1:AUT? Returns: 1
See Also	SOURce:DATA:TELecom:OTN:ERRor:OTU[1..n]:E[1..n]:AUTomated:TYPE SOURce:DATA:TELecom:OTN:ERRor:OTU[1..n]:E[1..n]:AUTomated:RATE SOURce:DATA:TELecom:OTN:ERRor:OTU[1..n]:E[1..n]:AUTomated

:SOURce:DATA:TELecom:OTN:ERRor:OTU[1..n]:E[1..n]:INJect

Description

This command enables/disables the manual OTU1e/2e/3e1/3e2 error injection.

This command is an event and has no associated *RST condition or query form.

Navigation Path: Results > Alarms/Errors > Injection > OTU1e/2e/3e1/3e2 > Error > Manual > Inject

NOTE: For :E[1..n]:, use :E: for OTU1e/2e.

Syntax

:SOURce:DATA:TELecom:OTN:ERRor:OTU[1..n]:E[1..n]:INJect

Response Syntax

<Inject>

Example(s)

SOUR:DATA:TEL:OTN:ERR:OTU3:E1:MAN:TYPE OBIP8

SOUR:DATA:TEL:OTN:ERR:OTU3:E1:AMO 15

SOUR:DATA:TEL:OTN:ERR:OTU3:E1:INJ

See Also

SOURce:DATA:TELecom:OTN:ERRor:OTU[1..n]:E[1..n]:MANual:TYPE

SOURce:DATA:TELecom:OTN:ERRor:OTU[1..n]:E[1..n]:AMOunt

:SOURce:DATA:TELecom:OTN:ERRor:OTU[1..n]:E[1..n]:MANual:TYPE

Description	This command selects the manual OTU1e/2e/3e1/3e2 error Defect to be injected. At *RST condition, this value is set to OBIP8. Navigation Path: Results > Alarms/Errors > Injection > OTU1e/2e/3e1/3e2 > Error > Manual > Defect NOTE: For :E[1..n]:, use :E: for OTU1e/2e.
Syntax	:SOURce:DATA:TELecom:OTN:ERRor:OTU[1..n]:E[1..n]:MANual:TYPE <wsp><Error>
Parameter(s)	**Error**: The program data syntax for the first parameter is defined as a <CHARACTER PROGRAM DATA> element. Selects the error to be injected: FAS1: FAS MFAS OBEI: BEI OBIP8: BIP-8
Response Syntax	<Inject>
Example(s)	SOUR:DATA:TEL:OTN:ERR:OTU3:E1:MAN:TYPE OBIP8 SOUR:DATA:TEL:OTN:ERR:OTU3:E1:MAN:TYPE? Returns: OBIP8
See Also	SOURce:DATA:TELecom:OTN:ERRor:OTU[1..n]:E[1..n]:MANual:TYPE?

:SOURce:DATA:TELecom:OTN:ERRor:OTU[1..n]:E[1..n]:MANual:TYPE?

Description

This query returns the manual OTU1e/2e/3e1/3e2 error Defect to be injected.

At *RST condition, this value is set to OBIP8.

Navigation Path: Results > Alarms/Errors > Injection > OTU1e/2e/3e1/3e2 > Error > Manual > Defect

NOTE: For :E[1..n]:, use :E: for OTU1e/2e.

Syntax

:SOURce:DATA:TELecom:OTN:ERRor:OTU[1..n]:E[1..n]:MANual:TYPE?

Response Syntax

<Error>

Response(s)

Error:

The response data syntax for the first parameter is defined as a <CHARACTER RESPONSE DATA> element.

Returns the error to be injected:

FAS1: FAS

MFAS

OBEI: BEI

OBIP8: BIP-8

Example(s)

SOUR:DATA:TEL:OTN:ERR:OTU3:E1:MAN:TYPE OBIP8

SOUR:DATA:TEL:OTN:ERR:OTU3:E1:MAN:TYPE?

Returns: OBIP8

See Also

SOURce:DATA:TELecom:OTN:ERRor:OTU[1..n]:E[1..n]:MANual:TYPE

:SOURce:DATA:TELecom:OTN:ERRor:OTU[1..n]:F:AMOunt

Description

This command sets the manual ODU1f/2f TCM error Amount to be injected.

At *RST condition, this value is set to 1.

Navigation Path: Results > Alarms/Errors > Injection > ODU1f/2f TCM > Error > Manual > Amount

Syntax

:SOURce:DATA:TELecom:OTN:ERRor:OTU[1..n]:F:AMOunt <wsp><Amount>

Parameter(s)

Amount:

The program data syntax for the first parameter is defined as a <DECIMAL NUMERIC PROGRAM DATA> element.

Sets the amount of error to be injected. Choices are 1 through 50.

MAXimum: Biggest supported value.

MINimum: Smallest supported value.

DEFault: Default value.

Response Syntax

<Error>

Example(s)

SOUR:DATA:TEL:OTN:ERR:OTU1:F:MAN:TYPE OBIP8

SOUR:DATA:TEL:OTN:ERR:OTU1:F:AMO 15

SOUR:DATA:TEL:OTN:ERR:OTU1:F:AMO?

Returns: 15

See Also

SOURce:DATA:TELecom:OTN:ERRor:OTU[1..n]:E[1..n]:MANual:TYPE

SOURce:DATA:TELecom:OTN:ERRor:OTU[1..n]:E[1..n]:AMOunt?

:SOURce:DATA:TELecom:OTN:ERRor:OTU[1..n]:F:AMOunt?

Description

This query returns the manual OTU1f/2f error Amount to be injected.

At *RST condition, this value is set to 1.

Navigation Path: Results > Alarms/Errors > Injection > OTU1f/2f > Error > Manual > Amount

Syntax

:SOURce:DATA:TELecom:OTN:ERRor:OTU[1..n]:F:AMOunt?[<wsp><Value>]

Parameter(s)

Value:

The program data syntax for the first parameter is defined as a <CHARACTER PROGRAM DATA> element.

This parameter is optional. If no token is specified, the current amount is returned.

MAXimum: Biggest supported value.

MINimum: Smallest supported value.

DEFault: Default value.

Response Syntax

<Amount>

Response(s)

Amount:

The response data syntax for the first parameter is defined as a <NR1 NUMERIC RESPONSE DATA> element.

Returns the amount of error to be injected.

Example(s)

SOUR:DATA:TEL:OTN:ERR:OTU1:F:MAN:TYPE OBIP8

SOUR:DATA:TEL:OTN:ERR:OTU1:F:AMO 15

SOUR:DATA:TEL:OTN:ERR:OTU1:F:AMO?

Returns: 15

See Also

SOURce:DATA:TELecom:OTN:ERRor:OTU[1..n]:E[1..n]:MANual:TYPE

SOURce:DATA:TELecom:OTN:ERRor:OTU[1..n]:E[1..n]:AMOunt

:SOURce:DATA:TELecom:OTN:ERRor:OTU[1..n]:F:AUTomated

Description

This command enables/disables the Rate/Max Rate OTU1f/2f error injection.

At *RST condition, this value is set to OFF.

Navigation Path: Results > Alarms/Errors > Injection > OTU1f/2f > Error > Rate/Max Rate > Inject

Syntax

:SOURce:DATA:TELecom:OTN:ERRor:OTU[1..n]:F:AUTomated <wsp><Inject>

Parameter(s)

Inject:

The program data syntax for the first parameter is defined as a <BOOLEAN PROGRAM DATA> element.

Starts/stops the automated Rate/Max Rate error Injection.

ON: Enables error injection.

OFF: Disables error injection.

Response Syntax

<Amount>

Example(s)

SOUR:DATA:TEL:OTN:ERR:OTU1:F:AUT ON

SOUR:DATA:TEL:OTN:ERR:OTU1:F:AUT?

Returns: 1

See Also

SOURce:DATA:TELecom:OTN:ERRor:OTU[1..n]:E[1..n]:AUTomated:TYPE

SOURce:DATA:TELecom:OTN:ERRor:OTU[1..n]:E[1..n]:AUTomated:RATE

SOURce:DATA:TELecom:OTN:ERRor:OTU[1..n]:E[1..n]:AUTomated?

:SOURce:DATA:TELecom:OTN:ERRor:OTU[1..n]:F:AUTomated:CONTinuous

Description

This command sets the automated OTU1f/2f error Mode: ON for Max Rate and OFF for Rate.

At *RST condition, this value is set to OFF.

Navigation Path: Results > Alarms/Errors > Injection > OTU1f/2f > Error > Mode

Syntax

:SOURce:DATA:TELecom:OTN:ERRor:OTU[1..n]:F:AUTomated:CONTinuous <wsp><Set>

Parameter(s)

Set:

The program data syntax for the first parameter is defined as a <BOOLEAN PROGRAM DATA> element.

Sets the automated error Mode:

ON: Max Rate

OFF: Rate

Response Syntax

<Amount>

Example(s)

SOUR:DATA:TEL:OTN:ERR:OTU1:F:AUT:TYPE OBIP8

SOUR:DATA:TEL:OTN:ERR:OTU1:F:AUT:CONT ON

SOUR:DATA:TEL:OTN:ERR:OTU1:F:AUT:CONT?

Returns: 1

See Also

SOURce:DATA:TELecom:OTN:ERRor:OTU[1..n]:E[1..n]:AUTomated:TYPE

SOURce:DATA:TELecom:OTN:ERRor:OTU[1..n]:E[1..n]:AUTomated

SOURce:DATA:TELecom:OTN:ERRor:OTU[1..n]:E[1..n]:AUTomated:CONTinuous?

:SOURce:DATA:TELecom:OTN:ERRor:OTU[1..n]:F:AUTomated:CONTinuous?

Description	This query returns the automated OTU1f/2f error Mode: ON for Max Rate and OFF for Rate. At *RST condition, this value is set to OFF. Navigation Path: Results > Alarms/Errors > Injection > OTU1f/2f > Error > Mode
Syntax	:SOURce:DATA:TELecom:OTN:ERRor:OTU[1..n]:F:AUTomated:CONTinuous?
Response Syntax	<Set>
Response(s)	**Set**: The response data syntax for the first parameter is defined as a <BOOLEAN RESPONSE DATA> element. Returns the automated error Mode: 1: Max Rate 0: Rate
Example(s)	SOUR:DATA:TEL:OTN:ERR:OTU1:F:AUT:TYPE OBIP8 SOUR:DATA:TEL:OTN:ERR:OTU1:F:AUT:CONT ON SOUR:DATA:TEL:OTN:ERR:OTU1:F:AUT:CONT? Returns: 1
See Also	SOURce:DATA:TELecom:OTN:ERRor:OTU[1..n]:E[1..n]:AUTomated:TYPE SOURce:DATA:TELecom:OTN:ERRor:OTU[1..n]:E[1..n]:AUTomated SOURce:DATA:TELecom:OTN:ERRor:OTU[1..n]:E[1..n]:AUTomated:CONTinuous

:SOURce:DATA:TELecom:OTN:ERRor:OTU[1..n]:F:AUTomated:RATE

Description

This command sets the automated OTU1f/2f error Rate to be injected.

At *RST condition, this value is set to 6.5E-05.

Navigation Path: Results > Alarms/Errors > Injection > OTU1f/2f > Error > Rate > Rate

Syntax

:SOURce:DATA:TELecom:OTN:ERRor:OTU[1..n]:F:AUTomated:RATE <wsp><Rate>

Parameter(s)

Rate:

The program data syntax for the first parameter is defined as a <DECIMAL NUMERIC PROGRAM DATA> element.

Sets the rate of error to be injected. Choices are 1.0E-09 through 6.5E-05.

MAXimum: Biggest supported value

MINimum: Smallest supported value

Response Syntax

<Set>

Example(s)

SOUR:DATA:TEL:OTN:ERR:OTU1:F:AUT:TYPE OBIP8

SOUR:DATA:TEL:OTN:ERR:OTU1:F:AUT:RATE 1.0E-09

SOUR:DATA:TEL:OTN:ERR:OTU1:F:AUT:RATE?

Returns: 1.0E-09

See Also

SOURce:DATA:TELecom:OTN:ERRor:OTU[1..n]:E[1..n]:AUTomated:TYPE

SOURce:DATA:TELecom:OTN:ERRor:OTU[1..n]:E[1..n]:AUTomated:RATE?

SOURce:DATA:TELecom:OTN:ERRor:OTU[1..n]:E[1..n]:AUTomated

:SOURce:DATA:TELecom:OTN:ERRor:OTU[1..n]:F:AUTomated:RATE?

Description

This query returns the automated OTU1f/2f error Rate to be injected.

At *RST condition, this value is set to 6.5E-05.

Navigation Path: Results > Alarms/Errors > Injection > OTU1f/2f > Error > Rate > Rate

Syntax

:SOURce:DATA:TELecom:OTN:ERRor:OTU[1..n]:F:AUTomated:RATE?[<wsp><Value>]

Parameter(s)

Value:

The program data syntax for the first parameter is defined as a <CHARACTER PROGRAM DATA> element.

This parameter is optional. If no token is specified, the current injection rate is returned.

MAXimum: Biggest supported value

MINimum: Smallest supported value

Response Syntax

<Rate>

Response(s)

Rate:

The response data syntax for the first parameter is defined as a <NR3 NUMERIC RESPONSE DATA> element.

Returns the rate of error to be injected.

Example(s)

SOUR:DATA:TEL:OTN:ERR:OTU1:F:AUT:TYPE OBIP8

SOUR:DATA:TEL:OTN:ERR:OTU1:F:AUT:RATE 1.0E-09

SOUR:DATA:TEL:OTN:ERR:OTU1:F:AUT:RATE?

Returns: 1.0E-09

See Also

SOURce:DATA:TELecom:OTN:ERRor:OTU[1..n]:E[1..n]:AUTomated:TYPE

SOURce:DATA:TELecom:OTN:ERRor:OTU[1..n]:E[1..n]:AUTomated:RATE

SOURce:DATA:TELecom:OTN:ERRor:OTU[1..n]:E[1..n]:AUTomated

:SOURce:DATA:TELecom:OTN:ERRor:OTU[1..n]:F:AUTomated:TYPE

Description

This command selects the automated OTU1f/2f error Defect to be injected.

At *RST condition, this value is set to OBIP8.

Navigation Path: Results > Alarms/Errors > Injection > OTU1f/2f > Error > Rate/Max Rate > Defect

Syntax

:SOURce:DATA:TELecom:OTN:ERRor:OTU[1..n]:F:AUTomated:TYPE <wsp><Error>

Parameter(s)

Error:

The program data syntax for the first parameter is defined as a <CHARACTER PROGRAM DATA> element.

Selects the error to be injected:

FAS1: FAS

MFAS

OBEI: BEI

OBIP8: BIP-8

Response Syntax

<Rate>

Example(s)

SOUR:DATA:TEL:OTN:ERR:OTU1:F:AUT:TYPE OBIP8

SOUR:DATA:TEL:OTN:ERR:OTU1:F:AUT:TYPE?

Returns: OBIP8

See Also

SOURce:DATA:TELecom:OTN:ERRor:OTU[1..n]:E[1..n]:AUTomated:TYPE?

SOURce:DATA:TELecom:OTN:ERRor:OTU[1..n]:E[1..n]:AUTomated:RATE

SOURce:DATA:TELecom:OTN:ERRor:OTU[1..n]:E[1..n]:AUTomated

:SOURce:DATA:TELecom:OTN:ERRor:OTU[1..n]:F:AUTomated:TYPE?

Description

This query returns the automated OTU1f/2f error Defect to be injected.

At *RST condition, this value is set to OBIP8.

Navigation Path: Results > Alarms/Errors > Injection > OTU1f/2f > Error > Rate/Max Rate > Defect

Syntax

:SOURce:DATA:TELecom:OTN:ERRor:OTU[1..n]:F:AUTomated:TYPE?

Response Syntax

<Error>

Response(s)

Error:

The response data syntax for the first parameter is defined as a <CHARACTER RESPONSE DATA> element.

Returns the error to be injected:

FAS1: FAS

MFAS

OBEI: BEI

OBIP8: BIP-8

Example(s)

SOUR:DATA:TEL:OTN:ERR:OTU1:F:AUT:TYPE OBIP8

SOUR:DATA:TEL:OTN:ERR:OTU1:F:AUT:TYPE?

Returns: OBIP8

See Also

SOURce:DATA:TELecom:OTN:ERRor:OTU[1..n]:E[1..n]:AUTomated:TYPE

SOURce:DATA:TELecom:OTN:ERRor:OTU[1..n]:E[1..n]:AUTomated:RATE

SOURce:DATA:TELecom:OTN:ERRor:OTU[1..n]:E[1..n]:AUTomated

:SOURce:DATA:TELecom:OTN:ERRor:OTU[1..n]:F:AUTomated?

Description

This query returns the enable/disable status of the Rate/Max Rate OTU1f/2f error injection.

At *RST condition, this value is set to OFF.

Navigation Path: Results > Alarms/Errors > Injection > OTU1f/2f > Error > Rate/Max Rate > Inject

Syntax

:SOURce:DATA:TELecom:OTN:ERRor:OTU[1..n]:F:AUTomated?

Response Syntax

<Set>

Response(s)

Set:

The response data syntax for the first parameter is defined as a <BOOLEAN RESPONSE DATA> element.

Returns the enable/disable injection status:

1: Enabled

0: Disabled

Example(s)

SOUR:DATA:TEL:OTN:ERR:OTU1:F:AUT:TYPE OBIP8

SOUR:DATA:TEL:OTN:ERR:OTU1:F:AUT:RATE 1.0E-09

SOUR:DATA:TEL:OTN:ERR:OTU1:F:AUT ON

SOUR:DATA:TEL:OTN:ERR:OTU1:F:AUT?

Returns: 1

See Also

SOURce:DATA:TELecom:OTN:ERRor:OTU[1..n]:E[1..n]:AUTomated:TYPE

SOURce:DATA:TELecom:OTN:ERRor:OTU[1..n]:E[1..n]:AUTomated:RATE

SOURce:DATA:TELecom:OTN:ERRor:OTU[1..n]:E[1..n]:AUTomated

:SOURce:DATA:TELecom:OTN:ERRor:OTU[1..n]:F:INJect

Description	This command enables/disables the manual OTU1f/2f error injection. This command is an event and has no associated *RST condition or query form. Navigation Path: Results > Alarms/Errors > Injection > OTU1f/2f > Error > Manual > Inject
Syntax	:SOURce:DATA:TELecom:OTN:ERRor:OTU[1..n]:F:INJect
Response Syntax	<Set>
Example(s)	SOUR:DATA:TEL:OTN:ERR:OTU1:F:MAN:TYPE OBIP8 SOUR:DATA:TEL:OTN:ERR:OTU1:F:AMO 15 SOUR:DATA:TEL:OTN:ERR:OTU1:F:INJ
See Also	SOURce:DATA:TELecom:OTN:ERRor:OTU[1..n]:E[1..n]:MANual:TYPE SOURce:DATA:TELecom:OTN:ERRor:OTU[1..n]:E[1..n]:AMOunt

:SOURce:DATA:TELecom:OTN:ERRor:OTU[1..n]:F:MANual:TYPE

Description	This command selects the manual OTU1f/2f error Defect to be injected. At *RST condition, this value is set to OBIP8. Navigation Path: Results > Alarms/Errors > Injection > OTU1f/2f > Error > Manual > Defect
Syntax	:SOURce:DATA:TELecom:OTN:ERRor:OTU[1..n]:F:MANual:TYPE <wsp><Error>
Parameter(s)	**Error**: The program data syntax for the first parameter is defined as a <CHARACTER PROGRAM DATA> element. Selects the error to be injected: FAS MFAS OBEI: BEI OBIP8: BIP-8
Response Syntax	<Set>
Example(s)	SOUR:DATA:TEL:OTN:ERR:OTU1:F:MAN:TYPE OBIP8 SOUR:DATA:TEL:OTN:ERR:OTU1:F:MAN:TYPE? Returns: OBIP8
See Also	SOURce:DATA:TELecom:OTN:ERRor:OTU[1..n]:E[1..n]:MANual:TYPE?

:SOURce:DATA:TELecom:OTN:ERRor:OTU[1..n]:F:MANual:TYPE?

Description

This query returns the manual OTU1f/2f error Defect to be injected.

At *RST condition, this value is set to OBIP8.

Navigation Path: Results > Alarms/Errors > Injection > OTU1f/2f > Error > Manual > Defect

Syntax

:SOURce:DATA:TELecom:OTN:ERRor:OTU[1..n]:F:MANual:TYPE?

Response Syntax

<Error>

Response(s)

Error:

The response data syntax for the first parameter is defined as a <CHARACTER RESPONSE DATA> element.

Returns the error to be injected:

FAS

MFAS

OBEI: BEI

OBIP8: BIP-8

Example(s)

SOUR:DATA:TEL:OTN:ERR:OTU1:F:MAN:TYPE OBIP8

SOUR:DATA:TEL:OTN:ERR:OTU1:F:MAN:TYPE?

Returns: OBIP8

See Also

SOURce:DATA:TELecom:OTN:ERRor:OTU[1..n]:E[1..n]:MANual:TYPE

:SOURce:DATA:TELecom:OTN:ERRor:OTU[1..n]:INJect

Description	This command enables/disables the manual OTU error injection. This command is an event and is not associated with an *RST condition or a query form. Navigation Path: Results > Alarms/Errors > Injection > OTUn > Error > Manual > Inject
Syntax	:SOURce:DATA:TELecom:OTN:ERRor:OTU[1..n]:INJect
Response Syntax	<Error>
Example(s)	SOUR:DATA:TEL:OTN:ERR:OTU3:INJ
See Also	SOURce:DATA:TELecom:OTN:ERRor:ODU[1..n]:INJect

:SOURce:DATA:TELecom:OTN:ERRor:OTU[1..n]:MANual:TYPE

Description

This command selects the manual OTU error Defect to be injected.

At *RST condition, this value is set to OBIP8.

Navigation Path: Results > Alarms/Errors > Injection > OTUn > Error > Manual > Defect

This query returns the manual OTU error Defect to be injected.

Returns the error to be injected:

Syntax

:SOURce:DATA:TELecom:OTN:ERRor:OTU[1..n]:MANual:TYPE <wsp><Error>

Parameter(s)

Error:

The program data syntax for the first parameter is defined as a <CHARACTER PROGRAM DATA> element.

Selects the error to be injected:

FAS

MFAS

OBEI: OTU - BEI

OBIP8: OTU - BIP-8

Response Syntax

<Error>

Example(s)

SOUR:DATA:TEL:OTN:ERR:OTU3:MAN:TYPE FAS

SOUR:DATA:TEL:OTN:ERR:OTU3:MAN:TYPE?

Returns: FAS

See Also

SOURce:DATA:TELecom:OTN:ERRor:ODU[1..n]:MANual:TYPE

SOURce:DATA:TELecom:OTN:ERRor:ODU[1..n]:MANual:TYPE?

:SOURce:DATA:TELecom:OTN:ERRor:OTU[1..n]:MANual:TYPE?

Description

This query returns the manual OTU error Defect to be injected.

At *RST condition, this value is set to OBIP8.

Navigation Path: Results > Alarms/Errors > Injection > OTUn > Error > Manual > Defect

Syntax

:SOURce:DATA:TELecom:OTN:ERRor:OTU[1..n]:MANual:TYPE?

Response Syntax

<Error>

Response(s)

Error:

The response data syntax for the first parameter is defined as a <CHARACTER RESPONSE DATA> element.

Returns the error to be injected:

FAS

MFAS

OBEI: OTU - BEI

OBIP8: OTU - BIP-8

Example(s)

SOUR:DATA:TEL:OTN:ERR:OTU3:MAN:TYPE FAS

SOUR:DATA:TEL:OTN:ERR:OTU3:MAN:TYPE?

Returns: FAS

See Also

SOURce:DATA:TELecom:OTN:ERRor:ODU[1..n]:MANual:TYPE

SOURce:DATA:TELecom:OTN:ERRor:ODU[1..n]:MANual:TYPE?

:SOURce:DATA:TELecom:OTN:ERRor:OTU[1..n]:OTUC

Description

This command enables/disables the selection of an OTUC for OTUCn errors injection purposes for FlexO BERT.

At *RST condition, this value is set to OFF.

Navigation Path: Results > Alarms/Errors > Inject > Layer (OTUCn) > OTUC

NOTE: For OTU[1..n], use OTU200 for OTUC

Syntax

:SOURce:DATA:TELecom:OTN:ERRor:OTU[1..n]:OTUC <wsp><OTUC #>, <Set>

Parameter(s)

OTUC #:

The program data syntax for the first parameter is defined as a <DECIMAL NUMERIC PROGRAM DATA> element.

Selects OTUC number

Set:

The program data syntax for the second parameter is defined as a <BOOLEAN PROGRAM DATA> element.

Sets the OTUCn per OTUC status.

ON: Enables the OTUC.

OFF: Disables the OTUC.

Response Syntax

<Error>

Example(s)

SOUR:DATA:TEL:OTN:ERR:OTU200:OTUC 1, ON

See Also

SOURce:DATA:TELecom:OTN:ALARm:OTU[1..n]:OTUC

:SOURce:DATA:TELecom:OTN:ERRor:OTU[1..n]:OTUC:ALL

Description

This command enables/disables the selection of all OTUC for OTUCn errors injection purposes for FlexO BERT.

At *RST condition, this value is set to OFF.

Navigation Path: Results > Alarms/Errors > Inject > Layer (OTUCn) > All OTUC

NOTE: For OTU[1..n], use OTU200 for OTUC

Syntax

:SOURce:DATA:TELecom:OTN:ERRor:OTU[1..n]:OTUC:ALL <wsp><Set>

Parameter(s)

Set:

The program data syntax for the first parameter is defined as a <BOOLEAN PROGRAM DATA> element.

Enables/disables the selection of all OTUC.

ON: Selects all OTUC

OFF: Unselects all OTUC

Response Syntax

<Error>

Example(s)

SOUR:DATA:TEL:OTN:ERR:OTU200:OTUC:ALL ON

See Also

SOURce:DATA:TELecom:OTN:ALARm:OTU[1..n]:OTUC:ALL

:SOURce:DATA:TELecom:OTN:ERRor:OTU[1..n]:OTUC:ALL?

Description

This query returns the enable/disable selection status of all OTUC for OTUCn errors injection purposes for FlexO BERT.

At *RST condition, this value is set to OFF.

Navigation Path: Results > Alarms/Errors > Inject > Layer(OTUCn) > All OTUC

NOTE: For OTU[1..n], use OTU200 for OTUC

Syntax

:SOURce:DATA:TELecom:OTN:ERRor:OTU[1..n]:OTUC:ALL?

Response Syntax

<Set>

Response(s)

Set:

The response data syntax for the first parameter is defined as a <BOOLEAN RESPONSE DATA> element.

Returns the enable/disable selection status of all OTUC.

1: All OTUC are enabled.

0: None or not all OTUC are enabled.

Example(s)

SOUR:DATA:TEL:OTN:ERR:OTU200:OTUC:ALL?

See Also

SOURce:DATA:TELecom:OTN:ALARm:OTU[1..n]:OTUC:ALL?

:SOURce:DATA:TELecom:OTN:ERRor:OTU[1..n]:OTUC?

Description

This query returns the enable/disable selection status of an OTUC for OTUCn errors injection purposes for FlexO BERT.

At *RST condition, this value is set to OFF.

Navigation Path: Results > Alarms/Errors > Inject > Layer (OTUCn) > OTUC

NOTE: For OTU[1..n], use OTU200 for OTUC

Syntax

:SOURce:DATA:TELecom:OTN:ERRor:OTU[1..n]:OTUC? <wsp><OTUC #>

Parameter(s)

OTUC #:

The program data syntax for the first parameter is defined as a <DECIMAL NUMERIC PROGRAM DATA> element.

Selects OTUC number

Response Syntax

<Set>

Response(s)

Set:

The response data syntax for the first parameter is defined as a <BOOLEAN RESPONSE DATA> element.

Returns the OTUC status for OTUC error injection.

1: The OTUC is enabled.

0: The OTUC is disabled.

Example(s)

SOUR:DATA:TEL:OTN:ERR:OTU200:OTUC? 1

See Also

SOURce:DATA:TELecom:OTN:ALARm:OTU[1..n]:OTUC?

:SOURce:DATA:TELecom:OTN:OTL:ALANes

Description

This command enables/disables the selection of all lanes for alarms/errors injection purposes.

At *RST condition, this value is set to OFF.

Navigation Path: Results > Alarms/Errors > Inject > Layer (OTL) > All Lanes

Syntax

:SOURce:DATA:TELecom:OTN:OTL:ALANes <wsp><Set>

Parameter(s)

Set:

The program data syntax for the first parameter is defined as a <BOOLEAN PROGRAM DATA> element.

Enables/disables the selection of all lanes.

ON: Selects all lanes

OFF: Unselects all lanes

Response Syntax

<Set>

Example(s)

SOUR:DATA:TEL:OTN:OTL:ALAN ON

See Also

SOURce:DATA:TELecom:OTN:OTL:LANE

:SOURce:DATA:TELecom:OTN:OTL:ALANes?

Description

This query returns the enable/disable selection status of all lanes for alarms/errors injection purposes.

At *RST condition, this value is set to OFF.

Navigation Path: Results > Alarms/Errors > Inject > Layer (OTL) > All Lanes

Syntax

:SOURce:DATA:TELecom:OTN:OTL:ALANes?

Response Syntax

<Set>

Response(s)

Set:

The response data syntax for the first parameter is defined as a <BOOLEAN RESPONSE DATA> element.

Returns the enable/disable selection status of all lanes.

1: All lanes are enabled.

0: None or not all lanes are enabled.

Example(s)

SOUR:DATA:TEL:OTN:OTL:ALAN?

See Also

SOURce:DATA:TELecom:OTN:OTL:LANE?

:SOURce:DATA:TELecom:OTN:OTL:ALARm

Description

This command enables/disables the continuous OTL alarm injection.

At *RST condition, this value is set to OFF.

Navigation Path: Results > Alarms/Errors > Injection > OTL > Alarm > Continuous > Inject

Syntax

:SOURce:DATA:TELecom:OTN:OTL:ALARm <wsp><Inject>

Parameter(s)

Inject:

The program data syntax for the first parameter is defined as a <BOOLEAN PROGRAM DATA> element.

Starts/stops the continuous alarm Injection.

ON: Enables alarm generation.

OFF: Disables alarm generation.

Response Syntax

<Set>

Example(s)

SOUR:DATA:TEL:OTN:OTL:ALAR ON

See Also

SOURce:DATA:TELecom:OTN:OTL:GLOBal:ALARm

:SOURce:DATA:TELecom:OTN:OTL:ALARm:TYPE

Description

This command selects the continuous OTL alarm Defect to be injected.

At *RST condition, this value is set to LOL.

Navigation Path: Results > Alarms/Errors > Injection > OTL > Alarm > Continuous > Defect

Syntax

:SOURce:DATA:TELecom:OTN:OTL:ALARm:TYPE <wsp><Alarm>

Parameter(s)

Alarm:

The program data syntax for the first parameter is defined as a <CHARACTER PROGRAM DATA> element.

Selects the alarm to be injected:

LOF

LOR

OOF

OOR

Response Syntax

<Set>

Example(s)

SOUR:DATA:TEL:OTN:OTL:ALAR:TYPE LOF

See Also

SOURce:DATA:TELecom:OTN:OTL:GLOBal:ALARm:TYPE

:SOURce:DATA:TELecom:OTN:OTL:ALARm:TYPE?

Description

This query returns the continuous OTL alarm Defect to be injected.

At *RST condition, this value is set to LOL.

Navigation Path: Results > Alarms/Errors > Injection > OTL > Alarm > Continuous > Defect

Syntax

:SOURce:DATA:TELecom:OTN:OTL:ALARm:TYPE?

Response Syntax

<Alarm>

Response(s)

Alarm:

The response data syntax for the first parameter is defined as a <CHARACTER RESPONSE DATA> element.

Returns the alarm to be injected:

LOF

LOR

OOF

OOR

Example(s)

SOUR:DATA:TEL:OTN:OTL:ALAR:TYPE?

See Also

SOURce:DATA:TELecom:OTN:OTL:GLOBal:ALARm:TYPE?

:SOURce:DATA:TELecom:OTN:OTL:ALARm?

Description

This query returns the enable/disable status of the continuous OTL alarm injection.

At *RST condition, this value is set to OFF.

Navigation Path: Results > Alarms/Errors > Injection > OTL > Alarm > Continuous > Inject

Syntax

:SOURce:DATA:TELecom:OTN:OTL:ALARm?

Response Syntax

<Injection>

Response(s)

Injection:

The response data syntax for the first parameter is defined as a <BOOLEAN RESPONSE DATA> element.

Returns the enable/disable injection status.

1: Enabled

0: Disabled

Example(s)

SOUR:DATA:TEL:OTN:OTL:ALAR?

See Also

SOURce:DATA:TELecom:OTN:OTL:GLOBal:ALARm?

:SOURce:DATA:TELecom:OTN:OTL:ERRor:AMOunt

Description

This command sets the manual OTL error Amount to be injected.

At *RST condition, this value is set to 1.

Navigation Path: Results > Alarms/Errors > Injection > OTL > Error > Manual > Amount

Syntax

:SOURce:DATA:TELecom:OTN:OTL:ERRor:AMOunt <wsp><Amount>

Parameter(s)

Amount:

The program data syntax for the first parameter is defined as a <DECIMAL NUMERIC PROGRAM DATA> element.

Sets the amount of error to be injected. Choices are 1 through 50.

MAXimum: Biggest supported value.

MINimum: Smallest supported value.

DEFault: Default value.

Response Syntax

<Injection>

Example(s)

SOUR:DATA:TEL:OTN:OTL:ERR:AMO 1

See Also

SOURce:DATA:TELecom:OTN:ERRor:ODU[1..n]:TCM[1..n]:AMOunt

:SOURce:DATA:TELecom:OTN:OTL:ERRor:AMOunt?

Description

This query returns the manual OTL error Amount to be injected.

At *RST condition, this value is set to 1.

Navigation Path: Results > Alarms/Errors > Injection > OTL > Error > Manual > Amount

Syntax

:SOURce:DATA:TELecom:OTN:OTL:ERRor:AMOunt?[<wsp><Value>]

Parameter(s)

Value:

The program data syntax for the first parameter is defined as a <CHARACTER PROGRAM DATA> element.

This parameter is optional. If no token is specified, the current amount is returned.

MAXimum: Biggest supported value.

MINimum: Smallest supported value.

DEFault: Default value.

Response Syntax

<Amount>

Response(s)

Amount:

The response data syntax for the first parameter is defined as a <NR1 NUMERIC RESPONSE DATA> element.

Returns the amount of error to be injected.

Example(s)

SOUR:DATA:TEL:OTN:OTL:ERR:AMO?

See Also

SOURce:DATA:TELecom:OTN:ERRor:ODU[1..n]:TCM[1..n]:AMOunt?

:SOURce:DATA:TELecom:OTN:OTL:ERRor:AUTomated

Description

This command enables/disables the Rate/Max Rate OTL error injection.

At *RST condition, this value is set to OFF.

Navigation Path: Results > Alarms/Errors > Injection > OTL > Error > Rate/Max Rate > Inject

Syntax

:SOURce:DATA:TELecom:OTN:OTL:ERRor:AUTomated <wsp><Set>

Parameter(s)

Set:

The program data syntax for the first parameter is defined as a <BOOLEAN PROGRAM DATA> element.

Starts/stops the automated Rate/Max Rate error Injection.

ON: Enables error generation.

OFF: Disables error generation.

Response Syntax

<Amount>

Example(s)

SOUR:DATA:TEL:OTN:OTL:ERR:AUT ON

See Also

SOURce:DATA:TELecom:OTN:ERRor:ODU[1..n]:TCM[1..n]:AUTomated

:SOURce:DATA:TELecom:OTN:OTL:ERRor:AUTomated:CONTinuous

Description	This command sets the automated OTL error Mode: ON for Max Rate and OFF for Rate. At *RST condition, this value is set to OFF. Navigation Path: Results > Alarms/Errors > Injection > OTL > Error > Mode
Syntax	:SOURce:DATA:TELecom:OTN:OTL:ERRor:AUTomated:CONTinuous <wsp><Set>
Parameter(s)	**Set**: The program data syntax for the first parameter is defined as a <BOOLEAN PROGRAM DATA> element. Sets the automated error Mode: ON: Max Rate OFF: Rate
Response Syntax	<Amount>
Example(s)	SOUR:DATA:TEL:OTN:OTL:ERR:AUT:CONT ON
See Also	SOURce:DATA:TELecom:OTN:ERRor:ODU[1..n]:AUTomated:TCM[1..n]:CONTinuous

:SOURce:DATA:TELecom:OTN:OTL:ERRor:AUTomated:CONTinuous?

Description	This query returns the automated OTL error Mode: ON for Max Rate and OFF for Rate. At *RST condition, this value is set to OFF. Navigation Path: Results > Alarms/Errors > Injection > OTL > Error > Mode
Syntax	:SOURce:DATA:TELecom:OTN:OTL:ERRor:AUTomated:CONTinuous?
Response Syntax	<Set>
Response(s)	**Set**: The response data syntax for the first parameter is defined as a <BOOLEAN RESPONSE DATA> element. Returns the automated error Mode: 1: Max Rate 0: Rate
Example(s)	SOUR:DATA:TEL:OTN:OTL:ERR:AUT:CONT?
See Also	SOURce:DATA:TELecom:OTN:ERRor:ODU[1..n]:AUTomated:TCM[1..n]:CONTinuous?

:SOURce:DATA:TELecom:OTN:OTL:ERRor:AUTomated:RATE

Description

This command sets the automated OTL error Rate to be injected.

At *RST condition, this value is set to device-dependent.

Navigation Path: Results > Alarms/Errors > Injection > OTL > Error > Rate > Rate

Syntax

:SOURce:DATA:TELecom:OTN:OTL:ERRor:AUTomated:RATE <wsp><Rate>

Parameter(s)

Rate:

The program data syntax for the first parameter is defined as a <DECIMAL NUMERIC PROGRAM DATA> element.

Sets the rate of error to be injected.

MAXimum: Biggest supported value

MINimum: Smallest supported value

DEFault: Default value.

Response Syntax

<Set>

Example(s)

SOUR:DATA:TEL:OTN:OTL:ERR:AUT:RATE 1.0E-09

See Also

SOURce:DATA:TELecom:OTN:ERRor:ODU[1..n]:AUTomated:TCM[1..n]:RATE

:SOURce:DATA:TELecom:OTN:OTL:ERRor:AUTomated:RATE?

Description

This query returns the automated OTL error Rate to be injected.

At *RST condition, this value is set to device-dependent.

Navigation Path: Results > Alarms/Errors > Injection > OTL > Error > Rate > Rate

Syntax

:SOURce:DATA:TELecom:OTN:OTL:ERRor:AUTomated:RATE?[<wsp><Value>]

Parameter(s)

Value:

The program data syntax for the first parameter is defined as a <CHARACTER PROGRAM DATA> element.

This parameter is optional. If no token is specified, the current injection rate is returned.

MAXimum: Biggest supported value

MINimum: Smallest supported value

DEFault: Default value.

Response Syntax

<Rate>

Response(s)

Rate:

The response data syntax for the first parameter is defined as a <NR3 NUMERIC RESPONSE DATA> element.

Returns the rate of error to be injected.

Example(s)

SOUR:DATA:TEL:OTN:OTL:ERR:AUT:RATE?

See Also

SOURce:DATA:TELecom:OTN:ERRor:ODU[1..n]:AUTomated:TCM[1..n]:RATE

:SOURce:DATA:TELecom:OTN:OTL:ERRor:AUTomated:TYPE

Description

This command selects the automated OTL error Defect to be injected.

At *RST condition, this value is set to FAS.

Navigation Path: Results > Alarms/Errors > Injection > OTL > Error > Rate/Max Rate > Defect

Syntax

:SOURce:DATA:TELecom:OTN:OTL:ERRor:AUTomated:TYPE <wsp><Error>

Parameter(s)

Error:

The program data syntax for the first parameter is defined as a <CHARACTER PROGRAM DATA> element.

Selects the error to be injected:

FAS

LLM

Response Syntax

<Rate>

Example(s)

SOUR:DATA:TEL:OTN:OTL:ERR:AUT:TYPE FAS

See Also

SOURce:DATA:TELecom:OTN:ERRor:ODU[1..n]:AUTomated:TCM[1..n]:TYPE

:SOURce:DATA:TELecom:OTN:OTL:ERRor:AUTomated:TYPE?

Description	This query returns the automated OTL error Defect to be injected. At *RST condition, this value is set to FAS. Navigation Path: Results > Alarms/Errors > Injection > OTL > Error > Rate/Max Rate > Defect
Syntax	:SOURce:DATA:TELecom:OTN:OTL:ERRor:AUTomated:TYPE?
Response Syntax	<Error>
Response(s)	**Error**: The response data syntax for the first parameter is defined as a <CHARACTER RESPONSE DATA> element. Returns the error to be injected: FAS LLM
Example(s)	SOUR:DATA:TEL:OTN:OTL:ERR:AUT:TYPE?
See Also	SOURce:DATA:TELecom:OTN:ERRor:ODU[1..n]:AUTomated:TCM[1..n]:TYPE

:SOURce:DATA:TELecom:OTN:OTL:ERRor:AUTomated?

Description

This query returns the enable/disable status of the Rate/Max Rate OTL error injection.

At *RST condition, this value is set to OFF.

Navigation Path: Results > Alarms/Errors > Injection > OTL > Error > Rate/Max Rate > Inject

Syntax

:SOURce:DATA:TELecom:OTN:OTL:ERRor:AUTomated?

Response Syntax

<Set>

Response(s)

Set:

The response data syntax for the first parameter is defined as a <BOOLEAN RESPONSE DATA> element.

Returns the enable/disable injection status:

1: Enabled

0: Disabled

Example(s)

SOUR:DATA:TEL:OTN:OTL:ERR:AUT?

See Also

SOURce:DATA:TELecom:OTN:ERRor:ODU[1..n]:TCM[1..n]:AUTomated?

:SOURce:DATA:TELecom:OTN:OTL:ERRor:INJect

Description	This command enables/disables the manual OTL error injection. This command is an event and is not associated with an *RST condition or a query form. Navigation Path: Results > Alarms/Errors > Injection > OTL > Error > Manual > Inject
Syntax	:SOURce:DATA:TELecom:OTN:OTL:ERRor:INJect
Response Syntax	<Set>
Example(s)	SOUR:DATA:TEL:OTN:OTL:ERR:INJ
See Also	SOURce:DATA:TELecom:OTN:ERRor:ODU[1..n]:INJect

:SOURce:DATA:TELecom:OTN:OTL:ERRor:MANual:TYPE

Description

This command selects the manual OTL error Defect to be injected.

At *RST condition, this value is set to FAS error.

Navigation Path: Results > Alarms/Errors > Injection > OTL > Error > Manual > Defect

Syntax

:SOURce:DATA:TELecom:OTN:OTL:ERRor:MANual:TYPE <wsp><Error>

Parameter(s)

Error:

The program data syntax for the first parameter is defined as a <CHARACTER PROGRAM DATA> element.

Selects the error to be injected:

FAS

LLM

Response Syntax

<Set>

Example(s)

SOUR:DATA:TEL:OTN:OTL:ERR:MAN:TYPE FAS

See Also

SOURce:DATA:TELecom:OTN:ERRor:ODU[1..n]:MANual:TCM[1..n]:TYPE

:SOURce:DATA:TELecom:OTN:OTL:ERRor:MANual:TYPE?

Description

This query returns the manual OTL error Defect to be injected.

At *RST condition, this value is set to FAS error.

Navigation Path: Results > Alarms/Errors > Injection > OTL > Error > Manual > Defect

Syntax

:SOURce:DATA:TELecom:OTN:OTL:ERRor:MANual:TYPE?

Response Syntax

<Error>

Response(s)

Error:

The response data syntax for the first parameter is defined as a <CHARACTER RESPONSE DATA> element.

Returns the error to be injected:

FAS

LLM

Example(s)

SOUR:DATA:TEL:OTN:OTL:ERR:MAN:TYPE?

See Also

SOURce:DATA:TELecom:OTN:ERRor:ODU[1..n]:MANual:TCM[1..n]:TYPE

:SOURce:DATA:TELecom:OTN:OTL:GLOBal:ALARm

Description

This command enables/disables the OTL global alarm generation.

At *RST condition, this value is set to OFF.

Navigation Path: Test > OTN BERT > Results > Alarms/Errors > Global Injection > Layer (OTL) > Type (Alarms) > Inject

Syntax

:SOURce:DATA:TELecom:OTN:OTL:GLOBal:ALARm <wsp><Status>

Parameter(s)

Status:

The program data syntax for the first parameter is defined as a <BOOLEAN PROGRAM DATA> element.

Enables/disables:

ON: Enables

OFF: Disables

Response Syntax

<Error>

Example(s)

SOUR:DATA:TEL:OTN:OTL:GLOB:ALAR ON

See Also

SOURce:DATA:TELecom:OTN:ALARm:ODU[1..n]:TCM[1..n]

SOURce:DATA:TELecom:OTN:ALARm:ODU[1..n]:TCM[1..n]?

:SOURce:DATA:TELecom:OTN:OTL:GLOBal:ALARm:TYPE

Description	This command selects the type of OTL global alarm. At *RST condition, this value is set to LOL. Navigation Path: Test > OTN BERT > Results > Alarms/Errors > Global Injection > Layer (OTL) > Type (Alarms) > Defect
Syntax	:SOURce:DATA:TELecom:OTN:OTL:GLOBal:ALARm:TYPE <wsp><Alarm>
Parameter(s)	**Alarm**: The program data syntax for the first parameter is defined as a <CHARACTER PROGRAM DATA> element. Selects the type of OTL global alarm. LOL
Response Syntax	<Error>
Example(s)	SOUR:DATA:TEL:OTN:OTL:GLOB:ALAR:TYPE LOL
See Also	SOURce:DATA:TELecom:OTN:ALARm:ODU[1..n]:TCM[1..n]:TYPE?

:SOURce:DATA:TELecom:OTN:OTL:GLOBal:ALARm:TYPE?

Description

This query returns the type of OTL global alarm.

At *RST condition, this value is set to LOL.

Navigation Path: Test > OTN BERT > Results > Alarms/Errors > Global Injection > Layer (OTL) > Type (Alarms) > Defect

Syntax

:SOURce:DATA:TELecom:OTN:OTL:GLOBal:ALARm:TYPE?

Response Syntax

<Alarm>

Response(s)

Alarm:

The response data syntax for the first parameter is defined as a <CHARACTER RESPONSE DATA> element.

Returns the type of OTL global alarm.

LOL, LOL is selected as the OTL alarm.

Example(s)

SOUR:DATA:TEL:OTN:OTL:GLOB:ALAR:TYPE?

See Also

SOURce:DATA:TELecom:OTN:ALARm:ODU[1..n]:TCM[1..n]:TYPE?

:SOURce:DATA:TELecom:OTN:OTL:GLOBal:ALARm?

Description

This query returns the enabled or disabled OTL global alarm generation.

At *RST condition, this value is set to OFF.

Navigation Path: Test > OTN BERT > Results > Alarms/Errors > Global Injection > Layer (OTL) > Type (Alarms) > Inject

Syntax

:SOURce:DATA:TELecom:OTN:OTL:GLOBal:ALARm?

Response Syntax

<Set>

Response(s)

Set:

The response data syntax for the first parameter is defined as a <BOOLEAN RESPONSE DATA> element.

Returns the status of OTL global alarm generation.

1, global alarm generation is enabled.

0, global alarm generation is disabled.

Example(s)

SOUR:DATA:TEL:OTN:OTL:GLOB:ALAR?

See Also

SOURce:DATA:TELecom:OTN:ALARm:ODU[1..n]:TCM[1..n]

SOURce:DATA:TELecom:OTN:ALARm:ODU[1..n]:TCM[1..n]?

:SOURce:DATA:TELecom:OTN:OTL:LANE

Description

This command enables/disables the selection of a lane for OTL alarms/errors injection purposes.

At *RST condition, this value is set to OFF.

Navigation Path: Results > Alarms/Errors > Inject > Layer (OTL) > Lane

Syntax

:SOURce:DATA:TELecom:OTN:OTL:LANE <wsp><Lane>, <Set>

Parameter(s)

Lane:

The program data syntax for the first parameter is defined as a <DECIMAL NUMERIC PROGRAM DATA> element.

Selects a lane number.

Set:

The program data syntax for the second parameter is defined as a <BOOLEAN PROGRAM DATA> element.

Sets the OTL per lane status.

ON: Enables the lane.

OFF: Disables the lane.

Response Syntax

<Set>

Example(s)

SOUR:DATA:TEL:OTN:OTL:LANE 1, ON

See Also

SOURce:DATA:TELecom:OTN:OTL:ALANes

:SOURce:DATA:TELecom:OTN:OTL:LANE?

Description

This query returns the enable/disable selection status of a lane for OTL alarms/errors injection purposes.

At *RST condition, this value is set to OFF.

Navigation Path: Results > Alarms/Errors > Inject > Layer (OTL) > Lane

Syntax

:SOURce:DATA:TELecom:OTN:OTL:LANE? <wsp><Lane>

Parameter(s)

Lane:

The program data syntax for the first parameter is defined as a <DECIMAL NUMERIC PROGRAM DATA> element.

Selects a lane number.

Response Syntax

<Set>

Response(s)

Set:

The response data syntax for the first parameter is defined as a <BOOLEAN RESPONSE DATA> element.

Returns the selection status of a lane.

1: The lane is enabled.

0: The lane is disabled.

Example(s)

SOUR:DATA:TEL:OTN:OTL:LANE? 1

See Also

SOURce:DATA:TELecom:OTN:OTL:ALANes?

:SOURce:DATA:TELecom:OTN:OTUC:NUMBer

Description

This command selects the OTUC # used for subsequent OTU/ODU/OPU commands/queries for FlexO test application.

At *RST condition, this value is set to device-dependent.

Syntax

:SOURce:DATA:TELecom:OTN:OTUC:NUMBer <wsp><OTUC #>

Parameter(s)

OTUC #:

The program data syntax for the first parameter is defined as a <DECIMAL NUMERIC PROGRAM DATA> element.

Selects OTUC number

Response Syntax

<Set>

Example(s)

SOUR:DATA:TEL:OTN:OTUC:NUMB 1

SOUR:DATA:TEL:OTN:OTUC:NUMB?

Returns 1

:SOURce:DATA:TELecom:OTN:OTUC:NUMBer?

Description	This query returns the OTUC # used for subsequent OTU/ODU/OPU commands/queries for FlexO test application. At *RST condition, this value is set to device-dependent.
Syntax	:SOURce:DATA:TELecom:OTN:OTUC:NUMBer?
Response Syntax	<OTUC #>
Response(s)	**OTUC #**: The response data syntax for the first parameter is defined as a <NR1 NUMERIC RESPONSE DATA> element. Returns the selected OTUC number
Example(s)	SOUR:DATA:TEL:OTN:OTUC:NUMB 1 SOUR:DATA:TEL:OTN:OTUC:NUMB? Returns 1

:SOURce:DATA:TELecom:PATTern:ALARm:PATTern

Description

This command enables/disables the continuous BER alarm injection.

At *RST condition, this value is set to OFF.

Navigation Path: Results > Alarms/Errors > Injection > BER> Alarm > Continuous > Inject

Navigation Path: Results > Alarms/Errors > Injection > FlexE - Client > BER > Alarm > Continuous > Inject

Syntax

:SOURce:DATA:TELecom:PATTern:ALARm:PATTern <wsp><Inject>

Parameter(s)

Inject:

The program data syntax for the first parameter is defined as a <BOOLEAN PROGRAM DATA> element.

Starts/stops the continuous alarm Injection.

ON: Enables alarm generation.

OFF: Disables alarm generation.

Response Syntax

<OTUC #>

Example(s)

SOUR:DATA:TEL:PATT:ALAR:PATT ON

SOUR:DATA:TEL:PATT:ALAR:PATT?

Returns: 1

See Also

SOURce:DATA:TELecom:PATTern:ERRor:PATTern:MANual:TYPE

SOURce:DATA:TELecom:PATTern:ERRor:PATTern:AMOunt

SOURce:DATA:TELecom:PATTern:ERRor:PATTern:INJect

:SOURce:DATA:TELecom:PATTern:ALARm:PATTern:CHANnel

Description

This command selects the channel number or client ID used for pattern alarm injection in the Multi-Channel OTN test application.

Navigation Path: Results > Summary > BER > Alarms

Syntax

:SOURce:DATA:TELecom:PATTern:ALARm:PATTern:CHANnel <wsp><Channel Number or Client ID>

Parameter(s)

Channel Number or Client ID:

The program data syntax for the first parameter is defined as a <DECIMAL NUMERIC PROGRAM DATA> element.

Selects the channel number or client ID used for pattern alarm injection for the Multi-Channel OTN and FlexO BERT test.

Response Syntax

<OTUC #>

Example(s)

SOUR:DATA:TEL:PATT:ALAR:PATT:CHAN 5

See Also

SOURce:DATA:TELecom:PATTern:ALARm:PATTern:CHANnel?

:SOURce:DATA:TELecom:PATTern:ALARm:PATTern:CHANnel?

Description

This query returns the channel number or client ID used for pattern error injection for the Multi-Channel OTN and FlexO BERT test.

Navigation Path: Results > Summary > BER > Alarms

Syntax

:SOURce:DATA:TELecom:PATTern:ALARm:PATTern:CHANnel?

Response Syntax

<Channel Number or Client ID>

Response(s)

Channel Number or Client ID:

The response data syntax for the first parameter is defined as a <NR1 NUMERIC RESPONSE DATA> element.

Returns the channel number or client ID used for pattern alarm injection for the Multi-Channel OTN and FlexO BERT test.

Example(s)

SOUR:DATA:TEL:PATT:ALAR:PATT:CHAN 3

SOUR:DATA:TEL:PATT:ALAR:PATT:CHAN?

Returns 3

See Also

SOURce:DATA:TELecom:PATTern:ALARm:PATTern:CHANnel

:SOURce:DATA:TELecom:PATTern:ALARm:PATTern:TYPE?

Description

This query returns the continuous BER alarm Defect to be injected.

At *RST condition, this value is set to Pattern Loss.

Navigation Path: Results > Alarms/Errors > Injection > BER> Alarm > Continuous > Type

Navigation Path: Results > Alarms/Errors > Injection > FlexE - Client > BER > Alarm > Continuous > Type

Syntax

:SOURce:DATA:TELecom:PATTern:ALARm:PATTern:TYPE?

Response Syntax

<Alarm>

Response(s)

Alarm:

The response data syntax for the first parameter is defined as a <CHARACTER RESPONSE DATA> element.

Returns the alarm to be injected:

PLOSs: Pattern Loss

Example(s)

SOUR:DATA:TEL:PATT:ALAR:PATT:TYPE PLOS

SOUR:DATA:TEL:PATT:ALAR:PATT:TYPE?

Returns: PLOS

See Also

SOURce:DATA:TELecom:PATTern:ALARm:PATTern:TYPE?

SOURce:DATA:TELecom:PATTern:ALARm:PATTern

:SOURce:DATA:TELecom:PATTern:ERRor:PATTern:AMOunt

Description

This command sets the manual BER error Amount to be injected.

At *RST condition, this value is set to 1.

Navigation Path: Results > Alarms/Errors > Injection > BER > Error > Manual > Amount

Navigation Path: Results > Alarms/Errors > Injection > FlexE - Client > BER > Error > Manual > Amount

Syntax

:SOURce:DATA:TELecom:PATTern:ERRor:PATTern:AMOunt <wsp><Amount>

Parameter(s)

Amount:

The program data syntax for the first parameter is defined as a <DECIMAL NUMERIC PROGRAM DATA> element.

Sets the amount of error to be injected. Choices are 1 through 50.

MAXimum: Biggest supported value.

MINimum: Smallest supported value.

DEFault: Default value.

Response Syntax

<Alarm>

Example(s)

SOUR:DATA:TEL:PATT:ERR:PATT:MAN:TYPE BIT

SOUR:DATA:TEL:PATT:ERR:PATT:AMO 25

Returns: 25

See Also

SOURce:DATA:TELecom:PATTern:ERRor:PATTern:INJect

:SOURce:DATA:TELecom:PATTern:ERRor:PATTern:AMOunt?

Description

This query returns the manual BER error Amount to be injected.

At *RST condition, this value is set to 1.

Navigation Path: Results > Alarms/Errors > Injection > BER > Error > Manual > Amount

Navigation Path: Results > Alarms/Errors > Injection > FlexE - Client > BER > Error > Manual > Amount

Syntax

:SOURce:DATA:TELecom:PATTern:ERRor:PATTern:AMOunt?[<wsp><Value>]

Parameter(s)

Value:

The program data syntax for the first parameter is defined as a <CHARACTER PROGRAM DATA> element.

This parameter is optional. If no token is specified, the current amount is returned.

MAXimum: Biggest supported value.

MINimum: Smallest supported value.

DEFault: Default value.

Response Syntax

<Amount>

Response(s)

Amount:

The response data syntax for the first parameter is defined as a <NR1 NUMERIC RESPONSE DATA> element.

Returns the amount of error to be injected.

Example(s)

SOUR:DATA:TEL:PATT:ERR:PATT:MAN:TYPE BIT

SOUR:DATA:TEL:PATT:ERR:PATT:AMO?

Returns: 25

See Also

SOURce:DATA:TELecom:PATTern:ERRor:PATTern:INJect

:SOURce:DATA:TELecom:PATTern:ERRor:PATTern:AUTomated

Description

This command enables/disables the Rate/Max Rate BER error injection.

At *RST condition, this value is set to device-dependent.

Navigation Path: Results > Alarms/Errors > Injection > BER > Error > Rate/Max Rate > Inject

Navigation Path: Results > Alarms/Errors > Injection > FlexE - Client > BER > Error > Rate/Max Rate > Inject

Syntax

:SOURce:DATA:TELecom:PATTern:ERRor:PATTern:AUTomated <wsp><Inject>

Parameter(s)

Inject:

The program data syntax for the first parameter is defined as a <BOOLEAN PROGRAM DATA> element.

Starts/stops the automated Rate/Max Rate error Injection.

ON: Enabled

OFF: Disabled

Response Syntax

<Amount>

Example(s)

SOUR:DATA:TEL:PATT:ERR:PATT:AUT OFF

SOUR:DATA:TEL:PATT:ERR:PATT:AUT?

Returns: 0

See Also

SOURce:DATA:TELecom:PATTern:ERRor:PATTern:AUTomated:CONTinuous

:SOURce:DATA:TELecom:PATTern:ERRor:PATTern:AUTomated :CONTinuous

Description

This command selects the automated BER error Mode: ON for Max Rate and OFF for Rate.

At *RST condition, this value is set to device-dependent.

Navigation Path: Results > Alarms/Errors > Injection > BER > Error > Mode

Navigation Path: Results > Alarms/Errors > Injection > FlexE - Client > BER > Error > Mode

Syntax

:SOURce:DATA:TELecom:PATTern:ERRor:PATTern:AUTomated:CONTinuous <wsp><Set>

Parameter(s)

Set:

The program data syntax for the first parameter is defined as a <BOOLEAN PROGRAM DATA> element.

Sets the automated error Mode: ON for Max Rate and OFF for Rate.

ON: Enabled

OFF: Disabled

Response Syntax

<Amount>

Example(s)

SOUR:DATA:TEL:PATT:ERR:PATT:AUT:CONT OFF

SOUR:DATA:TEL:PATT:ERR:PATT:AUT:CONT?

Returns: 0

See Also

SOURce:DATA:TELecom:PATTern:ERRor:PATTern:AUTomated

:SOURce:DATA:TELecom:PATTern:ERRor:PATTern:AUTomated :CONTinuous?

Description

This query returns the automated BER error Mode: ON for Max Rate and OFF for Rate.

At *RST condition, this value is set to device-dependent.

Navigation Path: Results > Alarms/Errors > Injection > BER > Error > Mode

Navigation Path: Results > Alarms/Errors > Injection > FlexE - Client > BER > Error > Mode

Syntax

:SOURce:DATA:TELecom:PATTern:ERRor:PATTern:AUTomated:CONTinuous?

Response Syntax

<Set>

Response(s)

Set:

The response data syntax for the first parameter is defined as a <BOOLEAN RESPONSE DATA> element.

Returns the automated error Mode: ON for Max Rate and OFF for Rate.

1, Continuous pattern error is enabled.

0, Continuous pattern error is disabled.

Example(s)

SOUR:DATA:TEL:PATT:ERR:PATT:AUT:CONT ON

SOUR:DATA:TEL:PATT:ERR:PATT:AUT:CONT?

Returns: 1

See Also

SOURce:DATA:TELecom:PATTern:ERRor:PATTern:AUTomated?

:SOURce:DATA:TELecom:PATTern:ERRor:PATTern:AUTomated:RATE

Description

This command sets the automated BER error Rate to be injected.

At *RST condition, this value is set to 1.0E-04.

Navigation Path: Results > Alarms/Errors > Injection > BER > Error > Rate > Rate

Navigation Path: Results > Alarms/Errors > Injection > FlexE - Client > BER > Error > Rate > Rate

Syntax

:SOURce:DATA:TELecom:PATTern:ERRor:PATTern:AUTomated:RATE <wsp><Rate>

Parameter(s)

Rate:

The program data syntax for the first parameter is defined as a <DECIMAL NUMERIC PROGRAM DATA> element.

Sets the rate of error to be injected.

MAXimum

MINimum

Response Syntax

<Set>

Example(s)

SOUR:DATA:TEL:PATT:ERR:PATT:AUT:RATE 1.0E-03

SOUR:DATA:TEL:PATT:ERR:PATT:AUT:RATE?

Returns: 1.0E-03

See Also

SOURce:DATA:TELecom:PATTern:ERRor:PATTern:AMOunt

:SOURce:DATA:TELecom:PATTern:ERRor:PATTern:AUTomated :RATE?

Description

This query returns the rate of pattern error to be injected.

At *RST condition, this value is set to 1.0E-04.

Navigation Path: Results > Alarms/Errors > Injection > BER > Error > Rate > Rate

Navigation Path: Results > Alarms/Errors > Injection > FlexE - Client > BER > Error > Rate > Rate

Syntax

:SOURce:DATA:TELecom:PATTern:ERRor:PATTern:AUTomated:RATE?[<wsp><Value>]

Parameter(s)

Value:

The program data syntax for the first parameter is defined as a <CHARACTER PROGRAM DATA> element.

This parameter is optional. If no token is specified, the current rate of pattern error to inject is returned.

MAXimum: Biggest rate

MINimum: Smallest rate

Response Syntax

<Rate>

Response(s)

Rate:

The response data syntax for the first parameter is defined as a <NR3 NUMERIC RESPONSE DATA> element.

Returns the rate of error to be injected.

Example(s)

SOUR:DATA:TEL:PATT:ERR:PATT:AUT:RATE 1.0E-03

SOUR:DATA:TEL:PATT:ERR:PATT:AUT:RATE?

Returns: 1.0E-03

See Also

SOURce:DATA:TELecom:PATTern:ERRor:PATTern:AMOunt?

:SOURce:DATA:TELecom:PATTern:ERRor:PATTern:AUTomated:TYPE

Description

This command selects the automated BER error Defect to be injected.

At *RST condition, this value is set to BIT.

Navigation Path: Results > Alarms/Errors > Injection > BER > Error > Rate/Max Rate > Defect

Navigation Path: Results > Alarms/Errors > Injection > FlexE - Client > BER > Error > Rate/Max Rate > Defect

Syntax

:SOURce:DATA:TELecom:PATTern:ERRor:PATTern:AUTomated:TYPE <wsp><Error>

Parameter(s)

Error:

The program data syntax for the first parameter is defined as a <CHARACTER PROGRAM DATA> element.

Selects the error to be injected:

BIT

PATTern

Response Syntax

<Rate>

Example(s)

SOUR:DATA:TEL:PATT:ERR:PATT:AUT:TYPE BIT

See Also

SOURce:DATA:TELecom:PATTern:ERRor:PATTern:MANual:TYPE

:SOURce:DATA:TELecom:PATTern:ERRor:PATTern:AUTomated :TYPE?

Description

This query returns the automated BER error Defect to be injected.

At *RST condition, this value is set to BIT.

Navigation Path: Results > Alarms/Errors > Injection > BER > Error > Rate/Max Rate > Defect

Navigation Path: Results > Alarms/Errors > Injection > FlexE - Client > BER > Error > Rate/Max Rate > Defect

Syntax

:SOURce:DATA:TELecom:PATTern:ERRor:PATTern:AUTomated:TYPE?

Response Syntax

<Error>

Response(s)

Error:

The response data syntax for the first parameter is defined as a <CHARACTER RESPONSE DATA> element.

Returns the error to be injected.

BIT, bit is selected as automated type pattern error.

PATTERN, pattern is selected as automated type pattern error.

Example(s)

SOUR:DATA:TEL:PATT:ERR:PATT:AUT:TYPE?

See Also

SOURce:DATA:TELecom:PATTern:ERRor:PATTern:MANual:TYPE

:SOURce:DATA:TELecom:PATTern:ERRor:PATTern:AUTomated?

Description

This query returns the enable/disable status of the Rate/Max Rate BER error injection.

At *RST condition, this value is set to device-dependent.

Navigation Path: Results > Alarms/Errors > Injection > BER > Error > Rate/Max Rate > Inject

Navigation Path: Results > Alarms/Errors > Injection > FlexE - Client > BER > Error > Rate/Max Rate > Inject

Syntax

:SOURce:DATA:TELecom:PATTern:ERRor:PATTern:AUTomated?

Response Syntax

<Inject>

Response(s)

Inject:

The response data syntax for the first parameter is defined as a <BOOLEAN RESPONSE DATA> element.

Returns the enable/disable injection status.

1, automated pattern type is enabled.

0, sets the automated pattern type is disabled.

Example(s)

SOUR:DATA:TEL:PATT:ERR:PATT:AUT ON

SOUR:DATA:TEL:PATT:ERR:PATT:AUT?

Returns: 1

See Also

SOURce:DATA:TELecom:PATTern:ERRor:PATTern:AUTomated:CONTinuous?

:SOURce:DATA:TELecom:PATTern:ERRor:PATTern:CHANnel

Description

This command selects the channel number or client ID used for pattern error injection for the Multi-Channel OTN and FlexO BERT test.

Navigation Path: Test > BERT > Results > Summary > BER > Errors

Syntax

:SOURce:DATA:TELecom:PATTern:ERRor:PATTern:CHANnel <wsp><Channel Number or Client ID>

Parameter(s)

Channel Number or Client ID:

The program data syntax for the first parameter is defined as a <DECIMAL NUMERIC PROGRAM DATA> element.

Selects the channel number or client ID used for pattern error injection for the Multi-Channel OTN and FlexO BERT test.

Response Syntax

<Inject>

Example(s)

SOUR:DATA:TEL:PATT:ERR:PATT:CHAN 5

See Also

SOURce:DATA:TELecom:PATTern:ERRor:PATTern:CHANnel?

:SOURce:DATA:TELecom:PATTern:ERRor:PATTern:CHANnel?

Description

This query returns the channel used for pattern error injection in the Multi-Channel OTN test application.

Navigation Path: Test > BERT > Results > Summary > BER > Errors

Syntax

:SOURce:DATA:TELecom:PATTern:ERRor:PATTern:CHANnel?

Response Syntax

<Channel Number or Client ID>

Response(s)

Channel Number or Client ID:

The response data syntax for the first parameter is defined as a <NR1 NUMERIC RESPONSE DATA> element.

Returns the channel number or client ID used for pattern error injection for the Multi-Channel OTN and FlexO BERT test.

Example(s)

SOUR:DATA:TEL:PATT:ERR:PATT:CHAN 3

SOUR:DATA:TEL:PATT:ERR:PATT:CHAN?

Returns 3

See Also

SOURce:DATA:TELecom:PATTern:ERRor:PATTern:CHANnel

:SOURce:DATA:TELecom:PATTern:ERRor:PATTern:INJect

Description	This command enables/disables the manual BER error injection. This command is an event and is not associated with an *RST condition or a query form. Navigation Path: Results > Alarms/Errors > Injection > BER > Error > Manual > Inject Navigation Path: Results > Alarms/Errors > Injection > FlexE - Client > BER > Error > Manual > Inject
Syntax	:SOURce:DATA:TELecom:PATTern:ERRor:PATTern:INJect
Response Syntax	<Channel Number or Client ID>
Example(s)	SOUR:DATA:TEL:PATT:ERR:PATT:MAN:TYPE BIT SOUR:DATA:TEL:PATT:ERR:PATT:INJ
See Also	SOURce:DATA:TELecom:PATTern:ERRor:PATTern:AUTomated:TYPE?

:SOURce:DATA:TELecom:PATTern:ERRor:PATTern:MANual:TYPE

Description	This command selects the manual BER error Defect to be injected. At *RST condition, this value is set to BIT. Navigation Path: Results > Alarms/Errors > Injection > BER > Error > Manual > Defect Navigation Path: Results > Alarms/Errors > Injection > FlexE - Client > BER > Error > Manual > Defect
Syntax	:SOURce:DATA:TELecom:PATTern:ERRor:PATTern:MANual:TYPE <wsp><Error>
Parameter(s)	**Error**: The program data syntax for the first parameter is defined as a <CHARACTER PROGRAM DATA> element. Selects the error to be injected: BIT PATTern
Response Syntax	<Channel Number or Client ID>
Example(s)	SOUR:DATA:TEL:PATT:ERR:PATT:MAN:TYPE BIT SOUR:DATA:TEL:PATT:ERR:PATT:MAN:TYPE? Returns: BIT
See Also	SOURce:DATA:TELecom:PATTern:ERRor:PATTern:AUTomated:TYPE

:SOURce:DATA:TELecom:PATTern:ERRor:PATTern:MANual:TYPE?

Description

This query returns the manual BER error Defect to be injected.

At *RST condition, this value is set to BIT.

Navigation Path: Results > Alarms/Errors > Injection > BER > Error > Manual > Defect

Navigation Path: Results > Alarms/Errors > Injection > FlexE - Client > BER > Error > Manual > Defect

Syntax

:SOURce:DATA:TELecom:PATTern:ERRor:PATTern:MANual:TYPE?

Response Syntax

<Error>

Response(s)

Error:

The response data syntax for the first parameter is defined as a <CHARACTER RESPONSE DATA> element.

Returns the error to be injected:

BIT, bit is selected as the manual type pattern error.

PATTERN, pattern is selected as the manual type pattern error.

Example(s)

SOUR:DATA:TEL:PATT:ERR:PATT:MAN:TYPE BIT

SOUR:DATA:TEL:PATT:ERR:PATT:MAN:TYPE?

Returns: BIT

See Also

SOURce:DATA:TELecom:PATTern:ERRor:PATTern:AUTomated:TYPE?

:SOURce:DATA:TELecom:PDH:ALARm:E[1..n]

Description

This command enables/disables the continuous E1/E2/E3/E4 alarm injection

At *RST condition, this value is set to OFF.

Navigation Path: Results > Alarms/Errors > Injection > E1/E2/E3/E4 > Alarm > Continuous > Inject

Syntax

:SOURce:DATA:TELecom:PDH:ALARm:E[1..n] <wsp><Inject>

Parameter(s)

Inject:

The program data syntax for the first parameter is defined as a <BOOLEAN PROGRAM DATA> element.

Starts/stops the continuous alarm Injection.

ON: Enables alarm generation.

OFF: Disables alarm generation.

Response Syntax

<Error>

Example(s)

SOUR:DATA:TEL:PDH:ALAR:E1 ON

See Also

SOURce:DATA:TELecom:PDH:ALARm:E[1..n]:TYPE

SOURce:DATA:TELecom:PDH:ALARm:E[1..n]?

:SOURce:DATA:TELecom:PDH:ALARm:E[1..n]:TYPE

Description

This command selects the continuous E1/E2/E3/E4 alarm Defect to be injected.

At *RST condition, this value is set to AIS.

Navigation Path: Results > Alarms/Errors > Injection > E1/E2/E3/E4 > Alarm > Continuous > Defect

Syntax

:SOURce:DATA:TELecom:PDH:ALARm:E[1..n]:TYPE <wsp><Alarm>

Parameter(s)

Alarm:

The program data syntax for the first parameter is defined as a <CHARACTER PROGRAM DATA> element.

Selects the alarm to be injected:

AIS

CLOMf: CRC LOMF

LOF3: LOF

LOMF

RAI

RAIM: RAI MF

TS16ais: TS16 AIS

Response Syntax

<Error>

Example(s)

SOUR:DATA:TEL:PDH:ALAR:E1:TYPE AIS

See Also

SOURce:DATA:TELecom:PDH:ALARm:E[1..n]:TYPE?

:SOURce:DATA:TELecom:PDH:ALARm:E[1..n]:TYPE?

Description

This query returns the continuous E1/E2/E3/E4 alarm Defect to be injected.

At *RST condition, this value is set to AIS.

Navigation Path: Results > Alarms/Errors > Injection > E1/E2/E3/E4 > Alarm > Continuous > Defect

Syntax

:SOURce:DATA:TELecom:PDH:ALARm:E[1..n]:TYPE?

Response Syntax

<Alarm>

Response(s)

Alarm:

The response data syntax for the first parameter is defined as a <CHARACTER RESPONSE DATA> element.

Returns the alarm to be injected:

AIS

CLOMf: CRC LOMF

LOF3: LOF

LOMF

RAI

RAIM: RAI MF

TS16ais: TS16 AIS

Example(s)

SOUR:DATA:TEL:PDH:ALAR:E1:TYPE AIS

SOUR:DATA:TEL:PDH:ALAR:E1:TYPE?

Returns: AIS

See Also

SOURce:DATA:TELecom:PDH:ALARm:E[1..n]:TYPE

:SOURce:DATA:TELecom:PDH:ALARm:E[1..n]?

Description

This query returns the enable/disable status of the continuous E1/E2/E3/E4 alarm injection.

At *RST condition, this value is set to OFF.

Navigation Path: Results > Alarms/Errors > Injection > E1/E2/E3/E4 > Alarm > Continuous > Inject

Syntax

:SOURce:DATA:TELecom:PDH:ALARm:E[1..n]?

Response Syntax

<Inject>

Response(s)

Inject:

The response data syntax for the first parameter is defined as a <BOOLEAN RESPONSE DATA> element.

Returns the enable/disable injection status:

1: Enabled

0: Disabled

Example(s)

SOUR:DATA:TEL:PDH:ALAR:E1:TYPE AIS

SOUR:DATA:TEL:PDH:ALAR:E1 ON

SOUR:DATA:TEL:PDH:ALAR:E1?

Returns: 1

See Also

SOURce:DATA:TELecom:PDH:ALARm:E[1..n]:TYPE

SOURce:DATA:TELecom:PDH:ALARm:E[1..n]

:SOURce:DATA:TELecom:PDH:ERRor:E[1..n]:AMOunt

Description

This command sets the manual E1/E2/E3/E4 error Amount to be injected.

At *RST condition, this value is set to MINimum.

Navigation Path: Results > Alarms/Errors > Injection > E1/E2/E3/E4 > Error > Manual > Amount

Syntax

:SOURce:DATA:TELecom:PDH:ERRor:E[1..n]:AMOunt <wsp><Amount>

Parameter(s)

Amount:

The program data syntax for the first parameter is defined as a <DECIMAL NUMERIC PROGRAM DATA> element.

Sets the amount of error to be injected. Choices are 1 through 50.

MAXimum: Biggest supported value.

MINimum: Smallest supported value.

DEFault: Default value.

Response Syntax

<Inject>

Example(s)

SOUR:DATA:TEL:PDH:ERR:E1:AMO 15

See Also

SOURce:DATA:TELecom:PDH:ERRor:E[1..n]:MANual:TYPE

SOURce:DATA:TELecom:PDH:ERRor:E[1..n]:AMOunt?

:SOURce:DATA:TELecom:PDH:ERRor:E[1..n]:AMOunt?

Description

This query returns the manual E1/E2/E3/E4 error Amount to be injected.

At *RST condition, this value is set to MINimum.

Navigation Path: Results > Alarms/Errors > Injection > E1/E2/E3/E4 > Error > Manual > Amount

Syntax

:SOURce:DATA:TELecom:PDH:ERRor:E[1..n]:AMOunt?[<wsp><Amount>]

Parameter(s)

Amount:

The program data syntax for the first parameter is defined as a <CHARACTER PROGRAM DATA> element.

This parameter is optional. If no token is specified, the current amount is returned.

MAXimum: Biggest supported value.

MINimum: Smallest supported value.

DEFault: Default value.

Response Syntax

<Amount>

Response(s)

Amount:

The response data syntax for the first parameter is defined as a <NR1 NUMERIC RESPONSE DATA> element.

Returns the amount of error to be injected.

Example(s)

SOUR:DATA:TEL:PDH:ERR:E1:MAN:TYPE FAS

SOUR:DATA:TEL:PDH:ERR:E1:AMO 15

SOUR:DATA:TEL:PDH:ERR:E1:AMO?

Returns: 15

See Also

SOURce:DATA:TELecom:PDH:ERRor:E[1..n]:MANual:TYPE

SOURce:DATA:TELecom:PDH:ERRor:E[1..n]:AMOunt

:SOURce:DATA:TELecom:PDH:ERRor:E[1..n]:AUTomated

Description

This command enables/disables the Rate/Max Rate E1/E2/E3/E4 error injection.

At *RST condition, this value is set to OFF.

Navigation Path: Results > Alarms/Errors > Injection > E1/E2/E3/E4 > Error > Rate/Max Rate > Inject

Syntax

:SOURce:DATA:TELecom:PDH:ERRor:E[1..n]:AUTomated <wsp><Set>

Parameter(s)

Set:

The program data syntax for the first parameter is defined as a <BOOLEAN PROGRAM DATA> element.

Starts/stops the automated Rate/Max Rate error Injection.

ON: Enables error injection.

OFF: Disables error injection.

Response Syntax

<Amount>

Example(s)

SOUR:DATA:TEL:PDH:ERR:E1:AUT ON

See Also

SOURce:DATA:TELecom:PDH:ERRor:E[1..n]:AUTomated:TYPE

SOURce:DATA:TELecom:PDH:ERRor:E[1..n]:AUTomated:RATE

SOURce:DATA:TELecom:PDH:ERRor:E[1..n]:AUTomated?

:SOURce:DATA:TELecom:PDH:ERRor:E[1..n]:AUTomated:CONTinuous

Description	This command sets the automated E1/E2/E3/E4 error Mode: ON for Max Rate and OFF for Rate. At *RST condition, this value is set to OFF. Navigation Path: Results > Alarms/Errors > Injection > E1/E2/E3/E4 > Error > Mode
Syntax	:SOURce:DATA:TELecom:PDH:ERRor:E[1..n]:AUTomated:CONTinuous <wsp><Set>
Parameter(s)	**Set**: The program data syntax for the first parameter is defined as a <BOOLEAN PROGRAM DATA> element. Sets the automated error Mode: ON for Max Rate and OFF for Rate. ON: Enabled OFF: Disaled
Response Syntax	<Amount>
Example(s)	SOUR:DATA:TEL:PDH:ERR:E1:AUT:TYPE FAS SOUR:DATA:TEL:PDH:ERR:E1:AUT:CONT ON SOUR:DATA:TEL:PDH:ERR:E1:AUT:CONT? Returns: 1
See Also	SOURce:DATA:TELecom:PDH:ERRor:E[1..n]:AUTomated:TYPE SOURce:DATA:TELecom:PDH:ERRor:E[1..n]:AUTomated SOURce:DATA:TELecom:PDH:ERRor:E[1..n]:AUTomated:CONTinuous?

:SOURce:DATA:TELecom:PDH:ERRor:E[1..n]:AUTomated:CONTinuous?

Description	This query returns the automated E1/E2/E3/E4 error Mode: ON for Max Rate and OFF for Rate. At *RST condition, this value is set to OFF. Navigation Path: Results > Alarms/Errors > Injection > E1/E2/E3/E4 > Error > Mode
Syntax	:SOURce:DATA:TELecom:PDH:ERRor:E[1..n]:AUTomated:CONTinuous?
Response Syntax	<Set>
Response(s)	**Set**: The response data syntax for the first parameter is defined as a <BOOLEAN RESPONSE DATA> element. Returns the automated error Mode: ON for Max Rate and OFF for Rate.
Example(s)	SOUR:DATA:TEL:PDH:ERR:E1:AUT:TYPE FAS SOUR:DATA:TEL:PDH:ERR:E1:AUT:CONT ON SOUR:DATA:TEL:PDH:ERR:E1:AUT:CONT? Returns: 1
See Also	SOURce:DATA:TELecom:PDH:ERRor:E[1..n]:AUTomated:TYPE SOURce:DATA:TELecom:PDH:ERRor:E[1..n]:AUTomated SOURce:DATA:TELecom:PDH:ERRor:E[1..n]:AUTomated:CONTinuous

:SOURce:DATA:TELecom:PDH:ERRor:E[1..n]:AUTomated:RATE

Description

This command sets the automated E1/E2/E3/E4 error Rate to be injected.

At *RST condition, this value is device dependent.

Navigation Path: Results > Alarms/Errors > Injection > E1/E2/E3/E4 > Error > Rate > Rate

Syntax

:SOURce:DATA:TELecom:PDH:ERRor:E[1..n]:AUTomated:RATE <wsp><Rate>

Parameter(s)

Rate:

The program data syntax for the first parameter is defined as a <DECIMAL NUMERIC PROGRAM DATA> element.

Sets the rate of error to be injected.

Response Syntax

<Set>

Example(s)

SOUR:DATA:TEL:PDH:ERR:E1:AUT:RATE 1.0E-09

See Also

SOURce:DATA:TELecom:PDH:ERRor:E[1..n]:AUTomated:TYPE

SOURce:DATA:TELecom:PDH:ERRor:E[1..n]:AUTomated:RATE?

SOURce:DATA:TELecom:PDH:ERRor:E[1..n]:AUTomated

:SOURce:DATA:TELecom:PDH:ERRor:E[1..n]:AUTomated:RATE?

Description

This query returns the automated E1/E2/E3/E4 error Rate to be injected.

At *RST condition, this value is device dependent.

Navigation Path: Results > Alarms/Errors > Injection > E1/E2/E3/E4 > Error > Rate > Rate

Syntax

:SOURce:DATA:TELecom:PDH:ERRor:E[1..n]:AUTomated:RATE?[<wsp><Rate>]

Parameter(s)

Rate:

The program data syntax for the first parameter is defined as a <CHARACTER PROGRAM DATA> element.

This parameter is optional. If no token is specified, the current injection rate is returned.

MAXimum: Biggest supported value

MINimum: Smallest supported value

Response Syntax

<Rate>

Response(s)

Rate:

The response data syntax for the first parameter is defined as a <NR3 NUMERIC RESPONSE DATA> element.

Returns the rate of error to be injected.

Example(s)

SOUR:DATA:TEL:PDH:ERR:E1:AUT:TYPE FAS

SOUR:DATA:TEL:PDH:ERR:E1:AUT:RATE 1.0E-09

SOUR:DATA:TEL:PDH:ERR:E1:AUT:RATE?

Returns: 1.0E-09

See Also

SOURce:DATA:TELecom:PDH:ERRor:E[1..n]:AUTomated:TYPE

SOURce:DATA:TELecom:PDH:ERRor:E[1..n]:AUTomated:RATE

SOURce:DATA:TELecom:PDH:ERRor:E[1..n]:AUTomated

:SOURce:DATA:TELecom:PDH:ERRor:E[1..n]:AUTomated:TYPE

Description

This command selects the automated E1/E2/E3/E4 error Defect to be injected.

At *RST condition, this value is set to FAS.

Navigation Path: Results > Alarms/Errors > Injection > E1/E2/E3/E4 > Error > Rate/Max Rate > Defect

Syntax

:SOURce:DATA:TELecom:PDH:ERRor:E[1..n]:AUTomated:TYPE <wsp><Error>

Parameter(s)

Error:

The program data syntax for the first parameter is defined as a <CHARACTER PROGRAM DATA> element.

Selects the error to be injected:

CRC4: CRC-4 (E1)

EBIT: E-Bit (E1)

FAS

Response Syntax

<Rate>

Example(s)

SOUR:DATA:TEL:PDH:ERR:E1:AUT:TYPE FAS

See Also

SOURce:DATA:TELecom:PDH:ERRor:E[1..n]:AUTomated:TYPE?

SOURce:DATA:TELecom:PDH:ERRor:E[1..n]:AUTomated:RATE

SOURce:DATA:TELecom:PDH:ERRor:E[1..n]:AUTomated

:SOURce:DATA:TELecom:PDH:ERRor:E[1..n]:AUTomated:TYPE?

Description

This query returns the automated E1/E2/E3/E4 error Defect to be injected.

At *RST condition, this value is set to FAS.

Navigation Path: Results > Alarms/Errors > Injection > E1/E2/E3/E4 > Error > Rate/Max Rate > Defect

Syntax

:SOURce:DATA:TELecom:PDH:ERRor:E[1..n]:AUTomated:TYPE?

Response Syntax

<Error>

Response(s)

Error:

The response data syntax for the first parameter is defined as a <CHARACTER RESPONSE DATA> element.

Returns the error to be injected:

CRC4: CRC-4 (E1)

EBIT: E-Bit (E1)

FAS

Example(s)

SOUR:DATA:TEL:PDH:ERR:E1:AUT:TYPE FAS

SOUR:DATA:TEL:PDH:ERR:E1:AUT:TYPE?

Returns: FAS

See Also

SOURce:DATA:TELecom:PDH:ERRor:E[1..n]:AUTomated:TYPE

SOURce:DATA:TELecom:PDH:ERRor:E[1..n]:AUTomated:RATE

SOURce:DATA:TELecom:PDH:ERRor:E[1..n]:AUTomated

:SOURce:DATA:TELecom:PDH:ERRor:E[1..n]:AUTomated?

Description

This query returns the enable/disable status of the Rate/Max Rate E1/E2/E3/E4 error injection.

At *RST condition, this value is set to OFF.

Navigation Path: Results > Alarms/Errors > Injection > E1/E2/E3/E4 > Error > Rate/Max Rate > Inject

Syntax

:SOURce:DATA:TELecom:PDH:ERRor:E[1..n]:AUTomated?

Response Syntax

<Set>

Response(s)

Set:

The response data syntax for the first parameter is defined as a <BOOLEAN RESPONSE DATA> element.

Returns the enable/disable injection status:

1: Enabled

0: Disabled

Example(s)

SOUR:DATA:TEL:PDH:ERR:E1:AUT:TYPE FAS

SOUR:DATA:TEL:PDH:ERR:E1:AUT:RATE 1.0E-09

SOUR:DATA:TEL:PDH:ERR:E1:AUT ON

SOUR:DATA:TEL:PDH:ERR:E1:AUT?

Returns: 1

See Also

SOURce:DATA:TELecom:PDH:ERRor:E[1..n]:AUTomated:TYPE

SOURce:DATA:TELecom:PDH:ERRor:E[1..n]:AUTomated:RATE

SOURce:DATA:TELecom:PDH:ERRor:E[1..n]:AUTomated

:SOURce:DATA:TELecom:PDH:ERRor:E[1..n]:INJect

Description	This command enables/disables the manual E1/E2/E3/E4 error injection. This command is an event and has no associated *RST condition or query form. Navigation Path: Results > Alarms/Errors > Injection > E1/E2/E3/E4 > Error > Manual > Inject
Syntax	:SOURce:DATA:TELecom:PDH:ERRor:E[1..n]:INJect
Response Syntax	<Set>
Example(s)	SOUR:DATA:TEL:PDH:ERR:E1:MAN:TYPE FAS SOUR:DATA:TEL:PDH:ERR:E1:AMO 15 SOUR:DATA:TEL:PDH:ERR:E1:INJ
See Also	SOURce:DATA:TELecom:PDH:ERRor:E[1..n]:MANual:TYPE SOURce:DATA:TELecom:PDH:ERRor:E[1..n]:AMOunt

:SOURce:DATA:TELecom:PDH:ERRor:E[1..n]:MANual:TYPE

Description

This command selects the manual E1/E2/E3/E4 error Defect to be injected.

At *RST condition, this value is set to FAS.

Navigation Path: Results > Alarms/Errors > Injection > E1/E2/E3/E4 > Error > Manual > Defect

Syntax

:SOURce:DATA:TELecom:PDH:ERRor:E[1..n]:MANual:TYPE <wsp><Error>

Parameter(s)

Error:

The program data syntax for the first parameter is defined as a <CHARACTER PROGRAM DATA> element.

Selects the error to be injected:

CRC4: CRC-4 (E1)

EBIT: E-Bit (E1)

FAS

Response Syntax

<Set>

Example(s)

SOUR:DATA:TEL:PDH:ERR:E1:MAN:TYPE FAS

See Also

SOURce:DATA:TELecom:PDH:ERRor:E[1..n]:MANual:TYPE?

:SOURce:DATA:TELecom:PDH:ERRor:E[1..n]:MANual:TYPE?

Description

This query returns the manual E1/E2/E3/E4 error Defect to be injected.

At *RST condition, this value is set to FAS.

Navigation Path: Results > Alarms/Errors > Injection > E1/E2/E3/E4 > Error > Manual > Defect

Syntax

:SOURce:DATA:TELecom:PDH:ERRor:E[1..n]:MANual:TYPE?

Response Syntax

<Error>

Response(s)

Error:

The response data syntax for the first parameter is defined as a <CHARACTER RESPONSE DATA> element.

Returns the error to be injected:

CRC4: CRC-4 (E1)

EBIT: E-Bit (E1)

FAS

Example(s)

SOUR:DATA:TEL:PDH:ERR:E1:MAN:TYPE FAS

SOUR:DATA:TEL:PDH:ERR:E1:MAN:TYPE?

Returns: FAS

See Also

SOURce:DATA:TELecom:PDH:ERRor:E[1..n]:MANual:TYPE

:SOURce:DATA:TELecom:SDHSonet:ALARm:HOP:PATH

Description

This command enables/disables the continuous STS/AU Path alarm injection.

At *RST condition, this value is set to OFF.

Navigation Path: Results > Alarms/Errors > Injection > STS/AU Path > Alarm > Continuous > Inject

Syntax

:SOURce:DATA:TELecom:SDHSonet:ALARm:HOP:PATH <wsp><Inject>

Parameter(s)

Inject:

The program data syntax for the first parameter is defined as a <BOOLEAN PROGRAM DATA> element.

Starts/stops the continuous alarm Injection.

ON: Enables alarm generation.

OFF: Disables alarm generation.

Response Syntax

<Error>

Example(s)

SOUR:DATA:TEL:SDHS:ALAR:HOP:PATH:TYPE AIS

SOUR:DATA:TEL:SDHS:ALAR:HOP:PATH ON

SOUR:DATA:TEL:SDHS:ALAR:HOP:PATH?

Returns: 1

See Also

SOURce:DATA:TELecom:SDHSonet:ALARm:HOP:PATH:TYPE

:SOURce:DATA:TELecom:SDHSonet:ALARm:HOP:PATH:TYPE

Description

This command selects the continuous STS/AU Path alarm Defect to be injected.

At *RST condition, this value is set to AIS.

Navigation Results > Alarms/Errors > Injection > STS/AU Path > Alarm > Continuous > Defect

Syntax

:SOURce:DATA:TELecom:SDHSonet:ALARm:HOP:PATH:TYPE <wsp><Alarm>

Parameter(s)

Alarm:

The program data syntax for the first parameter is defined as a <CHARACTER PROGRAM DATA> element.

Selects the alarm (SONET | SDH) to be injected:

AIS: AIS-P | AU-AIS

EPCD1: ERDI-PCD | HP-ERDI-CD

EPPD1: ERDI-PPD | HP-ERDI-PD

EPSD1: ERDI-PSD | HP-ERDI-SD

LOP: LOP-P | AU-LOP

PDI: PDI-P

RDI: RDI-P | HP-RDI

UNEQP1: UNEQ-P | HP-UNEQ

Response Syntax

<Error>

Example(s)

SOUR:DATA:TEL:SDHS:ALAR:HOP:PATH:TYPE AIS

SOUR:DATA:TEL:SDHS:ALAR:HOP:PATH:TYPE?

Returns: AIS

See Also

SOURce:DATA:TELecom:SDHSonet:ALARm:HOP:PATH

:SOURce:DATA:TELecom:SDHSonet:ALARm:HOP:PATH:TYPE?

Description

This query returns the continuous STS/AU Path alarm Defect to be injected.

At *RST condition, this value is set to AIS.

Navigation Path: Results > Alarms/Errors > Injection > STS/AU Path > Alarm > Continuous > Defect

Syntax

:SOURce:DATA:TELecom:SDHSonet:ALARm:HOP:PATH:TYPE?

Response Syntax

<Alarm>

Response(s)

Alarm:

The response data syntax for the first parameter is defined as a <CHARACTER RESPONSE DATA> element.

Returns the alarm (SONET | SDH) to be injected:

AIS: AIS-P | AU-AIS

EPCD1: ERDI-PCD | HP-ERDI-CD

EPPD1: ERDI-PPD | HP-ERDI-PD

EPSD1: ERDI-PSD | HP-ERDI-SD

LOP: LOP-P | AU-LOP

PDI: PDI-P

RDI: RDI-P | HP-RDI

UNEQP1: UNEQ-P | HP-UNEQ

Example(s)

SOUR:DATA:TEL:SDHS:ALAR:HOP:PATH:TYPE AIS

SOUR:DATA:TEL:SDHS:ALAR:HOP:PATH:TYPE?

Returns: AIS

See Also

SOURce:DATA:TELecom:SDHSonet:ALARm:HOP:PATH?

:SOURce:DATA:TELecom:SDHSonet:ALARm:HOP:PATH?

Description

This query returns the enable/disable status of the continuous STS/AU Path alarm injection.

At *RST condition, this value is set to OFF.

Navigation Path: Results > Alarms/Errors > Injection > STS/AU Path > Alarm > Continuous > Inject

Syntax

:SOURce:DATA:TELecom:SDHSonet:ALARm:HOP:PATH?

Response Syntax

<Inject>

Response(s)

Inject:

The response data syntax for the first parameter is defined as a <BOOLEAN RESPONSE DATA> element.

Returns the enable/disable injection status.

1: Enabled

0: Disabled

Example(s)

SOUR:DATA:TEL:SDHS:ALAR:HOP:PATH:TYPE AIS

SOUR:DATA:TEL:SDHS:ALAR:HOP:PATH ON

SOUR:DATA:TEL:SDHS:ALAR:HOP:PATH?

Returns: 1

See Also

SOURce:DATA:TELecom:SDHSonet:ALARm:HOP:PATH:TYPE?

:SOURce:DATA:TELecom:SDHSonet:ALARm:HOP:TCM

Description

This command enables/disables the continuous STS/AU Path TCM alarm injection.

At *RST condition, this value is set to OFF.

Navigation Path: Results > Alarms/Errors > Injection > STS/AU Path TCM > Alarm > Continuous > Inject

Syntax

:SOURce:DATA:TELecom:SDHSonet:ALARm:HOP:TCM <wsp><Inject>

Parameter(s)

Inject:

The program data syntax for the first parameter is defined as a <BOOLEAN PROGRAM DATA> element.

Starts/stops the continuous alarm Injection.

ON: Enables alarm generation.

OFF: Disables alarm generation.

Response Syntax

<Inject>

Example(s)

SOUR:DATA:TEL:SDHS:ALAR:HOP:TCM:TYPE LIAIS

SOUR:DATA:TEL:SDHS:ALAR:HOP:TCM ON

SOUR:DATA:TEL:SDHS:ALAR:HOP:TCM?

Returns: 1

See Also

SOURce:DATA:TELecom:SDHSonet:ALARm:HOP:PATH:TYPE

:SOURce:DATA:TELecom:SDHSonet:ALARm:HOP:TCM:TYPE

Description

This command selects the continuous STS/AU Path TCM alarm Defect to be injected.

At *RST condition, this value is set to LLTC.

Navigation Path: Results > Alarms/Errors > Injection > STS/AU Path TCM > Alarm > Continuous > Defect

Syntax

:SOURce:DATA:TELecom:SDHSonet:ALARm:HOP:TCM:TYPE <wsp><Alarm>

Parameter(s)

Alarm:

The program data syntax for the first parameter is defined as a <CHARACTER PROGRAM DATA> element.

Selects the alarm (SONET | SDH) to be injected:

LIAIS: TC-IAIS-P | HPTC-IAIS

LLTC: TC-LTC-P | HPTC-LTC

LODI: TC-ODI-P | HPTC-ODI

LRDI: TC-RDI-P | HPTC- RDI

LUNEQ: TC-UNEQ-P | HPTC-UNEQ

Response Syntax

<Inject>

Example(s)

SOUR:DATA:TEL:SDHS:ALAR:HOP:TCM:TYPE LIAIS

SOUR:DATA:TEL:SDHS:ALAR:HOP:TCM:TYPE?

Returns: LIAIS

See Also

SOURce:DATA:TELecom:SDHSonet:ALARm:HOP:PATH

:SOURce:DATA:TELecom:SDHSonet:ALARm:HOP:TCM:TYPE?

Description

This query returns the continuous STS/AU Path TCM alarm Defect to be injected.

At *RST condition, this value is set to LLTC.

Navigation Path: Results > Alarms/Errors > Injection > STS/AU Path TCM > Alarm > Continuous > Defect

Syntax

:SOURce:DATA:TELecom:SDHSonet:ALARm:HOP:TCM:TYPE?

Response Syntax

<Alarm>

Response(s)

Alarm:

The response data syntax for the first parameter is defined as a <CHARACTER RESPONSE DATA> element.

Returns the alarm (SONET | SDH) to be injected:

LIAIS: TC-IAIS-P | HPTC-IAIS

LLTC: TC-LTC-P | HPTC-LTC

LODI: TC-ODI-P | HPTC-ODI

LRDI: TC-RDI-P | HPTC- RDI

LUNEQ: TC-UNEQ-P | HPTC-UNEQ

Example(s)

SOUR:DATA:TEL:SDHS:ALAR:HOP:TCM:TYPE LIAIS

SOUR:DATA:TEL:SDHS:ALAR:HOP:TCM:TYPE?

Returns: LIAIS

See Also

SOURce:DATA:TELecom:SDHSonet:ALARm:HOP:PATH?

:SOURce:DATA:TELecom:SDHSonet:ALARm:HOP:TCM?

Description

This query returns the enable/disable status of the continuous STS/AU Path TCM alarm injection.

At *RST condition, this value is set to OFF.

Navigation Path: Results > Alarms/Errors > Injection > STS/AU Path TCM > Alarm > Continuous > Inject

Syntax

:SOURce:DATA:TELecom:SDHSonet:ALARm:HOP:TCM?

Response Syntax

<Inject>

Response(s)

Inject:

The response data syntax for the first parameter is defined as a <BOOLEAN RESPONSE DATA> element.

Returns the enable/disable injection status.

1: Enabled

0: Disabled

Example(s)

SOUR:DATA:TEL:SDHS:ALAR:HOP:TCM:TYPE LIAIS

SOUR:DATA:TEL:SDHS:ALAR:HOP:TCM ON

SOUR:DATA:TEL:SDHS:ALAR:HOP:TCM?

Returns: 1

See Also

SOURce:DATA:TELecom:SDHSonet:ALARm:HOP:PATH:TYPE?

:SOURce:DATA:TELecom:SDHSonet:ALARm:LINE

Description

This command enables/disables the continuous Line/MS alarm injection.

At *RST condition, this value is set to OFF.

Navigation Path: Results > Alarms/Errors > Injection > Line/MS > Alarm > Continuous > Inject

Syntax

:SOURce:DATA:TELecom:SDHSonet:ALARm:LINE <wsp><Inject>

Parameter(s)

Inject:

The program data syntax for the first parameter is defined as a <BOOLEAN PROGRAM DATA> element.

Starts/stops the continuous alarm Injection.

ON: Enables alarm generation.

OFF: Disables alarm generation.

Response Syntax

<Inject>

Example(s)

SOUR:DATA:TEL:SDHS:ALAR:LINE:TYPE AIS

SOUR:DATA:TEL:SDHS:ALAR:LINE ON

SOUR:DATA:TEL:SDHS:ALAR:LINE?

Returns: 1

See Also

SOURce:DATA:TELecom:SDHSonet:ALARm:LINE:TYPE

:SOURce:DATA:TELecom:SDHSonet:ALARm:LINE:TYPE

Description

This command selects the continuous Line/MS alarm Defect to be injected.

At *RST condition, this value is set to AIS.

Navigation Path: Results > Alarms/Errors > Injection > Line/MS > Alarm > Continuous > Defect

Syntax

:SOURce:DATA:TELecom:SDHSonet:ALARm:LINE:TYPE <wsp><Alarm>

Parameter(s)

Alarm:

The program data syntax for the first parameter is defined as a <CHARACTER PROGRAM DATA> element.

Selects the alarm to be injected:

AIS: AIS-L | MS-AIS

RDI: RDI-L | MS-RDI

Response Syntax

<Inject>

Example(s)

SOUR:DATA:TEL:SDHS:ALAR:LINE:TYPE AIS

SOUR:DATA:TEL:SDHS:ALAR:LINE:TYPE?

Returns: AIS

See Also

SOURce:DATA:TELecom:SDHSonet:ALARm:LINE

:SOURce:DATA:TELecom:SDHSonet:ALARm:LINE:TYPE?

Description

This query returns the continuous Line/MS alarm Defect to be injected.

At *RST condition, this value is set to AIS.

Navigation Path: Results > Alarms/Errors > Injection > Line/MS > Alarm > Continuous > Defect

Syntax

:SOURce:DATA:TELecom:SDHSonet:ALARm:LINE:TYPE?

Response Syntax

<Alarm>

Response(s)

Alarm:

The response data syntax for the first parameter is defined as a <CHARACTER RESPONSE DATA> element.

Returns the alarm to be injected:

AIS: AIS-L | MS-AIS

RDI: RDI-L | MS-RDI

Example(s)

SOUR:DATA:TEL:SDHS:ALAR:LINE:TYPE AIS

SOUR:DATA:TEL:SDHS:ALAR:LINE:TYPE?

Returns: AIS

See Also

SOURce:DATA:TELecom:SDHSonet:ALARm:LINE?

:SOURce:DATA:TELecom:SDHSonet:ALARm:LINE?

Description

This query returns the enable/disable status of the continuous Line/MS alarm injection.

At *RST condition, this value is set to OFF.

Navigation Path: Results > Alarms/Errors > Injection > Line/MS > Alarm > Continuous > Inject

Syntax

:SOURce:DATA:TELecom:SDHSonet:ALARm:LINE?

Response Syntax

<Inject>

Response(s)

Inject:

The response data syntax for the first parameter is defined as a <BOOLEAN RESPONSE DATA> element.

Returns the enable/disable injection status.

1: Enabled

0: Disabled

Example(s)

SOUR:DATA:TEL:SDHS:ALAR:LINE:TYPE AIS

SOUR:DATA:TEL:SDHS:ALAR:LINE ON

SOUR:DATA:TEL:SDHS:ALAR:LINE?

Returns: 1

See Also

SOURce:DATA:TELecom:SDHSonet:ALARm:LINE:TYPE

:SOURce:DATA:TELecom:SDHSonet:ALARm:LOP:PATH

Description

This command enables/disables the continuous VT/TU Path alarm injection.

At *RST condition, this value is set to OFF.

Navigation Path: Results > Alarms/Errors > Injection > VT/TU Path > Alarm > Continuous > Inject

Syntax

:SOURce:DATA:TELecom:SDHSonet:ALARm:LOP:PATH <wsp><Inject>

Parameter(s)

Inject:

The program data syntax for the first parameter is defined as a <BOOLEAN PROGRAM DATA> element.

Enables and disables the LOP (Low Order Path) alarm generation.

Starts/stops the continuous alarm Injection.

ON: Enables alarm generation.

OFF: Disables alarm generation.

Response Syntax

<Inject>

Example(s)

SOUR:DATA:TEL:SDHS:ALAR:LOP:PATH:TYPE AIS

SOUR:DATA:TEL:SDHS:ALAR:LOP:PATH ON

SOUR:DATA:TEL:SDHS:ALAR:LOP:PATH?

Returns: 1

See Also

SOURce:DATA:TELecom:SDHSonet:ALARm:HOP:PATH:TYPE?

:SOURce:DATA:TELecom:SDHSonet:ALARm:LOP:PATH:TYPE

Description

This command selects the continuous VT/TU Path alarm Defect to be injected.

At *RST condition, this value is set to AIS.

Navigation Path: Results > Alarms/Errors > Injection > VT/TU Path > Alarm > Continuous > Defect

Syntax

:SOURce:DATA:TELecom:SDHSonet:ALARm:LOP:PATH:TYPE <wsp><Alarm>

Parameter(s)

Alarm:

The program data syntax for the first parameter is defined as a <CHARACTER PROGRAM DATA> element.

Selects the alarm to be injected:

AIS: AIS-V | TU-AIS

EVCD: ERDI-VCD | LP-ERDI-CD

EVPD: ERDI-VPD | LP-ERDI-PD

EVSD: ERDI-VSD | LP-ERDI-SD

LPRFi: RFI-V | LP-RFI

RDI: RDI-V | LP-RDI

TULop: LOP-V | TU-LOP

UNEQp: UNEQ-V | LP-UNEQ

Response Syntax

<Inject>

Example(s)

SOUR:DATA:TEL:SDHS:ALAR:LOP:PATH:TYPE AIS

SOUR:DATA:TEL:SDHS:ALAR:LOP:PATH:TYPE?

Returns: AIS

See Also

SOURce:DATA:TELecom:SDHSonet:ALARm:HOP:PATH?

:SOURce:DATA:TELecom:SDHSonet:ALARm:LOP:PATH:TYPE?

Description

This query returns the continuous VT/TU Path alarm Defect to be injected.

At *RST condition, this value is set to AIS.

Navigation Path: Results > Alarms/Errors > Injection > VT/TU Path > Alarm > Continuous > Defect

Syntax

:SOURce:DATA:TELecom:SDHSonet:ALARm:LOP:PATH:TYPE?

Response Syntax

<Alarm>

Response(s)

Alarm:

The response data syntax for the first parameter is defined as a <CHARACTER RESPONSE DATA> element.

Returns the alarm to be injected:

AIS: AIS-V | TU-AIS

EVCD: ERDI-VCD | LP-ERDI-CD

EVPD: ERDI-VPD | LP-ERDI-PD

EVSD: ERDI-VSD | LP-ERDI-SD

LPRFi: RFI-V | LP-RFI

RDI: RDI-V | LP-RDI

TULop: LOP-V | TU-LOP

UNEQp: UNEQ-V | LP-UNEQ

Example(s)

SOUR:DATA:TEL:SDHS:ALAR:LOP:PATH:TYPE AIS

SOUR:DATA:TEL:SDHS:ALAR:LOP:PATH:TYPE?

Returns: AIS

See Also

SOURce:DATA:TELecom:SDHSonet:ALARm:HOP:PATH

:SOURce:DATA:TELecom:SDHSonet:ALARm:LOP:PATH?

Description

This query returns the enable/disable status of the continuous VT/TU Path alarm injection.

At *RST condition, this value is set to OFF.

Navigation Path: Results > Alarms/Errors > Injection > VT/TU Path > Alarm > Continuous > Inject

Syntax

:SOURce:DATA:TELecom:SDHSonet:ALARm:LOP:PATH?

Response Syntax

<Inject>

Response(s)

Inject:

The response data syntax for the first parameter is defined as a <BOOLEAN RESPONSE DATA> element.

Returns the enable/disable injection status.

1: Enabled

0: Disabled

Example(s)

SOUR:DATA:TEL:SDHS:ALAR:LOP:PATH:TYPE AIS

SOUR:DATA:TEL:SDHS:ALAR:LOP:PATH ON

SOUR:DATA:TEL:SDHS:ALAR:LOP:PATH?

Returns: 1

See Also

SOURce:DATA:TELecom:SDHSonet:ALARm:HOP:PATH:TYPE

:SOURce:DATA:TELecom:SDHSonet:ALARm:LOP:TCM

Description

This command enables/disables the continuous VT/TU Path TCM alarm injection.

At *RST condition, this value is set to OFF.

Navigation Path: Results > Alarms/Errors > Injection > VT/TU Path TCM > Alarm > Continuous > Inject

Syntax

:SOURce:DATA:TELecom:SDHSonet:ALARm:LOP:TCM <wsp><Inject>

Parameter(s)

Inject:

The program data syntax for the first parameter is defined as a <BOOLEAN PROGRAM DATA> element.

Starts/stops the continuous alarm Injection.

ON: Enables alarm generation.

OFF: Disables alarm generation.

Response Syntax

<Inject>

Example(s)

SOUR:DATA:TEL:SDHS:ALAR:LOP:TCM:TYPE LIAIS

SOUR:DATA:TEL:SDHS:ALAR:LOP:TCM ON

SOUR:DATA:TEL:SDHS:ALAR:LOP:TCM?

Returns: 1

See Also

SOURce:DATA:TELecom:SDHSonet:ALARm:HOP:PATH:TYPE

:SOURce:DATA:TELecom:SDHSonet:ALARm:LOP:TCM:TYPE

Description

This command selects the continuous VT/TU Path TCM alarm Defect to be injected.

At *RST condition, this value is set to LIAIS.

Navigation Path: Results > Alarms/Errors > Injection > VT/TU Path TCM > Alarm > Continuous > Defect

Syntax

:SOURce:DATA:TELecom:SDHSonet:ALARm:LOP:TCM:TYPE <wsp><Alarm>

Parameter(s)

Alarm:

The program data syntax for the first parameter is defined as a <CHARACTER PROGRAM DATA> element.

Selects the alarm to be injected:

LIAIS: TC-AIS-V | LPTC-AIS

LLTC: TC-LTC-V | LPTC-LTC

LODI: TC-ODI-V | LPTC-ODI

LRDI: TC-RDI-V | LPTC-RDI

LUNEQ: TC-UNEQ-V | LPTC-UNEQ

Response Syntax

<Inject>

Example(s)

SOUR:DATA:TEL:SDHS:ALAR:LOP:TCM:TYPE LIAIS

SOUR:DATA:TEL:SDHS:ALAR:LOP:TCM:TYPE?

Returns: LIAIS

See Also

SOURce:DATA:TELecom:SDHSonet:ALARm:HOP:PATH

:SOURce:DATA:TELecom:SDHSonet:ALARm:LOP:TCM:TYPE?

Description

This query returns the continuous VT/TU Path TCM alarm Defect to be injected.

At *RST condition, this value is set to TLTC.

Navigation Path: Results > Alarms/Errors > Injection > VT/TU Path TCM > Alarm > Continuous > Defect

Syntax

:SOURce:DATA:TELecom:SDHSonet:ALARm:LOP:TCM:TYPE?

Response Syntax

<Alarm>

Response(s)

Alarm:

The response data syntax for the first parameter is defined as a <CHARACTER RESPONSE DATA> element.

Returns the alarm to be injected:

LIAIS: TC-AIS-V | LPTC-AIS

LLTC: TC-LTC-V | LPTC-LTC

LODI: TC-ODI-V | LPTC-ODI

LRDI: TC-RDI-V | LPTC-RDI

LUNEQ: TC-UNEQ-V | LPTC-UNEQ

Example(s)

SOUR:DATA:TEL:SDHS:ALAR:LOP:TCM:TYPE LIAIS

SOUR:DATA:TEL:SDHS:ALAR:LOP:TCM:TYPE?

Returns: LIAIS

See Also

SOURce:DATA:TELecom:SDHSonet:ALARm:HOP:PATH?

:SOURce:DATA:TELecom:SDHSonet:ALARm:LOP:TCM?

Description

This query returns the enable/disable status of the continuous VT/TU Path TCM alarm injection.

At *RST condition, this value is set to OFF.

Navigation Path: Results > Alarms/Errors > Injection > VT/TU Path TCM > Alarm > Continuous > Inject

Syntax

:SOURce:DATA:TELecom:SDHSonet:ALARm:LOP:TCM?

Response Syntax

<Inject>

Response(s)

Inject:

The response data syntax for the first parameter is defined as a <BOOLEAN RESPONSE DATA> element.

Returns the enable/disable injection status.

1: Enabled

0: Disabled

Example(s)

SOUR:DATA:TEL:SDHS:ALAR:LOP:TCM:TYPE LIAIS

SOUR:DATA:TEL:SDHS:ALAR:LOP:TCM ON

SOUR:DATA:TEL:SDHS:ALAR:LOP:TCM?

Returns: 1

See Also

SOURce:DATA:TELecom:SDHSonet:ALARm:HOP:PATH:TYPE?

:SOURce:DATA:TELecom:SDHSonet:ALARm:LOPTu:PATH

Description

This command enables/disables the continuous TU-3 Path alarm injection.

At *RST condition, this value is set to OFF.

Navigation Path: Results > Alarms/Errors > Injection > TU-3 > Alarm > Continuous > Inject

Syntax

:SOURce:DATA:TELecom:SDHSonet:ALARm:LOPTu:PATH <wsp><Inject>

Parameter(s)

Inject:

The program data syntax for the first parameter is defined as a <BOOLEAN PROGRAM DATA> element.

Starts/stops the continuous alarm Injection.

ON: Enables alarm generation.

OFF: Disables alarm generation.

Response Syntax

<Inject>

Example(s)

SOUR:DATA:TEL:SDHS:ALAR:LOPT:PATH:TYPE AIS

SOUR:DATA:TEL:SDHS:ALAR:LOPT:PATH ON

SOUR:DATA:TEL:SDHS:ALAR:LOPT:PATH?

Returns: 1

See Also

SOURce:DATA:TELecom:SDHSonet:ALARm:HOP:PATH:TYPE

:SOURce:DATA:TELecom:SDHSonet:ALARm:LOPTu:PATH:TYPE

Description

This command selects the continuous TU-3 Path alarm Defect to be injected.

At *RST condition, this value is set to AIS.

Navigation Path: Results > Alarms/Errors > Injection > TU-3 > Alarm > Continuous > Defect

This query returns the continuous TU-3 Path alarm Defect to be injected.

Returns the alarm to be injected:

Syntax

:SOURce:DATA:TELecom:SDHSonet:ALARm:LOPTu:PATH:TYPE <wsp><Alarm>

Parameter(s)

Alarm:

The program data syntax for the first parameter is defined as a <CHARACTER PROGRAM DATA> element.

Selects the alarm to be injected:

AIS: TU-AIS

ECD: LP-ERDI-CD

EPD: LP-ERDI-PD

ESD: LP-ERDI-SD

LOP: TU-LOP

LPRDi: LP-RDI

UNEQ: LP-UNEQ

Response Syntax

<Inject>

Example(s)

SOUR:DATA:TEL:SDHS:ALAR:LOPT:PATH:TYPE AIS

SOUR:DATA:TEL:SDHS:ALAR:LOPT:PATH:TYPE?

Returns: AIS

See Also

SOURce:DATA:TELecom:SDHSonet:ALARm:HOP:PATH

:SOURce:DATA:TELecom:SDHSonet:ALARm:LOPTu:PATH:TYPE?

Description

This query returns the continuous TU-3 Path alarm Defect to be injected.

At *RST condition, this value is set to AIS.

Navigation Path: Results > Alarms/Errors > Injection > TU-3 > Alarm > Continuous > Defect

Syntax

:SOURce:DATA:TELecom:SDHSonet:ALARm:LOPTu:PATH:TYPE?

Response Syntax

<Alarm>

Response(s)

Alarm:

The response data syntax for the first parameter is defined as a <CHARACTER RESPONSE DATA> element.

Returns the alarm to be injected:

AIS: TU-AIS

ECD: LP-ERDI-CD

EPD: LP-ERDI-PD

ESD: LP-ERDI-SD

LOP: TU-LOP

LPRDi: LP-RDI

UNEQ: LP-UNEQ

Example(s)

SOUR:DATA:TEL:SDHS:ALAR:LOPT:PATH:TYPE AIS

SOUR:DATA:TEL:SDHS:ALAR:LOPT:PATH:TYPE?

Returns: AIS

See Also

SOURce:DATA:TELecom:SDHSonet:ALARm:HOP:PATH?

:SOURce:DATA:TELecom:SDHSonet:ALARm:LOPTu:PATH?

Description
This query returns the enable/disable status of the continuous TU-3 Path alarm injection.
At *RST condition, this value is set to OFF.
Navigation Path: Results > Alarms/Errors > Injection > TU-3 > Alarm > Continuous > Inject

Syntax
:SOURce:DATA:TELecom:SDHSonet:ALARm:LOPTu:PATH?

Response Syntax
<Set>

Response(s)
Set:
The response data syntax for the first parameter is defined as a <BOOLEAN RESPONSE DATA> element.
Returns the enable/disable injection status.
1: Enabled
0: Disabled

Example(s)
SOUR:DATA:TEL:SDHS:ALAR:LOPT:PATH:TYPE AIS
SOUR:DATA:TEL:SDHS:ALAR:LOPT:PATH ON
SOUR:DATA:TEL:SDHS:ALAR:LOPT:PATH?
Returns: 1

See Also
SOURce:DATA:TELecom:SDHSonet:ALARm:HOP:PATH:TYPE?

:SOURce:DATA:TELecom:SDHSonet:ALARm:SECTion

Description

This command enables/disables the continuous Section/RS alarm injection.

At *RST condition, this value is set to OFF.

Navigation Path: Results > Alarms/Errors > Injection > Section/RS > Alarm > Continuous > Inject

Syntax

:SOURce:DATA:TELecom:SDHSonet:ALARm:SECTion <wsp><Inject>

Parameter(s)

Inject:

The program data syntax for the first parameter is defined as a <BOOLEAN PROGRAM DATA> element.

Starts/stops the continuous alarm Injection.

ON: Enables alarm generation.

OFF: Disables alarm generation.

Response Syntax

<Set>

Example(s)

SOUR:DATA:TEL:SDHS:ALAR:SECT:TYPE LOF1

SOUR:DATA:TEL:SDHS:ALAR:SECT ON

SOUR:DATA:TEL:SDHS:ALAR:SECT?

Returns: 1

See Also

SOURce:DATA:TELecom:SDHSonet:ALARm:SECTion:TYPE?

:SOURce:DATA:TELecom:SDHSonet:ALARm:SECTion:TYPE

Description

This command selects the continuous Section/RS alarm Defect to be injected.

At *RST condition, this value is set to LOF1.

Navigation Path: Results > Alarms/Errors > Injection > Section/RS > Alarm > Continuous > Defect

Syntax

:SOURce:DATA:TELecom:SDHSonet:ALARm:SECTion:TYPE <wsp><Alarm>

Parameter(s)

Alarm:

The program data syntax for the first parameter is defined as a <CHARACTER PROGRAM DATA> element.

Selects the alarm to be injected:

LOF1: LOF

SEF1: SEF

Response Syntax

<Set>

Example(s)

SOUR:DATA:TEL:SDHS:ALAR:SECT:TYPE LOF1

SOUR:DATA:TEL:SDHS:ALAR:SECT:TYPE?

Returns: LOF1

See Also

SOURce:DATA:TELecom:SDHSonet:ALARm:SECTion?

:SOURce:DATA:TELecom:SDHSonet:ALARm:SECTion:TYPE?

Description

This query returns the continuous Section/RS alarm Defect to be injected.

At *RST condition, this value is set to LOF1.

Navigation Path: Results > Alarms/Errors > Injection > Section/RS > Alarm > Continuous > Defect

Syntax

:SOURce:DATA:TELecom:SDHSonet:ALARm:SECTion:TYPE?

Response Syntax

<Alarm>

Response(s)

Alarm:

The response data syntax for the first parameter is defined as a <CHARACTER RESPONSE DATA> element.

Returns the alarm to be injected:

LOF1: LOF

SEF1: SEF

Example(s)

SOUR:DATA:TEL:SDHS:ALAR:SECT:TYPE LOF1

SOUR:DATA:TEL:SDHS:ALAR:SECT:TYPE?

Returns: LOF1

See Also

SOURce:DATA:TELecom:SDHSonet:ALARm:SECTion

:SOURce:DATA:TELecom:SDHSonet:ALARm:SECTion?

Description

This query returns the enable/disable status of the continuous Section/RS alarm injection.

At *RST condition, this value is set to OFF.

Navigation Path: Results > Alarms/Errors > Injection > Section/RS > Alarm > Continuous > Inject

Syntax

:SOURce:DATA:TELecom:SDHSonet:ALARm:SECTion?

Response Syntax

<Set>

Response(s)

Set:

The response data syntax for the first parameter is defined as a <BOOLEAN RESPONSE DATA> element.

Returns the enable/disable injection status.

1: Enabled

0: Disabled

Example(s)

SOUR:DATA:TEL:SDHS:ALAR:SECT:TYPE LOF1

SOUR:DATA:TEL:SDHS:ALAR:SECT ON

SOUR:DATA:TEL:SDHS:ALAR:SECT?

Returns: 1

See Also

SOURce:DATA:TELecom:SDHSonet:ALARm:SECTion:TYPE

:SOURce:DATA:TELecom:SDHSonet:ERRor:HOP:PATH:AMOunt

Description

This command sets the manual STS/AU Path error Amount to be injected.

At *RST condition, this value is set to 1.

Navigation Path: Results > Alarms/Errors > Injection > STS/AU Path > Error > Manual > Amount

Syntax

:SOURce:DATA:TELecom:SDHSonet:ERRor:HOP:PATH:AMOunt <wsp><Amount>

Parameter(s)

Amount:

The program data syntax for the first parameter is defined as a <DECIMAL NUMERIC PROGRAM DATA> element.

Sets the amount of error to be injected. Choices are 1 through 50.

MAXimum: Biggest supported value.

MINimum: Smallest supported value.

DEFault: Default value.

Response Syntax

<Set>

Example(s)

SOUR:DATA:TEL:SDHS:ERR:HOP:PATH:AMO 15

SOUR:DATA:TEL:SDHS:ERR:HOP:PATH:AMO?

Returns: 15

See Also

SOURce:DATA:TELecom:SDHSonet:ERRor:HOP:PATH:MANual:TYPE?

:SOURce:DATA:TELecom:SDHSonet:ERRor:HOP:PATH:AMOunt?

Description

This query returns the manual STS/AU Path error Amount to be injected.

At *RST condition, this value is set to 1.

Navigation Path: Results > Alarms/Errors > Injection > STS/AU Path > Error > Manual > Amount

Syntax

:SOURce:DATA:TELecom:SDHSonet:ERRor:HOP:PATH:AMOunt?[<wsp><Value>]

Parameter(s)

Value:

The program data syntax for the first parameter is defined as a <CHARACTER PROGRAM DATA> element.

This parameter is optional. If no token is specified, the current amount is returned.

MAXimum: Biggest supported value.

MINimum: Smallest supported value.

DEFault: Default value.

Response Syntax

<Amount>

Response(s)

Amount:

The response data syntax for the first parameter is defined as a <NR1 NUMERIC RESPONSE DATA> element.

Returns the amount of error to be injected.

Example(s)

SOUR:DATA:TEL:SDHS:ERR:HOP:PATH:AMO 15

SOUR:DATA:TEL:SDHS:ERR:HOP:PATH:AMO?

Returns: 15

See Also

SOURce:DATA:TELecom:SDHSonet:ERRor:HOP:PATH:MANual:TYPE

:SOURce:DATA:TELecom:SDHSonet:ERRor:HOP:PATH:AUTomated

Description

This command enables/disables the Rate/Max Rate STS/AU Path error injection.

At *RST condition, this value is set to OFF.

Navigation Path: Results > Alarms/Errors > Injection > STS/AU Path > Error > Rate/Max Rate > Inject

Syntax

:SOURce:DATA:TELecom:SDHSonet:ERRor:HOP:PATH:AUTomated <wsp><Status>

Parameter(s)

Status:

The program data syntax for the first parameter is defined as a <BOOLEAN PROGRAM DATA> element.

Enables/disables:

ON: Enables

OFF: Disables

Response Syntax

<Amount>

Example(s)

SOUR:DATA:TEL:SDHS:ERR:HOP:PATH:AUT:RATE 1.0E-10

SOUR:DATA:TEL:SDHS:ERR:HOP:PATH:AUT ON

SOUR:DATA:TEL:SDHS:ERR:HOP:PATH:AUT?

Returns: 1

See Also

SOURce:DATA:TELecom:SDHS:ERRor:HOP:PATH:AUTomated:TYPE?

SOURce:DATA:TELecom:SDHS:ERRor:HOP:PATH:AUTomated:RATE?

:SOURce:DATA:TELecom:SDHSonet:ERRor:HOP:PATH:AUTomated:CONTinuous

Description

This command sets the automated STS/AU Path error Mode: ON for Max Rate and OFF for Rate.

At *RST condition, this value is set to OFF.

Navigation Path: Results > Alarms/Errors > Injection > STS/AU Path > Error > Mode

Syntax

:SOURce:DATA:TELecom:SDHSonet:ERRor:HOP:PATH:AUTomated:CONTinuous <wsp><Mode>

Parameter(s)

Mode:

The program data syntax for the first parameter is defined as a <BOOLEAN PROGRAM DATA> element.

Sets the automated error Mode:

ON: Max Rate

OFF: Rate

Response Syntax

<Amount>

Example(s)

SOUR:DATA:TEL:SDHS:ERR:HOP:PATH:AUT:CONT ON

SOUR:DATA:TEL:SDHS:ERR:HOP:PATH:AUT:CONT?

Returns: 1

See Also

SOURce:DATA:TELecom:SDHSonet:ERRor:HOP:PATH:AUTomated:TYPE?

:SOURce:DATA:TELecom:SDHSonet:ERRor:HOP:PATH:AUTomated:CONTinuous?

Description

This query returns the automated STS/AU Path error Mode: ON for Max Rate and OFF for Rate.

At *RST condition, this value is set to OFF.

Navigation Path: Results > Alarms/Errors > Injection > STS/AU Path > Error > Mode

Syntax

:SOURce:DATA:TELecom:SDHSonet:ERRor:HOP:PATH:AUTomated:CONTinuous?

Response Syntax

<Mode>

Response(s)

Mode:

The response data syntax for the first parameter is defined as a <BOOLEAN RESPONSE DATA> element.

Returns the automated error Mode:

1: Max Rate

0: Rate

Example(s)

SOUR:DATA:TEL:SDHS:ERR:HOP:PATH:AUT:CONT ON

SOUR:DATA:TEL:SDHS:ERR:HOP:PATH:AUT:CONT?

Returns: 1

See Also

SOURce:DATA:TELecom:SDHSonet:ERRor:HOP:PATH:AUTomated:TYPE

SOURce:DATA:TELecom:SDHSonet:ERRor:HOP:PATH:AUTomated

:SOURce:DATA:TELecom:SDHSonet:ERRor:HOP:PATH:AUTomated:RATE

Description	This command sets the automated STS/AU Path error Rate to be injected. At *RST condition, this value is device dependent. Navigation Path: Results > Alarms/Errors > Injection > STS/AU Path > Error > Rate > Rate
Syntax	:SOURce:DATA:TELecom:SDHSonet:ERRor:HOP:PATH:AUTomated:RATE <wsp><Rate>
Parameter(s)	**Rate**: The program data syntax for the first parameter is defined as a <DECIMAL NUMERIC PROGRAM DATA> element. Sets the rate of error to be injected. MAXimum: Biggest supported value MINimum: Smallest supported value
Response Syntax	<Mode>
Example(s)	SOUR:DATA:TEL:SDHS:ERR:HOP:PATH:AUT:RATE 1.0E-10 SOUR:DATA:TEL:SDHS:ERR:HOP:PATH:AUT:RATE? Returns: 1.0E-10
See Also	SOURce:DATA:TELecom:SDHSonet:ERRor:HOP:PATH:AUTomated:TYPE? SOURce:DATA:TELecom:SDHSonet:ERRor:HOP:PATH:AUTomated?

:SOURce:DATA:TELecom:SDHSonet:ERRor:HOP:PATH:AUTomated:RATE?

Description

This query returns the automated STS/AU Path error Rate to be injected.

At *RST condition, this value is device dependent.

Navigation Path: Results > Alarms/Errors > Injection > STS/AU Path > Error > Rate > Rate

Syntax

:SOURce:DATA:TELecom:SDHSonet:ERRor:HOP:PATH:AUTomated:RATE?[<wsp><Value>]

Parameter(s)

Value:

The program data syntax for the first parameter is defined as a <CHARACTER PROGRAM DATA> element.

This parameter is optional. If no token is specified, the current injection rate is returned.

MAXimum: Biggest supported value

MINimum: Smallest supported value

Response Syntax

<Rate>

Response(s)

Rate:

The response data syntax for the first parameter is defined as a <NR3 NUMERIC RESPONSE DATA> element.

Returns the rate of error to be injected.

Example(s)

SOUR:DATA:TEL:SDHS:ERR:HOP:PATH:AUT:RATE 1.0E-10

SOUR:DATA:TEL:SDHS:ERR:HOP:PATH:AUT:RATE?

Returns: 1.0E-10

See Also

SOURce:DATA:TELecom:SDHSonet:ERRor:HOP:PATH:AUTomated:TYPE

SOURce:DATA:TELecom:SDHSonet:ERRor:HOP:PATH:AUTomated

:SOURce:DATA:TELecom:SDHSonet:ERRor:HOP:PATH:AUTomated:TYPE

Description

This command selects the automated STS/AU Path error Defect to be injected.

At *RST condition, this value is set to B3.

Navigation Path: Results > Alarms/Errors > Injection > STS/AU Path > Error > Rate/Max Rate > Defect

Syntax

:SOURce:DATA:TELecom:SDHSonet:ERRor:HOP:PATH:AUTomated:TYPE <wsp><Error>

Parameter(s)

Error:

The program data syntax for the first parameter is defined as a <CHARACTER PROGRAM DATA> element.

Selects the error to be injected:

B3

REI: REI-P | HP-REI

Response Syntax

<Rate>

Example(s)

SOUR:DATA:TEL:SDHS:ERR:HOP:PATH:AUT:TYPE B3

SOUR:DATA:TEL:SDHS:ERR:HOP:PATH:AUT:TYPE?

Returns: B3

See Also

SOURce:DATA:TELecom:SDHSonet:ERRor:HOP:PATH:AUTomated:RATE?

SOURce:DATA:TELecom:SDHSonet:ERRor:HOP:PATH:AUTomated?

:SOURce:DATA:TELecom:SDHSonet:ERRor:HOP:PATH:AUTomated:TYPE?

Description

This query returns the automated STS/AU Path error Defect to be injected.

At *RST condition, this value is set to B3.

Navigation Path: Results > Alarms/Errors > Injection > STS/AU Path > Error > Rate/Max Rate > Defect

Syntax

:SOURce:DATA:TELecom:SDHSonet:ERRor:HOP:PATH:AUTomated:TYPE?

Response Syntax

<Error>

Response(s)

Error:

The response data syntax for the first parameter is defined as a <CHARACTER RESPONSE DATA> element.

Returns the error to be injected:

B3

REI: REI-P | HP-REI

Example(s)

SOUR:DATA:TEL:SDHS:ERR:HOP:PATH:AUT:TYPE B3

SOUR:DATA:TEL:SDHS:ERR:HOP:PATH:AUT:TYPE?

Returns: B3

See Also

SOURce:DATA:TELecom:SDHSonet:ERRor:HOP:PATH:AUTomated:RATE

SOURce:DATA:TELecom:SDHSonet:ERRor:HOP:PATH:AUTomated

:SOURce:DATA:TELecom:SDHSonet:ERRor:HOP:PATH:AUTomated?

Description

This query returns the enable/disable status of the Rate/Max Rate STS/AU Path error injection.

At *RST condition, this value is set to OFF.

Navigation Path: Results > Alarms/Errors > Injection > STS/AU Path > Error > Rate/Max Rate > Inject

Syntax

:SOURce:DATA:TELecom:SDHSonet:ERRor:HOP:PATH:AUTomated?

Response Syntax

<Set>

Response(s)

Set:

The response data syntax for the first parameter is defined as a <BOOLEAN RESPONSE DATA> element.

Returns the enable/disable injection status:

1: Enabled

0: Disabled

Example(s)

SOUR:DATA:TEL:SDHS:ERR:HOP:PATH:AUT:RATE 1.0E-10

SOUR:DATA:TEL:SDHS:ERR:HOP:PATH:AUT ON

SOUR:DATA:TEL:SDHS:ERR:HOP:PATH:AUT?

Returns: 1

See Also

SOURce:DATA:TELecom:SDHSonet:ERRor:HOP:PATH:AUTomated:TYPE

SOURce:DATA:TELecom:SDHSonet:ERRor:HOP:PATH:AUTomated:RATE

:SOURce:DATA:TELecom:SDHSonet:ERRor:HOP:PATH:INJect

Description	This command enables/disables the manual STS/AU Path error injection. This command is an event and has no associated *RST condition or query form. Navigation Path: Results > Alarms/Errors > Injection > STS/AU Path > Error > Manual > Inject
Syntax	:SOURce:DATA:TELecom:SDHSonet:ERRor:HOP:PATH:INJect
Response Syntax	<Set>
Example(s)	SOUR:DATA:TEL:SDHS:ERR:HOP:PATH:INJ
See Also	SOURce:DATA:TELecom:SDHSonet:ERRor:HOP:PATH:MANual:TYPE

:SOURce:DATA:TELecom:SDHSonet:ERRor:HOP:PATH:MANual:TYPE

Description	This command selects the manual STS/AU Path error Defect to be injected. At *RST condition, this value is set to B3. Navigation Path: Results > Alarms/Errors > Injection > STS/AU Path > Error > Manual > Defect
Syntax	:SOURce:DATA:TELecom:SDHSonet:ERRor:HOP:PATH:MANual:TYPE <wsp><Error>
Parameter(s)	**Error**: The program data syntax for the first parameter is defined as a <CHARACTER PROGRAM DATA> element. Selects the error to be injected: B3 REI: REI-P | HP-REI
Response Syntax	<Set>
Example(s)	SOUR:DATA:TEL:SDHS:ERR:HOP:PATH:MAN:TYPE B3 SOUR:DATA:TEL:SDHS:ERR:HOP:PATH:MAN:TYPE? Returns: B3
See Also	SOURce:DATA:TELecom:SDHSonet:ERRor:HOP:PATH:AMOunt?

:SOURce:DATA:TELecom:SDHSonet:ERRor:HOP:PATH:MANual:TYPE?

Description

This query returns the manual STS/AU Path error Defect to be injected.

At *RST condition, this value is set to B3.

Navigation Path: Results > Alarms/Errors > Injection > STS/AU Path > Error > Manual > Defect

Syntax

:SOURce:DATA:TELecom:SDHSonet:ERRor:HOP:PATH:MANual:TYPE?

Response Syntax

<Error>

Response(s)

Error:

The response data syntax for the first parameter is defined as a <CHARACTER RESPONSE DATA> element.

Returns the error to be injected:

B3

REI: REI-P | HP-REI

Example(s)

SOUR:DATA:TEL:SDHS:ERR:HOP:PATH:MAN:TYPE B3

SOUR:DATA:TEL:SDHS:ERR:HOP:PATH:MAN:TYPE?

Returns: B3

See Also

SOURce:DATA:TELecom:SDHSonet:ERRor:HOP:PATH:AMOunt

:SOURce:DATA:TELecom:SDHSonet:ERRor:HOP:TCM:AUTomated

Description

This command enables/disables the Rate/Max Rate STS/AU Path TCM error injection.

At *RST condition, this value is set to OFF.

Navigation Path: Results > Alarms/Errors > Injection > STS/AU Path TCM > Error > Rate/Max Rate > Inject

Syntax

:SOURce:DATA:TELecom:SDHSonet:ERRor:HOP:TCM:AUTomated <wsp><Inject>

Parameter(s)

Inject:

The program data syntax for the first parameter is defined as a <BOOLEAN PROGRAM DATA> element.

Starts/stops the automated Rate/Max Rate error Injection.

ON: Enables error injection.

OFF: Disables error injection.

Response Syntax

<Error>

Example(s)

SOUR:DATA:TEL:SDHS:ERR:HOP:TCM:AUT:RATE 1.0E-10

SOUR:DATA:TEL:SDHS:ERR:HOP:TCM:AUT ON

SOUR:DATA:TEL:SDHS:ERR:HOP:TCM:AUT

Returns: 1

See Also

SOURce:DATA:TELecom:SDHSonet:ERRor:HOP:PATH:AUTomated:TYPE?

SOURce:DATA:TELecom:SDHSonet:ERRor:HOP:PATH:AUTomated:RATE?

:SOURce:DATA:TELecom:SDHSonet:ERRor:HOP:TCM:AUTomated:CONTinuous

Description

This command sets the automated STS/AU Path TCM error Mode: ON for Max Rate and OFF for Rate.

At *RST condition, this value is set to OFF.

Navigation Path: Results > Alarms/Errors > Injection > STS/AU Path TCM > Error > Mode

Syntax

:SOURce:DATA:TELecom:SDHSonet:ERRor:HOP:TCM:AUTomated:CONTinuous <wsp><Mode>

Parameter(s)

Mode:

The program data syntax for the first parameter is defined as a <BOOLEAN PROGRAM DATA> element.

Sets the automated error Mode:

ON: Max Rate

OFF: Rate

Response Syntax

<Error>

Example(s)

SOUR:DATA:TEL:SDHS:ERR:HOP:TCM:AUT:CONT ON

SOUR:DATA:TEL:SDHS:ERR:HOP:TCM:AUT:CONT?

Returns: 1

See Also

SOURce:DATA:TELecom:SDHSonet:ERRor:HOP:PATH:AUTomated:TYPE?

:SOURce:DATA:TELecom:SDHSonet:ERRor:HOP:TCM:AUTomated:CONTinuous?

Description	This query returns the automated STS/AU Path TCM error Mode: ON for Max Rate and OFF for Rate. At *RST condition, this value is set to OFF. Navigation Path: Results > Alarms/Errors > Injection > STS/AU Path TCM > Error > Mode
Syntax	:SOURce:DATA:TELecom:SDHSonet:ERRor:HOP:TCM:AUTomated:CONTinuous?
Response Syntax	<Mode>
Response(s)	**Mode**: The response data syntax for the first parameter is defined as a <BOOLEAN RESPONSE DATA> element. Returns the automated error Mode: 1: Max Rate 0: Rate
Example(s)	SOUR:DATA:TEL:SDHS:ERR:HOP:TCM:AUT:CONT ON SOUR:DATA:TEL:SDHS:ERR:HOP:TCM:AUT:CONT? Returns: 1
See Also	SOURce:DATA:TELecom:SDHSonet:ERRor:HOP:PATH:AUTomated:TYPE SOURce:DATA:TELecom:SDHSonet:ERRor:HOP:PATH:AUTomated

:SOURce:DATA:TELecom:SDHSonet:ERRor:HOP:TCM:AUTomated:RATE

Description

This command sets the automated STS/AU Path TCM error Rate to be injected.

At *RST condition, this value is device dependent.

Navigation Path: Results > Alarms/Errors > Injection > STS/AU Path TCM > Error > Rate > Rate

Syntax

:SOURce:DATA:TELecom:SDHSonet:ERRor:HOP:TCM:AUTomated:RATE <wsp><Rate>

Parameter(s)

Rate:

The program data syntax for the first parameter is defined as a <DECIMAL NUMERIC PROGRAM DATA> element.

Sets the rate of error to be injected.

MAXimum: Biggest supported value

MINimum: Smallest supported value

Response Syntax

<Mode>

Example(s)

SOUR:DATA:TEL:SDHS:ERR:HOP:TCM:AUT:RATE 1.0E-10

SOUR:DATA:TEL:SDHS:ERR:HOP:TCM:AUT:RATE?

Returns: 1.0E-10

See Also

SOURce:DATA:TELecom:SDHSonet:ERRor:HOP:PATH:AUTomated:TYPE?

SOURce:DATA:TELecom:SDHSonet:ERRor:HOP:PATH:AUTomated?

:SOURce:DATA:TELecom:SDHSonet:ERRor:HOP:TCM:AUTomated:RATE?

Description

This query returns the automated STS/AU Path TCM error Rate to be injected.

At *RST condition, this value is device dependent.

Navigation Path: Results > Alarms/Errors > Injection > STS/AU Path TCM > Error > Rate > Rate

Syntax

:SOURce:DATA:TELecom:SDHSonet:ERRor:HOP:TCM:AUTomated:RATE?[<wsp><Value>]

Parameter(s)

Value:

The program data syntax for the first parameter is defined as a <CHARACTER PROGRAM DATA> element.

This parameter is optional. If no token is specified, the current injection rate is returned.

MAXimum: Biggest supported value

MINimum: Smallest supported value

Response Syntax

<Rate>

Response(s)

Rate:

The response data syntax for the first parameter is defined as a <NR3 NUMERIC RESPONSE DATA> element.

Returns the rate of error to be injected.

Example(s)

SOUR:DATA:TEL:SDHS:ERR:HOP:TCM:AUT:RATE 1.0E-10

SOUR:DATA:TEL:SDHS:ERR:HOP:TCM:AUT:RATE?

Returns: 1.0E-10

See Also

SOURce:DATA:TELecom:SDHSonet:ERRor:HOP:PATH:AUTomated:TYPE

SOURce:DATA:TELecom:SDHSonet:ERRor:HOP:PATH:AUTomated

:SOURce:DATA:TELecom:SDHSonet:ERRor:HOP:TCM:AUTomated:TYPE

Description

This command selects the automated STS/AU Path TCM error Defect to be injected.

At *RST condition, this value is set to LIEC.

Navigation Path: Results > Alarms/Errors > Injection > STS/AU Path TCM > Error > Rate/Max Rate > Defect

Syntax

:SOURce:DATA:TELecom:SDHSonet:ERRor:HOP:TCM:AUTomated:TYPE <wsp><Error>

Parameter(s)

Error:

The program data syntax for the first parameter is defined as a <CHARACTER PROGRAM DATA> element.

Selects the error to be injected:

LIEC: TC-IEC-P | HPTC-IEC

LOEI: TC-OEI-P | HPTC-OEI

LREI: TC-REI-P | HPTC-REI

Response Syntax

<Rate>

Example(s)

SOUR:DATA:TEL:SDHS:ERR:HOP:TCM:AUT:TYPE LOEI

SOUR:DATA:TEL:SDHS:ERR:HOP:TCM:AUT:TYPE?

Returns: LOEI

See Also

SOURce:DATA:TELecom:SDHSonet:ERRor:HOP:PATH:AUTomated:RATE?

SOURce:DATA:TELecom:SDHSonet:ERRor:HOP:PATH:AUTomated?

:SOURce:DATA:TELecom:SDHSonet:ERRor:HOP:TCM:AUTomated:TYPE?

Description

This query returns the automated STS/AU Path TCM error Defect to be injected.

At *RST condition, this value is set to LIEC.

Navigation Path: Results > Alarms/Errors > Injection > STS/AU Path TCM > Error > Rate/Max Rate > Defect

Syntax

:SOURce:DATA:TELecom:SDHSonet:ERRor:HOP:TCM:AUTomated:TYPE?

Response Syntax

<Error>

Response(s)

Error:

The response data syntax for the first parameter is defined as a <CHARACTER RESPONSE DATA> element.

Returns the error to be injected:

LIEC: TC-IEC-P | HPTC-IEC

LOEI: TC-OEI-P | HPTC-OEI

LREI: TC-REI-P | HPTC-REI

Example(s)

SOUR:DATA:TEL:SDHS:ERR:HOP:TCM:AUT:TYPE LOEI

SOUR:DATA:TEL:SDHS:ERR:HOP:TCM:AUT:TYPE?

Returns: LOEI

See Also

SOURce:DATA:TELecom:SDHSonet:ERRor:HOP:PATH:AUTomated:RATE

SOURce:DATA:TELecom:SDHSonet:ERRor:HOP:PATH:AUTomated

:SOURce:DATA:TELecom:SDHSonet:ERRor:HOP:TCM:AUTomated?

Description

This query returns the enable/disable status of the Rate/Max Rate STS/AU Path TCM error injection.

At *RST condition, this value is set to OFF.

Navigation Path: Results > Alarms/Errors > Injection > STS/AU Path TCM > Error > Rate/Max Rate > Inject

Syntax

:SOURce:DATA:TELecom:SDHSonet:ERRor:HOP:TCM:AUTomated?

Response Syntax

<Inject>

Response(s)

Inject:

The response data syntax for the first parameter is defined as a <BOOLEAN RESPONSE DATA> element.

Returns the enable/disable injection status:

1: Enabled

0: Disabled

Example(s)

SOUR:DATA:TEL:SDHS:ERR:HOP:TCM:AUT:RATE 1.0E-10

SOUR:DATA:TEL:SDHS:ERR:HOP:TCM:AUT ON

SOUR:DATA:TEL:SDHS:ERR:HOP:TCM:AUT?

Returns: 1

See Also

SOURce:DATA:TELecom:SDHSonet:ERRor:HOP:PATH:AUTomated:TYPE

SOURce:DATA:TELecom:SDHSonet:ERRor:HOP:PATH:AUTomated:RATE

:SOURce:DATA:TELecom:SDHSonet:ERRor:HOP:TCM:INJect

Description	This command enables/disables the manual STS/AU Path TCM error injection. This command is an event and is not associated with an *RST condition or a query form. Navigation Path: Results > Alarms/Errors > Injection > STS/AU Path TCM > Error > Manual > Inject
Syntax	:SOURce:DATA:TELecom:SDHSonet:ERRor:HOP:TCM:INJect
Response Syntax	<Inject>
Example(s)	SOUR:DATA:TEL:SDHS:ERR:HOP:TCM:INJ
See Also	SOURce:DATA:TELecom:SDHSonet:ERRor:HOP:PATH:MANual:TYPE

:SOURce:DATA:TELecom:SDHSonet:ERRor:HOP:TCM:MANual:AMOunt

Description

This command sets the manual STS/AU Path TCM error Amount to be injected.

At *RST condition, this value is set to 1.

Navigation Path: Results > Alarms/Errors > Injection > STS/AU Path TCM > Error > Manual > Amount

Syntax

:SOURce:DATA:TELecom:SDHSonet:ERRor:HOP:TCM:MANual:AMOunt <wsp><Amount>

Parameter(s)

Amount:

The program data syntax for the first parameter is defined as a <DECIMAL NUMERIC PROGRAM DATA> element.

Sets the amount of error to be injected. Choices are 1 through 50.

MAXimum: Biggest supported value.

MINimum: Smallest supported value.

DEFault: Default value.

Response Syntax

<Inject>

Example(s)

SOUR:DATA:TEL:SDHS:ERR:HOP:TCM:MAN:AMO 15

SOUR:DATA:TEL:SDHS:ERR:HOP:TCM:MAN:AMO?

Returns: 15

See Also

SOURce:DATA:TELecom:SDHSonet:ERRor:HOP:PATH:MANual:TYPE?

:SOURce:DATA:TELecom:SDHSonet:ERRor:HOP:TCM:MANual:AMOunt?

Description

This query returns the manual STS/AU Path TCM error Amount to be injected.

At *RST condition, this value is set to 1.

Navigation Path: Results > Alarms/Errors > Injection > STS/AU Path TCM > Error > Manual > Amount

Syntax

:SOURce:DATA:TELecom:SDHSonet:ERRor:HOP:TCM:MANual:AMOunt?[<wsp><Value>]

Parameter(s)

Value:

The program data syntax for the first parameter is defined as a <CHARACTER PROGRAM DATA> element.

This parameter is optional. If no token is specified, the current amount is returned.

MAXimum: Biggest supported value.

MINimum: Smallest supported value.

DEFault: Default value.

Response Syntax

<Amount>

Response(s)

Amount:

The response data syntax for the first parameter is defined as a <NR1 NUMERIC RESPONSE DATA> element.

Returns the amount of error to be injected.

Example(s)

SOUR:DATA:TEL:SDHS:ERR:HOP:TCM:MAN:AMO 15

SOUR:DATA:TEL:SDHS:ERR:HOP:TCM:MAN:AMO?

Returns: 15

See Also

SOURce:DATA:TELecom:SDHSonet:ERRor:HOP:PATH:MANual:TYPE

:SOURce:DATA:TELecom:SDHSonet:ERRor:HOP:TCM:MANual:TYPE

Description

This command selects the manual STS/AU Path TCM error Defect to be injected.

At *RST condition, this value is set to LIEC.

Navigation Path: Results > Alarms/Errors > Injection > STS/AU Path TCM > Error > Manual > Defect

Syntax

:SOURce:DATA:TELecom:SDHSonet:ERRor:HOP:TCM:MANual:TYPE <wsp><Error>

Parameter(s)

Error:

The program data syntax for the first parameter is defined as a <CHARACTER PROGRAM DATA> element.

Selects the error to be injected:

LIEC: TC-IEC-P | HPTC-IEC

LOEI: TC-OEI-P | HPTC-OEI

LREI: TC-REI-P | HPTC-REI

Response Syntax

<Amount>

Example(s)

SOUR:DATA:TEL:SDHS:ERR:HOP:TCM:MAN:TYPE LOEI

SOUR:DATA:TEL:SDHS:ERR:HOP:TCM:MAN:TYPE?

Returns: LOEI

See Also

SOURce:DATA:TELecom:SDHSonet:ERRor:HOP:PATH:AMOunt?

:SOURce:DATA:TELecom:SDHSonet:ERRor:HOP:TCM:MANual:TYPE?

Description	This query returns the manual STS/AU Path TCM error Defect to be injected. At *RST condition, this value is set to LIEC. Navigation Path: Results > Alarms/Errors > Injection > STS/AU Path TCM > Error > Manual > Defect
Syntax	:SOURce:DATA:TELecom:SDHSonet:ERRor:HOP:TCM:MANual:TYPE?
Response Syntax	<Error>
Response(s)	**Error**: The response data syntax for the first parameter is defined as a <CHARACTER RESPONSE DATA> element. Returns the error to be injected: LIEC: TC-IEC-P | HPTC-IEC LOEI: TC-OEI-P | HPTC-OEI LREI: TC-REI-P | HPTC-REI
Example(s)	SOUR:DATA:TEL:SDHS:ERR:HOP:TCM:MAN:TYPE LOEI SOUR:DATA:TEL:SDHS:ERR:HOP:TCM:MAN:TYPE? Returns: LOEI
See Also	SOURce:DATA:TELecom:SDHSonet:ERRor:HOP:PATH:AMOunt

:SOURce:DATA:TELecom:SDHSonet:ERRor:LINE:AMOunt

Description

This command sets the manual Line/MS error Amount to be injected.

At *RST condition, this value is set to 1.

Navigation Path: Results > Alarms/Errors > Injection > Line/MS > Error > Manual > Amount

Syntax

:SOURce:DATA:TELecom:SDHSonet:ERRor:LINE:AMOunt <wsp><Amount>

Parameter(s)

Amount:

The program data syntax for the first parameter is defined as a <DECIMAL NUMERIC PROGRAM DATA> element.

Sets the amount of error to be injected. Choices are 1 through 50.

MAXimum: Biggest supported value.

MINimum: Smallest supported value.

DEFault: Default value.

Response Syntax

<Error>

Example(s)

SOUR:DATA:TEL:SDHS:ERR:LINE:MAN:TYPE B2

SOUR:DATA:TEL:SDHS:ERR:LINE:AMO 15

SOUR:DATA:TEL:SDHS:ERR:LINE:AMO?

Returns: 15

See Also

SOURce:DATA:TELecom:SDHSonet:ERRor:LINE:MANual:TYPE?

:SOURce:DATA:TELecom:SDHSonet:ERRor:LINE:AMOunt?

Description

This query returns the manual Line/MS error Amount to be injected.

At *RST condition, this value is set to 1.

Navigation Path: Results > Alarms/Errors > Injection > Line/MS > Error > Manual > Amount

Syntax

:SOURce:DATA:TELecom:SDHSonet:ERRor:LINE:AMOunt?[<wsp><Value>]

Parameter(s)

Value:

The program data syntax for the first parameter is defined as a <CHARACTER PROGRAM DATA> element.

This parameter is optional. If no token is specified, the current amount is returned.

MAXimum: Biggest supported value.

MINimum: Smallest supported value.

DEFault: Default value.

Response Syntax

<Amount>

Response(s)

Amount:

The response data syntax for the first parameter is defined as a <NR1 NUMERIC RESPONSE DATA> element.

Returns the amount of error to be injected.

Example(s)

SOUR:DATA:TEL:SDHS:ERR:LINE:MAN:TYPE B2

SOUR:DATA:TEL:SDHS:ERR:LINE:AMO 15

SOUR:DATA:TEL:SDHS:ERR:LINE:AMO?

Returns: 15

See Also

SOURce:DATA:TELecom:SDHSonet:ERRor:LINE:MANual:TYPE

:SOURce:DATA:TELecom:SDHSonet:ERRor:LINE:AUTomated

Description

This command enables/disables the Rate/Max Rate Line/MS error injection.

At *RST condition, this value is set to OFF.

Navigation Path: Results > Alarms/Errors > Injection > Line/MS > Error > Rate/Max Rate > Inject

Syntax

:SOURce:DATA:TELecom:SDHSonet:ERRor:LINE:AUTomated <wsp><Inject>

Parameter(s)

Inject:

The program data syntax for the first parameter is defined as a <BOOLEAN PROGRAM DATA> element.

Starts/stops the automated Rate/Max Rate error Injection.

ON: Enables error injection.

OFF: Disables error injection.

Response Syntax

<Amount>

Example(s)

SOUR:DATA:TEL:SDHS:ERR:LINE:AUT:RATE 1.0E-10

SOUR:DATA:TEL:SDHS:ERR:LINE:AUT ON

SOUR:DATA:TEL:SDHS:ERR:LINE:AUT?

Returns: 1

See Also

SOURce:DATA:TELecom:SDHSonet:ERRor:LINE:AUTomated:TYPE?

SOURce:DATA:TELecom:SDHSonet:ERRor:LINE:AUTomated:RATE?

:SOURce:DATA:TELecom:SDHSonet:ERRor:LINE:AUTomated:CONTinuous

Description	This command sets the automated Line/MS error Mode: ON for Max Rate and OFF for Rate. At *RST condition, this value is set to OFF. Navigation Path: Results > Alarms/Errors > Injection > Line/MS > Error > Mode
Syntax	:SOURce:DATA:TELecom:SDHSonet:ERRor:LINE:AUTomated:CONTinuous <wsp><Mode>
Parameter(s)	**Mode**: The program data syntax for the first parameter is defined as a <BOOLEAN PROGRAM DATA> element. Sets the automated error Mode: ON: Max Rate OFF: Rate
Response Syntax	<Amount>
Example(s)	SOUR:DATA:TEL:SDHS:ERR:LINE:AUT:CONT ON SOUR:DATA:TEL:SDHS:ERR:LINE:AUT:CONT? Returns: 1
See Also	SOURce:DATA:TELecom:SDHSonet:ERRor:LINE:AUTomated:TYPE? SOURce:DATA:TELecom:SDHSonet:ERRor:LINE:AUTomated?

:SOURce:DATA:TELecom:SDHSonet:ERRor:LINE:AUTomated:CONTinuous?

Description

This query returns the automated Line/MS error Mode: ON for Max Rate and OFF for Rate.

At *RST condition, this value is set to OFF.

Navigation Path: Results > Alarms/Errors > Injection > Line/MS > Error > Mode

Syntax

:SOURce:DATA:TELecom:SDHSonet:ERRor:LINE:AUTomated:CONTinuous?

Response Syntax

<Set>

Response(s)

Set:

The response data syntax for the first parameter is defined as a <BOOLEAN RESPONSE DATA> element.

Returns the automated error Mode:

1: Max Rate

0: Rate

Example(s)

SOUR:DATA:TEL:SDHS:ERR:LINE:AUT:CONT ON

SOUR:DATA:TEL:SDHS:ERR:LINE:AUT:CONT?

Returns: 1

See Also

SOURce:DATA:TELecom:SDHSonet:ERRor:LINE:AUTomated:TYPE?

SOURce:DATA:TELecom:SDHSonet:ERRor:LINE:AUTomated?

:SOURce:DATA:TELecom:SDHSonet:ERRor:LINE:AUTomated:RATE

Description

This command sets the automated Line/MS error Rate to be injected.

At *RST condition, this value is device dependent.

Navigation Path: Results > Alarms/Errors > Injection > Line/MS > Error > Rate > Rate

Syntax

:SOURce:DATA:TELecom:SDHSonet:ERRor:LINE:AUTomated:RATE <wsp><Rate>

Parameter(s)

Rate:

The program data syntax for the first parameter is defined as a <DECIMAL NUMERIC PROGRAM DATA> element.

Sets the rate of error to be injected.

MAXimum: Biggest supported value

MINimum: Smallest supported value

Response Syntax

<Set>

Example(s)

SOUR:DATA:TEL:SDHS:ERR:LINE:AUT:RATE 1.0E-10

SOUR:DATA:TEL:SDHS:ERR:LINE:AUT:RATE?

Returns: 1.0E-10

See Also

SOURce:DATA:TELecom:SDHSonet:ERRor:LINE:AUTomated:TYPE?

SOURce:DATA:TELecom:SDHSonet:ERRor:LINE:AUTomated?

:SOURce:DATA:TELecom:SDHSonet:ERRor:LINE:AUTomated:RATE?

Description

This query returns the automated Line/MS error Rate to be injected.

At *RST condition, this value is device dependent.

Navigation Path: Results > Alarms/Errors > Injection > Line/MS > Error > Rate > Rate

Syntax

:SOURce:DATA:TELecom:SDHSonet:ERRor:LINE:AUTomated:RATE?[<wsp><Value>]

Parameter(s)

Value:

The program data syntax for the first parameter is defined as a <CHARACTER PROGRAM DATA> element.

This parameter is optional. If no token is specified, the current injection rate is returned.

MAXimum: Biggest supported value

MINimum: Smallest supported value

Response Syntax

<Rate>

Response(s)

Rate:

The response data syntax for the first parameter is defined as a <NR3 NUMERIC RESPONSE DATA> element.

Returns the rate of error to be injected.

Example(s)

SOUR:DATA:TEL:SDHS:ERR:LINE:AUT:RATE 1.0E-10

SOUR:DATA:TEL:SDHS:ERR:LINE:AUT:RATE?

Returns: 1.0E-10

See Also

SOURce:DATA:TELecom:SDHSonet:ERRor:LINE:AUTomated:TYPE

:SOURce:DATA:TELecom:SDHSonet:ERRor:LINE:AUTomated:TYPE

Description	This command selects the automated Line/MS error Defect to be injected. At *RST condition, this value is set to B2. Navigation Path: Results > Alarms/Errors > Injection > Line/MS > Error > Rate/Max Rate > Defect
Syntax	:SOURce:DATA:TELecom:SDHSonet:ERRor:LINE:AUTomated:TYPE <wsp><Error>
Parameter(s)	**Error**: The program data syntax for the first parameter is defined as a <CHARACTER PROGRAM DATA> element. Selects the error to be injected: B2 REI: REI-L | MS-REI
Response Syntax	<Rate>
Example(s)	SOUR:DATA:TEL:SDHS:ERR:LINE:AUT:TYPE B2 SOUR:DATA:TEL:SDHS:ERR:LINE:AUT:TYPE? Returns: B2
See Also	SOURce:DATA:TELecom:SDHSonet:ERRor:LINE:AUTomated:RATE? SOURce:DATA:TELecom:SDHSonet:ERRor:LINE:AUTomated?

:SOURce:DATA:TELecom:SDHSonet:ERRor:LINE:AUTomated:TYPE?

Description

This query returns the automated Line/MS error Defect to be injected.

At *RST condition, this value is set to B2.

Navigation Path: Results > Alarms/Errors > Injection > Line/MS > Error > Rate/Max Rate > Defect

Syntax

:SOURce:DATA:TELecom:SDHSonet:ERRor:LINE:AUTomated:TYPE?

Response Syntax

<Error>

Response(s)

Error:

The response data syntax for the first parameter is defined as a <CHARACTER RESPONSE DATA> element.

Returns the error to be injected:

B2

REI: REI-L | MS-REI

Example(s)

SOUR:DATA:TEL:SDHS:ERR:LINE:AUT:TYPE B2

SOUR:DATA:TEL:SDHS:ERR:LINE:AUT:TYPE?

Returns: B2

See Also

SOURce:DATA:TELecom:SDHSonet:ERRor:LINE:AUTomated:RATE

SOURce:DATA:TELecom:SDHSonet:ERRor:LINE:AUTomated

:SOURce:DATA:TELecom:SDHSonet:ERRor:LINE:AUTomated?

Description

This query returns the enable/disable status of the Rate/Max Rate Line/MS error injection.

At *RST condition, this value is set to OFF.

Navigation Path: Results > Alarms/Errors > Injection > Line/MS > Error > Rate/Max Rate > Inject

Syntax

:SOURce:DATA:TELecom:SDHSonet:ERRor:LINE:AUTomated?

Response Syntax

<Inject>

Response(s)

Inject:

The response data syntax for the first parameter is defined as a <BOOLEAN RESPONSE DATA> element.

Returns the enable/disable injection status:

1: Enabled

0: Disabled

Example(s)

SOUR:DATA:TEL:SDHS:ERR:LINE:AUT:RATE 1.0E-10

SOUR:DATA:TEL:SDHS:ERR:LINE:AUT ON

SOUR:DATA:TEL:SDHS:ERR:LINE:AUT?

Returns: 1

See Also

SOURce:DATA:TELecom:SDHSonet:ERRor:LINE:AUTomated:TYPE

SOURce:DATA:TELecom:SDHSonet:ERRor:LINE:AUTomated:RATE

:SOURce:DATA:TELecom:SDHSonet:ERRor:LINE:INJect

Description	This command enables/disables the manual Line/MS error injection. This command is an event and has no associated *RST condition or query form. Navigation Path: Results > Alarms/Errors > Injection > Line/MS > Error > Manual > Inject
Syntax	:SOURce:DATA:TELecom:SDHSonet:ERRor:LINE:INJect
Response Syntax	<Inject>
Example(s)	SOUR:DATA:TEL:SDHS:ERR:LINE:MAN:TYPE B2 SOUR:DATA:TEL:SDHS:ERR:LINE:AMO 15 SOUR:DATA:TEL:SDHS:ERR:LINE:INJect
See Also	SOURce:DATA:TELecom:SDHSonet:ERRor:LINE:MANual:TYPE SOURce:DATA:TELecom:SDHSonet:ERRor:LINE:AMOunt

:SOURce:DATA:TELecom:SDHSonet:ERRor:LINE:MANual:TYPE

Description

This command selects the manual Line/MS error Defect to be injected.

At *RST condition, this value is set to B2.

Navigation Path: Results > Alarms/Errors > Injection > Line/MS > Error > Manual > Defect

Syntax

:SOURce:DATA:TELecom:SDHSonet:ERRor:LINE:MANual:TYPE <wsp><Error>

Parameter(s)

Error:

The program data syntax for the first parameter is defined as a <CHARACTER PROGRAM DATA> element.

Selects the error to be injected:

B2

REI: REI-L | MS-REI

Response Syntax

<Inject>

Example(s)

SOUR:DATA:TEL:SDHS:ERR:LINE:MAN:TYPE B2

SOUR:DATA:TEL:SDHS:ERR:LINE:MAN:TYPE?

Returns: B2

See Also

SOURce:DATA:TELecom:SDHSonet:ERRor:LINE:AMOunt?

:SOURce:DATA:TELecom:SDHSonet:ERRor:LINE:MANual:TYPE?

Description

This query returns the manual Line/MS error Defect to be injected.

At *RST condition, this value is set to B2.

Navigation Path: Results > Alarms/Errors > Injection > Line/MS > Error > Manual > Defect

Syntax

:SOURce:DATA:TELecom:SDHSonet:ERRor:LINE:MANual:TYPE?

Response Syntax

<Error>

Response(s)

Error:

The response data syntax for the first parameter is defined as a <CHARACTER RESPONSE DATA> element.

Returns the error to be injected:

B2

REI: REI-L | MS-REI

Example(s)

SOUR:DATA:TEL:SDHS:ERR:LINE:MAN:TYPE B2

SOUR:DATA:TEL:SDHS:ERR:LINE:MAN:TYPE?

Returns: B2

See Also

SOURce:DATA:TELecom:SDHSonet:ERRor:LINE:AMOunt

:SOURce:DATA:TELecom:SDHSonet:ERRor:LOP:PATH:AMOunt

Description

This command sets the manual VT/TU Path error Amount to be injected.

At *RST condition, this value is set to 1.

Navigation Path: Results > Alarms/Errors > Injection > VT/TU Path > Error > Manual > Amount

Syntax

:SOURce:DATA:TELecom:SDHSonet:ERRor:LOP:PATH:AMOunt <wsp><Amount>

Parameter(s)

Amount:

The program data syntax for the first parameter is defined as a <DECIMAL NUMERIC PROGRAM DATA> element.

Sets the amount of error to be injected. Choices are 1 through 50.

MAXimum: Biggest supported value.

MINimum: Smallest supported value.

DEFault: Default value.

Response Syntax

<Error>

Example(s)

SOUR:DATA:TEL:SDHS:ERR:LOP:PATH:AMO 15

SOUR:DATA:TEL:SDHS:ERR:LOP:PATH:AMO?

Returns: 15

See Also

SOURce:DATA:TELecom:SDHSonet:ERRor:HOP:PATH:MANual:TYPE

:SOURce:DATA:TELecom:SDHSonet:ERRor:LOP:PATH:AMOunt?

Description

This query returns the manual VT/TU Path error Amount to be injected.

At *RST condition, this value is set to 1.

Navigation Path: Results > Alarms/Errors > Injection > VT/TU Path > Error > Manual > Amount

Syntax

:SOURce:DATA:TELecom:SDHSonet:ERRor:LOP:PATH:AMOunt?[<wsp><Value>]

Parameter(s)

Value:

The program data syntax for the first parameter is defined as a <CHARACTER PROGRAM DATA> element.

This parameter is optional. If no token is specified, the current amount is returned.

MAXimum: Biggest supported value.

MINimum: Smallest supported value.

DEFault: Default value.

Response Syntax

<Amount>

Response(s)

Amount:

The response data syntax for the first parameter is defined as a <NR1 NUMERIC RESPONSE DATA> element.

Returns the amount of error to be injected.

Example(s)

SOUR:DATA:TEL:SDHS:ERR:LOP:PATH:AMO 15

SOUR:DATA:TEL:SDHS:ERR:LOP:PATH:AMO?

Returns: 15

See Also

SOURce:DATA:TELecom:SDHSonet:ERRor:HOP:PATH:MANual:TYPE?

:SOURce:DATA:TELecom:SDHSonet:ERRor:LOP:PATH:AUTomated

Description

This command enables/disables the Rate/Max Rate VT/TU Path error injection.

At *RST condition, this value is set to OFF.

Navigation Path: Results > Alarms/Errors > Injection > VT/TU Path > Error > Rate/Max Rate > Inject

Syntax

:SOURce:DATA:TELecom:SDHSonet:ERRor:LOP:PATH:AUTomated <wsp><Inject>

Parameter(s)

Inject:

The program data syntax for the first parameter is defined as a <BOOLEAN PROGRAM DATA> element.

Starts/stops the automated Rate/Max Rate error Injection.

ON: Enables error injection.

OFF: Disables error injection.

Response Syntax

<Amount>

Example(s)

SOUR:DATA:TEL:SDHS:ERR:LOP:PATH:AUT:RATE 1.0E-10

SOUR:DATA:TEL:SDHS:ERR:LOP:PATH:AUT ON

SOUR:DATA:TEL:SDHS:ERR:LOP:PATH:AUT

Returns: 1

See Also

SOURce:DATA:TELecom:SDHS:ERRor:HOP:PATH:AUTomated:TYPE

SOURce:DATA:TELecom:SDHS:ERRor:HOP:PATH:AUTomated:RATE?

:SOURce:DATA:TELecom:SDHSonet:ERRor:LOP:PATH:AUTomated:CONTinuous

Description

This command sets the automated VT/TU Path error Mode: ON for Max Rate and OFF for Rate.

At *RST condition, this value is set to OFF.

Navigation Path: Results > Alarms/Errors > Injection > VT/TU Path > Error > Mode

Syntax

:SOURce:DATA:TELecom:SDHSonet:ERRor:LOP:PATH:AUTomated:CONTinuous <wsp><Mode>

Parameter(s)

Mode:

The program data syntax for the first parameter is defined as a <BOOLEAN PROGRAM DATA> element.

Sets the automated error Mode:

ON: Max Rate

OFF: Rate

Response Syntax

<Amount>

Example(s)

SOUR:DATA:TEL:SDHS:ERR:LOP:PATH:AUT:CONT ON

SOUR:DATA:TEL:SDHS:ERR:LOP:PATH:AUT:CONT?

Returns: 1

See Also

SOURce:DATA:TELecom:SDHSonet:ERRor:HOP:PATH:AUTomated:TYPE

:SOURce:DATA:TELecom:SDHSonet:ERRor:LOP:PATH:AUTomated:CONTinuous?

Description	This query returns the automated VT/TU Path error Mode: ON for Max Rate and OFF for Rate. At *RST condition, this value is set to OFF. Navigation Path: Results > Alarms/Errors > Injection > VT/TU Path > Error > Mode
Syntax	:SOURce:DATA:TELecom:SDHSonet:ERRor:LOP:PATH:AUTomated:CONTinuous?
Response Syntax	<Mode>
Response(s)	**Mode**: The response data syntax for the first parameter is defined as a <BOOLEAN RESPONSE DATA> element. Returns the automated error Mode: 1: Max Rate 0: Rate
Example(s)	SOUR:DATA:TEL:SDHS:ERR:LOP:PATH:AUT:CONT ON SOUR:DATA:TEL:SDHS:ERR:LOP:PATH:AUT:CONT? Returns: 1
See Also	SOURce:DATA:TELecom:SDHSonet:ERRor:HOP:PATH:AUTomated:TYPE? SOURce:DATA:TELecom:SDHSonet:ERRor:HOP:PATH:AUTomated

:SOURce:DATA:TELecom:SDHSonet:ERRor:LOP:PATH:AUTomated:RATE

Description

This command sets the automated VT/TU Path error Rate to be injected.

At *RST condition, this value is device dependent.

Navigation Path: Results > Alarms/Errors > Injection > VT/TU Path > Error > Rate > Rate

Syntax

:SOURce:DATA:TELecom:SDHSonet:ERRor:LOP:PATH:AUTomated:RATE <wsp><Rate>

Parameter(s)

Rate:

The program data syntax for the first parameter is defined as a <DECIMAL NUMERIC PROGRAM DATA> element.

Sets the rate of error to be injected.

MAXimum: Biggest supported rate

MINimum: Smallest supported rate

Response Syntax

<Mode>

Example(s)

SOUR:DATA:TEL:SDHS:ERR:LOP:PATH:AUT:RATE 1.0E-10

SOUR:DATA:TEL:SDHS:ERR:LOP:PATH:AUT:RATE?

Returns: 1.0E-10

See Also

SOURce:DATA:TELecom:SDHSonet:ERRor:HOP:PATH:AUTomated:TYPE

SOURce:DATA:TELecom:SDHSonet:ERRor:HOP:PATH:AUTomated?

:SOURce:DATA:TELecom:SDHSonet:ERRor:LOP:PATH:AUTomated:RATE?

Description

This query returns the automated VT/TU Path error Rate to be injected.

At *RST condition, this value is device dependent.

Navigation Path: Results > Alarms/Errors > Injection > VT/TU Path > Error > Rate > Rate

Syntax

:SOURce:DATA:TELecom:SDHSonet:ERRor:LOP:PATH:AUTomated:RATE?[<wsp><Value>]

Parameter(s)

Value:

The program data syntax for the first parameter is defined as a <CHARACTER PROGRAM DATA> element.

This parameter is optional. If no token is specified, the current injection rate is returned.

MAXimum: Biggest supported value

MINimum: Smallest supported value

Response Syntax

<Rate>

Response(s)

Rate:

The response data syntax for the first parameter is defined as a <NR3 NUMERIC RESPONSE DATA> element.

Returns the rate of error to be injected.

Example(s)

SOUR:DATA:TEL:SDHS:ERR:LOP:PATH:AUT:RATE 1.0E-10

SOUR:DATA:TEL:SDHS:ERR:LOP:PATH:AUT:RATE?

Returns: 1.0E-10

See Also

SOURce:DATA:TELecom:SDHSonet:ERRor:HOP:PATH:AUTomated:TYPE?

SOURce:DATA:TELecom:SDHSonet:ERRor:HOP:PATH:AUTomated

:SOURce:DATA:TELecom:SDHSonet:ERRor:LOP:PATH:AUTomated:TYPE

Description

This command selects the automated VT/TU Path error Defect to be injected.

At *RST condition, this value is set to BIP2.

Navigation Path: Results > Alarms/Errors > Injection > VT/TU Path > Error > Rate/Max Rate > Defect

This query returns the automated VT/TU Path error Defect to be injected.

Returns the error to be injected:

Syntax

:SOURce:DATA:TELecom:SDHSonet:ERRor:LOP:PATH:AUTomated:TYPE <wsp><Error>

Parameter(s)

Error:

The program data syntax for the first parameter is defined as a <CHARACTER PROGRAM DATA> element.

Selects the error to be injected:

BIP2: BIP-2

LPRei: REI-V | LP-REI

Response Syntax

<Rate>

Example(s)

SOUR:DATA:TEL:SDHS:ERR:LOP:PATH:AUT:TYPE BIP2

SOUR:DATA:TEL:SDHS:ERR:LOP:PATH:AUT:TYPE?

Returns: BIP2

See Also

SOURce:DATA:TELecom:SDHSonet:ERRor:HOP:PATH:AUTomated:RATE

SOURce:DATA:TELecom:SDHSonet:ERRor:HOP:PATH:AUTomated?

:SOURce:DATA:TELecom:SDHSonet:ERRor:LOP:PATH:AUTomated:TYPE?

Description	This query returns the automated VT/TU Path error Defect to be injected. At *RST condition, this value is set to BIP2. Navigation Path: Results > Alarms/Errors > Injection > VT/TU Path > Error > Rate/Max Rate > Defect
Syntax	:SOURce:DATA:TELecom:SDHSonet:ERRor:LOP:PATH:AUTomated:TYPE?
Response Syntax	<Error>
Response(s)	**Error**: The response data syntax for the first parameter is defined as a <CHARACTER RESPONSE DATA> element. Returns the error to be injected: BIP2: BIP-2 LPRei: REI-V | LP-REI
Example(s)	SOUR:DATA:TEL:SDHS:ERR:LOP:PATH:AUT:TYPE BIP2 SOUR:DATA:TEL:SDHS:ERR:LOP:PATH:AUT:TYPE? Returns: BIP2
See Also	SOURce:DATA:TELecom:SDHSonet:ERRor:HOP:PATH:AUTomated:RATE? SOURce:DATA:TELecom:SDHSonet:ERRor:HOP:PATH:AUTomated

:SOURce:DATA:TELecom:SDHSonet:ERRor:LOP:PATH:AUTomated?

Description

This query returns the enable/disable status of the Rate/Max Rate VT/TU Path error injection.

At *RST condition, this value is set to OFF.

Navigation Path: Results > Alarms/Errors > Injection > VT/TU Path > Error > Rate/Max Rate > Inject

Syntax

:SOURce:DATA:TELecom:SDHSonet:ERRor:LOP:PATH:AUTomated?

Response Syntax

<Inject>

Response(s)

Inject:

The response data syntax for the first parameter is defined as a <BOOLEAN RESPONSE DATA> element.

Returns the enable/disable injection status:

1: Enabled

0: Disabled

Example(s)

SOUR:DATA:TEL:SDHS:ERR:LOP:PATH:AUT:RATE 1.0E-10

SOUR:DATA:TEL:SDHS:ERR:LOP:PATH:AUT ON

SOUR:DATA:TEL:SDHS:ERR:LOP:PATH:AUT?

Returns: 1

See Also

SOURce:DATA:TELecom:SDHSonet:ERRor:HOP:PATH:AUTomated:TYPE?

SOURce:DATA:TELecom:SDHSonet:ERRor:HOP:PATH:AUTomated:RATE?

:SOURce:DATA:TELecom:SDHSonet:ERRor:LOP:PATH:INJect

Description	This command enables/disables the manual VT/TU Path error injection. This command is an event and has no associated *RST condition or query form. Navigation Path: Results > Alarms/Errors > Injection > VT/TU Path > Error > Manual > Inject
Syntax	:SOURce:DATA:TELecom:SDHSonet:ERRor:LOP:PATH:INJect
Response Syntax	<Inject>
Example(s)	SOUR:DATA:TEL:SDHS:ERR:LOP:PATH:INJ
See Also	SOURce:DATA:TELecom:SDHSonet:ERRor:HOP:PATH:MANual:TYPE

:SOURce:DATA:TELecom:SDHSonet:ERRor:LOP:PATH:MANual:TYPE

Description

This command selects the manual VT/TU Path error Defect to be injected.

At *RST condition, this value is set to BIP2.

Navigation Path: Results > Alarms/Errors > Injection > VT/TU Path > Error > Manual > Defect

Syntax

:SOURce:DATA:TELecom:SDHSonet:ERRor:LOP:PATH:MANual:TYPE <wsp><Error>

Parameter(s)

Error:

The program data syntax for the first parameter is defined as a <CHARACTER PROGRAM DATA> element.

Selects the error to be injected:

BIP2: BIP-2

LPRei: REI-V | LP-REI

Response Syntax

<Inject>

Example(s)

SOUR:DATA:TEL:SDHS:ERR:LOP:PATH:MAN:TYPE BIP2

SOUR:DATA:TEL:SDHS:ERR:LOP:PATH:MAN:TYPE?

Returns: BIP2

See Also

SOURce:DATA:TELecom:SDHSonet:ERRor:HOP:PATH:AMOunt

:SOURce:DATA:TELecom:SDHSonet:ERRor:LOP:PATH:MANual:TYPE?

Description	This query returns the manual VT/TU Path error Defect to be injected. At *RST condition, this value is set to BIP2. Navigation Path: Results > Alarms/Errors > Injection > VT/TU Path > Error > Manual > Defect
Syntax	:SOURce:DATA:TELecom:SDHSonet:ERRor:LOP:PATH:MANual:TYPE?
Response Syntax	<Error>
Response(s)	**Error**: The response data syntax for the first parameter is defined as a <CHARACTER RESPONSE DATA> element. Returns the error to be injected: BIP2: BIP-2 LPRei: REI-V | LP-REI
Example(s)	SOUR:DATA:TEL:SDHS:ERR:LOP:PATH:MAN:TYPE BIP2 SOUR:DATA:TEL:SDHS:ERR:LOP:PATH:MAN:TYPE? Returns: BIP2
See Also	SOURce:DATA:TELecom:SDHSonet:ERRor:HOP:PATH:AMOunt?

:SOURce:DATA:TELecom:SDHSonet:ERRor:LOP:TCM:AUTomated

Description

This command enables/disables the Rate/Max Rate VT/TU Path TCM error injection.

At *RST condition, this value is set to OFF.

Navigation Path: Results > Alarms/Errors > Injection > VT/TU Path TCM > Error > Rate/Max Rate > Inject

Syntax

:SOURce:DATA:TELecom:SDHSonet:ERRor:LOP:TCM:AUTomated <wsp><Inject>

Parameter(s)

Inject:

The program data syntax for the first parameter is defined as a <BOOLEAN PROGRAM DATA> element.

Starts/stops the automated Rate/Max Rate error Injection.

ON: Enables error injection.

OFF: Disables error injection.

Response Syntax

<Error>

Example(s)

SOUR:DATA:TEL:SDHS:ERR:LOP:TCM:AUT:RATE 1.0E-10

SOUR:DATA:TEL:SDHS:ERR:LOP:TCM:AUT ON

SOUR:DATA:TEL:SDHS:ERR:LOP:TCM:AUT

Returns: 1

See Also

SOURce:DATA:TELecom:SDHSonet:ERRor:HOP:PATH:AUTomated:TYPE?

SOURce:DATA:TELecom:SDHSonet:ERRor:HOP:PATH:AUTomated:RATE?

:SOURce:DATA:TELecom:SDHSonet:ERRor:LOP:TCM:AUTomated:CONTinuous

Description

This command sets the automated VT/TU Path TCM error Mode: ON for Max Rate and OFF for Rate.

At *RST condition, this value is set to OFF.

Navigation Path: Results > Alarms/Errors > Injection > VT/TU Path TCM > Error > Mode

Syntax

:SOURce:DATA:TELecom:SDHSonet:ERRor:LOP:TCM:AUTomated:CONTinuous <wsp><Mode>

Parameter(s)

Mode:

The program data syntax for the first parameter is defined as a <BOOLEAN PROGRAM DATA> element.

Sets the automated error Mode:

ON: Max Rate

OFF: Rate

Response Syntax

<Error>

Example(s)

SOUR:DATA:TEL:SDHS:ERR:LOP:TCM:AUT:CONT ON

SOUR:DATA:TEL:SDHS:ERR:LOP:TCM:AUT:CONT?

Returns: 1

See Also

SOURce:DATA:TELecom:SDHSonet:ERRor:HOP:PATH:AUTomated:TYPE?

:SOURce:DATA:TELecom:SDHSonet:ERRor:LOP:TCM:AUTomated:CONTinuous?

Description

This query returns the automated VT/TU Path TCM error Mode: ON for Max Rate and OFF for Rate.

At *RST condition, this value is set to OFF.

Navigation Path: Results > Alarms/Errors > Injection > VT/TU Path TCM > Error > Mode

Syntax

:SOURce:DATA:TELecom:SDHSonet:ERRor:LOP:TCM:AUTomated:CONTinuous?

Response Syntax

<Mode>

Response(s)

Mode:

The response data syntax for the first parameter is defined as a <BOOLEAN RESPONSE DATA> element.

Returns the automated error Mode:

1: Max Rate

0: Rate

Example(s)

SOUR:DATA:TEL:SDHS:ERR:LOP:TCM:AUT:CONT ON

SOUR:DATA:TEL:SDHS:ERR:LOP:TCM:AUT:CONT?

Returns: 1

See Also

SOURce:DATA:TELecom:SDHSonet:ERRor:HOP:PATH:AUTomated:TYPE

SOURce:DATA:TELecom:SDHSonet:ERRor:HOP:PATH:AUTomated

:SOURce:DATA:TELecom:SDHSonet:ERRor:LOP:TCM:AUTomated:RATE

Description

This command sets the automated VT/TU Path TCM error Rate to be injected.

At *RST condition, this value is device dependent.

Navigation Path: Results > Alarms/Errors > Injection > VT/TU Path TCM > Error > Rate > Rate

Syntax

:SOURce:DATA:TELecom:SDHSonet:ERRor:LOP:TCM:AUTomated:RATE <wsp><Rate>

Parameter(s)

Rate:

The program data syntax for the first parameter is defined as a <DECIMAL NUMERIC PROGRAM DATA> element.

Sets the rate of error to be injected.

MAXimum: Biggest supported rate

MINimum: Smallest supported rate

Response Syntax

<Mode>

Example(s)

SOUR:DATA:TEL:SDHS:ERR:LOP:TCM:AUT:RATE 1.0E-10

SOUR:DATA:TEL:SDHS:ERR:LOP:TCM:AUT:RATE?

Returns: 1.0E-10

See Also

SOURce:DATA:TELecom:SDHSonet:ERRor:HOP:PATH:AUTomated:TYPE?

SOURce:DATA:TELecom:SDHSonet:ERRor:HOP:PATH:AUTomated?

:SOURce:DATA:TELecom:SDHSonet:ERRor:LOP:TCM:AUTomated:RATE?

Description

This query returns the automated VT/TU Path TCM error Rate to be injected.

At *RST condition, this value is device dependent.

Navigation Path: Results > Alarms/Errors > Injection > VT/TU Path TCM > Error > Rate > Rate

Syntax

:SOURce:DATA:TELecom:SDHSonet:ERRor:LOP:TCM:AUTomated:RATE?[<wsp><Value>]

Parameter(s)

Value:

The program data syntax for the first parameter is defined as a <CHARACTER PROGRAM DATA> element.

This parameter is optional. If no token is specified, the current injection rate is returned.

MAXimum: Biggest supported value

MINimum: Smallest supported value

Response Syntax

<Rate>

Response(s)

Rate:

The response data syntax for the first parameter is defined as a <NR3 NUMERIC RESPONSE DATA> element.

Returns the rate of error to be injected.

Example(s)

SOUR:DATA:TEL:SDHS:ERR:LOP:TCM:AUT:RATE 1.0E-10

SOUR:DATA:TEL:SDHS:ERR:LOP:TCM:AUT:RATE?

Returns: 1.0E-10

See Also

SOURce:DATA:TELecom:SDHSonet:ERRor:HOP:PATH:AUTomated:TYPE

SOURce:DATA:TELecom:SDHSonet:ERRor:HOP:PATH:AUTomated

:SOURce:DATA:TELecom:SDHSonet:ERRor:LOP:TCM:AUTomated:TYPE

Description

This command selects the automated VT/TU Path TCM error Defect to be injected.

At *RST condition, this value is set to LBIP.

Navigation Path: Results > Alarms/Errors > Injection > VT/TU Path TCM > Error > Rate/Max Rate > Defect

Syntax

:SOURce:DATA:TELecom:SDHSonet:ERRor:LOP:TCM:AUTomated:TYPE <wsp><Error>

Parameter(s)

Error:

The program data syntax for the first parameter is defined as a <CHARACTER PROGRAM DATA> element.

Selects the error to be injected:

LBIP: TC-BIP-V | LPTC-BIP

LOEI: TC-OEI-V | LPTC-OEI

LREI: TC-REI-V | LPTC-REI

LIEC (not supported)

Response Syntax

<Rate>

Example(s)

SOUR:DATA:TEL:SDHS:ERR:LOP:TCM:AUT:TYPE LOEI

SOUR:DATA:TEL:SDHS:ERR:LOP:TCM:AUT:TYPE?

Returns: LOEI

See Also

SOURce:DATA:TELecom:SDHSonet:ERRor:HOP:PATH:AUTomated:RATE?

SOURce:DATA:TELecom:SDHSonet:ERRor:HOP:PATH:AUTomated?

:SOURce:DATA:TELecom:SDHSonet:ERRor:LOP:TCM:AUTomated:TYPE?

Description

This query returns the automated VT/TU Path TCM error Defect to be injected.

At *RST condition, this value is set to LBIP.

Navigation Path: Results > Alarms/Errors > Injection > VT/TU Path TCM > Error > Rate/Max Rate > Defect

Syntax

:SOURce:DATA:TELecom:SDHSonet:ERRor:LOP:TCM:AUTomated:TYPE?

Response Syntax

<Error>

Response(s)

Error:

The response data syntax for the first parameter is defined as a <CHARACTER RESPONSE DATA> element.

Returns the error to be injected:

LBIP: TC-BIP-V | LPTC-BIP

LOEI: TC-OEI-V | LPTC-OEI

LREI: TC-REI-V | LPTC-REI

LIEC (not supported)

Example(s)

SOUR:DATA:TEL:SDHS:ERR:LOP:TCM:AUT:TYPE LOEI

SOUR:DATA:TEL:SDHS:ERR:LOP:TCM:AUT:TYPE?

Returns: LOEI

See Also

SOURce:DATA:TELecom:SDHSonet:ERRor:HOP:PATH:AUTomated:RATE

SOURce:DATA:TELecom:SDHSonet:ERRor:HOP:PATH:AUTomated

:SOURce:DATA:TELecom:SDHSonet:ERRor:LOP:TCM:AUTomated?

Description

This query returns the enable/disable status of the Rate/Max Rate VT/TU Path TCM error injection.

At *RST condition, this value is set to OFF.

Navigation Path: Results > Alarms/Errors > Injection > VT/TU Path TCM > Error > Rate/Max Rate > Inject

Syntax

:SOURce:DATA:TELecom:SDHSonet:ERRor:LOP:TCM:AUTomated?

Response Syntax

<Inject>

Response(s)

Inject:

The response data syntax for the first parameter is defined as a <BOOLEAN RESPONSE DATA> element.

Returns the enable/disable injection status:

1: Enabled

0: Disabled

Example(s)

SOUR:DATA:TEL:SDHS:ERR:LOP:TCM:AUT:RATE 1.0E-10

SOUR:DATA:TEL:SDHS:ERR:LOP:TCM:AUT ON

SOUR:DATA:TEL:SDHS:ERR:LOP:TCM:AUT?

Returns: 1

See Also

SOURce:DATA:TELecom:SDHSonet:ERRor:HOP:PATH:AUTomated:TYPE

SOURce:DATA:TELecom:SDHSonet:ERRor:HOP:PATH:AUTomated:RATE

:SOURce:DATA:TELecom:SDHSonet:ERRor:LOP:TCM:INJect

Description	This command enables/disables the manual VT/TU Path TCM error injection. This command is an event and is not associated with an *RST condition or a query form. Navigation Path: Results > Alarms/Errors > Injection > VT/TU Path TCM > Error > Manual > Inject
Syntax	:SOURce:DATA:TELecom:SDHSonet:ERRor:LOP:TCM:INJect
Response Syntax	<Inject>
Example(s)	SOUR:DATA:TEL:SDHS:ERR:LOP:TCM:INJ
See Also	SOURce:DATA:TELecom:SDHSonet:ERRor:HOP:PATH:MANual:TYPE

:SOURce:DATA:TELecom:SDHSonet:ERRor:LOP:TCM:MANual:AMOunt

Description

This command sets the manual VT/TU Path TCM error Amount to be injected.

At *RST condition, this value is set to 1.

Navigation Path: Results > Alarms/Errors > Injection > VT/TU Path TCM > Error > Manual > Amount

Syntax

:SOURce:DATA:TELecom:SDHSonet:ERRor:LOP:TCM:MANual:AMOunt <wsp><Amount>

Parameter(s)

Amount:

The program data syntax for the first parameter is defined as a <DECIMAL NUMERIC PROGRAM DATA> element.

Sets the amount of error to be injected. Choices are 1 through 50.

MAXimum: Biggest supported value.

MINimum: Smallest supported value.

DEFault: Default value.

Response Syntax

<Inject>

Example(s)

SOUR:DATA:TEL:SDHS:ERR:LOP:TCM:MAN:AMO 15

SOUR:DATA:TEL:SDHS:ERR:LOP:TCM:MAN:AMO?

Returns: 15

See Also

SOURce:DATA:TELecom:SDHSonet:ERRor:HOP:PATH:MANual:TYPE?

:SOURce:DATA:TELecom:SDHSonet:ERRor:LOP:TCM:MANual:AMOunt?

Description

This query returns the manual VT/TU Path TCM error Amount to be injected.

At *RST condition, this value is set to 1.

Navigation Path: Results > Alarms/Errors > Injection > VT/TU Path TCM > Error > Manual > Amount

Syntax

:SOURce:DATA:TELecom:SDHSonet:ERRor:LOP:TCM:MANual:AMOunt?[<wsp><Value>]

Parameter(s)

Value:

The program data syntax for the first parameter is defined as a <CHARACTER PROGRAM DATA> element.

This parameter is optional. If no token is specified, the current amount is returned.

MAXimum: Biggest supported value.

MINimum: Smallest supported value.

DEFault: Default value.

Response Syntax

<Amount>

Response(s)

Amount:

The response data syntax for the first parameter is defined as a <NR1 NUMERIC RESPONSE DATA> element.

Returns the amount of error to be injected.

Example(s)

SOUR:DATA:TEL:SDHS:ERR:LOP:TCM:MAN:AMO 15

SOUR:DATA:TEL:SDHS:ERR:LOP:TCM:MAN:AMO?

Returns: 15

See Also

SOURce:DATA:TELecom:SDHSonet:ERRor:HOP:PATH:MANual:TYPE

:SOURce:DATA:TELecom:SDHSonet:ERRor:LOP:TCM:MANual:TYPE

Description

This command selects the manual VT/TU Path TCM error Defect to be injected.

At *RST condition, this value is set to LBIP.

Navigation Path: Results > Alarms/Errors > Injection > VT/TU Path TCM > Error > Manual > Defect

Syntax

:SOURce:DATA:TELecom:SDHSonet:ERRor:LOP:TCM:MANual:TYPE <wsp><Error>

Parameter(s)

Error:

The program data syntax for the first parameter is defined as a <CHARACTER PROGRAM DATA> element.

Selects the error to be injected:

LBIP: TC-BIP-V | LPTC-BIP

LOEI: TC-OEI-V | LPTC-OEI

LREI: TC-REI-V | LPTC-REI

LIEC (not supported)

Response Syntax

<Amount>

Example(s)

SOUR:DATA:TEL:SDHS:ERR:LOP:TCM:MAN:TYPE LOEI

SOUR:DATA:TEL:SDHS:ERR:LOP:TCM:MAN:TYPE?

Returns: LOEI

See Also

SOURce:DATA:TELecom:SDHSonet:ERRor:HOP:PATH:AMOunt?

:SOURce:DATA:TELecom:SDHSonet:ERRor:LOP:TCM:MANual:TYPE?

Description

This query returns the manual VT/TU Path TCM error Defect to be injected.

At *RST condition, this value is set to LBIP.

Navigation Path: Results > Alarms/Errors > Injection > VT/TU Path TCM > Error > Manual > Defect

Syntax

:SOURce:DATA:TELecom:SDHSonet:ERRor:LOP:TCM:MANual:TYPE?

Response Syntax

<Error>

Response(s)

Error:

The response data syntax for the first parameter is defined as a <CHARACTER RESPONSE DATA> element.

Returns the error to be injected:

LBIP: TC-BIP-V | LPTC-BIP

LOEI: TC-OEI-V | LPTC-OEI

LREI: TC-REI-V | LPTC-REI

LIEC (not supported)

Example(s)

SOUR:DATA:TEL:SDHS:ERR:LOP:TCM:MAN:TYPE LOEI

SOUR:DATA:TEL:SDHS:ERR:LOP:TCM:MAN:TYPE?

Returns: LOEI

See Also

SOURce:DATA:TELecom:SDHSonet:ERRor:HOP:PATH:AMOunt

:SOURce:DATA:TELecom:SDHSonet:ERRor:LOPTu:PATH:AMOunt

Description	This command sets the manual TU-3 Path error Amount to be injected. At *RST condition, this value is set to 1. Navigation Path: Results > Alarms/Errors > Injection > TU-3 > Error > Manual > Amount
Syntax	:SOURce:DATA:TELecom:SDHSonet:ERRor:LOPTu:PATH:AMOunt <wsp><Amount>
Parameter(s)	**Amount**: The program data syntax for the first parameter is defined as a <DECIMAL NUMERIC PROGRAM DATA> element. Sets the amount of error to be injected. Choices are 1 through 50. MAXimum: Biggest supported value. MINimum: Smallest supported value. DEFault: Default value.
Response Syntax	<Error>
Example(s)	SOUR:DATA:TEL:SDHS:ERR:LOPT:PATH:AMO 15 SOUR:DATA:TEL:SDHS:ERR:LOPT:PATH:AMO? Returns: 15
See Also	SOURce:DATA:TELecom:SDHSonet:ERRor:HOP:PATH:MANual:TYPE?

:SOURce:DATA:TELecom:SDHSonet:ERRor:LOPTu:PATH:AMOunt?

Description

This query returns the manual TU-3 Path error Amount to be injected.

At *RST condition, this value is set to 1.

Navigation Path: Results > Alarms/Errors > Injection > TU-3 > Error > Manual > Amount

Syntax

:SOURce:DATA:TELecom:SDHSonet:ERRor:LOPTu:PATH:AMOunt?[<wsp><Value>]

Parameter(s)

Value:

The program data syntax for the first parameter is defined as a <CHARACTER PROGRAM DATA> element.

This parameter is optional. If no token is specified, the current amount is returned.

MAXimum: Biggest supported value.

MINimum: Smallest supported value.

DEFault: Default value.

Response Syntax

<Amount>

Response(s)

Amount:

The response data syntax for the first parameter is defined as a <NR1 NUMERIC RESPONSE DATA> element.

Returns the amount of error to be injected.

Example(s)

SOUR:DATA:TEL:SDHS:ERR:LOPT:PATH:AMO 15

SOUR:DATA:TEL:SDHS:ERR:LOPT:PATH:AMO?

Returns: 15

See Also

SOURce:DATA:TELecom:SDHSonet:ERRor:HOP:PATH:MANual:TYPE

:SOURce:DATA:TELecom:SDHSonet:ERRor:LOPTu:PATH:AUTomated

Description

This command enables/disables the Rate/Max Rate TU-3 Path error injection.

At *RST condition, this value is set to OFF.

Navigation Path: Results > Alarms/Errors > Injection > TU-3 > Error > Rate/Max Rate > Inject

Syntax

:SOURce:DATA:TELecom:SDHSonet:ERRor:LOPTu:PATH:AUTomated <wsp><Inject>

Parameter(s)

Inject:

The program data syntax for the first parameter is defined as a <BOOLEAN PROGRAM DATA> element.

Starts/stops the automated Rate/Max Rate error Injection.

ON: Enables error injection.

OFF: Disables error injection.

Response Syntax

<Amount>

Example(s)

SOUR:DATA:TEL:SDHS:ERR:LOPT:PATH:AUT:RATE 1.0E-10

SOUR:DATA:TEL:SDHS:ERR:LOPT:PATH:AUT ON

SOUR:DATA:TEL:SDHS:ERR:LOPT:PATH:AUT?

Returns: 1

See Also

SOURce:DATA:TELecom:SDHS:ERRor:HOP:PATH:AUTomated:TYPE?

SOURce:DATA:TELecom:SDHS:ERRor:HOP:PATH:AUTomated:RATE?

:SOURce:DATA:TELecom:SDHSonet:ERRor:LOPTu:PATH:AUTomated:CONTinuous

Description

This command sets the automated TU-3 Path error Mode: ON for Max Rate and OFF for Rate.

At *RST condition, this value is set to OFF.

Navigation Path: Results > Alarms/Errors > Injection > TU-3 > Error > Mode

Syntax

:SOURce:DATA:TELecom:SDHSonet:ERRor:LOPTu:PATH:AUTomated:CONTinuous <wsp><Mode>

Parameter(s)

Mode:

The program data syntax for the first parameter is defined as a <BOOLEAN PROGRAM DATA> element.

Sets the automated error Mode:

ON: Max Rate

OFF: Rate

Response Syntax

<Amount>

Example(s)

SOUR:DATA:TEL:SDHS:ERR:LOPT:PATH:AUT:CONT ON

SOUR:DATA:TEL:SDHS:ERR:LOPT:PATH:AUT:CONT?

Returns: 1

See Also

SOURce:DATA:TELecom:SDHSonet:ERRor:HOP:PATH:AUTomated:TYPE?

:SOURce:DATA:TELecom:SDHSonet:ERRor:LOPTu:PATH:AUTomated:CONTinuous?

Description	This query returns the automated TU-3 Path error Mode: ON for Max Rate and OFF for Rate. At *RST condition, this value is set to OFF. Navigation Path: Results > Alarms/Errors > Injection > TU-3 > Error > Mode
Syntax	:SOURce:DATA:TELecom:SDHSonet:ERRor:LOPTu:PATH:AUTomated:CONTinuous?
Response Syntax	<Mode>
Response(s)	**Mode**: The response data syntax for the first parameter is defined as a <BOOLEAN RESPONSE DATA> element. Returns the automated error Mode: 1: Max Rate 0: Rate
Example(s)	SOUR:DATA:TEL:SDHS:ERR:LOPT:PATH:AUT:CONT ON SOUR:DATA:TEL:SDHS:ERR:LOPT:PATH:AUT:CONT? Returns: 1
See Also	SOURce:DATA:TELecom:SDHSonet:ERRor:HOP:PATH:AUTomated:TYPE SOURce:DATA:TELecom:SDHSonet:ERRor:HOP:PATH:AUTomated

:SOURce:DATA:TELecom:SDHSonet:ERRor:LOPTu:PATH:AUTomated:RATE

Description

This command sets the automated TU-3 Path error Rate to be injected.

At *RST condition, this value is device dependent.

Navigation Path: Results > Alarms/Errors > Injection > TU-3 > Error > Rate > Rate

Syntax

:SOURce:DATA:TELecom:SDHSonet:ERRor:LOPTu:PATH:AUTomated:RATE <wsp><Rate>

Parameter(s)

Rate:

The program data syntax for the first parameter is defined as a <DECIMAL NUMERIC PROGRAM DATA> element.

Sets the rate of error to be injected.

MAXimum: Biggest supported rate

MINimum: Smallest supported rate

Response Syntax

<Mode>

Example(s)

SOUR:DATA:TEL:SDHS:ERR:LOPT:PATH:AUT:RATE 1.0E-10

SOUR:DATA:TEL:SDHS:ERR:LOPT:PATH:AUT:RATE?

Returns: 1.0E-10

See Also

SOURce:DATA:TELecom:SDHSonet:ERRor:HOP:PATH:AUTomated:TYPE?

SOURce:DATA:TELecom:SDHSonet:ERRor:HOP:PATH:AUTomated?

:SOURce:DATA:TELecom:SDHSonet:ERRor:LOPTu:PATH:AUTomated:RATE?

Description

This query returns the automated TU-3 Path error Rate to be injected.

At *RST condition, this value is device dependent.

Navigation Path: Results > Alarms/Errors > Injection > TU-3 > Error > Rate > Rate

Syntax

:SOURce:DATA:TELecom:SDHSonet:ERRor:LOPTu:PATH:AUTomated:RATE?[<wsp><Value>]

Parameter(s)

Value:

The program data syntax for the first parameter is defined as a <CHARACTER PROGRAM DATA> element.

This parameter is optional. If no token is specified, the current injection rate is returned.

MAXimum: Biggest supported value

MINimum: Smallest supported value

Response Syntax

<Rate>

Response(s)

Rate:

The response data syntax for the first parameter is defined as a <NR3 NUMERIC RESPONSE DATA> element.

Returns the rate of error to be injected.

Example(s)

SOUR:DATA:TEL:SDHS:ERR:LOPT:PATH:AUT:RATE 1.0E-10

SOUR:DATA:TEL:SDHS:ERR:LOPT:PATH:AUT:RATE?

Returns: 1.0E-10

See Also

SOURce:DATA:TELecom:SDHSonet:ERRor:HOP:PATH:AUTomated:TYPE

SOURce:DATA:TELecom:SDHSonet:ERRor:HOP:PATH:AUTomated

:SOURce:DATA:TELecom:SDHSonet:ERRor:LOPTu:PATH:AUTomated:TYPE

Description

This command selects the automated TU-3 Path error Defect to be injected.

At *RST condition, this value is set to B3.

Navigation Path: Results > Alarms/Errors > Injection > TU-3 > Error > Rate/Max Rate > Defect

Syntax

:SOURce:DATA:TELecom:SDHSonet:ERRor:LOPTu:PATH:AUTomated:TYPE <wsp><Error>

Parameter(s)

Error:

The program data syntax for the first parameter is defined as a <CHARACTER PROGRAM DATA> element.

Selects the error to be injected:

B3

REI: LP-REI

Response Syntax

<Rate>

Example(s)

SOUR:DATA:TEL:SDHS:ERR:LOPT:PATH:AUT:TYPE B3

SOUR:DATA:TEL:SDHS:ERR:LOPT:PATH:AUT:TYPE?

Returns: B3

See Also

SOURce:DATA:TELecom:SDHSonet:ERRor:HOP:PATH:AUTomated:RATE?

SOURce:DATA:TELecom:SDHSonet:ERRor:HOP:PATH:AUTomated?

:SOURce:DATA:TELecom:SDHSonet:ERRor:LOPTu:PATH:AUTomated:TYPE?

Description

This query returns the automated TU-3 Path error Defect to be injected.

At *RST condition, this value is set to B3.

Navigation Path: Results > Alarms/Errors > Injection > TU-3 > Error > Rate/Max Rate > Defect

Syntax

:SOURce:DATA:TELecom:SDHSonet:ERRor:LOPTu:PATH:AUTomated:TYPE?

Response Syntax

<Error>

Response(s)

Error:

The response data syntax for the first parameter is defined as a <CHARACTER RESPONSE DATA> element.

Returns the error to be injected:

B3

REI: LP-REI

Example(s)

SOUR:DATA:TEL:SDHS:ERR:LOPT:PATH:AUT:TYPE B3

SOUR:DATA:TEL:SDHS:ERR:LOPT:PATH:AUT:TYPE?

Returns: B3

See Also

SOURce:DATA:TELecom:SDHSonet:ERRor:HOP:PATH:AUTomated:RATE

SOURce:DATA:TELecom:SDHSonet:ERRor:HOP:PATH:AUTomated

:SOURce:DATA:TELecom:SDHSonet:ERRor:LOPTu:PATH:AUTomated?

Description

This query returns the enable/disable status of the Rate/Max Rate TU-3 Path error injection.

At *RST condition, this value is set to OFF.

Navigation Path: Results > Alarms/Errors > Injection > TU-3 > Error > Rate/Max Rate > Inject

Syntax

:SOURce:DATA:TELecom:SDHSonet:ERRor:LOPTu:PATH:AUTomated?

Response Syntax

<Set>

Response(s)

Set:

The response data syntax for the first parameter is defined as a <BOOLEAN RESPONSE DATA> element.

Returns the enable/disable injection status:

1: Enabled

0: Disabled

Example(s)

SOUR:DATA:TEL:SDHS:ERR:LOPT:PATH:AUT:RATE 1.0E-10

SOUR:DATA:TEL:SDHS:ERR:LOPT:PATH:AUT ON

SOUR:DATA:TEL:SDHS:ERR:LOPT:PATH:AUT?

Returns: 1

See Also

SOURce:DATA:TELecom:SDHSonet:ERRor:HOP:PATH:AUTomated:TYPE

SOURce:DATA:TELecom:SDHSonet:ERRor:HOP:PATH:AUTomated:RATE

:SOURce:DATA:TELecom:SDHSonet:ERRor:LOPTu:PATH:INJect

Description	This command enables/disables the manual TU-3 Path error injection. This command is an event and has no associated *RST condition or query form. Navigation Path: Results > Alarms/Errors > Injection > TU-3 > Error > Manual > Inject
Syntax	:SOURce:DATA:TELecom:SDHSonet:ERRor:LOPTu:PATH:INJect
Response Syntax	<Set>
Example(s)	SOUR:DATA:TEL:SDHS:ERR:LOPT:PATH:INJ
See Also	SOURce:DATA:TELecom:SDHSonet:ERRor:HOP:PATH:MANual:TYPE

:SOURce:DATA:TELecom:SDHSonet:ERRor:LOPTu:PATH:MANual:TYPE

Description

This command selects the manual TU-3 Path error Defect to be injected.

At *RST condition, this value is set to B3.

Navigation Path: Results > Alarms/Errors > Injection > TU-3 > Error > Manual > Defect

Syntax

:SOURce:DATA:TELecom:SDHSonet:ERRor:LOPTu:PATH:MANual:TYPE <wsp><Error>

Parameter(s)

Error:

The program data syntax for the first parameter is defined as a <CHARACTER PROGRAM DATA> element.

Selects the error to be injected:

B3

REI: LP-REI

Response Syntax

<Set>

Example(s)

SOUR:DATA:TEL:SDHS:ERR:LOPT:PATH:MAN:TYPE B3

SOUR:DATA:TEL:SDHS:ERR:LOPT:PATH:MAN:TYPE?

Returns: B3

See Also

SOURce:DATA:TELecom:SDHSonet:ERRor:HOP:PATH:AMOunt?

:SOURce:DATA:TELecom:SDHSonet:ERRor:LOPTu:PATH:MANual:TYPE?

Description	This query returns the manual TU-3 Path error Defect to be injected. At *RST condition, this value is set to B3. Navigation Path: Results > Alarms/Errors > Injection > TU-3 > Error > Manual > Defect
Syntax	:SOURce:DATA:TELecom:SDHSonet:ERRor:LOPTu:PATH:MANual:TYPE?
Response Syntax	<Error>
Response(s)	**Error**: The response data syntax for the first parameter is defined as a <CHARACTER RESPONSE DATA> element. Returns the error to be injected: B3 REI: LP-REI
Example(s)	SOUR:DATA:TEL:SDHS:ERR:LOPT:PATH:MAN:TYPE B3 SOUR:DATA:TEL:SDHS:ERR:LOPT:PATH:MAN:TYPE? Returns: B3
See Also	SOURce:DATA:TELecom:SDHSonet:ERRor:HOP:PATH:AMOunt

:SOURce:DATA:TELecom:SDHSonet:ERRor:SECTion:AMOunt

Description

This command sets the manual Section/RS error Amount to be injected.

At *RST condition, this value is set to 1.

Navigation Path: Results > Alarms/Errors > Injection > Section/RS > Error > Manual > Amount

Syntax

:SOURce:DATA:TELecom:SDHSonet:ERRor:SECTion:AMOunt <wsp><Amount>

Parameter(s)

Amount:

The program data syntax for the first parameter is defined as a <DECIMAL NUMERIC PROGRAM DATA> element.

Sets the amount of error to be injected. Choices are 1 through 50.

MAXimum: Biggest supported value.

MINimum: Smallest supported value.

DEFault: Default value.

Response Syntax

<Error>

Example(s)

SOUR:DATA:TEL:SDHS:ERR:SECT:MAN:TYPE B1

SOUR:DATA:TEL:SDHS:ERR:SECT:AMO 15

SOUR:DATA:TEL:SDHS:ERR:SECT:AMO?

Returns: 15

See Also

SOURce:DATA:TELecom:SDHSonet:ERRor:SECTion:MANual:TYPE?

:SOURce:DATA:TELecom:SDHSonet:ERRor:SECTion:AMOunt?

Description

This query returns the manual Section/RS error Amount to be injected.

At *RST condition, this value is set to 1.

Navigation Path: Results > Alarms/Errors > Injection > Section/RS > Error > Manual > Amount

Syntax

:SOURce:DATA:TELecom:SDHSonet:ERRor:SECTion:AMOunt?[<wsp><Amount>]

Parameter(s)

Amount:

The program data syntax for the first parameter is defined as a <CHARACTER PROGRAM DATA> element.

This parameter is optional. If no token is specified, the current amount is returned.

MAXimum: Biggest supported value.

MINimum: Smallest supported value.

DEFault: Default value.

Response Syntax

<Amount>

Response(s)

Amount:

The response data syntax for the first parameter is defined as a <NR1 NUMERIC RESPONSE DATA> element.

Returns the amount of error to be injected.

Example(s)

SOUR:DATA:TEL:SDHS:ERR:SECT:MAN:TYPE B1

SOUR:DATA:TEL:SDHS:ERR:SECT:AMO 15

SOUR:DATA:TEL:SDHS:ERR:SECT:AMO?

Returns: 15

See Also

SOURce:DATA:TELecom:SDHSonet:ERRor:SECTion:MANual:TYPE

:SOURce:DATA:TELecom:SDHSonet:ERRor:SECTion:AUTomated

Description

This command enables/disables the Rate/Max Rate Section/RS error injection.

At *RST condition, this value is set to OFF.

Navigation Path: Results > Alarms/Errors > Injection > Section/RS > Error > Rate/Max Rate > Inject

Syntax

:SOURce:DATA:TELecom:SDHSonet:ERRor:SECTion:AUTomated <wsp><Inject>

Parameter(s)

Inject:

The program data syntax for the first parameter is defined as a <BOOLEAN PROGRAM DATA> element.

Starts/stops the automated Rate/Max Rate error Injection.

ON: Enables error injection.

OFF: Disables error injection.

Response Syntax

<Amount>

Example(s)

SOUR:DATA:TEL:SDHS:ERR:SECT:AUT:RATE 1.0E-10

SOUR:DATA:TEL:SDHS:ERR:SECT:AUT ON

SOUR:DATA:TEL:SDHS:ERR:SECT:AUT

Returns: 1

See Also

SOURce:DATA:TELecom:SDHSonet:ERRor:SECTion:AUTomated:RATE?

:SOURce:DATA:TELecom:SDHSonet:ERRor:SECTion:AUTomated:CONTinuous

Description	This command sets the automated Section/RS error Mode: ON for Max Rate and OFF for Rate. At *RST condition, this value is set to OFF. Navigation Path: Results > Alarms/Errors > Injection > Section/RS > Error > Mode
Syntax	:SOURce:DATA:TELecom:SDHSonet:ERRor:SECTion:AUTomated:CONTinuous <wsp><Mode>
Parameter(s)	**Mode**: The program data syntax for the first parameter is defined as a <BOOLEAN PROGRAM DATA> element. Sets the automated error Mode: ON: Max Rate OFF: Rate
Response Syntax	<Amount>
Example(s)	SOUR:DATA:TEL:SDHS:ERR:SECT:AUT:CONT ON SOUR:DATA:TEL:SDHS:ERR:SECT:AUT:CONT? Returns: 1
See Also	SOURce:DATA:TELecom:SDHSonet:ERRor:SECTion:AUTomated:TYPE? SOURce:DATA:TELecom:SDHSonet:ERRor:SECTion:AUTomated?

:SOURce:DATA:TELecom:SDHSonet:ERRor:SECTion:AUTomated:CONTinuous?

Description

This query returns the automated Section/RS error Mode: ON for Max Rate and OFF for Rate.

At *RST condition, this value is set to OFF.

Navigation Path: Results > Alarms/Errors > Injection > Section/RS > Error > Mode

Syntax

:SOURce:DATA:TELecom:SDHSonet:ERRor:SECTion:AUTomated:CONTinuous?

Response Syntax

<Mode>

Response(s)

Mode:

The response data syntax for the first parameter is defined as a <BOOLEAN RESPONSE DATA> element.

Returns the automated error Mode:

1: Max Rate

0: Rate

Example(s)

SOUR:DATA:TEL:SDHS:ERR:SECT:AUT:CONT ON

SOUR:DATA:TEL:SDHS:ERR:SECT:AUT:CONT?

Returns: 1

See Also

SOURce:DATA:TELecom:SDHSonet:ERRor:SECTion:AUTomated:TYPE

SOURce:DATA:TELecom:SDHSonet:ERRor:SECTion:AUTomated

:SOURce:DATA:TELecom:SDHSonet:ERRor:SECTion:AUTomated:RATE

Description	This command sets the automated Section/RS error Rate to be injected. At *RST condition, this value is device dependent. Navigation Path: Results > Alarms/Errors > Injection > Section/RS > Error > Rate > Rate
Syntax	:SOURce:DATA:TELecom:SDHSonet:ERRor:SECTion:AUTomated:RATE <wsp><Rate>
Parameter(s)	**Rate**: The program data syntax for the first parameter is defined as a <DECIMAL NUMERIC PROGRAM DATA> element. Sets the rate of error to be injected. MAXimum: Biggest supported value MINimum: Smallest supported value
Response Syntax	<Mode>
Example(s)	SOUR:DATA:TEL:SDHS:ERR:SECT:AUT:RATE 1.0E-10 SOUR:DATA:TEL:SDHS:ERR:SECT:AUT:RATE? Returns: 1.0E-10
See Also	SOURce:DATA:TELecom:SDHSonet:ERRor:SECTion:AUTomated:TYPE?

:SOURce:DATA:TELecom:SDHSonet:ERRor:SECTion:AUTomated:RATE?

Description

This query returns the automated Section/RS error Rate to be injected.

At *RST condition, this value is device dependent.

Navigation Path: Results > Alarms/Errors > Injection > Section/RS > Error > Rate > Rate

Syntax

:SOURce:DATA:TELecom:SDHSonet:ERRor:SECTion:AUTomated:RATE?[<wsp><Value>]

Parameter(s)

Value:

The program data syntax for the first parameter is defined as a <CHARACTER PROGRAM DATA> element.

This parameter is optional. If no token is specified, the current injection rate is returned.

MAXimum: Biggest supported value

MINimum: Smallest supported value

Response Syntax

<Rate>

Response(s)

Rate:

The response data syntax for the first parameter is defined as a <NR3 NUMERIC RESPONSE DATA> element.

Returns the rate of error to be injected.

Example(s)

SOUR:DATA:TEL:SDHS:ERR:SECT:AUT:RATE 1.0E-10

SOUR:DATA:TEL:SDHS:ERR:SECT:AUT:RATE?

Returns: 1.0E-10

See Also

SOURce:DATA:TELecom:SDHSonet:ERRor:SECTion:AUTomated:TYPE

:SOURce:DATA:TELecom:SDHSonet:ERRor:SECTion:AUTomated:TYPE

Description	This command selects the automated Section/RS error Defect to be injected. At *RST condition, this value is set to B1. Navigation Path: Results > Alarms/Errors > Injection > Section/RS > Error > Rate/Max Rate > Defect
Syntax	:SOURce:DATA:TELecom:SDHSonet:ERRor:SECTion:AUTomated:TYPE <wsp><Error>
Parameter(s)	**Error**: The program data syntax for the first parameter is defined as a <CHARACTER PROGRAM DATA> element. Selects the error to be injected: B1 FAS
Response Syntax	<Rate>
Example(s)	SOUR:DATA:TEL:SDHS:ERR:SECT:AUT:TYPE B1 SOUR:DATA:TEL:SDHS:ERR:SECT:AUT:TYPE? Returns: B1
See Also	SOURce:DATA:TELecom:SDHSonet:ERRor:SECTion:AUTomated?

:SOURce:DATA:TELecom:SDHSonet:ERRor:SECTion:AUTomated:TYPE?

Description

This query returns the automated Section/RS error Defect to be injected.

At *RST condition, this value is set to B1.

Navigation Path: Results > Alarms/Errors > Injection > Section/RS > Error > Rate/Max Rate > Defect

Syntax

:SOURce:DATA:TELecom:SDHSonet:ERRor:SECTion:AUTomated:TYPE?

Response Syntax

<Error>

Response(s)

Error:

The response data syntax for the first parameter is defined as a <CHARACTER RESPONSE DATA> element.

Returns the error to be injected:

B1

FAS

Example(s)

SOUR:DATA:TEL:SDHS:ERR:SECT:AUT:TYPE B1

SOUR:DATA:TEL:SDHS:ERR:SECT:AUT:TYPE?

Returns: B1

See Also

SOURce:DATA:TELecom:SDHSonet:ERRor:SECTion:AUTomated

:SOURce:DATA:TELecom:SDHSonet:ERRor:SECTion:AUTomated?

Description

This query returns the enable/disable status of the Rate/Max Rate Section/RS error injection.

At *RST condition, this value is set to OFF.

Navigation Path: Results > Alarms/Errors > Injection > Section/RS > Error > Rate/Max Rate > Inject

Syntax

:SOURce:DATA:TELecom:SDHSonet:ERRor:SECTion:AUTomated?

Response Syntax

<Inject>

Response(s)

Inject:

The response data syntax for the first parameter is defined as a <BOOLEAN RESPONSE DATA> element.

Returns the enable/disable injection status:

1: Enabled

0: Disabled

Example(s)

SOUR:DATA:TEL:SDHS:ERR:SECT:AUT:RATE 1.0E-10

SOUR:DATA:TEL:SDHS:ERR:SECT:AUT ON

SOUR:DATA:TEL:SDHS:ERR:SECT:AUT?

Returns: 1

See Also

SOURce:DATA:TELecom:SDHSonet:ERRor:SECTion:AUTomated:RATE

:SOURce:DATA:TELecom:SDHSonet:ERRor:SECTion:INJect

Description	This command enables/disables the manual Section/RS error injection. This command is an event and has no associated *RST condition or query form. Navigation Path: Results > Alarms/Errors > Injection > Section/RS > Error > Manual > Inject
Syntax	:SOURce:DATA:TELecom:SDHSonet:ERRor:SECTion:INJect
Response Syntax	<Inject>
Example(s)	SOUR:DATA:TEL:SDHS:ERR:SECT:AMO 15 SOUR:DATA:TEL:SDHS:ERR:SECT:INJ
See Also	SOURce:DATA:TELecom:SDHS:ERRor:SECTion:MANual:TYPE SOURce:DATA:TELecom:SDHS:ERRor:SECTion:AMOunt

:SOURce:DATA:TELecom:SDHSonet:ERRor:SECTion:MANual:TYPE

Description	This command selects the manual Section/RS error Defect to be injected. At *RST condition, this value is set to B1. Navigation Path: Results > Alarms/Errors > Injection > Section/RS > Error > Manual > Defect
Syntax	:SOURce:DATA:TELecom:SDHSonet:ERRor:SECTion:MANual:TYPE <wsp><Error>
Parameter(s)	**Error**: The program data syntax for the first parameter is defined as a <CHARACTER PROGRAM DATA> element. Selects the error to be injected: B1 FAS
Response Syntax	<Inject>
Example(s)	SOUR:DATA:TEL:SDHS:ERR:SECT:MAN:TYPE B1 SOUR:DATA:TEL:SDHS:ERR:SECT:MAN:TYPE? Returns: B1
See Also	SOURce:DATA:TELecom:SDHSonet:ERRor:SECTion:AMOunt?

:SOURce:DATA:TELecom:SDHSonet:ERRor:SECTion:MANual:TYPE?

Description	This query returns the manual Section/RS error Defect to be injected. At *RST condition, this value is set to B1. Navigation Path: Results > Alarms/Errors > Injection > Section/RS > Error > Manual > Defect
Syntax	:SOURce:DATA:TELecom:SDHSonet:ERRor:SECTion:MANual:TYPE?
Response Syntax	<Error>
Response(s)	**Error**: The response data syntax for the first parameter is defined as a <CHARACTER RESPONSE DATA> element. Returns the error to be injected: B1 FAS
Example(s)	SOUR:DATA:TEL:SDHS:ERR:SECT:MAN:TYPE B1 SOUR:DATA:TEL:SDHS:ERR:SECT:MAN:TYPE? Returns: B1
See Also	SOURce:DATA:TELecom:SDHSonet:ERRor:SECTion:AMOunt

:SOURce:DATA:TELecom:SOAM:ALARm:ADDRess:TYPE

Description	This command selects the continuous OAM alarm Address Type for injection. At *RST condition, this value is set to Unicast. Navigation Path: Results > Alarms/Errors > Injection > S-OAM/MPLS-TP OAM > Alarm > Address Type
Syntax	:SOURce:DATA:TELecom:SOAM:ALARm:ADDRess:TYPE[<wsp><AdresseType>]
Parameter(s)	**AdresseType**: The program data syntax for the first parameter is defined as a <CHARACTER PROGRAM DATA> element. Selects the Address Type: MULTicast UNIcast
Response Syntax	<Error>
Example(s)	SOURce:DATA:TEL:SOAM:ALAR:ADDR:TYPE MULT
See Also	SOURce:DATA:TELecom:SOAM:ALARm:TYPE?

:SOURce:DATA:TELecom:SOAM:ALARm:ADDRess:TYPE?

Description	This query returns the continuous OAM alarm Address Type for injection. At *RST condition, this value is set to Unicast. Navigation Path: Results > Alarms/Errors > Injection > S-OAM/MPLS-TP OAM > Alarm > Address Type
Syntax	:SOURce:DATA:TELecom:SOAM:ALARm:ADDRess:TYPE?
Response Syntax	<AddressType>
Response(s)	**AddressType**: The response data syntax for the first parameter is defined as a <CHARACTER RESPONSE DATA> element. Returns the Address Type: MULTicast UNIcast
Example(s)	SOUR:DATA:TEL:SOAM:ALAR:ADDR:TYPE?
See Also	SOURce:DATA:TELecom:SOAM:ALARm:TYPE

:SOURce:DATA:TELecom:SOAM:ALARm:DEFect

Description

This command selects the continuous OAM alarm Defect to be injected.

At *RST condition, this value is set to RDI.

Navigation Path: Results > Alarms/Errors > Injection > S-OAM/MPLS-TP OAM > Alarm > Defect

Syntax

:SOURce:DATA:TELecom:SOAM:ALARm:DEFect[<wsp><Defect>]

Parameter(s)

Defect:

The program data syntax for the first parameter is defined as a <CHARACTER PROGRAM DATA> element.

Selects the alarm to be injected:

AIS: AIS

CDCI: C-DCI

CFDI: C-FDI

CLOS: C-LOS

CRDI: C-RDI

LCK: LCK

RDI: RDI

Response Syntax

<AddressType>

Example(s)

SOUR:DATA:TEL:SOAM:ALAR:DEF AIS

See Also

SOURce:DATA:TELecom:SOAM:ALARm:PRIority?

:SOURce:DATA:TELecom:SOAM:ALARm:DEFect?

Description

This query returns the continuous OAM alarm Defect to be injected.

At *RST condition, this value is RDI.

Navigation Path: Results > Alarms/Errors > Injection > S-OAM/MPLS-TP OAM > Alarm > Defect

Syntax

:SOURce:DATA:TELecom:SOAM:ALARm:DEFect?

Response Syntax

<Defect>

Response(s)

Defect:

The response data syntax for the first parameter is defined as a <CHARACTER RESPONSE DATA> element.

Returns the alarm to be injected:

AIS: AIS

CDCI: C-DCI

CFDI: C-FDI

CLOS: C-LOS

CRDI: C-RDI

LCK: LCK

RDI: RDI

Example(s)

SOUR:DATA:TEL:SOAM:ALAR:DEF?

See Also

SOURce:DATA:TELecom:SOAM:ALARm:PRIority

:SOURce:DATA:TELecom:SOAM:ALARm:GENerate

Description	This command sets the alarm injection On or Off. At *RST condition, this value is set to off. Navigation Path: Results > Alarms/Errors > Injection > S-OAM/MPLS-TP OAM > Alarm > Inject
Syntax	:SOURce:DATA:TELecom:SOAM:ALARm:GENerate <wsp><Status>
Parameter(s)	**Status**: The program data syntax for the first parameter is defined as a <BOOLEAN PROGRAM DATA> element. Enables/disables: ON: Enables OFF: Disables
Response Syntax	<Defect>
Example(s)	SOUR:DATA:TEL:SOAM:ALAR:GEN ON
See Also	SOURce:DATA:TELecom:SOAM:ALARm:AMOunt?

:SOURce:DATA:TELecom:SOAM:ALARm:GENerate?

Description

This query returns the transmission period of the CCM frame.

At *RST condition, this value is set to 10 ms.

Navigation Path: Results > Alarms/Errors > Injection > S-OAM/MPLS-TP OAM > Alarm > Inject

Syntax

:SOURce:DATA:TELecom:SOAM:ALARm:GENerate?

Response Syntax

<Set>

Response(s)

Set:

The response data syntax for the first parameter is defined as a <BOOLEAN RESPONSE DATA> element.

Returns the status of alarm injection.

1, status of alarm is enabled

0, status of alarm is disabled

Example(s)

SOUR:DATA:TEL:SOAM:ALAR:GEN?

See Also

SOURce:DATA:TELecom:SOAM:ALARm:AMOunt

:SOURce:DATA:TELecom:SOAM:ALARm:MD:LEVel

Description	This command selects the continuous OAM alarm MD Level for injection. At *RST condition, this value is device dependent. Navigation Path: Results > Alarms/Errors > Injection > S-OAM/MPLS-TP OAM > Alarm > MD Level
Syntax	:SOURce:DATA:TELecom:SOAM:ALARm:MD:LEVel[<wsp><MD Level>]
Parameter(s)	**MD Level**: The program data syntax for the first parameter is defined as a <CHARACTER PROGRAM DATA> element. Selects the MD Level: 0, 1, 2, 3, 4, 5, 6, or 7.
Response Syntax	<Set>
Example(s)	SOUR:DATA:TEL:SOAM:ALAR:MD:LEV 4
See Also	SOURce:DATA:TELecom:SOAM:ALARm:PERiod?

:SOURce:DATA:TELecom:SOAM:ALARm:MD:LEVel?

Description

This query returns the continuous OAM alarm MD Level for injection.

At *RST condition, this value is device dependent.

Navigation Path: Results > Alarms/Errors > Injection > S-OAM/MPLS-TP OAM > Alarm > MD Level

Syntax

:SOURce:DATA:TELecom:SOAM:ALARm:MD:LEVel?

Response Syntax

<MD Level>

Response(s)

MD Level:

The response data syntax for the first parameter is defined as a <CHARACTER RESPONSE DATA> element.

Returns the MD Level: 0, 1, 2, 3, 4, 5, 6, or 7.

Example(s)

SOUR:DATA:TEL:SOAM:ALAR:MD:LEV?

See Also

SOURce:DATA:TELecom:SOAM:ALARm:PERiod

:SOURce:DATA:TELecom:SOAM:ALARm:MEG:LEVel

Description	This command selects the continuous OAM alarm MEG Level for injection. At *RST condition, this value is set to 7. Navigation Path: Results > Alarms/Errors > Injection > S-OAM/MPLS-TP OAM > Alarm > MEG Level
Syntax	:SOURce:DATA:TELecom:SOAM:ALARm:MEG:LEVel[<wsp><MEG Level>]
Parameter(s)	**MEG Level**: The program data syntax for the first parameter is defined as a <CHARACTER PROGRAM DATA> element. Selects the MEG Level: 0, 1, 2, 3, 4, 5, 6, or 7.
Response Syntax	<MD Level>
Example(s)	SOUR:DATA:TEL:SOAM:ALAR:MEG:LEV 4
See Also	SOURce:DATA:TELecom:SOAM:ALARm:DROP:ELIGible?

:SOURce:DATA:TELecom:SOAM:ALARm:MEG:LEVel?

Description

This query returns the continuous OAM alarm MEG Level for injection.

At *RST condition, this value is set to 7.

Navigation Path: Results > Alarms/Errors > Injection > S-OAM/MPLS-TP OAM > Alarm > MEG Level

Syntax

:SOURce:DATA:TELecom:SOAM:ALARm:MEG:LEVel?

Response Syntax

<MEG Level>

Response(s)

MEG Level:

The response data syntax for the first parameter is defined as a <CHARACTER RESPONSE DATA> element.

Returns the MEG Level: 0, 1, 2, 3, 4, 5, 6, or 7.

Example(s)

SOUR:DATA:TEL:SOAM:ALAR:MEG:LEV?

See Also

SOURce:DATA:TELecom:SOAM:ALARm:DROP:ELIGible

:SOURce:DATA:TELecom:SOAM:ALARm:PERiod

Description

This command selects the continuous OAM alarm Period for injection.

At *RST condition, this value is set to 1 ms.

Navigation Path: Results > Alarms/Errors > Injection > S-OAM/MPLS-TP OAM > Alarm > Period

Syntax

:SOURce:DATA:TELecom:SOAM:ALARm:PERiod[<wsp><Period>]

Parameter(s)

Period:

The program data syntax for the first parameter is defined as a <CHARACTER PROGRAM DATA> element.

Selects the Period:

P333MS: 3.33 MilliSeconds

P10MS: 10 MilliSeconds

P100MS: 100 MilliSeconds

P1S: 1 Second

P10S: 10 Seconds

P1MIN: 1 Minute

P10MIN: 10 Minutes

Response Syntax

<MEG Level>

Example(s)

SOUR:DATA:TEL:SOAM:ALAR:PER P1MIN

See Also

SOURce:DATA:TELecom:SOAM:ALARm:MD:LEVel?

:SOURce:DATA:TELecom:SOAM:ALARm:PERiod?

Description

This query returns the continuous OAM alarm Period for injection.

At *RST condition, this value is set to 10 ms.

Navigation Path: Results > Alarms/Errors > Injection > S-OAM/MPLS-TP OAM > Alarm > Period

Syntax

:SOURce:DATA:TELecom:SOAM:ALARm:PERiod?

Response Syntax

<Period>

Response(s)

Period:

The response data syntax for the first parameter is defined as a <CHARACTER RESPONSE DATA> element.

Returns the Period:

P333MS: 3.33 MilliSeconds

P10MS: 10 MilliSeconds

P100MS: 100 MilliSeconds

P1S: 1 Second

P10S: 10 Seconds

P1MIN: 1 Minute

P10MIN: 10 Minutes

Example(s)

SOUR:DATA:TEL:SOAM:ALAR:PER?

See Also

SOURce:DATA:TELecom:SOAM:ALARm:MD:LEVel

:SOURce:DATA:TELecom:SOAM:ALARm:PRIority

Description	This command selects the continuous OAM alarm Priority for injection. At *RST condition, this value is set to 0. Navigation Path: Results > Alarms/Errors > Injection > S-OAM/MPLS-TP OAM > Alarm > Priority
Syntax	:SOURce:DATA:TELecom:SOAM:ALARm:PRIority <wsp><value>
Parameter(s)	**value**: The program data syntax for the first parameter is defined as a <CHARACTER PROGRAM DATA> element. Selects the priority: 0, 1, 2, 3, 4, 5, 6, or 7.
Response Syntax	<Period>
Example(s)	SOUR:DATA:TEL:SOAM:ALAR:PRI 2
See Also	SOURce:DATA:TELecom:SOAM:ALARm:DEFect?

:SOURce:DATA:TELecom:SOAM:ALARm:PRIority?

Description	This query returns the continuous OAM alarm Priority for injection. At *RST condition, this value is set to 7. Navigation Path: Results > Alarms/Errors > Injection > S-OAM/MPLS-TP OAM > Alarm > Priority
Syntax	:SOURce:DATA:TELecom:SOAM:ALARm:PRIority?
Response Syntax	<Value>
Response(s)	**Value**: The response data syntax for the first parameter is defined as a <NR1 NUMERIC RESPONSE DATA> element. Returns the priority: 0, 1, 2, 3, 4, 5, 6, or 7.
Example(s)	SOUR:DATA:TEL:SOAM:ALAR:PRI?
See Also	SOURce:DATA:TELecom:SOAM:ALARm:DEFect

Traces - SONET/SDH

:FETCh:DATA:TELecom:SDHSonet:HOP:TCAPident:N[1..n]:RECeived?

Description

This query returns the received value for Path Overhead.

At *RST condition, this value is device dependent.

Navigation Path: Setup > SONET/SDH BERT > Test Configurator > Results > Traces > OC > Traces > > TCM Access Point Identifier > STS Path > Received

Navigation Path: Setup > SONET/SDH BERT > Test Configurator > Results > Traces > STM > Traces > > TCM Access Point Identifier > AU Path > Received

Syntax

:FETCh:DATA:TELecom:SDHSonet:HOP:TCAPident:N[1..n]:RECeived?

Response Syntax

<Message>

Response(s)

Message:

The response data syntax for the first parameter is defined as a <STRING RESPONSE DATA> element.

Returns the received 16 or 64 byte format TCM Access Point Identifier message for Path Overhead.

Example(s)

FETC:DATA:TEL:SDHS:HOP:TCAP:N1:RECeived?

Returns: tcmmessage

See Also

FETCh:DATA:TELecom:SDHSonet:POVerhead:J1:TIM:PATTern:RECeived

:FETCh:DATA:TELecom:SDHSonet:LOP:OVERhead:J[1..n]:TIM:PATTern:RECeived?

Description

This query returns the received J2 and J1 value for Low Path Overhead.

At *RST condition, this value is device dependent.

Navigation Path: Setup > SONET/SDH BERT > Test Configurator > Results > Traces > VT Path (J2) > Received

Navigation Path: Setup > SONET/SDH BERT > Test Configurator > Results > Traces TU Path (J2) > Received

Navigation Path: Setup > SONET/SDH BERT > Test Configurator > Results > Traces TU3 Path (J1) > Received

Syntax

:FETCh:DATA:TELecom:SDHSonet:LOP:OVERhead:J[1..n]:TIM:PATTern:RECeived?

Response Syntax

<Message>

Response(s)

Message:

The response data syntax for the first parameter is defined as a <STRING RESPONSE DATA> element.

Returns the received J2 value for Low Path Overhead

Example(s)

FETC:DATA:TEL:SDHS:LOP:OVER:J2:TIM:PATT:REC?

See Also

FETCh:DATA:TELecom:SDHSonet:SOVerhead:J[1..n]:TIM:PATTern:RECeived

:FETCh:DATA:TELecom:SDHSonet:LOP:TCAPident:N[1..n]:RECeived?

Description

This query returns the received value for Path Overhead.

At *RST condition, this value is device dependent.

Navigation Path: Setup > SONET/SDH BERT > Test Configurator > Results > Traces > OC > Traces > > TCM Access Point Identifier > STS Path > Received

Navigation Path: Setup > SONET/SDH BERT > Test Configurator > Results > Traces > STM > Traces > > TCM Access Point Identifier > AU Path > Received

Syntax

:FETCh:DATA:TELecom:SDHSonet:LOP:TCAPident:N[1..n]:RECeived?

Response Syntax

<Message>

Response(s)

Message:

The response data syntax for the first parameter is defined as a <STRING RESPONSE DATA> element.

Returns the received 16 or 64 byte format TCM Access Point Identifier message for Path Overhead.

Example(s)

FETC:DATA:TEL:SDHS:LOP:TCAP:N2:RECeived?

Returns: tcmmessage

See Also

FETCh:DATA:TELecom:SDHSonet:POVerhead:J1:TIM:PATTern:RECeived

:FETCh:DATA:TELecom:SDHSonet:POVerhead:J[1..n]:TIM:PATTern:RECeived?

Description

This query returns the received J1 value for Path Overhead.

At *RST condition, this value is device dependent.

Navigation Path: Setup > OTN SONET/SDH BERT OR SONET/SDH BERT > Test Configurator > Results > Traces > SONET > Traces > STS Path (J1) > Received

Navigation Path: Setup > OTN SONET/SDH BERT OR SONET/SDH BERT > Test Configurator > Results > Traces > SDH > Traces > AU Path (J1) > Received

Syntax

:FETCh:DATA:TELecom:SDHSonet:POVerhead:J[1..n]:TIM:PATTern:RECeived?

Response Syntax

<Message>

Response(s)

Message:

The response data syntax for the first parameter is defined as a <STRING RESPONSE DATA> element.

Returns the received J1 value for Path Overhead.

Example(s)

FETC:DATA:TEL:SDHS:POV:J1:TIM:PATT:REC?

See Also

FETCh:DATA:TELecom:SDHSonet:SOVerhead:J[1..n]:TIM:PATTern:RECeived

:FETCh:DATA:TELecom:SDHSonet:SOVerhead:J[1..n]:TIM:PATTern:RECeived?

Description	This query returns the received J0 value for Section Overhead. At *RST condition, this value is device dependent. Navigation Path: Setup > OTN SONET/SDH BERT OR SONET/SDH BERT > Test Configurator > Results > Traces > SONET > Traces > Section (J0) > Received Navigation Path: Setup > OTN SONET/SDH BERT OR SONET/SDH BERT > Test Configurator > Results > Traces > SDH > Traces > RS (J0) > Received
Syntax	:FETCh:DATA:TELecom:SDHSonet:SOVerhead:J[1..n]:TIM:PATTern:RECeived?
Response Syntax	<Message>
Response(s)	**Message**: The response data syntax for the first parameter is defined as a <STRING RESPONSE DATA> element. Returns the received J0 value for Section Overhead.
Example(s)	FETC:DATA:TEL:SDHS:SOV:J100:TIM:PATT:REC?
See Also	FETCh:DATA:TELecom:SDHSonet:POVerhead:J1:TIM:PATTern:RECeived

:SENSe:DATA:TELecom:SDHSonet:HOP:TCAPident:COPY

Description	This event sets the copy Rx to instrument for HOP TCM Path Overhead. This command is an event and is not associated with an *RST condition or a query form. Navigation Path: Test > SONET/SDH BERT > Results > Traces > OC > TIM-P > Copy RX Navigation Path: Test > SONET/SDH BERT > Results > Traces > STM > HPTC-TIM > Copy RX
Syntax	:SENSe:DATA:TELecom:SDHSonet:HOP:TCAPident:COPY
Response Syntax	<Message>
Example(s)	SENS:DATA:TEL:SDHS:HOP:TCAP:COPY
See Also	SENSe:DATA:TELecom:SDHSonet:LINE:OVERhead:TIM:COPY

:SENSe:DATA:TELecom:SDHSonet:LOP:OVERhead:TIM:COPY

Description	This command sets the copy Rx to instrument for Low Path Overhead. This command is an event and is not associated with an *RST condition or a query form. Navigation Path: Test > SONET/SDH BERT > Results > Traces > OC > TIM-V > Copy RX Navigation Path: Test > SONET/SDH BERT > Results > Traces > STM > LP-TIM > Copy RX
Syntax	:SENSe:DATA:TELecom:SDHSonet:LOP:OVERhead:TIM:COPY
Response Syntax	<Message>
Example(s)	SENS:DATA:TEL:SDHS:LOP:OVER:TIM:COPY
See Also	SENSe:DATA:TELecom:SDHSonet:SECTion:OVERhead:TIM:COPY

:SENSe:DATA:TELecom:SDHSonet:LOP:TCAPident:COPY

Description	This event sets the copy Rx to instrument for LOP TCM Path Overhead. This command is an event and is not associated with an *RST condition or a query form. Navigation Path: Test > SONET/SDH BERT > Results > Traces > OC > TIM-V > Copy RX Navigation Path: Test > SONET/SDH BERT > Results > Traces > STM > LPTC-TIM > Copy RX
Syntax	:SENSe:DATA:TELecom:SDHSonet:LOP:TCAPident:COPY
Response Syntax	<Message>
Example(s)	SENS:DATA:TEL:SDHS:LOP:TCAP:COPY
See Also	SENSe:DATA:TELecom:SDHSonet:SECTion:OVERhead:TIM:COPY

:SENSe:DATA:TELecom:SDHSonet:PATH:OVERhead:TIM:COPY rx

Description	This command sets the copy Rx to instrument for Path Overhead. This command is an event and is not associated with an *RST condition or a query form. Navigation Path: Test > OTN SONET/SDH BERT OR SONET/SDH BERT > Results > Traces > SONET > Traces > TIM-P > Copy RX Navigation Path: Test > OTN SONET/SDH BERT OR SONET/SDH BERT > Results > Traces > SDH > Traces > HP-TIM > Copy RX
Syntax	:SENSe:DATA:TELecom:SDHSonet:PATH:OVERhead:TIM:COPYrx
Response Syntax	<Message>
Example(s)	SENS:DATA:TEL:SDHS:PATH:OVER:TIM:COPY
See Also	SENSe:DATA:TELecom:SDHSonet:SECTion:OVERhead:TIM:COPY

:SENSe:DATA:TELecom:SDHSonet:SECTion:OVERhead:TIM:COPYrx

Description	This command sets the copy Rx to instrument for Section Overhead. This command is an event and is not associated with an *RST condition or a query form. Navigation Path: Test > OTN SONET/SDH BERT OR SONET/SDH BERT > Results > Traces > SONET > Traces > TIM-S > Copy RX Navigation Path: Test > OTN SONET/SDH BERT OR SONET/SDH BERT > Results > Traces > SDH > Traces > RS-TIM > Copy RX
Syntax	:SENSe:DATA:TELecom:SDHSonet:SECTion:OVERhead:TIM:COPYrx
Response Syntax	<Message>
Example(s)	SENS:DATA:TEL:SDHS:SECT:OVER:TIM:COPY
See Also	SENSe:DATA:TELecom:SDHSonet:PATH:OVERhead:TIM:COPY

Traces - OTN

:FETCh:DATA:TELecom:OTN:ODU[1..n]:E[1..n]:TCM[1..n]:TTI:DAPI:B?

Description	This query returns the ODU1e/2e/3e1/3e2 TCM DAPI Received Message. At *RST condition, this value is set to EXFO TCMn DAPI. Navigation Path: Results > Traces > OTN > ODUn > ODUn TCM TTI Traces > TCMn > DAPI - Received Message NOTE: For :E[1..n]:, use :E: for ODU1e/2e.
Syntax	:FETCh:DATA:TELecom:OTN:ODU[1..n]:E[1..n]:TCM[1..n]:TTI:DAPI:B?
Response Syntax	<Message>
Response(s)	**Message**: The response data syntax for the first parameter is defined as a <STRING RESPONSE DATA> element. Returns the selected message for the instrument.
Example(s)	FETC:DATA:TEL:OTN:ODU3:E1:TCM1:TTI:DAPI:B16? Returns: EXFO TCM1 DAPI
See Also	FETCh:DATA:TELecom:OTN:ODU[1..n]:E[1..n]:TCM[1..n]:TTI:SAPI:B?

:FETCh:DATA:TELecom:OTN:ODU[1..n]:E[1..n]:TCM[1..n]:TTI:OPSPec:B?

Description

This query returns the ODU1e/2e/3e1/3e2 TCM Operator Specific Received Message.

At *RST condition, this value is set to EXFO TCMn OPERATOR SPECIFIC.

Navigation Path: Results > Traces > OTN > ODUn > ODUn TCM TTI Traces > TCMn > Operator Specific - Received Message

NOTE: For :E[1..n]:, use :E: for ODU1e/2e.

Syntax

:FETCh:DATA:TELecom:OTN:ODU[1..n]:E[1..n]:TCM[1..n]:TTI:OPSPec:B?

Response Syntax

<Message>

Response(s)

Message:

The response data syntax for the first parameter is defined as a <STRING RESPONSE DATA> element.

Returns the selected message for the instrument.

Example(s)

FETC:DATA:TEL:OTN:ODU3:E1:TCM1:TTI:OPSP:B32?

Returns: EXFO TCM1 OPERATOR SPECIFIC

See Also

FETCh:DATA:TELecom:OTN:ODU[1..n]:E[1..n]:TCM[1..n]:TTI:SAPI:B?

:FETCh:DATA:TELecom:OTN:ODU[1..n]:E[1..n]:TCM[1..n]:TTI:SAPI:B?

Description	This query returns the ODU1e/2e/3e1/3e2 TCM SAPI Received Message. At *RST condition, this value is set to EXFO TCMn SAPI. Navigation Path: Results > Traces > OTN > ODUn > ODUn TCM TTI Traces > TCMn > SAPI - Received Message NOTE: For :E[1..n]:, use :E: for ODU1e/2e.
Syntax	:FETCh:DATA:TELecom:OTN:ODU[1..n]:E[1..n]:TCM[1..n]:TTI:SAPI:B?
Response Syntax	<Message>
Response(s)	**Message**: The response data syntax for the first parameter is defined as a <STRING RESPONSE DATA> element. Returns the selected message.
Example(s)	FETC:DATA:TEL:OTN:ODU3:E1:TCM1:TTI:SAPI:B16? Returns: EXFO TCM1 SAPI
See Also	FETCh:DATA:TELecom:OTN:ODU[1..n]:E[1..n]:TCM[1..n]:TTI:DAPI:B?

:FETCh:DATA:TELecom:OTN:ODU[1..n]:E[1..n]:TTI:DAPI:B?

Description	This query returns the ODU1e/2e/3e1/3e2 DAPI Received Message. At *RST condition, this value is set to EXFO ODU DAPI. Navigation Path: Results > Traces > OTN > OTU > PM TTI Traces > DAPI NOTE: For :E[1..n]:, use :E: for ODU1e/2e.
Syntax	:FETCh:DATA:TELecom:OTN:ODU[1..n]:E[1..n]:TTI:DAPI:B?
Response Syntax	<Message>
Response(s)	**Message**: The response data syntax for the first parameter is defined as a <STRING RESPONSE DATA> element. Returns the selected message for over clocked ODU TTI.
Example(s)	FETCh:DATA:TELecom:OTN:ODU3:E1:TTI:DAPI:B?
See Also	FETCh:DATA:TELecom:OTN:ODU[1..n]:TCM[1..n]:TTI:SAPI:B?

:FETCh:DATA:TELecom:OTN:ODU[1..n]:E[1..n]:TTI:OPSPec:B?

Description	This query returns the ODU1e/2e/3e1/3e2 PM Operator Specific Received Message. At *RST condition, this value is set to device-dependent. Navigation Path: Results > Traces > OTN > ODUn > PM TTI Traces > Operator Specific - Received Message NOTE: For :E[1..n]:, use :E: for ODU1e/2e.
Syntax	:FETCh:DATA:TELecom:OTN:ODU[1..n]:E[1..n]:TTI:OPSPec:B?
Response Syntax	<Message>
Response(s)	**Message**: The response data syntax for the first parameter is defined as a <STRING RESPONSE DATA> element. Returns the selected message for over clocked ODU TTI.
Example(s)	FETCh:DATA:TELecom:OTN:ODU3:E1:TTI:OPSPec:B?
See Also	FETCh:DATA:TELecom:OTN:ODU[1..n]:TCM[1..n]:TTI:SAPI:B?

:FETCh:DATA:TELecom:OTN:ODU[1..n]:E[1..n]:TTI:SAPI:B?

Description

This query returns the ODU1e/2e/3e1/3e2 PM SAPI received message.

At *RST condition, this value is set to device-dependent.

Navigation Path: Results > Traces > OTN > ODUn > PM TTI Traces > SAPI - Received Message

NOTE: For :E[1..n]:, use :E: for ODU1e/2e.

Syntax

:FETCh:DATA:TELecom:OTN:ODU[1..n]:E[1..n]:TTI:SAPI:B?

Response Syntax

<Message>

Response(s)

Message:

The response data syntax for the first parameter is defined as a <STRING RESPONSE DATA> element.

Returns the received message.

Example(s)

FETCh:DATA:TELecom:OTN:ODU3:E1:TTI:SAPI:B?

See Also

FETCh:DATA:TELecom:OTN:ODU[1..n]:TCM[1..n]:TTI:SAPI:B?

:FETCh:DATA:TELecom:OTN:ODU[1..n]:F:TCM[1..n]:TTI:DAPI:B?

Description	This query returns the ODU1f/2f TCM DAPI Received Message. At *RST condition, this value is set to EXFO TCMn DAPI. Navigation Path: Results > Traces > OTN > ODUn > ODUn TCM TTI Traces > TCMn > DAPI - Received Message
Syntax	:FETCh:DATA:TELecom:OTN:ODU[1..n]:F:TCM[1..n]:TTI:DAPI:B?
Response Syntax	<Message>
Response(s)	**Message**: The response data syntax for the first parameter is defined as a <STRING RESPONSE DATA> element. Returns the selected message for the instrument.
Example(s)	FETC:DATA:TEL:OTN:ODU1:F:TCM1:TTI:DAPI:B? Returns: EXFO TCM1 DAPI
See Also	FETCh:DATA:TELecom:OTN:ODU[1..n]:E[1..n]:TCM[1..n]:TTI:SAPI:B?

:FETCh:DATA:TELecom:OTN:ODU[1..n]:F:TCM[1..n]:TTI:OPSPec:B?

Description	This query returns the ODU1f/2f TCM Operator Specific Received Message. At *RST condition, this value is set to EXFO TCMn OPERATOR SPECIFIC. Navigation Path: Results > Traces > OTN > ODUn > ODUn TCM TTI Traces > TCMn > Operator Specific - Received Message
Syntax	:FETCh:DATA:TELecom:OTN:ODU[1..n]:F:TCM[1..n]:TTI:OPSPec:B?
Response Syntax	<Message>
Response(s)	**Message**: The response data syntax for the first parameter is defined as a <STRING RESPONSE DATA> element. Returns the selected message for the instrument.
Example(s)	FETC:DATA:TEL:OTN:ODU1:F:TCM1:TTI:OPSP:B? Returns: EXFO OTU OPERATOR SPECIFIC
See Also	FETCh:DATA:TELecom:OTN:ODU[1..n]:E[1..n]:TCM[1..n]:TTI:SAPI:B?

:FETCh:DATA:TELecom:OTN:ODU[1..n]:F:TCM[1..n]:TTI:SAPI:B?

Description	This query returns the ODU1f/2f TCM SAPI Received Message. At *RST condition, this value is set to EXFO TCMn SAPI. Navigation Path: Results > Traces > OTN > ODUn > ODUn TCM TTI Traces > TCMn > SAPI - Received Message
Syntax	:FETCh:DATA:TELecom:OTN:ODU[1..n]:F:TCM[1..n]:TTI:SAPI:B?
Response Syntax	<Message>
Response(s)	**Message**: The response data syntax for the first parameter is defined as a <STRING RESPONSE DATA> element. Returns the selected message.
Example(s)	FETC:DATA:TEL:OTN:ODU1:F:TCM1:TTI:SAPI:B? Returns: EXFO TCM1 SAPI
See Also	FETCh:DATA:TELecom:OTN:ODU[1..n]:E[1..n]:TCM[1..n]:TTI:DAPI:B?

:FETCh:DATA:TELecom:OTN:ODU[1..n]:F:TTI:DAPI:B?

Description

This query returns the received DAPI message for Over Clocked ODU TTI.

At *RST condition, this value is set to device-dependent.

Navigation Path: Test > OTN BERT > Results > TTI Traces > ODU > PM TTI Traces > DAPI

Syntax

:FETCh:DATA:TELecom:OTN:ODU[1..n]:F:TTI:DAPI:B?

Response Syntax

<Message>

Response(s)

Message:

The response data syntax for the first parameter is defined as a <STRING RESPONSE DATA> element.

Returns the selected message for over clocked ODU TTI.

Example(s)

FETCh:DATA:TELecom:OTN:ODU1:F:TTI:DAPI:B?

See Also

FETCh:DATA:TELecom:OTN:ODU[1..n]:TCM[1..n]:TTI:SAPI:B?

:FETCh:DATA:TELecom:OTN:ODU[1..n]:F:TTI:OPSPec:B?

Description

This query returns the ODU1f/2f PM Operator Specific Received Message.

At *RST condition, this value is set to device-dependent.

Navigation Path: Results > Traces > OTN > ODUn > PM TTI Traces > Operator Specific - Received Message

Syntax

:FETCh:DATA:TELecom:OTN:ODU[1..n]:F:TTI:OPSPec:B?

Response Syntax

<Message>

Response(s)

Message:

The response data syntax for the first parameter is defined as a <STRING RESPONSE DATA> element.

Returns the selected message for over clocked ODU TTI.

Example(s)

FETCh:DATA:TELecom:OTN:ODU1:F:TTI:OPSPec:B?

See Also

FETCh:DATA:TELecom:OTN:ODU[1..n]:TCM[1..n]:TTI:SAPI:B?

:FETCh:DATA:TELecom:OTN:ODU[1..n]:F:TTI:SAPI:B?

Description

This query returns the ODU1f/2f PM SAPI received message.

At *RST condition, this value is set to device-dependent.

Navigation Path: Results > Traces > OTN > ODUn > PM TTI Traces > SAPI - Received Message

Syntax

:FETCh:DATA:TELecom:OTN:ODU[1..n]:F:TTI:SAPI:B?

Response Syntax

<Message>

Response(s)

Message:

The response data syntax for the first parameter is defined as a <STRING RESPONSE DATA> element.

Returns the selected message for over clocked ODU TTI.

Example(s)

FETCh:DATA:TELecom:OTN:ODU1:F:TTI:SAPI:B?

See Also

FETCh:DATA:TELecom:OTN:ODU[1..n]:TCM[1..n]:TTI:SAPI:B?

:FETCh:DATA:TELecom:OTN:ODU[1..n]:TCM[1..n]:TTI:DAPI:B?

Description

This query returns the ODUn TCM DAPI Received Message.

At *RST condition, this value is set to EXFO TCMn DAPI.

Navigation Path: Results > Traces > OTN > ODUn > ODUn TCM TTI Traces > TCMn > DAPI - Received Message

Syntax

:FETCh:DATA:TELecom:OTN:ODU[1..n]:TCM[1..n]:TTI:DAPI:B?

Response Syntax

<Message>

Response(s)

Message:

The response data syntax for the first parameter is defined as a <STRING RESPONSE DATA> element.

Returns the selected message for ODU TCM TTI.

Example(s)

FETC:DATA:TEL:OTN:ODU1:TCM1:TTI:DAPI:B?

See Also

FETCh:DATA:TELecom:OTN:ODU[1..n]:TCM[1..n]:TTI:SAPI:B?

:FETCh:DATA:TELecom:OTN:ODU[1..n]:TCM[1..n]:TTI:OPSPec:B?

Description	This query returns the ODUn TCM Operator Specific Received Message. At *RST condition, this value is set to EXFO TCMn OPERATOR SPECIFIC. Navigation Path: Results > Traces > OTN > ODUn > ODUn TCM TTI Traces > TCMn > Operator Specific - Received Message
Syntax	:FETCh:DATA:TELecom:OTN:ODU[1..n]:TCM[1..n]:TTI:OPSPec:B?
Response Syntax	<Message>
Response(s)	**Message**: The response data syntax for the first parameter is defined as a <STRING RESPONSE DATA> element. Returns the selected message for ODU TCM TTI.
Example(s)	FETC:DATA:TEL:OTN:ODU1:TCM1:TTI:OPSP:B?
See Also	FETCh:DATA:TELecom:OTN:ODU[1..n]:TCM[1..n]:TTI:SAPI:B?

:FETCh:DATA:TELecom:OTN:ODU[1..n]:TCM[1..n]:TTI:SAPI:B?

Description

This query returns the ODUn TCM SAPI Received Message.

At *RST condition, this value is set to EXFO TCMn SAPI.

Navigation Path: Results > Traces > OTN > ODUn > ODUn TCM TTI Traces > TCMn > SAPI - Received Message

Syntax

:FETCh:DATA:TELecom:OTN:ODU[1..n]:TCM[1..n]:TTI:SAPI:B?

Response Syntax

<Message>

Response(s)

Message:

The response data syntax for the first parameter is defined as a <STRING RESPONSE DATA> element.

Returns the selected message.

Example(s)

FETC:DATA:TEL:OTN:ODU1:TCM1:TTI:SAPI:B?

Returns: EXFO TCM1 SAPI

See Also

FETCh:DATA:TELecom:OTN:ODU[1..n]:TCM[1..n]:TTI:DAPI:B?

:FETCh:DATA:TELecom:OTN:ODU[1..n]:TTI:DAPI:B?

Description

This query returns the received message for ODU TTI Trace.
At *RST condition, this value is set to device-dependent.
Navigation Path: Test > OTN BERT > Results > TTI Traces > ODU > PM TTI Traces
In Multi-Channel OTN, when accessing an ODU LO,
the channel must be set using SENSe:DATA:TELecom:OTN:ODU[1..n]:TTI:CHANnel.
The query can not be used for all channels.
In FlexO BERT, when accessing an ODU LO,
the client ID must be set using SENSe:DATA:TELecom:OTN:ODU[1..n]:TTI:CLIent
The query can not be used for all clients.

Syntax

:FETCh:DATA:TELecom:OTN:ODU[1..n]:TTI:DAPI:B?

Response Syntax

<Message>

Response(s)

Message:
The response data syntax for the first parameter is defined as a <STRING RESPONSE DATA> element.
Returns the selected message for ODU TTI.

Example(s)

FETC:DATA:TEL:OTN:ODU1:TTI:DAPI:B?
For Multi-Channel OTN:
SENS:DATA:TEL:OTN:ODU100:TTI:CHAN 2
FETC:DATA:TEL:OTN:ODU100:TTI:DAPI:B?
For FlexO BERT:
SENS:DATA:TEL:OTN:ODU101:TTI:CLI 2
FETC:DATA:TEL:OTN:ODU101:TTI:DAPI:B?

See Also

FETCh:DATA:TELecom:OTN:ODU[1..n]:TCM[1..n]:TTI:SAPI:B?
For Multi-Channel OTN:
SENS[1..n]:DATA:TEL:OTN:ODU[1..n]:TTI:CHANnel
SENS[1..n]:DATA:TEL:OTN:ODU[1..n]:TTI:CHANnel?
For FlexO BERT:
SENS[1..n]:DATA:TEL:OTN:ODU[1..n]:TTI:CLIent
SENS[1..n]:DATA:TEL:OTN:ODU[1..n]:TTI:CLIent?

:FETCh:DATA:TELecom:OTN:ODU[1..n]:TTI:OPSPec:B?

Description

This query returns the ODUn PM Operator Specific Received Message.

At *RST condition, this value is set to device-dependent.

Navigation Path: Results > Traces > OTN > ODUn > PM TTI Traces > Operator Specific - Received Message

In Multi-Channel OTN, when accessing an ODU LO, the channel must be set using SENSe:DATA:TELecom:OTN:ODU[1..n]:TTI:CHANnel. The query can not be used for all channels.

In FlexO BERT, when accessing an ODU LO, the client ID must be set using SENSe:DATA:TELecom:OTN:ODU[1..n]:TTI:CLIent. The query can not be used for all clients.

Syntax

:FETCh:DATA:TELecom:OTN:ODU[1..n]:TTI:OPSPec:B?

Response Syntax

<Message>

Response(s)

Message:

The response data syntax for the first parameter is defined as a <STRING RESPONSE DATA> element.

Returns the selected message for ODU TTI.

Example(s)

FETC:DATA:TEL:OTN:ODU1:TTI:OPSP:B?

For Multi-Channel OTN:

SENS:DATA:TEL:OTN:ODU100:TTI:CHAN 2

FETC:DATA:TEL:OTN:ODU100:TTI:OPSP:B?

For FlexO BERT:

SENS:DATA:TEL:OTN:ODU101:TTI:CLI 2

FETC:DATA:TEL:OTN:ODU101:TTI:OPSP:B?

See Also

FETCh:DATA:TELecom:OTN:ODU[1..n]:TCM[1..n]:TTI:SAPI:B?

For Multi-Channel OTN:

SENS[1..n]:DATA:TEL:OTN:ODU[1..n]:TTI:CHANnel

SENS[1..n]:DATA:TEL:OTN:ODU[1..n]:TTI:CHANnel?

For FlexO BERT:

SENS[1..n]:DATA:TEL:OTN:ODU[1..n]:TTI:CLIent

SENS[1..n]:DATA:TEL:OTN:ODU[1..n]:TTI:CLIent?

:FETCh:DATA:TELecom:OTN:ODU[1..n]:TTI:SAPI:B?

Description

This query returns the ODUn PM SAPI received message.

At *RST condition, this value is set to device-dependent.

Navigation Path: Results > Traces > OTN > ODUn > PM TTI Traces > SAPI - Received Message

In Multi-Channel OTN, when accessing an ODU LO, the channel must be set using SENSe:DATA:TELecom:OTN:ODU[1..n]:TTI:CHANnel. The query can not be used for all channels.

In FlexO BERT, when accessing an ODU LO, the client ID must be set using SENSe:DATA:TELecom:OTN:ODU[1..n]:TTI:CLIent. The query can not be used for all clients.

Syntax

:FETCh:DATA:TELecom:OTN:ODU[1..n]:TTI:SAPI:B?

Response Syntax

<Message>

Response(s)

Message:

The response data syntax for the first parameter is defined as a <STRING RESPONSE DATA> element.

Returns the received message.

Example(s)

FETC:DATA:TEL:OTN:ODU1:TTI:SAPI:B?

For Multi-Channel OTN:

SENS:DATA:TEL:OTN:ODU100:TTI:CHAN 2

FETC:DATA:TEL:OTN:ODU100:TTI:SAPI:B?

For FlexO BERT:

SENS:DATA:TEL:OTN:ODU101:TTI:CLI 2

FETC:DATA:TEL:OTN:ODU101:TTI:SAPI:B?

See Also

FETCh:DATA:TELecom:OTN:ODU[1..n]:TCM[1..n]:TTI:SAPI:B?

For Multi-Channel OTN:

SENSe:DATA:TELecom:OTN:ODU[1..n]:TTI:CHANnel

SENSe:DATA:TELecom:OTN:ODU[1..n]:TTI:CHANnel?

For FlexO BERT:

SENSe:DATA:TELecom:OTN:ODU[1..n]:TTI:CLIent

SENSe:DATA:TELecom:OTN:ODU[1..n]:TTI:CLIent?

:FETCh:DATA:TELecom:OTN:OTU[1..n]:E[1..n]:TTI:DAPI:B?

Description

This query returns the OTU1e/2e/3e1/3e2 DAPI Received Message.

At *RST condition, this value is set to EXFO OTUn DAPI.

Navigation Path: Results > Traces > OTN > OTU > SM TTI Traces > DAPI Received Message

NOTE: For :E[1..n]:, use :E: for OTU1e/2e.

Syntax

:FETCh:DATA:TELecom:OTN:OTU[1..n]:E[1..n]:TTI:DAPI:B?

Response Syntax

<Message>

Response(s)

Message:

The response data syntax for the first parameter is defined as a <STRING RESPONSE DATA> element.

Returns the received message.

Example(s)

FETC:DATA:TEL:OTN:OTU3:E1:TTI:DAPI:B16?

Returns: EXFO OTU DAPI

See Also

FETCh:DATA:TELecom:OTN:ODU[1..n]:E[1..n]:TCM[1..n]:TTI:SAPI:B?

:FETCh:DATA:TELecom:OTN:OTU[1..n]:E[1..n]:TTI:OPSPec:B?

Description

This query returns the received message for overclocked rates OTU3e1/2.

At *RST condition, this value is set to EXFO OTU OPERATOR SPECIFIC.

Navigation Path: Test > OTN BERT > Results > TTI Traces > OTU3e(1/2) > SM TTI Traces > Operator Specific

NOTE: For :E[1..n]:, use :E: for OTU1e/2e.

Syntax

:FETCh:DATA:TELecom:OTN:OTU[1..n]:E[1..n]:TTI:OPSPec:B?

Response Syntax

<Message>

Response(s)

Message:

The response data syntax for the first parameter is defined as a <STRING RESPONSE DATA> element.

Returns the selected message.

Example(s)

FETC:DATA:TEL:OTN:OTU3:E1:TTI:OPSP:B32?

Returns: EXFO OTU OPERATOR SPECIFIC

See Also

FETCh:DATA:TELecom:OTN:ODU[1..n]:E[1..n]:TCM[1..n]:TTI:SAPI:B?

:FETCh:DATA:TELecom:OTN:OTU[1..n]:E[1..n]:TTI:SAPI:B?

Description

This query returns the received message for overclocked rates OTU3e1/2.

At *RST condition, this value is set to EXFO OTU SAPI.

Navigation Path: Test > OTN BERT > Results > TTI Traces > OTU3e(1/2) > SM TTI Traces > SAPI

NOTE: For :E[1..n]:, use :E: for OTU1e/2e.

Syntax

:FETCh:DATA:TELecom:OTN:OTU[1..n]:E[1..n]:TTI:SAPI:B?

Response Syntax

<Message>

Response(s)

Message:

The response data syntax for the first parameter is defined as a <STRING RESPONSE DATA> element.

Returns the selected message.

Example(s)

FETC:DATA:TEL:OTN:OTU3:E1:TTI:SAPI:B16?

Returns: EXFO OTU SAPI

See Also

FETCh:DATA:TELecom:OTN:ODU[1..n]:E[1..n]:TCM[1..n]:TTI:SAPI:B?

:FETCh:DATA:TELecom:OTN:OTU[1..n]:F:TTI:DAPI:B?

Description

This query returns the OTU1f/2f DAPI Received Message.

At *RST condition, this value is set to EXFO OTUn DAPI.

Navigation Path: Results > Traces > OTN > OTU > SM TTI Traces > DAPI Received Message

Syntax

:FETCh:DATA:TELecom:OTN:OTU[1..n]:F:TTI:DAPI:B?

Response Syntax

<Message>

Response(s)

Message:

The response data syntax for the first parameter is defined as a <STRING RESPONSE DATA> element.

Returns the selected message.

Example(s)

FETC:DATA:TEL:OTN:OTU1:F:TTI:DAPI:B?

Returns: EXFO OTU DAPI

See Also

FETCh:DATA:TELecom:OTN:ODU[1..n]:E[1..n]:TCM[1..n]:TTI:SAPI:B?

:FETCh:DATA:TELecom:OTN:OTU[1..n]:F:TTI:OPSPec:B?

Description

This query returns the received message for non-standard rates OTU(1/2)f

At *RST condition, this value is set to EXFO OTU OPERATOR SPECIFIC.

Navigation Path: Test > OTN BERT > Results > TTI Traces > OTU(1/2)f > SM TTI Traces > Operator Specific

Syntax

:FETCh:DATA:TELecom:OTN:OTU[1..n]:F:TTI:OPSPec:B?

Response Syntax

<Message>

Response(s)

Message:

The response data syntax for the first parameter is defined as a <STRING RESPONSE DATA> element.

Returns the selected message.

Example(s)

FETC:DATA:TEL:OTN:OTU1:F:TTI:OPSP:B?

Returns: EXFO OTU OPERATOR SPECIFIC

See Also

FETCh:DATA:TELecom:OTN:ODU[1..n]:E[1..n]:TCM[1..n]:TTI:SAPI:B?

:FETCh:DATA:TELecom:OTN:OTU[1..n]:F:TTI:SAPI:B?

Description

This query returns the received message for non-standard rates OTU(1/2)f

At *RST condition, this value is set to EXFO OTU SAPI.

Navigation Path: Test > OTN BERT > Results > TTI Traces > OTU(1/2)f > SM TTI Traces > SAPI

Syntax

:FETCh:DATA:TELecom:OTN:OTU[1..n]:F:TTI:SAPI:B?

Response Syntax

<Message>

Response(s)

Message:

The response data syntax for the first parameter is defined as a <STRING RESPONSE DATA> element.

Returns the selected message.

Example(s)

FETC:DATA:TEL:OTN:OTU1:F:TTI:SAPI:B?

Returns: EXFO OTU SAPI

See Also

FETCh:DATA:TELecom:OTN:ODU[1..n]:E[1..n]:TCM[1..n]:TTI:SAPI:B?

:FETCh:DATA:TELecom:OTN:OTU[1..n]:TTI:DAPI:B?

Description	This query returns the OTU DAPI Received Message. At *RST condition, this value is set to EXFO OTUn DAPI. Navigation Path: Results > Traces > OTN > OTU > SM TTI Traces > DAPI Received Message
Syntax	:FETCh:DATA:TELecom:OTN:OTU[1..n]:TTI:DAPI:B?
Response Syntax	<Message>
Response(s)	**Message**: The response data syntax for the first parameter is defined as a <STRING RESPONSE DATA> element. Returns the selected message for OTU.
Example(s)	FETC:DATA:TEL:OTN:OTU1:TTI:DAPI:B?
See Also	FETCh:DATA:TELecom:OTN:ODU[1..n]:TTI:OPSPec:B?

:FETCh:DATA:TELecom:OTN:OTU[1..n]:TTI:OPSPec:B?

Description

This query returns the received message for the instrument.

At *RST condition, this value is set to device-dependent.

Navigation Path: Test > OTN BERT > Results > TTI Traces > OTU > SM TTI Traces > Operator Specific

Syntax

:FETCh:DATA:TELecom:OTN:OTU[1..n]:TTI:OPSPec:B?

Response Syntax

<Message>

Response(s)

Message:

The response data syntax for the first parameter is defined as a <STRING RESPONSE DATA> element.

Returns the selected message for OTU.

Example(s)

FETC:DATA:TEL:OTN:OTU1:TTI:OPSP:B?

See Also

FETCh:DATA:TELecom:OTN:ODU[1..n]:TTI:OPSPec:B?

:FETCh:DATA:TELecom:OTN:OTU[1..n]:TTI:SAPI:B?

Description

This query returns the received message for the instrument.

At *RST condition, this value is set to device-dependent.

Navigation Path: Test > OTN BERT > Results > TTI Traces > OTU > SM TTI Traces > SAPI

Syntax

:FETCh:DATA:TELecom:OTN:OTU[1..n]:TTI:SAPI:B?

Response Syntax

<Message>

Response(s)

Message:

The response data syntax for the first parameter is defined as a <STRING RESPONSE DATA> element.

Returns the selected message for OTU.

Example(s)

FETC:DATA:TEL:OTN:OTU1:TTI:SAPI:B?

See Also

FETCh:DATA:TELecom:OTN:ODU[1..n]:TTI:OPSPec:B?

:SENSe:DATA:TELecom:OTN:ODU[1..n]:E[1..n]:TCM[1..n]:TTI:DAPI:COPY

Description	This command uses the ODU1e/2e/3e1/3e2 TCM DAPI Received Message as the Expected Message. This command is an event and is not associated with an *RST condition or a query form. Navigation Path: Results > Traces > OTN > ODUn > ODUn TCM TTI Traces > TCMn > DAPI - Copy RX NOTE: For :E[1..n]:, use :E: for ODU1e/2e.
Syntax	:SENSe:DATA:TELecom:OTN:ODU[1..n]:E[1..n]:TCM[1..n]:TTI:DAPI:COPY
Response Syntax	<Message>
Example(s)	SENS:DATA:TEL:OTN:ODU3:E1:TCM1:TTI:DAPI:COPY
See Also	SENSe:DATA:TELecom:OTN:ODU[1..n]:TCM[1..n]:TTI:SAPI:COPY

:SENSe:DATA:TELecom:OTN:ODU[1..n]:E[1..n]:TCM[1..n]:TTI:SAPI:COPY

Description	This command uses the ODU1e/2e/3e1/3e2 TCM SAPI Received Message as the Expected Message. This command is an event and is not associated with an *RST condition or a query form. Navigation Path: Results > Traces > OTN > ODUn > ODUn TCM TTI Traces > TCMn > SAPI - Copy RX NOTE: For :E[1..n]:, use :E: for ODU1e/2e.
Syntax	:SENSe:DATA:TELecom:OTN:ODU[1..n]:E[1..n]:TCM[1..n]:TTI:SAPI:COPY
Response Syntax	<Message>
Example(s)	SENS:DATA:TEL:OTN:ODU3:E1:TCM1:TTI:SAPI:COPY
See Also	SENSe:DATA:TELecom:OTN:ODU[1..n]:TCM[1..n]:TTI:DAPI:COPY

:SENSe:DATA:TELecom:OTN:ODU[1..n]:E[1..n]:TTI:DAPI:COPY

Description	This command uses the ODU1e/2e/3e1/3e2 PM DAPI Received Message as the Expected Message. This command is an event and is not associated with an *RST condition or a query form. Navigation Path: Results > Traces > OTN > ODUn > PM TTI Traces > DAPI - Copy RX NOTE: For :E[1..n]:, use :E: for ODU1e/2e.
Syntax	:SENSe:DATA:TELecom:OTN:ODU[1..n]:E[1..n]:TTI:DAPI:COPY
Response Syntax	<Message>
Example(s)	SENS:DATA:TEL:OTN:ODU3:E1:TTI:DAPI:COPY
See Also	SENSe:DATA:TELecom:OTN:ODU[1..n]:TTI:SAPI:COPY

:SENSe:DATA:TELecom:OTN:ODU[1..n]:E[1..n]:TTI:SAPI:COPY

Description	This command uses the ODU1e/2e/3e1/3e2 PM SAPI Received Message as the Expected Message. This command is an event and is not associated with an *RST condition or a query form. Navigation Path: Results > Traces > OTN > ODUn > ODUn PM TTI Traces > SAPI - Copy RX NOTE: For :E[1..n]:, use :E: for ODU1e/2e.
Syntax	:SENSe:DATA:TELecom:OTN:ODU[1..n]:E[1..n]:TTI:SAPI:COPY
Response Syntax	<Message>
Example(s)	SENS:DATA:TEL:OTN:ODU3:E1:TTI:SAPI:COPY
See Also	SENSe:DATA:TELecom:OTN:ODU[1..n]:TTI:DAPI:COPY

:SENSe:DATA:TELecom:OTN:ODU[1..n]:F:TCM[1..n]:TTI:DAPI:COPY

Description	This command uses the ODU1f/2f TCM DAPI Received Message as the Expected Message. This command is an event and is not associated with an *RST condition or a query form. Navigation Path: Results > Traces > OTN > ODUn > ODUn TCM TTI Traces > TCMn > DAPI - Copy RX
Syntax	:SENSe:DATA:TELecom:OTN:ODU[1..n]:F:TCM[1..n]:TTI:DAPI:COPY
Response Syntax	<Message>
Example(s)	SENS:DATA:TEL:OTN:ODU1:F:TCM1:TTI:DAPI:COPY
See Also	SENSe:DATA:TELecom:OTN:ODU[1..n]:TCM[1..n]:TTI:SAPI:COPY

:SENSe:DATA:TELecom:OTN:ODU[1..n]:F:TCM[1..n]:TTI:SAPI:COPY

Description	This command uses the ODU1f/2f TCM SAPI Received Message as the Expected Message. This command is an event and is not associated with an *RST condition or a query form. Navigation Path: Results > Traces > OTN > ODUn > ODUn TCM TTI Traces > TCMn > SAPI - Copy RX
Syntax	:SENSe:DATA:TELecom:OTN:ODU[1..n]:F:TCM[1..n]:TTI:SAPI:COPY
Response Syntax	<Message>
Example(s)	SENS:DATA:TEL:OTN:ODU1:F:TCM1:TTI:SAPI:COPY
See Also	SENSe:DATA:TELecom:OTN:ODU[1..n]:TCM[1..n]:TTI:DAPI:COPY

:SENSe:DATA:TELecom:OTN:ODU[1..n]:F:TTI:DAPI:COPY

Description	This command uses the ODU1f/2f PM DAPI Received Message as the Expected Message. This command is an event and is not associated with an *RST condition or a query form. Navigation Path: Results > Traces > OTN > ODUn > PM TTI Traces > DAPI - Copy RX
Syntax	:SENSe:DATA:TELecom:OTN:ODU[1..n]:F:TTI:DAPI:COPY
Response Syntax	<Message>
Example(s)	SENS:DATA:TEL:OTN:ODU1:F:TTI:DAPI:COPY
See Also	SENSe:DATA:TELecom:OTN:ODU[1..n]:TTI:SAPI:COPY

:SENSe:DATA:TELecom:OTN:ODU[1..n]:F:TTI:SAPI:COPY

Description	This command uses the ODU1f/2f PM SAPI Received Message as the Expected Message. This command is an event and is not associated with an *RST condition or a query form. Navigation Path: Results > Traces > OTN > ODUn > ODUn PM TTI Traces > SAPI - Copy RX
Syntax	:SENSe:DATA:TELecom:OTN:ODU[1..n]:F:TTI:SAPI:COPY
Response Syntax	<Message>
Example(s)	SENS:DATA:TEL:OTN:ODU1:F:TTI:SAPI:COPY
See Also	SENSe:DATA:TELecom:OTN:ODU[1..n]:TTI:DAPI:COPY

:SENSe:DATA:TELecom:OTN:ODU[1..n]:TCM[1..n]:TTI:DAPI:COPYrx

Description	This command uses the ODUn TCM DAPI Received Message as the Expected Message. This command is an event and is not associated with an *RST condition or a query form. Navigation Path: Results > Traces > OTN > ODUn > ODUn TCM TTI Traces > TCMn > DAPI - Copy RX
Syntax	:SENSe:DATA:TELecom:OTN:ODU[1..n]:TCM[1..n]:TTI:DAPI:COPYrx
Response Syntax	<Message>
Example(s)	SENS:DATA:TEL:OTN:ODU1:TCM1:TTI:DAPI:COPY
See Also	SENSe:DATA:TELecom:OTN:ODU[1..n]:TCM[1..n]:TTI:SAPI:COPY

:SENSe:DATA:TELecom:OTN:ODU[1..n]:TCM[1..n]:TTI:SAPI:COPYrx

Description	This command uses the ODUn TCM SAPI Received Message as the Expected Message. This command is an event and is not associated with an *RST condition or a query form. Navigation Path: Results > Traces > OTN > ODUn > ODUn TCM TTI Traces > TCMn > SAPI - Copy RX
Syntax	:SENSe:DATA:TELecom:OTN:ODU[1..n]:TCM[1..n]:TTI:SAPI:COPYrx
Response Syntax	<Message>
Example(s)	SENS:DATA:TEL:OTN:ODU1:TCM1:TTI:SAPI:COPY
See Also	SENSe:DATA:TELecom:OTN:ODU[1..n]:TCM[1..n]:TTI:DAPI:COPY

:SENSe:DATA:TELecom:OTN:ODU[1..n]:TTI:DAPI:COPYrx

Description

This command uses the ODUn PM DAPI Received Message as the Expected Message.

This command is an event and is not associated with an *RST condition or a query form.

Navigation Path: Results > Traces > OTN > ODUn > PM TTI Traces > DAPI - Copy RX

In Multi-Channel OTN, when copying an ODU LO DAPI Trace, the channel must be set using SENSe:DATA:TELecom:OTN:ODU[1..n]:TTI:CHANnel. The DAPI Trace can also be copied on all channels by using SENS:DATA:TEL:OTN:ODU[1..n]:TTI:ACHAnnel.

In FlexO BERT, when copying an ODU LO DAPI Trace, the client ID must be set using SENSe:DATA:TELecom:OTN:ODU[1..n]:TTI:CLIent. The DAPI Trace can also be copied on all clients by using SENSe:DATA:TELecom:OTN:ODU[1..n]:TTI:ACLient

Syntax

:SENSe:DATA:TELecom:OTN:ODU[1..n]:TTI:DAPI:COPYrx

Response Syntax

<Message>

Example(s)

SENS:DATA:TEL:OTN:ODU1:TTI:DAPI:COPY

See Also

SENSe:DATA:TELecom:OTN:ODU[1..n]:TTI:SAPI:COPY

For Multi-Channel OTN

SENSe:DATA:TELecom:OTN:ODU[1..n]:CHANnel

SENSe:DATA:TELecom:OTN:ODU[1..n]:CHANnel?

SENSe:DATA:TELecom:OTN:ODU[1..n]:ACHAnnel

SENSe:DATA:TELecom:OTN:ODU[1..n]:ACHAnnel?

For FlexO BERT:

SENSe:DATA:TELecom:OTN:ODU[1..n]:CLIent

SENSe:DATA:TELecom:OTN:ODU[1..n]:CLIent?

SENSe:DATA:TELecom:OTN:ODU[1..n]:ACLient

SENSe:DATA:TELecom:OTN:ODU[1..n]:ACLient?

:SENSe:DATA:TELecom:OTN:ODU[1..n]:TTI:SAPI:COPYrx

Description

This command uses the ODUn PM SAPI Received Message as the Expected Message.

This command is an event and is not associated with an *RST condition or a query form.

Navigation Path: Results > Traces > OTN > ODUn > ODUn PM TTI Traces > SAPI - Copy RX

In Multi-Channel OTN, when copying an ODU LO SAPI Trace, the channel must be set using SENSe:DATA:TELecom:OTN:ODU[1..n]:TTI:CHANnel. The SAPI Trace can also be copied on all channels by using SENS:DATA:TEL:OTN:ODU[1..n]:TTI:ACHAnnel.

In FlexO BERT, when copying an ODU LO SAPI Trace, the client ID must be set using SENSe:DATA:TELecom:OTN:ODU[1..n]:TTI:CLIent. The SAPI Trace can also be copied on all clients by using SENSe:DATA:TELecom:OTN:ODU[1..n]:TTI:ACLient

Syntax

:SENSe:DATA:TELecom:OTN:ODU[1..n]:TTI:SAPI:COPYrx

Response Syntax

<Message>

Example(s)

SENS:DATA:TEL:OTN:ODU1:TTI:SAPI:COPY

See Also

SENSe:DATA:TELecom:OTN:ODU[1..n]:TTI:DAPI:COPY

For Multi-Channel OTN

SENSe:DATA:TELecom:OTN:ODU[1..n]:CHANnel

SENSe:DATA:TELecom:OTN:ODU[1..n]:CHANnel?

SENSe:DATA:TELecom:OTN:ODU[1..n]:ACHAnnel

SENSe:DATA:TELecom:OTN:ODU[1..n]:ACHAnnel?

For FlexO BERT:

SENSe:DATA:TELecom:OTN:ODU[1..n]:CLIent

SENSe:DATA:TELecom:OTN:ODU[1..n]:CLIent?

SENSe:DATA:TELecom:OTN:ODU[1..n]:ACLient

SENSe:DATA:TELecom:OTN:ODU[1..n]:ACLient?

:SENSe:DATA:TELecom:OTN:OTU[1..n]:E[1..n]:TTI:DAPI:COPY

Description	This command sets the copy Rx to instrument for overclocked rates OTU3e1/2. This command is an event and is not associated with an *RST condition or a query form. Navigation Path: Test > OTN BERT > Results > TTI Traces > OTU > SM TTI Traces > DAPI NOTE: For :E[1..n]:, use :E: for OTU1e/2e.
Syntax	:SENSe:DATA:TELecom:OTN:OTU[1..n]:E[1..n]:TTI:DAPI:COPY
Response Syntax	<Message>
Example(s)	SENS:DATA:TEL:OTN:OTU3:E1:TTI:DAPI:COPY
See Also	SENSe:DATA:TELecom:OTN:OTU[1..n]:TTI:SAPI:COPY

:SENSe:DATA:TELecom:OTN:OTU[1..n]:E[1..n]:TTI:SAPI:COPY

Description	This command uses the OTU1e/2e/3e1/3e2 PM SAPI Received Message as the Expected Message. This command is an event and is not associated with an *RST condition or a query form. Navigation Path: Results > Traces > OTN > OTUn > PM TTI Traces > SAPI - Copy RX NOTE: For :E[1..n]:, use :E: for OTU1e/2e.
Syntax	:SENSe:DATA:TELecom:OTN:OTU[1..n]:E[1..n]:TTI:SAPI:COPY
Response Syntax	<Message>
Example(s)	SENS:DATA:TEL:OTN:OTU3:E1:TTI:SAPI:COPY
See Also	SENSe:DATA:TELecom:OTN:OTU[1..n]:TTI:DAPI:COPY

:SENSe:DATA:TELecom:OTN:OTU[1..n]:F:TTI:DAPI:COPY

Description	This command sets the copy Rx to instrument for over clocked rates [example OTU(1/2)f]. This command is an event and is not associated with an *RST condition or a query form. Navigation Path: Test > OTN BERT > Results > TTI Traces > OTU > SM TTI Traces > DAPI
Syntax	:SENSe:DATA:TELecom:OTN:OTU[1..n]:F:TTI:DAPI:COPY
Response Syntax	<Message>
Example(s)	SENS:DATA:TEL:OTN:OTU1:F:TTI:DAPI:COPY
See Also	SENSe:DATA:TELecom:OTN:OTU[1..n]:TTI:SAPI:COPY

:SENSe:DATA:TELecom:OTN:OTU[1..n]:F:TTI:SAPI:COPY

Description	This command uses the ODU1f/2f PM SAPI Received Message as the Expected Message. This command is an event and is not associated with an *RST condition or a query form. Navigation Path: Results > Traces > OTN > ODUn > PM TTI Traces > SAPI - Copy RX NOTE: For :E[1..n]:, use :E: for OTU1e/2e.
Syntax	:SENSe:DATA:TELecom:OTN:OTU[1..n]:F:TTI:SAPI:COPY
Response Syntax	<Message>
Example(s)	SENS:DATA:TEL:OTN:OTU1:F:TTI:SAPI:COPY
See Also	SENSe:DATA:TELecom:OTN:OTU[1..n]:TTI:DAPI:COPY

:SENSe:DATA:TELecom:OTN:OTU[1..n]:TTI:DAPI:COPYrx

Description	This command sets the copy Rx to instrument. This command is an event and is not associated with an *RST condition or a query form. Navigation Path: Test > OTN BERT > Results > TTI Traces > OTU > SM TTI Traces > DAPI
Syntax	:SENSe:DATA:TELecom:OTN:OTU[1..n]:TTI:DAPI:COPYrx
Response Syntax	<Message>
Example(s)	SENS:DATA:TEL:OTN:OTU3:TTI:DAPI:COPY
See Also	SENSe:DATA:TELecom:OTN:OTU[1..n]:TTI:SAPI:COPY

:SENSe:DATA:TELecom:OTN:OTU[1..n]:TTI:SAPI:COPYrx

Description	This command uses the ODUn PM SAPI Received Message as the Expected Message. This command is an event and is not associated with an *RST condition or a query form. Navigation Path: Results > Traces > OTN > ODUn > PM TTI Traces > SAPI - Copy RX NOTE: For :E[1..n]:, use :E: for OTU1e/2e.
Syntax	:SENSe:DATA:TELecom:OTN:OTU[1..n]:TTI:SAPI:COPYrx
Response Syntax	<Message>
Example(s)	SENS:DATA:TEL:OTN:OTU3:TTI:SAPI:COPY
See Also	SENSe:DATA:TELecom:OTN:OTU[1..n]:TTI:DAPI:COPY

Traces/PT (FlexO)

:SENSe:DATA:TELecom:OTN:ODU[1..n]:TTI:ACLient

Description

This command forces the ODU TTI Traces commands/queries to be applied on all clients (ON) or a single client (OFF) for FlexOTN test.

At *RST condition, this value is set to OFF.

Navigation Path: Setup > Test Configurator > ODUk > Traces > PM TTI Traces

Navigation Path: Results > Traces > OTN > ODUk > PM TTI Traces

Syntax

:SENSe:DATA:TELecom:OTN:ODU[1..n]:TTI:ACLient <wsp><AllClient>

Parameter(s)

AllClient:

The program data syntax for the first parameter is defined as a <BOOLEAN PROGRAM DATA> element.

Selects if the ODU TTI Traces commands/queries are applied on all clients (ON) or a single client (OFF).

Response Syntax

<Message>

Example(s)

SENS:DATA:TEL:OTN:ODU101:TTI:ACLI ON

SENS:DATA:TEL:OTN:ODU101:TTI:TIM SAPI,ON

SENS:DATA:TEL:OTN:ODU101:TTI:SAPI:EXP XFO ODU SAPI

SENS:DATA:TEL:OTN:ODU101:TTI:SAPI:EXP?

Returns: XFO ODU SAPI

See Also

SENSe:DATA:TELecom:OTN:ODU[1..n]:TTI:CLIent

SENSe:DATA:TELecom:OTN:ODU[1..n]:TTI:ACLIent?

:SENSe:DATA:TELecom:OTN:ODU[1..n]:TTI:ACLient?

Description

This query returns if the ODU TTI Traces commands/queries are applied on all clients (ON) or a single client (OFF) for FlexOTN test.

At *RST condition, this value is set to OFF.

Navigation Path: Setup > Test Configurator > ODUk > Traces > PM TTI Traces

Navigation Path: Results > Traces > OTN > ODUk > PM TTI Traces

Syntax

:SENSe:DATA:TELecom:OTN:ODU[1..n]:TTI:ACLient?

Response Syntax

<AllClient>

Response(s)

AllClient:

The response data syntax for the first parameter is defined as a <BOOLEAN RESPONSE DATA> element.

Returns an indication that the ODU TTI Traces commands/queries are to be applied on all FlexO clients

1, ODU TTI Trace commands/queries are applied on all channels.

0, ODU TTI Trace commands/queries are applied on a specific channels determined by SENS:DATA:TEL:OTN:ODU[1..n]:TTI:CLI.

Example(s)

SENS:DATA:TEL:OTN:ODU101:TTI:ACLI ON

SENS:DATA:TEL:OTN:ODU101:TTI:TIM SAPI,ON

SENS:DATA:TEL:OTN:ODU101:TTI:SAPI:EXP XFO ODU SAPI

SENS:DATA:TEL:OTN:ODU101:TTI:SAPI:EXP?

Returns: XFO ODU SAPI

See Also

SENSe:DATA:TELecom:OTN:ODU[1..n]:TTI:CLIent

SENSe:DATA:TELecom:OTN:ODU[1..n]:TTI:ACLIent

:SENSe:DATA:TELecom:OTN:ODU[1..n]:TTI:CLIent

Description

This command sets the value of the client used by the ODU TTI Traces for FlexOTN test.

At *RST condition, this value is set to 1.

When setting a client value, the following command is set to OFF: SENSe[1..n]:DATA:TELecom:OTN:ODU[1..n]:TTI:ACLIent

Navigation Path: Setup > Test Configurator > ODUk > Traces > PM TTI Traces

Navigation Path: Results > Traces > OTN > ODUk > PM TTI Traces

Syntax

:SENSe:DATA:TELecom:OTN:ODU[1..n]:TTI:CLIent <wsp><ClientId>

Parameter(s)

ClientId:

The program data syntax for the first parameter is defined as a <DECIMAL NUMERIC PROGRAM DATA> element.

Selects the client used for ODU TTI Traces, when AllCLIent is not selected, in the FlexOTN test application.

Response Syntax

<AllClient>

Example(s)

SENS:DATA:TEL:OTN:ODU100:TTI:CLI 3

SENS:DATA:TEL:OTN:ODU100:TTI:TIM SAPI,ON

SENS:DATA:TEL:OTN:ODU100:TTI:SAPI:EXP XFO ODU SAPI3

SENS:DATA:TEL:OTN:ODU100:TTI:SAPI:EXP?

Returns: XFO ODU SAPI3

See Also

SENSe:DATA:TELecom:OTN:ODU[1..n]:TTI:CLIent?

SENSe:DATA:TELecom:OTN:ODU[1..n]:TTI:ACLIent

:SENSe:DATA:TELecom:OTN:ODU[1..n]:TTI:CLIent?

Description

This query returns the value of the client used by the ODU TTI Traces for FlexOTN test.

At *RST condition, this value is set to 1.

Navigation Path: Setup > Test Configurator > ODUk > Traces > PM TTI Traces

Navigation Path: Results > Traces > OTN > ODUk > PM TTI Traces

Syntax

:SENSe:DATA:TELecom:OTN:ODU[1..n]:TTI:CLIent?

Response Syntax

<ClientId>

Response(s)

ClientId:

The response data syntax for the first parameter is defined as a <NR1 NUMERIC RESPONSE DATA> element.

Returns the client used for the ODU TTI Trace, when AllCLIent is 'OFF', in the FlexOTN test application.

Example(s)

SENS:DATA:TEL:OTN:ODU100:TTI:CLI 3

SENS:DATA:TEL:OTN:ODU100:TTI:TIM SAPI,ON

SENS:DATA:TEL:OTN:ODU100:TTI:SAPI:EXP XFO ODU SAPI3

SENS:DATA:TEL:OTN:ODU100:TTI:SAPI:EXP?

Returns: XFO ODU SAPI3

See Also

SENSe:DATA:TELecom:OTN:ODU[1..n]:TTI:CLIent

SENSe:DATA:TELecom:OTN:ODU[1..n]:TTI:ACLIent

:SENSe:DATA:TELecom:OTN:OPU[1..n]:ACLient

Description

This command forces the Payload Type commands/queries to be applied on all clients (ON) or a single client (OFF) for FlexO BERT test.

At *RST condition, this value is set to OFF.

Navigation Path: Results > PT > ODUk > Client ID

Syntax

:SENSe:DATA:TELecom:OTN:OPU[1..n]:ACLient <wsp><Client ID>

Parameter(s)

Client ID:

The program data syntax for the first parameter is defined as a <BOOLEAN PROGRAM DATA> element.

Selects if the Payload Type commands/queries are applied on all clients (ON) or a single client (OFF).

Response Syntax

<ClientId>

Example(s)

SENS:DATA:TEL:OTN:OPU101:ACL ON

SENS:DATA:TEL:OTN:OPU101:ACL OFF

See Also

SENSe:DATA:TELecom:OTN:OPU[1..n]:CLIent?

SENSe:DATA:TELecom:OTN:OPU[1..n]:ACLIent?

:SENSe:DATA:TELecom:OTN:OPU[1..n]:ACLient?

Description

This query returns if the Payload Type commands/queries are applied on all client IDs (ON) or a single client ID (OFF) for FlexO BERT test.

At *RST condition, this value is set to OFF.

Navigation Path: Setup > ODU Channels > PT >Global PT

Syntax

:SENSe:DATA:TELecom:OTN:OPU[1..n]:ACLient?

Response Syntax

<AllClientIds>

Response(s)

AllClientIds:

The response data syntax for the first parameter is defined as a <BOOLEAN RESPONSE DATA> element.

Returns an indication that the Payload Type commands/queries are to be applied on all client IDs.

1, OPU Payload Type commands/queries are applied on all client IDs.

0, OPU Payload Type commands/queries are applied on a specific client ID determined by SENSe:DATA:TELecom:OTN:OPU[1..n]:CLIent

Example(s)

SENS:DATA:TEL:OTN:OPU101:ACL?

See Also

SENSe:DATA:TELecom:OTN:OPU[1..n]:ACLient

SENSe:DATA:TELecom:OTN:OPU[1..n]:CLIent

:SENSe:DATA:TELecom:OTN:OPU[1..n]:CLIent

Description

This command sets the value of the client ID used by the Payload Type for FlexO BERT test.

When setting a client ID value, the following command is set to OFF: SENSe[1..n]:DATA:TELecom:OTN:OPU[1..n]:ACLient

At *RST condition, this value is set to 1.

Navigation Path: Results > PT > ODUk > Client ID

Syntax

:SENSe:DATA:TELecom:OTN:OPU[1..n]:CLIent <wsp><Client ID>

Parameter(s)

Client ID:

The program data syntax for the first parameter is defined as a <DECIMAL NUMERIC PROGRAM DATA> element.

Global parameter, applicable to FlexO BERT test application

Selects the client ID.

Response Syntax

<AllClientIds>

Example(s)

SENS:DATA:TEL:OTN:OPU100:ACL?

Returns: 1

SENS:DATA:TEL:OTN:OPU101:CLI 2

SENS:DATA:TEL:OTN:OPU101:ACL?

Returns: 0

See Also

SENSe:DATA:TELecom:OTN:OPU[1..n]:CLIent?

SENSe:DATA:TELecom:OTN:OPU[1..n]::ACLient

:SENSe:DATA:TELecom:OTN:OPU[1..n]:CLIent?

Description	This query returns the value of the client ID used by the Payload Type, when command AllCHAnnel is 'OFF', for FlexO BERT test. At *RST condition, this value is set to 1. Navigation Path: Results > PT > ODUk > Client ID
Syntax	:SENSe:DATA:TELecom:OTN:OPU[1..n]:CLIent?
Response Syntax	<Client ID>
Response(s)	**Client ID**: The response data syntax for the first parameter is defined as a <NR1 NUMERIC RESPONSE DATA> element. Returns the client ID used for the Payload Type, when command AllCHAnnel is 'OFF', for FlexO BERT test application.
Example(s)	SENS:DATA:TEL:OTN:OPU101:CLI?
See Also	SENSe:DATA:TELecom:OTN:OPU[1..n]:CLIent SENSe:DATA:TELecom:OTN:OPU[1..n]:ACLient

Logger and Alarms/Errors Logger

:FETCh:DATA:TELecom:LOGGer:EVENts?

Description	This query returns the total number of test events recorded. At *RST condition, this value is set to device-dependent. Navigation Path: Results > Logger
Syntax	:FETCh:DATA:TELecom:LOGGer:EVENts?
Response Syntax	<Event>
Response(s)	**Event**: The response data syntax for the first parameter is defined as a <NR1 NUMERIC RESPONSE DATA> element. Returns the total number of test events recorded.
Example(s)	FETC:DATA:TEL:LOGG:EVEN?
See Also	FETCh:DATA:TELecom:LOGGer:LIST?

:FETCh:DATA:TELecom:LOGGer:LIST?

Description

This query returns the list of test events.

At *RST condition, this value is set to device-dependent.

Navigation Path: Results > Logger

Syntax

:FETCh:DATA:TELecom:LOGGer:LIST?[<wsp><Eventno>]

Parameter(s)

Eventno:

The program data syntax for the first parameter is defined as a <DECIMAL NUMERIC PROGRAM DATA> element.

If event number is not provided, then the entire event list is returned and if it is provided the event of that particular number from the list Is returned.

Response Syntax

<List>

Response(s)

List:

The response data syntax for the first parameter is defined as a <STRING RESPONSE DATA> element.

Returns the list of test events.

Example(s)

FETC:DATA:TEL:LOGG:LIST?

See Also

FETCh:DATA:TELecom:LOGGer:EVENts?

Performance Monitoring

:FETCh:DATA:TELecom:DSN:DS[1..n]:PM:STATistics?

Description

This query returns the performance monitoring statistics for DS1/DS3 level.

At *RST condition, this value is device dependent.

Navigation Path: Test > Results > Performance Monitoring > DS1/DS3

Syntax

:FETCh:DATA:TELecom:DSN:DS[1..n]:PM:STATistics? <wsp><Standard>, <Type>, <End>

Parameter(s)

Standard:

The program data syntax for the first parameter is defined as a <CHARACTER PROGRAM DATA> element.

Selects the performance monitoring standard number.

G826ISM: G.826 ISM

M2100ISM: M.2100 ISM

Type:

The program data syntax for the second parameter is defined as a <CHARACTER PROGRAM DATA> element.

Selects the performance monitoring statistics.

BBE: Background Block Error (SES).

BBER: Background Block Error Ratio (BBER).

EB: Errored Block (EB).

EFS: Error Free Seconds (EFS).

ES: Errored Seconds (ES).

ESR: Errored Second Ratio (ESR).

SES: Severely Errored Seconds (SES).

SESR: Severely Errored Second Ratio (SESR).

UAS: Unavailable Second (UAS).

End:

The program data syntax for the third parameter is defined as a <CHARACTER PROGRAM DATA> element.

Selects Near-End or Far-End.

NEND: the standard for Near-End.

FEND: the standard for Far-End.

Response Syntax

<Statistics>

:FETCh:DATA:TELecom:DSN:DS[1..n]:PM:STATistics?

Response(s)

Statistics:

The response data syntax for the first parameter is defined as a <NR1 NUMERIC RESPONSE DATA> element.

Returns the performance monitoring statistics of Digital Signal (DS).

Example(s)

FETC:DATA:TEL:DSN:DS1:PM:STAT? G826ISM,EFS,NEND

See Also

FETCh:DATA:TELecom:SONet:SECTion:PM:STATistics?

:FETCh:DATA:TELecom:PATTern:PM:STATistics?

Description

This query returns the performance monitoring statistics for BERT level.

At *RST condition, this value is device dependent.

Navigation Path: Test > Results > Performance Monitoring > BERT

Syntax

:FETCh:DATA:TELecom:PATTern:PM:STATistics? <wsp><Standard>, <Type>

Parameter(s)

Standard:

The program data syntax for the first parameter is defined as a <CHARACTER PROGRAM DATA> element.

Selects the performance monitoring standard number.

G821: G.821

M2100OOSM: M.2100 OOSM

Type:

The program data syntax for the second parameter is defined as a <CHARACTER PROGRAM DATA> element.

Selects the performance monitoring statistics.

DM: Degraded Minutes (DM).

EC: Error Count (EC).

EFS: Error Free Seconds (EFS).

ES: Errored Seconds (ES).

ESR: Errored Second Ratio (ESR).

SES: Severely Errored Seconds (SES).

SESR: Severely Errored Second Ratio (SESR).

UAS: Unavailable Second (UAS).

Response Syntax

<Statistics>

Response(s)

Statistics:

The response data syntax for the first parameter is defined as a <NR2 NUMERIC RESPONSE DATA> element.

Returns performance monitoring statistics of Pattern.

Example(s)

FETC:DATA:TEL:PATT:PM:STAT? G821, EFS

See Also

FETCh:DATA:TELecom:SONet:SECTion:PM:STATistics?

:FETCh:DATA:TELecom:PDH:E[1..n]:PM:STATistics?

Description

This query returns the performance monitoring statistics for E1/E2/E3/E4 level.

At *RST condition, this value is device dependent.

Navigation Path: Test > Results > Performance Monitoring > E1/E2/E3/E4

Syntax

:FETCh:DATA:TELecom:PDH:E[1..n]:PM:STATistics? <wsp><Standard>, <Type>, <End>

Parameter(s)

Standard:

The program data syntax for the first parameter is defined as a <CHARACTER PROGRAM DATA> element.

Selects the performance monitoring standard number.

G826ISM: G.826 ISM

M2100ISM: M.2100 ISM

Type:

The program data syntax for the second parameter is defined as a <CHARACTER PROGRAM DATA> element.

Selects the performance monitoring statistics.

EFS: Error Free Seconds (EFS).

EB: Errored Block (EB).

ES: Errored Seconds (ES).

SES: Severely Errored Seconds (SES).

BBE: Background Block Error (SES).

UAS: Unavailable Second (UAS).

ESR: Errored Second Ratio (ESR).

SESR: Severely Errored Second Ratio (SESR).

BBER: Background Block Error Ratio (BBER).

End:

The program data syntax for the third parameter is defined as a <CHARACTER PROGRAM DATA> element.

Selects Near-End or Far-End.

NEND: the standard for Near-End.

FEND: the standard for Far-End.

Response Syntax

<Statistics>

:FETCh:DATA:TELecom:PDH:E[1..n]:PM:STATistics?

Response(s)

Statistics:

The response data syntax for the first parameter is defined as a <NR2 NUMERIC RESPONSE DATA> element.

Returns the performance monitoring statistics of European standard for digital transmission levels.

Example(s)

FETC:DATA:TEL:PDH:E1:PM:STAT? G826ISM,EFS,NEND

See Also

FETCh:DATA:TELecom:SONet:SECTion:PM:STATistics?

:FETCh:DATA:TELecom:SDHSonet:HOP:PM:STATistics?

Description

This query returns the performance monitoring statistics for STS-n/AU-n HOP level.

At *RST condition, this value is device dependent.

Navigation Path: Test > Results > Performance Monitoring > STS-n/AU-n

Syntax

:FETCh:DATA:TELecom:SDHSonet:HOP:PM:STATistics? <wsp><Standard>, <Type>, <End>

Parameter(s)

Standard:

The program data syntax for the first parameter is defined as a <CHARACTER PROGRAM DATA> element.

Selects the performance monitoring standard number.

G828ISM: G.828 ISM

M2101ISM: M.2101 ISM

Type:

The program data syntax for the second parameter is defined as a <CHARACTER PROGRAM DATA> element.

Selects the performance monitoring statistics.

EFS: Error Free Seconds (EFS).

EB: Errored Block (EB).

ES: Errored Seconds (ES).

SES: Severely Errored Seconds (SES).

BBE: Background Block Error (SES).

UAS: Unavailable Second (UAS).

ESR: Errored Second Ratio (ESR).

SESR: Severely Errored Second Ratio (SESR).

BBER: Background Block Error Ratio (BBER).

SEP: Severely Errored Period (SEP).

SEPI: Severely Errored Period Intensity (SEPI).

End:

The program data syntax for the third parameter is defined as a <CHARACTER PROGRAM DATA> element.

Selects Near-End or Far-End.

NEND: the standard for Near-End.

FEND: the standard for Far-End.

Response Syntax

<Statistics>

:FETCh:DATA:TELecom:SDHSonet:HOP:PM:STATistics?

Response(s)

Statistics:

The response data syntax for the first parameter is defined as a <NR2 NUMERIC RESPONSE DATA> element.

Returns the performance monitoring statistics of HOP.

Example(s)

FETC:DATA:TEL:SDHS:HOP:PM:STAT? G828ISM,EFS,NEND

See Also

FETCh:DATA:TEL:SONet:LINE:PM:STATistics?

:FETCh:DATA:TELecom:SDHSonet:LOP:PM:STATistics?

Description

This query returns the performance monitoring statistics for VTn/TU-n LOP level.

At *RST condition, this value is device dependent.

Navigation Path: Test > Results > Performance Monitoring > VTn/TU-n

Syntax

:FETCh:DATA:TELecom:SDHSonet:LOP:PM:STATistics? <wsp><Standard>, <Type>, <End>

Parameter(s)

Standard:

The program data syntax for the first parameter is defined as a <CHARACTER PROGRAM DATA> element.

Selects the performance monitoring standard number.

G828ISM: G.828 ISM

M2101ISM: M.2101 ISM

Type:

The program data syntax for the second parameter is defined as a <CHARACTER PROGRAM DATA> element.

Selects the performance monitoring statistics.

EFS: Error Free Seconds (EFS).

EB: Errored Block (EB).

ES: Errored Seconds (ES).

SES: Severely Errored Seconds (SES).

BBE: Background Block Error (SES).

UAS: Unavailable Second (UAS).

ESR: Errored Second Ratio (ESR).

SESR: Severely Errored Second Ratio (SESR).

BBER: Background Block Error Ratio (BBER).

SEP: Severely Errored Period (SEP).

SEPI: Severely Errored Period Intensity (SEPI).

End:

The program data syntax for the third parameter is defined as a <CHARACTER PROGRAM DATA> element.

Selects Near-End or Far-End.

NEND: the standard for Near-End.

FEND: the standard for Far-End.

Response Syntax

<Statistics>

:FETCh:DATA:TELecom:SDHSonet:LOP:PM:STATistics?

Response(s)

Statistics:

The response data syntax for the first parameter is defined as a <NR2 NUMERIC RESPONSE DATA> element.

Returns the performance monitoring statistics of Low Order Path (LOP).

Example(s)

FETC:DATA:TEL:SDHS:LOP:PM:STAT? G828ISM,EFS,NEND

See Also

FETCh:DATA:TEL:SON:LINE:PM:STAT?

:FETCh:DATA:TELecom:SDHSonet:LOPTu:PM:STATistics?

Description

This query returns the performance monitoring statistics for TU-3 LOP level.

At *RST condition, this value is device dependent.

Navigation Path: Test > Results > Performance Monitoring > TU-3

Syntax

:FETCh:DATA:TELecom:SDHSonet:LOPTu:PM:STATistics? <wsp><Standard>, <Type>, <End>

Parameter(s)

Standard:

The program data syntax for the first parameter is defined as a <CHARACTER PROGRAM DATA> element.

Selects the performance monitoring standard number.

G828ISM: G.828 ISM

M2101ISM: M.2101 ISM

Type:

The program data syntax for the second parameter is defined as a <CHARACTER PROGRAM DATA> element.

Selects the performance monitoring statistics.

EFS: Error Free Seconds (EFS).

EB: Errored Block (EB).

ES: Errored Seconds (ES).

SES: Severely Errored Seconds (SES).

BBE: Background Block Error (SES).

UAS: Unavailable Second (UAS).

ESR: Errored Second Ratio (ESR).

SESR: Severely Errored Second Ratio (SESR).

BBER: Background Block Error Ratio (BBER).

SEP: Severely Errored Period (SEP).

SEPI: Severely Errored Period Intensity (SEPI).

End:

The program data syntax for the third parameter is defined as a <CHARACTER PROGRAM DATA> element.

Selects Near-End or Far-End.

NEND: the standard for Near-End.

FEND: the standard for Far-End.

:FETCh:DATA:TELecom:SDHSonet:LOPTu:PM:STATistics?

Response Syntax	<Statistics>
Response(s)	**Statistics**: The response data syntax for the first parameter is defined as a <NR2 NUMERIC RESPONSE DATA> element. Returns the performance monitoring statistics of Low Order Path (LOPTu).
Example(s)	FETC:DATA:TEL:SDHS:LOPT:PM:STAT? G828ISM,EFS,NEND
See Also	FETCh:DATA:TEL:SON:LINE:PM:STAT?

:FETCh:DATA:TELecom:SONet:LINE:PM:STATistics?

Description

This query returns the performance monitoring statistics for Line/MS level.

At *RST condition, this value is device dependent.

Navigation Path: Test > Results > Performance Monitoring > Line/MS

Syntax

:FETCh:DATA:TELecom:SONet:LINE:PM:STATistics? <wsp><Standard>, <Type>, <End>

Parameter(s)

Standard:

The program data syntax for the first parameter is defined as a <CHARACTER PROGRAM DATA> element.

Selects the performance monitoring standard number.

G829ISM: G.829 ISM

M2101ISM: M.2101 ISM

Type:

The program data syntax for the second parameter is defined as a <CHARACTER PROGRAM DATA> element.

Selects the performance monitoring statistics.

EFS: Error Free Seconds (EFS).

EB: Errored Block (EB).

ES: Errored Seconds (ES).

SES: Severely Errored Seconds (SES).

BBE: Background Block Error (SES).

UAS: Unavailable Second (UAS).

ESR: Errored Second Ratio (ESR).

SESR: Severely Errored Second Ratio (SESR).

BBER: Background Block Error Ratio (BBER).

End:

The program data syntax for the third parameter is defined as a <CHARACTER PROGRAM DATA> element.

Selects Near-End or Far-End.

NEND: the standard for Near-End.

FEND: the standard for Far-End.

Response Syntax

<Statistics>

:FETCh:DATA:TELecom:SONet:LINE:PM:STATistics?

Response(s)

Statistics:

The response data syntax for the first parameter is defined as a <NR2 NUMERIC RESPONSE DATA> element.

Returns the performance monitoring statistics of Line.

Example(s)

FETC:DATA:TEL:SON:LINE:PM:STAT? M2101ISM,ES,NEND

See Also

FETCh:DATA:TELecom:PATTern:PM:STATistics?

:FETCh:DATA:TELecom:SONet:SECTion:PM:STATistics?

Description

This query returns the performance monitoring statistics for Section/RS level.

At *RST condition, this value is device dependent.

Navigation Path: Test > Results > Performance Monitoring > Section/RS

Syntax

:FETCh:DATA:TELecom:SONet:SECTion:PM:STATistics? <wsp><Standard>, <Type>, <End>

Parameter(s)

Standard:

The program data syntax for the first parameter is defined as a <CHARACTER PROGRAM DATA> element.

Selects the performance monitoring standard number.

G829ISM: G.829 ISM

Type:

The program data syntax for the second parameter is defined as a <CHARACTER PROGRAM DATA> element.

Selects the performance monitoring statistics.

EFS: Error Free Seconds (EFS).

EB: Errored Block (EB).

ES: Errored Seconds (ES).

SES: Severely Errored Seconds (SES).

BBE: Background Block Error (SES).

UAS: Unavailable Second (UAS).

ESR: Errored Second Ratio (ESR).

SESR: Severely Errored Second Ratio (SESR).

BBER: Background Block Error Ratio (BBER).

End:

The program data syntax for the third parameter is defined as a <CHARACTER PROGRAM DATA> element.

Selects the Near-End.

NEND: the standard for Near-End.

Response Syntax

<Statistics>

:FETCh:DATA:TELecom:SONet:SECTion:PM:STATistics?

Response(s)

Statistics:

The response data syntax for the first parameter is defined as a <NR2 NUMERIC RESPONSE DATA> element.

Returns the performance monitoring statistics of Section.

Example(s)

FETC:DATA:TEL:SON:SECT:PM:STAT? G829ISM,EFS,NEND

See Also

FETCh:DATA:TELecom:SDHSonet:HOP:PM:STATistics?

Traffic - Ethernet

:SENSe:DATA:TELecom:ETHernet:FRAMe:COUNt:RX?

Description

This query returns the number of received frames.

At *RST condition, this value is set to device-dependent.

Navigation Path: Results > Traffic > Ethernet > RX Count

Navigation Path: Results > Summary > Traffic > RX Count

Syntax

:SENSe:DATA:TELecom:ETHernet:FRAMe:COUNt:RX? <wsp><Ftype>

Parameter(s)

Ftype:

The program data syntax for the first parameter is defined as a <CHARACTER PROGRAM DATA> element.

Selects the frame type

MULTicast: Multicast

BROadcast: Broadcast

UNIcast: Unicast

NUNicast: Non-Unicast

FTOTal: Total

Response Syntax

<Count>

Response(s)

Count:

The response data syntax for the first parameter is defined as a <NR2 NUMERIC RESPONSE DATA> element.

Returns the number of received frames.

MULTicast: the frame type as Multicast.

BROadcast: the frame type as Broadcast.

UNIcast: the frame type as Unicast.

NUNicast: the frame type as Non-Unicast.

FTOtal: the frame type as Total.

Example(s)

SENS:DATA:TEL:ETH:FRAM:COUN:RX? MULT

See Also

SENSe:DATA:TELecom:ETHernet:PACKet:FRAMe:COUNt?

:SENSe:DATA:TELecom:ETHernet:FSIZe:COUNt?

Description

This query returns the total number of all valid and invalid frames received.

At *RST condition, this value is set to device-dependent.

Navigation Path: Results > Traffic > Ethernet > Frame Size > RX Count

Syntax

:SENSe:DATA:TELecom:ETHernet:FSIZe:COUNt? <wsp><Ftype>

Parameter(s)

Ftype:

The program data syntax for the first parameter is defined as a <CHARACTER PROGRAM DATA> element.

Selects the frame size.

FLESS64: frame size less than 64.

F64: frame size equal to 64.

F65to127: frame size between 65 to 127.

F128to255: frame size between 128 to 255.

F256to511: frame size between 256 to 511.

F512to1023: frame size between 512 to 1023.

F1024to1518: frame size between 1024 to 1518.

FMORE1518: frame size more than 1518.

FSTotal: total frame size.

Response Syntax

<Count>

:SENSe:DATA:TELecom:ETHernet:FSIZe:COUNt?

Response(s)

Count:

The response data syntax for the first parameter is defined as a <NR2 NUMERIC RESPONSE DATA> element.

Returns the total number of all valid and invalid frames received.

FLESS64: frame size less than 64.

F64: frame size equal to 64.

F65TO127: frame size between 65 to 127.

F128TO255: frame size between 128 to 255.

F256TO511: frame size between 256 to 511.

F512TO1023: frame size between 512 to 1023.

F1024TO1518: frame size between 1024 to 1518.

FMORE1518: frame size more than 1519.

FSTotal: total frame size.

Example(s)

SENS:DATA:TEL:ETH:FSIZ:COUN? F64

See Also

SENSe:DATA:TELecom:ETHernet:PACKet:FRAMe:COUNt?

:SENSe:DATA:TELecom:ETHernet:FSIZe:PERCentage?

Description

This query returns the percentage of each frames received.

At *RST condition, this value is set to device-dependent.

Navigation Path: Results > Traffic > Ethernet > Frame Size > %

Syntax

:SENSe:DATA:TELecom:ETHernet:FSIZe:PERCentage? <wsp><Ftype>

Parameter(s)

Ftype:

The program data syntax for the first parameter is defined as a <CHARACTER PROGRAM DATA> element.

Selects the frame size.

FLESS64: frame size less than 64.

F64: frame size equal to 64.

F65to127: frame size between 65 to 127.

F128to255: frame size between 128 to 255.

F256to511: frame size between 256 to 511.

F512to1023: frame size between 512 to 1023.

F1024to1518: frame size between 1024 to 1518.

FMORE1518: frame size more than 1518.

Response Syntax

<Percent>

Response(s)

Percent:

The response data syntax for the first parameter is defined as a <NR1 NUMERIC RESPONSE DATA> element.

Returns the percentage of each frame received.

Example(s)

SENS:DATA:TEL:ETH:FSIZ:PERC? F64

See Also

SENSe:DATA:TELecom:ETHernet:FSIZe:COUNt?

:SENSe:DATA:TELecom:ETHernet:PACKet:BANDwidth?

Description

This query returns the Bandwidth for TX/RX.

At *RST condition, this value is set to device-dependent.

Navigation Path: Results > Traffic > Ethernet

Syntax

:SENSe:DATA:TELecom:ETHernet:PACKet:BANDwidth? <wsp><FTYP>

Parameter(s)

FTYP:

The program data syntax for the first parameter is defined as a <CHARACTER PROGRAM DATA> element.

Selects the transmitting/receiving bandwidth.

RX: sets the total of all receiving bandwidth.

TX: sets the total of all transmitting bandwidth.

Response Syntax

<Bandwidth>

Response(s)

Bandwidth:

The response data syntax for the first parameter is defined as a <NR2 NUMERIC RESPONSE DATA> element.

Returns the transmitting/receiving frame bandwidth.

RX: returns the total of all receiving frame bandwidth.

TX: returns the total of all transmitting frame bandwidth.

Example(s)

SENS:DATA:TEL:ETH:PACK:BAND? RX

See Also

SENSe:DATA:TELecom:ETHernet:PACKet:LINE:UTILization?

:SENSe:DATA:TELecom:ETHernet:PACKet:FRAMe:COUNt?

Description

This query returns the Frame count for TX/RX.

At *RST condition, this value is set to device-dependent.

Navigation Path: Results > Summary > Traffic

Syntax

:SENSe:DATA:TELecom:ETHernet:PACKet:FRAMe:COUNt? <wsp><FTYP>

Parameter(s)

FTYP:

The program data syntax for the first parameter is defined as a <CHARACTER PROGRAM DATA> element.

Selects the number of frames transmitted.

RX: Gives the total of all received valid and invalid frames.

TX: Gives the total of all transmitted frames.

Response Syntax

<Count>

Response(s)

Count:

The response data syntax for the first parameter is defined as a <NR2 NUMERIC RESPONSE DATA> element.

Returns the number of transmitted or received frames.

RXCount: Gives the total of all received valid and invalid frames.

TXCount: Gives the total of all transmitted frames.

Example(s)

SENS:DATA:TEL:ETH:PACK:FRAM:COUN? TX

See Also

SENSe:DATA:TELecom:ETHernet:FSIZe:COUNt?

:SENSe:DATA:TELecom:ETHernet:PACKet:FRAMe:RATE?

Description

This query returns the Frame Rate for TX/RX.

At *RST condition, this value is set to device-dependent.

Navigation Path: Results > Summary > Traffic

Navigation Path: Results > Traffic > Ethernet

Syntax

:SENSe:DATA:TELecom:ETHernet:PACKet:FRAMe:RATE? <wsp><FTYP>

Parameter(s)

FTYP:

The program data syntax for the first parameter is defined as a <CHARACTER PROGRAM DATA> element.

Selects the transmitted/received number of frames.

RX: sets the total of all received frames.

TX: sets the total of all transmitted frames.

Response Syntax

<Frame Rate>

Response(s)

Frame Rate:

The response data syntax for the first parameter is defined as a <NR2 NUMERIC RESPONSE DATA> element.

Returns the transmitting/receiving line utilization.

RX: returns the total of all receiving line utilization.

TX: returns the total of all transmitting line utilization.

Example(s)

SENS:DATA:TEL:ETH:PACK:FRAM:RATE? RX

See Also

SENSe:DATA:TELecom:ETHernet:PACKet:BANDwidth?

:SENSe:DATA:TELecom:ETHernet:PACKet:LINE:UTILization?

Description

This query returns the transmitting/receiving line rate utilization.

At *RST condition, this value is set to device-dependent.

Navigation Path: Results > Traffic > Ethernet

Syntax

:SENSe:DATA:TELecom:ETHernet:PACKet:LINE:UTILization? <wsp><Direction>

Parameter(s)

Direction:

The program data syntax for the first parameter is defined as a <CHARACTER PROGRAM DATA> element.

Sets the transmitting/receiving line utilization.

RX: sets the total of all receiving line utilization.

TX: sets the total of all transmitting line utilization.

Response Syntax

<Utilization>

Response(s)

Utilization:

The response data syntax for the first parameter is defined as a <NR2 NUMERIC RESPONSE DATA> element.

Returns the transmitting/receiving line utilization.

RX: returns the total of all receiving line utilization.

TX: returns the total of all transmitting line utilization.

Example(s)

SENS:DATA:TEL:ETH:PACK:LINE:UTIL? RX

See Also

SENSe:DATA:TELecom:ETHernet:PACKet:FRAMe:COUNt?

:SOURce:DATA:TELecom:ETHernet:FRAMe:COUNt:TX?

Description

This query returns the number of transmitted frames.

At *RST condition, this value is set to device-dependent.

Navigation Path: Results > Traffic > Ethernet > TX Count

Navigation Path: Results > Summary > Traffic > TX Count

Syntax

:SOURce:DATA:TELecom:ETHernet:FRAMe:COUNt:TX? <wsp><Ftype>

Parameter(s)

Ftype:

The program data syntax for the first parameter is defined as a <CHARACTER PROGRAM DATA> element.

Selects the frame type.

MULTicast: Multicast

BROadcast: Broadcast

UNIcast: Unicast

NUNicast: Non-Unicast

FTOTal: Total

Response Syntax

<Count>

Response(s)

Count:

The response data syntax for the first parameter is defined as a <NR2 NUMERIC RESPONSE DATA> element.

Returns the number of transmitted frames.

MULTicast: Multicast as the frame type.

BROadcast: Broadcast as the frame type.

UNIcast: Unicast as the frame type.

NUNicast: Non-Unicast as the frame type.

FTOtal: Total as the frame type.

Example(s)

SOUR:DATA:TEL:ETH:FRAM:COUN:TX? MULT

See Also

SOURce:DATA:TELecom:ETHernet:FRAMe:COUNt:RX?

Traffic - Flow Control

:FETCh:DATA:TELecom:ETHernet:PACKet:PAUSe:TIME:RX?

Description	This query returns the total number of packet pause time received from the link partner. At *RST condition, this value is set to device-dependent. Navigation Path: Results > Traffic > Flow Control
Syntax	:FETCh:DATA:TELecom:ETHernet:PACKet:PAUSe:TIME:RX? <wsp><FTYP>
Parameter(s)	**FTYP**: The program data syntax for the first parameter is defined as a <CHARACTER PROGRAM DATA> element. Returns the pause time. TOTALPAUSE: returns the Total pause time. LASTPAUSE: sets the Last pause time. MINPAUSE: sets the Minimum pause time. MAXPAUSE: sets the Maximum pause time.
Response Syntax	<Time>
Response(s)	**Time**: The response data syntax for the first parameter is defined as a <NR2 NUMERIC RESPONSE DATA> element. Returns the total number of pause time received.
Example(s)	FETC:DATA:TEL:ETH:PACK:PAUS:TIME:RX? TOTALPAUSE
See Also	SOURce:DATA:TELecom:ETHernet:FRAMe:COUNt:TX?

:FETCh:DATA:TELecom:ETHernet:PAUSe:FRAMes:ABORt?

Description

This query returns the number of received pause frames with a Quanta equal to zero; cancelling the pause frames.

At *RST condition, this value is set to device-dependent.

Navigation Path: Results > Traffic > Flow Control

Syntax

:FETCh:DATA:TELecom:ETHernet:PAUSe:FRAMes:ABORt?

Response Syntax

<Abort>

Response(s)

Abort:

The response data syntax for the first parameter is defined as a <NR2 NUMERIC RESPONSE DATA> element.

Returns the number of received pause frames.

Example(s)

FETC:DATA:TEL:ETH:PAUS:FRAM:ABOR?

See Also

FETCh:DATA:TELecom:ETHernet:PAUSe:FRAMes?

:FETCh:DATA:TELecom:ETHernet:PAUSe:FRAMes:RX?

Description

This query reports total number of pause frames.

At *RST condition, this value is set to device-dependent.

Navigation Path: Results > Traffic > Flow Control

Syntax

:FETCh:DATA:TELecom:ETHernet:PAUSe:FRAMes:RX?

Response Syntax

<FrameRx>

Response(s)

FrameRx:

The response data syntax for the first parameter is defined as a <NR2 NUMERIC RESPONSE DATA> element.

Returns the number of received flow control frames.

Example(s)

FETC:DATA:TEL:ETH:PAUS:FRAM:RX?

See Also

FETCh:DATA:TELecom:ETHernet:PAUSe:FRAMes?

:FETCh:DATA:TELecom:ETHernet:PAUSe:FRAMes:TX?

Description	This query reports total number of pause frames. At *RST condition, this value is set to device-dependent. Navigation Path: Results > Traffic > Flow Control
Syntax	:FETCh:DATA:TELecom:ETHernet:PAUSe:FRAMes:TX?
Response Syntax	<FrameRx>
Response(s)	**FrameRx**: The response data syntax for the first parameter is defined as a <NR2 NUMERIC RESPONSE DATA> element. Returns the Pause Time
Example(s)	FETC:DATA:TEL:ETH:PAUS:FRAM:TX?
See Also	FETCh:DATA:TELecom:ETHernet:PAUSe:FRAMes?

:FETCh:DATA:TELecom:ETHernet:PAUSe:FRAMes?

Description

This query returns the number of pause frames.

At *RST condition, this value is set to device-dependent.

Navigation Path: Results > Traffic > Flow Control

Syntax

:FETCh:DATA:TELecom:ETHernet:PAUSe:FRAMes?

Response Syntax

<Frames>

Response(s)

Frames:

The response data syntax for the first parameter is defined as a <NR2 NUMERIC RESPONSE DATA> element.

Reports the number of pause frames.

Example(s)

FETC:DATA:TEL:ETH:PAUS:FRAM?

See Also

FETCh:DATA:TELecom:ETHernet:PAUSe:FRAMes:ABORt?

:SOURce:DATA:TELecom:ETHernet:PACKet:PAUSe:INJect

Description	This command injects pause time to the link partner. This command is an event and is not associated with any *RST condition or a query form. Navigation Path: Results > Traffic > Flow Control
Syntax	:SOURce:DATA:TELecom:ETHernet:PACKet:PAUSe:INJect
Response Syntax	<Frames>
Example(s)	SOUR:DATA:TEL:ETH:PACK:PAUS:INJ
See Also	SOURce:DATA:TELecom:ETHernet:ERRor:MAC:INJect

:SOURce:DATA:TELecom:ETHernet:PACKet:PAUSe:TIME

Description

This command sets the total number of packet pause time for the link partner.

At *RST condition, this value is set to 100 Quanta.

Navigation Path: Results > Traffic > Flow Control

Syntax

:SOURce:DATA:TELecom:ETHernet:PACKet:PAUSe:TIME <wsp><Pause Time>

Parameter(s)

Pause Time:

The program data syntax for the first parameter is defined as a <DECIMAL NUMERIC PROGRAM DATA> element.

Selects the Pause packet time.

MAXimum: Biggest supported value

MINimum: Smallest supported value

DEFault: Default value

Response Syntax

<Frames>

Example(s)

SOUR:DATA:TEL:ETH:PACK:PAUS:TIME 50

See Also

SOURce:DATA:TELecom:ETHernet:FRAMe:COUNt:TX?

:SOURce:DATA:TELecom:ETHernet:PACKet:PAUSe:TIME?

Description

This query returns the total number of packet pause time received from the link partner.

At *RST condition, this value is set to 100 Quanta.

Navigation Path: Results > Traffic > Flow Control

Syntax

:SOURce:DATA:TELecom:ETHernet:PACKet:PAUSe:TIME?[<wsp><Pause Time>]

Parameter(s)

Pause Time:

The program data syntax for the first parameter is defined as a <CHARACTER PROGRAM DATA> element.

Selects the Pause packet time.

This parameter is optional. If no token is specified, the current Packet Pause Time is returned.

MAXimum: Biggest supported value

MINimum: Smallest supported value

DEFault: Default value

Response Syntax

<Time>

Response(s)

Time:

The response data syntax for the first parameter is defined as a <NR1 NUMERIC RESPONSE DATA> element.

Returns the total number of pause time received.

Example(s)

SOUR:DATA:TEL:ETH:PACK:PAUS:TIME 50

SOUR:DATA:TEL:ETH:PACK:PAUS:TIME?

Returns: 50

See Also

SOURce:DATA:TELecom:ETHernet:FRAMe:COUNt:TX?

:SOURce:DATA:TELecom:ETHernet:PINJection:MAC:DESTination:ADDRess

Description

This command sets the destination MAC address.

At *RST condition, this value is set to device-dependent.

Navigation Path: Results > Traffic > Flow Control > Pause Injection > Destination Mac Address

Syntax

:SOURce:DATA:TELecom:ETHernet:PINJection:MAC:DESTination:ADDRess <wsp><Set>

Parameter(s)

Set:

The program data syntax for the first parameter is defined as a <STRING PROGRAM DATA> element.

Sets the destination MAC address.

Response Syntax

<Time>

Example(s)

SOUR:DATA:TEL:ETH:PINJ:MAC:DEST:ADDR 11:11:11:11:11:11

SOUR:DATA:TEL:ETH:PINJ:MAC:DEST:ADDR?

Returns: 11:11:11:11:11:11

See Also

SOURce:DATA:TELecom:ETHernet:PINJection:MAC:DESTination:ADDRess:ENABle

:SOURce:DATA:TELecom:ETHernet:PINJection:MAC:DESTination:ADDRess:ENABle

Description

This command enables the MAC destination address field.

At *RST condition, this value is set to OFF.

Navigation Path: Results > Traffic > Flow Control > Pause Injection > Destination Mac Address (checkbox)

Syntax

:SOURce:DATA:TELecom:ETHernet:PINJection:MAC:DESTination:ADDRess:ENABle <wsp><Status>

Parameter(s)

Status:

The program data syntax for the first parameter is defined as a <BOOLEAN PROGRAM DATA> element.

Enables/disables:

ON: Enables

OFF: Disables

Response Syntax

<Time>

Example(s)

SOUR:DATA:TEL:ETH:PINJ:MAC:DEST:ADDR:ENAB ON

SOUR:DATA:TEL:ETH:PINJ:MAC:DEST:ADDR:ENAB?

Returns: 1

See Also

SOURce:DATA:TELecom:ETHernet:PINJection:MAC:DESTination:ADDRess

:SOURce:DATA:TELecom:ETHernet:PINJection:MAC:DESTination:ADDRess:ENABle?

Description

This query returns the MAC destination address field.

At *RST condition, this value is set to OFF.

Navigation Path: Results > Traffic > Pause Injection > Destination Mac Address (checkbox)

Syntax

:SOURce:DATA:TELecom:ETHernet:PINJection:MAC:DESTination:ADDRess:ENABle?

Response Syntax

<Status>

Response(s)

Status:

The response data syntax for the first parameter is defined as a <BOOLEAN RESPONSE DATA> element.

Returns the enable/disable status:

1: Enabled

0: Disabled

Example(s)

SOUR:DATA:TEL:ETH:PINJ:MAC:DEST:ADDR:ENAB ON

SOUR:DATA:TEL:ETH:PINJ:MAC:DEST:ADDR:ENAB?

Returns: 1

See Also

SOURce:DATA:TELecom:ETHernet:PINJection:MAC:DESTination:ADDRess?

:SOURce:DATA:TELecom:ETHernet:PINJection:MAC:DESTination:ADDRess?

Description	This query returns the destination MAC address. At *RST condition, this value is set to device-dependent. Navigation Path: Results > Traffic > Flow Control > Pause Injection > Destination Mac Address
Syntax	:SOURce:DATA:TELecom:ETHernet:PINJection:MAC:DESTination:ADDRess?
Response Syntax	<Address>
Response(s)	**Address**: The response data syntax for the first parameter is defined as a <STRING RESPONSE DATA> element. Returns the Destination MAC address value.
Example(s)	SOUR:DATA:TEL:ETH:PINJ:MAC:DEST:ADDR 11:11:11:11:11:11 SOUR:DATA:TEL:ETH:PINJ:MAC:DEST:ADDR? Returns: 11:11:11:11:11:11
See Also	SOURce:DATA:TELecom:ETHernet:PINJection:MAC:DESTination:ADDRess:ENABle?

Traffic - OAM, S-OAM, and MPLS-TP OAM

:FETCh:DATA:TELecom:SOAM:TRAFfic:RESPonder:RX:COUNt?

Description

This query returns the traffic Responder function counts received frames.

At *RST condition, this value is device dependent.

Nevigation Path:Test > Results > Traffic > S-OAM > Responder > Rx Count

Syntax

:FETCh:DATA:TELecom:SOAM:TRAFfic:RESPonder:RX:COUNt? <wsp><Type>

Parameter(s)

Type:

The program data syntax for the first parameter is defined as a <CHARACTER PROGRAM DATA> element.

Selects the type of responder frame type.

LBM

LTM

DMM

LMM

SLM

Response Syntax

<Value>

Response(s)

Value:

The response data syntax for the first parameter is defined as a <STRING RESPONSE DATA> element.

Returns the responder Rx frame Count.

Example(s)

FETC:DATA:TEL:SOAM:TRAF:RESP:RX:COUNt? LBM

See Also

FETCh:DATA:TELecom:SOAM:LINK:TRACe:RESult:LTR:TIMeout?

:FETCh:DATA:TELecom:SOAM:TRAFfic:RESPonder:RX:TOTal?

Description	This query returns the traffic Responder function Total received frames. At *RST condition, this value is device dependent. Nevigation Path:Test > Results > Traffic > S-OAM > Responder > Rx Total
Syntax	:FETCh:DATA:TELecom:SOAM:TRAFfic:RESPonder:RX:TOTal?
Response Syntax	<Value>
Response(s)	**Value**: The response data syntax for the first parameter is defined as a <STRING RESPONSE DATA> element. Returns the responder total received frame Count.
Example(s)	FETC:DATA:TEL:SOAM:TRAF:RESP:RX:TOTal?
See Also	FETCh:DATA:TELecom:SOAM:LINK:TRACe:STATus?

:FETCh:DATA:TELecom:SOAM:TRAFfic:RESPonder:TX:COUNt?

Description

This query returns the traffic Responder counts transmitted frames.

At *RST condition, this value is device dependent.

Nevigation Path:Test > Results > Traffic > S-OAM > Responder > Tx Count

Syntax

:FETCh:DATA:TELecom:SOAM:TRAFfic:RESPonder:TX:COUNt? <wsp><Type>

Parameter(s)

Type:

The program data syntax for the first parameter is defined as a <CHARACTER PROGRAM DATA> element.

Selects the type of responder frame type.

LBR

LTR

DMR

LMR

SLR

Response Syntax

<Value>

Response(s)

Value:

The response data syntax for the first parameter is defined as a <STRING RESPONSE DATA> element.

Returns the responder Tx frame Count.

Example(s)

FETC:DATA:TEL:SOAM:TRAF:RESP:TX:COUNt? LBR

See Also

FETCh:DATA:TELecom:SOAM:LINK:TRACe:RESult:RX:LTR?

:FETCh:DATA:TELecom:SOAM:TRAFfic:RESPonder:TX:TOTal?

Description	This query returns the traffic Responder function Total transmitted frames. At *RST condition, this value is device dependent. Nevigation Path:Test > Results > Traffic > S-OAM > Responder > Tx Total
Syntax	:FETCh:DATA:TELecom:SOAM:TRAFfic:RESPonder:TX:TOTal?
Response Syntax	<Value>
Response(s)	**Value**: The response data syntax for the first parameter is defined as a <STRING RESPONSE DATA> element. Returns the responder total transmitted frame Count.
Example(s)	FETC:DATA:TEL:SOAM:TRAF:RESP:TX:TOTal?
See Also	FETCh:DATA:TELecom:SOAM:LINK:TRACe:RESult:INValid:LTR?

:FETCh:DATA:TELecom:SOAM:TRAFfic:RX:COUNt?

Description

This query returns the traffic monitoring function counts received frames.

At *RST condition, this value is device dependent.

Nevigation Path:Test > Results > Traffic > S-OAM > RX Count

Syntax

:FETCh:DATA:TELecom:SOAM:TRAFfic:RX:COUNt? <wsp><type>

Parameter(s)

type:

The program data syntax for the first parameter is defined as a <CHARACTER PROGRAM DATA> element.

Selects the type of frame type.

AIS

CCM

CSF

DMR

LBR

LCK

LMR

LTR

SLR

TST

Response Syntax

<Value>

Response(s)

Value:

The response data syntax for the first parameter is defined as a <STRING RESPONSE DATA> element.

Returns the Rx frame Count.

Example(s)

FETC:DATA:TEL:SOAM:TRAF:RX:COUNt? LBR

See Also

FETCh:DATA:TELecom:SOAM:FDELay:MAXimum:DELay:VERD?

:FETCh:DATA:TELecom:SOAM:TRAFfic:RX:TOTal?

Description	This query returns the traffic monitoring function Total received frames. At *RST condition, this value is device dependent. Nevigation Path:Test > Results > Traffic > S-OAM > RX Total
Syntax	:FETCh:DATA:TELecom:SOAM:TRAFfic:RX:TOTal?
Response Syntax	<Value>
Response(s)	**Value**: The response data syntax for the first parameter is defined as a <STRING RESPONSE DATA> element. Returns the total received frame Count.
Example(s)	FETC:DATA:TEL:SOAM:TRAF:RX:TOTal?
See Also	FETCh:DATA:TELecom:SOAM:LINK:TRACe:RESult:TX:LTM?

:FETCh:DATA:TELecom:SOAM:TRAFfic:TX:COUNt?

Description

This query returns the traffic monitoring function counts transmitted frames.

At *RST condition, this value is device dependent.

Nevigation Path:Test > Results > Traffic > S-OAM > TX Count

Syntax

:FETCh:DATA:TELecom:SOAM:TRAFfic:TX:COUNt? <wsp><type>

Parameter(s)

type:

The program data syntax for the first parameter is defined as a <CHARACTER PROGRAM DATA> element.

Selects the type of frame:

AIS

CCM

CSF

DMM

LBM

LCK

LMM

LTM

SLM

TST

Response Syntax

<Value>

Response(s)

Value:

The response data syntax for the first parameter is defined as a <STRING RESPONSE DATA> element.

Returns the Tx frame Count.

Example(s)

FETC:DATA:TEL:SOAM:TRAF:TX:COUNt? LBM

See Also

FETCh:DATA:TELecom:SOAM:FDELay:AVERage:DELay?

:FETCh:DATA:TELecom:SOAM:TRAFfic:TX:TOTal?

Description	This query returns the traffic monitoring function Total transmitted frames. At *RST condition, this value is device dependent. Nevigation Path:Test > Results > Traffic > S-OAM > TX Total
Syntax	:FETCh:DATA:TELecom:SOAM:TRAFfic:TX:TOTal?
Response Syntax	<Value>
Response(s)	**Value**: The response data syntax for the first parameter is defined as a <STRING RESPONSE DATA> element. Returns the total transmitted frame Count.
Example(s)	FETC:DATA:TEL:SOAM:TRAF:TX:TOTal?
See Also	FETCh:DATA:TELecom:SOAM:LINK:TRACe:RESult?

Traffic - Path OAM

:FETCh:DATA:TELecom:FETHernet:POAM:RESPonder:RX:DMM:COUNt?

Description	This query returns the FlexE Path OAM Responder function RX 2DMM count. At *RST condition, this value is device dependent. Navigation Path: Results > Traffic > Path OAM > Responder 2DMM RX Count
Syntax	:FETCh:DATA:TELecom:FETHernet:POAM:RESPonder:RX:DMM:COUNt?
Response Syntax	<Value>
Response(s)	**Value**: The response data syntax for the first parameter is defined as a <NR1 NUMERIC RESPONSE DATA> element. Returns the RX 2DMM count
Example(s)	FETC:DATA:TEL:FETH:POAM:RESP:RX:DMM:COUN?
See Also	FETCh:DATA:TELecom:FETHernet:POAM:DELay:RX:DMR:COUNt?

:FETCh:DATA:TELecom:FETHernet:POAM:RESPonder:TX:DMR:COUNt?

Description	This query returns the FlexE Path OAM Responder function TX 2DMR count At *RST condition, this value is device dependent. Navigation Path: Results > Traffic > Path OAM > Responder - 2DMR TX Count
Syntax	:FETCh:DATA:TELecom:FETHernet:POAM:RESPonder:TX:DMR:COUNt?
Response Syntax	<Value>
Response(s)	**Value**: The response data syntax for the first parameter is defined as a <NR1 NUMERIC RESPONSE DATA> element. Returns the TX 2DMR count
Example(s)	FETC:DATA:TEL:FETH:POAM:RESP:TX:DMR:COUN?
See Also	FETCh:DATA:TELecom:FETHernet:POAM:DELay:TX:DMM:COUNt?

FTFL/PT

:FETCh:DATA:TELecom:OTN:OPU[1..n]:E:PCODe:RECeived?

Description	This query returns the corresponding received payload type code for OTU1e/2e rate. At *RST condition, this value is set to device-dependent. Navigation Path: Results > FTFL/PT > ODU1e/2e > PT- Code - Received
Syntax	:FETCh:DATA:TELecom:OTN:OPU[1..n]:E:PCODe:RECeived?
Response Syntax	<Code>
Response(s)	**Code**: The response data syntax for the first parameter is defined as a <NR1 NUMERIC RESPONSE DATA> element. Returns the received payload code.
Example(s)	FETC:DATA:TEL:OTN:OPU1:E:PCOD:REC?
See Also	FETCh:DATA:TELecom:OTN:OPU[1..n]:PTYPe:RECeived?

:FETCh:DATA:TELecom:OTN:OPU[1..n]:E:PTYPe:RECeived?

Description	This query returns the received payload signal type to be generated for OTU1e/2e rate. At *RST condition, this value is set to device-dependent. Navigation Path: Results > FTFL/PT > ODU1e/2e > PT - Payload Type
Syntax	:FETCh:DATA:TELecom:OTN:OPU[1..n]:E:PTYPe:RECeived?
Response Syntax	<Payload>
Response(s)	**Payload**: The response data syntax for the first parameter is defined as a <CHARACTER RESPONSE DATA> element. Returns the received payload type.
Example(s)	FETC:DATA:TEL:OTN:OPU1:E:PTYP:REC?
See Also	FETCh:DATA:TELecom:OTN:OPU[1..n]:PCODe:RECeived?

:FETCh:DATA:TELecom:OTN:OPU[1..n]:F:PCODe:RECeived?

Description

This query returns the corresponding received payload type code.

At *RST condition, this value is set to device-dependent.

Navigation Path: Test > OTN BERT > Results > FTFL/PT > ODU 1/2F > Payload Type

Syntax

:FETCh:DATA:TELecom:OTN:OPU[1..n]:F:PCODe:RECeived?

Response Syntax

<Code>

Response(s)

Code:

The response data syntax for the first parameter is defined as a <NR1 NUMERIC RESPONSE DATA> element.

Returns the received payload code.

Example(s)

FETC:DATA:TEL:OTN:OPU1:F:PCOD:REC?

See Also

FETCh:DATA:TELecom:OTN:OPU[1..n]:PTYPe:RECeived?

:FETCh:DATA:TELecom:OTN:OPU[1..n]:F:PTYPe:RECeived?

Description	This query returns the received payload signal type to be generated. At *RST condition, this value is set to device-dependent. Navigation Path: Test > OTN BERT > Results > FTFL/PT > ODU 1/2 F > Payload Type
Syntax	:FETCh:DATA:TELecom:OTN:OPU[1..n]:F:PTYPe:RECeived?
Response Syntax	<Payload>
Response(s)	**Payload**: The response data syntax for the first parameter is defined as a <CHARACTER RESPONSE DATA> element. Returns the received payload type.
Example(s)	FETC:DATA:TEL:OTN:OPU1:F:PTYP:REC?
See Also	FETCh:DATA:TELecom:OTN:OPU[1..n]:PCODe:RECeived?

:FETCh:DATA:TELecom:OTN:OPU[1..n]:PCODe:RECeived?

Description

This query returns the received Payload Type code.

At *RST condition, this value is set to device-dependent.

Navigation Path: Test > OTN BERT > Results > FTFL/PT > ODU > Payload Type

In Multi-Channel OTN, when accessing an OPU LO, the channel must be set using SENSe:DATA:TELecom:OTN:OPU[1..n]:CHANnel.

In FlexO BERT, when accessing an OPU LO, the client ID must be set using SENSe:DATA:TELecom:OTN:ODU[1..n]:CLIent

Syntax

:FETCh:DATA:TELecom:OTN:OPU[1..n]:PCODe:RECeived?

Response Syntax

<Code>

Response(s)

Code:

The response data syntax for the first parameter is defined as a <NR1 NUMERIC RESPONSE DATA> element.

Returns the received Payload Type Code.

Example(s)

OTN BERT:

FETC:DATA:TEL:OTN:OPU1:PCOD:REC?

For Multi-Channel OTN:

SENS:DATA:TEL:OTN:OPU100:CHAN 2

FETC:DATA:TEL:OTN:OPU100:PCOD:REC?

For FlexO BERT:

SENS:DATA:TEL:OTN:OPU101:CLI 2

FETC:DATA:TEL:OTN:OPU101:PCOD:REC?

See Also

FETCh:DATA:TELecom:OTN:OPU[1..n]:PTYPe:RECeived?

For Multi-Channel OTN:

SENSe:DATA:TELecom:OTN:OPU[1..n]:CHANnel

SENSeDATA:TELecom:OTN:OPU[1..n]:CHANnel?

For FlexO BERT:

SENSe:DATA:TELecom:OTN:OPU[1..n]:CLIent

SENSe:DATA:TELecom:OTN:OPU[1..n]:CLIent?

:FETCh:DATA:TELecom:OTN:OPU[1..n]:PTYPe:RECeived?

Description

This query returns the received Payload Type.

At *RST condition, this value is set to device-dependent.

Navigation Path: Test > OTN BERT > Results > FTFL/PT > ODU > Payload Type

In Multi-Channel OTN, when accessing an OPU LO, the channel must be set using SENSe:DATA:TELecom:OTN:OPU[1..n]:CHANnel

In FlexO BERT, when accessing an OPU LO, the client ID must be set using SENSe:DATA:TELecom:OTN:OPU[1..n]:CLIent

Syntax

:FETCh:DATA:TELecom:OTN:OPU[1..n]:PTYPe:RECeived?

Response Syntax

<Payload Type>

:FETCh:DATA:TELecom:OTN:OPU[1..n]:PTYPe:RECeived?

Response(s)

Payload Type:

The response data syntax for the first parameter is defined as a <CHARACTER RESPONSE DATA> element.

Returns the received Payload Type.

_1485_1001OPU1: (1.485/1.001) Gbit/s SDI mapping into OPU1

_1485OPU1: 1.485 Gbit/s SDI mapping in to OPU1

_200GBASER: 200GBASE-R mapping into OPUflex

_25GBASER: 25GBASE-R mapping into OPUflex

_2970_1001OPUFLEX: (2.970/1.001) Gbit/s SDI mapping into OPUflex

_2970OPUFLEX: 2.970 Gbit/s SDI mapping into OPUflex

_400GBASER: 400GBASE-R mapping into OPUflex

ASYNchronous: Asynchronous CBR mapping

ATM: ATM mapping

BISYnch: Bit synchronous CBR mapping

BSNTiming: Bit stream without octet timing mapping

BSTiming: Bit stream with octet timing mapping

DVBASIOPU0: DVB_ASI mapping into OPU0

EXPerimental: Experimental mapping

FC100ODU0: FC-100 into ODU0

FC1200ODU2E: FC-1200 into ODU2e

FC1600: FC-1600 mapping into OPUflex

FC200ODU1: FC-200 into ODU1

FC3200: FC-3200 mapping into OPUflex

FC400: FC-400 into ODUflex

FC800: FC-800 into ODUflex

FLEXEAWARE: FlexE aware (partial rate) mapping into OPUflex

FLEXECLIENT: FlexE Client mapping into OPUflex

GFP1: GFP Mapping

GFPEOPU2: GFP mapping into extended OPU2

:FETCh:DATA:TELecom:OTN:OPU[1..n]:PTYPe:RECeived?

Response(s)

IBDRMAPPING: IB DDR mapping into ODUflex
IBQDRMAPPING: IB QDR mapping into ODUflex
IBSDRMAPPING: IB SDR mapping into ODUflex
NAVailable: Not available
NULLtest: NULL test signal mapping
OC12STM4ODU0: OC12/STM-4 into ODU0
OC3STM1ODU0: OC3/STM-1 into ODU0
ODUODTUCNTS: ODU multiplex with ODTUCn.ts
ODUODTUJK: ODU multiplex with ODTUjk
ODUODTUKTSODTUJK: ODU multiplex with ODTUk.ts/ODTUjk
PCSCODEWORD: PCS Codeword transparent Ethernet
PRBStest: PRBS test signal mapping
RFSTandard: Reserved for international standardization
RPRopriet: Reserved codes for proprietary use
SBCONESCONOPU0: SBCON/ESCON mapping into OPU0
SDIMAPPING: SDI mapping into OPU0
VCONcate: Virtual Concatenated signal

Example(s)

OTN BERT:
FETC:DATA:TEL:OTN:OPU1:PTYP:REC?
For Multi-Channel OTN:
SENS:DATA:TEL:OTN:OPU100:CHAN 2
FETC:DATA:TEL:OTN:OPU100:PTYP:REC?
For FlexO BERT:
SENS:DATA:TEL:OTN:OPU101:CLI 2
FETC:DATA:TEL:OTN:OPU101:PTYP:REC?

See Also

FETCh:DATA:TELecom:OTN:OPU[1..n]:PCODe:RECeived?
For Multi-Channel OTN:
SENSe:DATA:TELecom:OTN:OPU[1..n]:CHANnel
SENSe:DATA:TELecom:OTN:OPU[1..n]:ACHAnnel
For FlexO BERT:
SENSe:DATA:TELecom:OTN:OPU[1..n]:CLIent
SENSe:DATA:TELecom:OTN:OPU[1..n]:ACLient

:SENSe:DATA:TELecom:OTN:ODU[1..n]:E[1..n]:FTFL:CODE?

Description

This query returns the received ODU1e/2e/3e1/3e2 FTFL Fault Indication Forward/Backward Code.

At *RST condition, this value is set to device-dependent.

Navigation Path: Results > FTFL/PT > ODUn > FTFL > Forward/Backward Code

NOTE: For :E[1..n]:, use :E: for ODU1e/2e.

Syntax

:SENSe:DATA:TELecom:OTN:ODU[1..n]:E[1..n]:FTFL:CODE? <wsp><FTFL>

Parameter(s)

FTFL:

The program data syntax for the first parameter is defined as a <BOOLEAN PROGRAM DATA> element.

Selects Forword or Backward:

FORWard

BACKward

Response Syntax

<Code>

Response(s)

Code:

The response data syntax for the first parameter is defined as a <NR1 NUMERIC RESPONSE DATA> element.

Returns the received FTFL Fault Indication Code.

Example(s)

SENS:DATA:TEL:OTN:ODU3:E1:FTFL:CODE? FORW

See Also

SENSe:DATA:TELecom:OTN:ODU[1..n]:E[1..n]:FTFL:INDication?

:SENSe:DATA:TELecom:OTN:ODU[1..n]:E[1..n]:FTFL:IDENtifier?

Description	This query returns the received ODU1e/2e/3e1/3e2 FTFL Forward/Backward Operator Identifier. At *RST condition, this value is set to device-dependent. Navigation Path: Results > FTFL/PT > ODUn > FTFL > Forward/Backward Operator Identifier NOTE: For :E[1..n]:, use :E: for ODU1e/2e.
Syntax	:SENSe:DATA:TELecom:OTN:ODU[1..n]:E[1..n]:FTFL:IDENtifier? <wsp><FTFL>
Parameter(s)	**FTFL**: The program data syntax for the first parameter is defined as a <CHARACTER PROGRAM DATA> element. Selects Forword or Backward: FORWard BACKward
Response Syntax	<Identifier>
Response(s)	**Identifier**: The response data syntax for the first parameter is defined as a <STRING RESPONSE DATA> element. Returns the received FTFL Operator Identifier.
Example(s)	SENS:DATA:TEL:OTN:ODU3:E1:FTFL:IDEN? FORW
See Also	SENSe:DATA:TELecom:OTN:ODU[1..n]:E[1..n]:FTFL:INDication?

:SENSe:DATA:TELecom:OTN:ODU[1..n]:E[1..n]:FTFL:INDication?

Description

This query returns the received ODU1e/2e/3e1/3e2 FTFL Fault Indication Forward/Backward message.

At *RST condition, this value is set to device-dependent.

Navigation Path: Results > FTFL/PT > ODUn > FTFL > Forward/Backward Fault Indication

NOTE: For :E[1..n]:, use :E: for ODU1e/2e.

Syntax

:SENSe:DATA:TELecom:OTN:ODU[1..n]:E[1..n]:FTFL:INDication? <wsp><FTFL>

Parameter(s)

FTFL:

The program data syntax for the first parameter is defined as a <CHARACTER PROGRAM DATA> element.

Selects Forword or Backward:

FORWard

BACKward

Response Syntax

<Indication>

Response(s)

Indication:

The response data syntax for the first parameter is defined as a <CHARACTER RESPONSE DATA> element.

Returns the received FTFL Fault Indication message:

NFAULT: No Fault

SFAIL: Signal Fail

SDEGRADE: Signal Degrade

RESERVED: Reserved

Example(s)

SENS:DATA:TEL:OTN:ODU3:E1:FTFL:IND? FORW

See Also

SENSe:DATA:TELecom:OTN:ODU[1..n]:E[1..n]:FTFL:CODE?

:SENSe:DATA:TELecom:OTN:ODU[1..n]:E[1..n]:FTFL:SPECific?

Description

This query returns the received ODU1e/2e/3e1/3e2 FTFL Forward/Backward Operator Specific.

At *RST condition, this value is set to device-dependent.

Navigation Path: Results > FTFL/PT > ODUn > FTFL > Forward/Backward Operator Specific

NOTE: For :E[1..n]:, use :E: for ODU1e/2e.

Syntax

:SENSe:DATA:TELecom:OTN:ODU[1..n]:E[1..n]:FTFL:SPECific? <wsp><FTFL>

Parameter(s)

FTFL:

The program data syntax for the first parameter is defined as a <CHARACTER PROGRAM DATA> element.

Selects Forword or Backward:

FORWard

BACKward

Response Syntax

<Specific>

Response(s)

Specific:

The response data syntax for the first parameter is defined as a <STRING RESPONSE DATA> element.

Returns the received FTFL Operator Specific.

Example(s)

SENS:DATA:TEL:OTN:ODU3:E1:FTFL:SPEC? FORW

See Also

SENSe:DATA:TELecom:OTN:ODU[1..n]:E[1..n]:FTFL:INDication?

:SENSe:DATA:TELecom:OTN:ODU[1..n]:F:FTFL:CODE?

Description

This query returns the received ODU1f/2f FTFL Fault Indication Forward/Backward Code.

At *RST condition, this value is set to device-dependent.

Navigation Path: Results > FTFL/PT > ODUn > FTFL > Forward/Backward Code

Syntax

:SENSe:DATA:TELecom:OTN:ODU[1..n]:F:FTFL:CODE? <wsp><FTFL>

Parameter(s)

FTFL:

The program data syntax for the first parameter is defined as a <BOOLEAN PROGRAM DATA> element.

Selects Forword or Backward:

FORWard

BACKward

Response Syntax

<Code>

Response(s)

Code:

The response data syntax for the first parameter is defined as a <NR1 NUMERIC RESPONSE DATA> element.

Returns the received FTFL Fault Indication Code.

Example(s)

SENS:DATA:TEL:OTN:ODU1:F:FTFL:CODE? FORW

See Also

SENSe:DATA:TELecom:OTN:ODU[1..n]:E[1..n]:FTFL:INDication?

:SENSe:DATA:TELecom:OTN:ODU[1..n]:F:FTFL:IDENtifier?

Description

This query returns the received ODU1f/2f FTFL Forward/Backward Operator Identifier.

At *RST condition, this value is set to device-dependent.

Navigation Path: Results > FTFL/PT > ODUn > FTFL > Forward/Backward Operator Identifier

Syntax

:SENSe:DATA:TELecom:OTN:ODU[1..n]:F:FTFL:IDENtifier? <wsp><FTFL>

Parameter(s)

FTFL:

The program data syntax for the first parameter is defined as a <CHARACTER PROGRAM DATA> element.

Selects Forword or Backward:

FORWard

BACKward

Response Syntax

<Identifier>

Response(s)

Identifier:

The response data syntax for the first parameter is defined as a <STRING RESPONSE DATA> element.

Returns the received FTFL Operator Identifier.

Example(s)

SENS:DATA:TEL:OTN:ODU1:F:FTFL:IDEN? FORW

See Also

SENSe:DATA:TELecom:OTN:ODU[1..n]:E[1..n]:FTFL:INDication?

:SENSe:DATA:TELecom:OTN:ODU[1..n]:F:FTFL:INDication?

Description

This query returns the received ODU1f/2f FTFL Fault Indication Forward/Backward message.

At *RST condition, this value is set to device-dependent.

Navigation Path: Results > FTFL/PT > ODUn > FTFL > Forward/Backward Fault Indication

Syntax

:SENSe:DATA:TELecom:OTN:ODU[1..n]:F:FTFL:INDication? <wsp><FTFL>

Parameter(s)

FTFL:

The program data syntax for the first parameter is defined as a <CHARACTER PROGRAM DATA> element.

Selects Forword or Backward:

FORWard

BACKward

Response Syntax

<Indication>

Response(s)

Indication:

The response data syntax for the first parameter is defined as a <CHARACTER RESPONSE DATA> element.

Returns the received FTFL Fault Indication message:

NFAULT: No Fault

SFAIL: Signal Fail

SDEGRADE: Signal Degrade

RESERVED: Reserved

Example(s)

SENS:DATA:TEL:OTN:ODU1:F:FTFL:IND? FORW

See Also

SENSe:DATA:TELecom:OTN:ODU[1..n]:E[1..n]:FTFL:CODE?

:SENSe:DATA:TELecom:OTN:ODU[1..n]:F:FTFL:SPECific?

Description

This query returns the received ODU1f/2f FTFL Forward/Backward Operator Specific.

At *RST condition, this value is set to device-dependent.

Navigation Path: Results > FTFL/PT > ODUn > FTFL > Forward/Backward Operator Specific

Syntax

:SENSe:DATA:TELecom:OTN:ODU[1..n]:F:FTFL:SPECific? <wsp><FTFL>

Parameter(s)

FTFL:

The program data syntax for the first parameter is defined as a <CHARACTER PROGRAM DATA> element.

Selects Forword or Backward:

FORWard

BACKward

Response Syntax

<Specific>

Response(s)

Specific:

The response data syntax for the first parameter is defined as a <STRING RESPONSE DATA> element.

Returns the received FTFL Operator Specific.

Example(s)

SENS:DATA:TEL:OTN:ODU1:F:FTFL:SPEC? FORW

See Also

SENSe:DATA:TELecom:OTN:ODU[1..n]:E[1..n]:FTFL:INDication?

:SENSe:DATA:TELecom:OTN:ODU[1..n]:FTFL:CODE?

Description

This query returns the FTFL Fault Indication Forward/Backward Code.

At *RST condition, this value is set to device-dependent.

Navigation Path: Results > FTFL/PT > ODU > FTFL > Forward/Backward Fault Indication Code

Syntax

:SENSe:DATA:TELecom:OTN:ODU[1..n]:FTFL:CODE? <wsp><Ftfl>

Parameter(s)

Ftfl:

The program data syntax for the first parameter is defined as a <CHARACTER PROGRAM DATA> element.

Selects Forward or Backward:

FORWard

BACKward

Response Syntax

<Code>

Response(s)

Code:

The response data syntax for the first parameter is defined as a <NR1 NUMERIC RESPONSE DATA> element.

Returns the received FTFL Fault Indication code.

Example(s)

SENS:DATA:TEL:OTN:ODU1:FTFL:CODE? FORW

See Also

SENSe:DATA:TELecom:OTN:ODU[1..n]:FTFL:INDication?

:SENSe:DATA:TELecom:OTN:ODU[1..n]:FTFL:IDENtifier?

Description

This query returns the FTFL Forward/Backward Operator Identifier.

At *RST condition, this value is set to device-dependent.

Navigation Path: Results > FTFL/PT > ODU > FTFL > Forward/Backward Operator Identifier

Syntax

:SENSe:DATA:TELecom:OTN:ODU[1..n]:FTFL:IDENtifier? <wsp><FTFL>

Parameter(s)

FTFL:

The program data syntax for the first parameter is defined as a <CHARACTER PROGRAM DATA> element.

Selects Forward or Backward:

FORWard

BACKward

Response Syntax

<Identifier>

Response(s)

Identifier:

The response data syntax for the first parameter is defined as a <STRING RESPONSE DATA> element.

Returns the received FTFL Operator Identifier.

Example(s)

SENS:DATA:TEL:OTN:ODU1:FTFL:IDEN? FORW

See Also

SENSe:DATA:TELecom:OTN:ODU[1..n]:FTFL:INDication?

:SENSe:DATA:TELecom:OTN:ODU[1..n]:FTFL:INDication?

Description

This query returns the FTFL Forward/Backward Fault Identication message.

At *RST condition, this value is set to device-dependent.

Navigation Path: Results > FTFL/PT > ODU > FTFL > Forward/Backward Fault Indication

Syntax

:SENSe:DATA:TELecom:OTN:ODU[1..n]:FTFL:INDication? <wsp><FTFL>

Parameter(s)

FTFL:

The program data syntax for the first parameter is defined as a <CHARACTER PROGRAM DATA> element.

Selects Forward or Backward:

FORWard

BACKward

Response Syntax

<Indication>

Response(s)

Indication:

The response data syntax for the first parameter is defined as a <CHARACTER RESPONSE DATA> element.

Returns the received FTFL Fault Indication message:

NFAULT: No Fault

SFAIL: Signal Fail

SDEGRADE: Signal Degrade

RESERVED: Reserved

Example(s)

SENS:DATA:TEL:OTN:ODU1:FTFL:IND? FORW

See Also

SENSe:DATA:TELecom:OTN:ODU[1..n]:FTFL:CODE?

:SENSe:DATA:TELecom:OTN:ODU[1..n]:FTFL:SPECific?

Description

This query returns the FTFL Forward/Backward Operator Specific.

At *RST condition, this value is set to device-dependent.

Navigation Path: Results > FTFL/PT > ODU > FTFL > Forward/Backward Operator Specific

Syntax

:SENSe:DATA:TELecom:OTN:ODU[1..n]:FTFL:SPECific? <wsp><FTFL>

Parameter(s)

FTFL:

The program data syntax for the first parameter is defined as a <CHARACTER PROGRAM DATA> element.

Selects Forward or Backward:

FORWard

BACKward

Response Syntax

<Operator Specific>

Response(s)

Operator Specific:

The response data syntax for the first parameter is defined as a <STRING RESPONSE DATA> element.

Returns the received FTFL Operator Specific.

Example(s)

SENS:DATA:TEL:OTN:ODU1:FTFL:SPEC? FORWard

See Also

SENSe:DATA:TELecom:OTN:ODU[1..n]:FTFL:INDication?

:SENSe:DATA:TELecom:OTN:OPU[1..n]:ACHAnnel

Description

This command forces the Payload Type commands/queries to be applied on all channels (ON) or a single channel (OFF) for Multi-Channel OTN test.

At *RST condition, this value is set to OFF.

Navigation Path: Setup > ODU Channels > PT >Global PT

Syntax

:SENSe:DATA:TELecom:OTN:OPU[1..n]:ACHAnnel <wsp><AllChannel>

Parameter(s)

AllChannel:

The program data syntax for the first parameter is defined as a <BOOLEAN PROGRAM DATA> element.

Selects if the Payload Type commands/queries are applied on all channels (ON) or a single channel (OFF).

Response Syntax

<Operator Specific>

Example(s)

SENS:DATA:TEL:OTN:OPU100:ACHA ON

SENS:DATA:TEL:OTN:OPU100:ACHA OFF

See Also

SENS:DATA:TEL:OTN:OPU100:CHAN?

SENS:DATA:TEL:OTN:OPU100:ACHA?

:SENSe:DATA:TELecom:OTN:OPU[1..n]:ACHAnnel?

Description

This query returns if the Payload Type commands/queries are applied on all channels (ON) or a single channel (OFF) for Multi-Channel OTN test.

At *RST condition, this value is set to OFF.

Navigation Path: Setup > ODU Channels > PT >Global PT

Syntax

:SENSe:DATA:TELecom:OTN:OPU[1..n]:ACHAnnel?

Response Syntax

<AllChannel>

Response(s)

AllChannel:

The response data syntax for the first parameter is defined as a <BOOLEAN RESPONSE DATA> element.

Returns an indication that the Payload Type commands/queries are to be applied on all channels.

1, OPU Payload Type commands/queries are applied on all channels.

0, OPU Payload Type commands/queries are applied on a specific channels determined by SENS:DATA:TEL:OTN:OPU[1..n]:CHAN.

Example(s)

SENS:DATA:TEL:OTN:OPU100:ACHA?

See Also

SENS:DATA:TEL:OTN:OPU100:ACHA

SENS:DATA:TEL:OTN:OPU100:CHAN

:SENSe:DATA:TELecom:OTN:OPU[1..n]:CHANnel

Description

This command sets the value of the channel used by the Payload Type for Multi-Channel OTN test.

When setting a channel value, the following command is set to OFF: SENSe[1..n]:DATA:TELecom:OTN:OPU[1..n]:ACHAnnel

At *RST condition, this value is set to 1.

Navigation Path: Results > PT > ODUk > Channel

Syntax

:SENSe:DATA:TELecom:OTN:OPU[1..n]:CHANnel <wsp><Channel Number>

Parameter(s)

Channel Number:

The program data syntax for the first parameter is defined as a <DECIMAL NUMERIC PROGRAM DATA> element.

Global parameter, applicable to Multi-Channel OTN

Selects the channel number.

Response Syntax

<AllChannel>

Example(s)

SENS:DATA:TEL:OTN:OPU100:ACHA?

Returns: 1

SENS:DATA:TEL:OTN:OPU100:CHAN 2

SENS:DATA:TEL:OTN:OPU100:ACHA?

Returns: 0

See Also

SENSe:DATA:TELecom:OTN:OPU[1..n]:CHAN?

SENSe:DATA:TELecom:OTN:OPU[1..n]:ACHA

:SENSe:DATA:TELecom:OTN:OPU[1..n]:CHANnel?

Description	This query returns the value of the channel number used by the Payload Type, when command AllCHAnnel is 'OFF', for Multi-Channel OTN test. At *RST condition, this value is set to 1. Navigation Path: Results > PT > ODUk > Channel
Syntax	:SENSe:DATA:TELecom:OTN:OPU[1..n]:CHANnel?
Response Syntax	<Channel Number>
Response(s)	**Channel Number**: The response data syntax for the first parameter is defined as a <NR1 NUMERIC RESPONSE DATA> element. Returns the channel number used for the Payload Type, when command AllCHAnnel is 'OFF', for the Multi-Channel OTN test application.
Example(s)	SENS:DATA:TEL:OTN:OPU100:CHAN?
See Also	SENSe:DATA:TELecom:OTN:OPU[1..n]:CHAN SENSe:DATA:TELecom:OTN:OPU[1..n]:ACHA

:SENSe:DATA:TELecom:OTN:OPU[1..n]:COPYrx

Description

This command copies the received Payload Type to the expected Payload Type.

This command is an event and is not associated with an *RST condition or a query form.

Navigation Path: Test > OTN BERT > Results > FTFL/PT > ODU > Payload Type

NOTE: In Multi-Channel OTN, when copying an OPU LO Payload Type, the channel must be set using SENS:DATA:TEL:OTN:OPU[1..n]:CHAN. The Payload Type can also be copied on all channels by using SENS:DATA:TEL:OTN:OPU[1..n]:ACHA.

Syntax

:SENSe:DATA:TELecom:OTN:OPU[1..n]:COPYrx

Response Syntax

<Channel Number>

Example(s)

SENS:DATA:TEL:OTN:OPU1:COPY

See Also

SENSe:DATA:TELecom:OTN:ODU[1..n]:TCM[1..n]:TTI:SAPI:COPY

SENSe:DATA:TELecom:OTN:OPU[1..n]:CHAN

SENSe:DATA:TELecom:OTN:OPU[1..n]:ACHA

:SENSe:DATA:TELecom:OTN:OPU[1..n]:E:COPYrx

Description	This command sets the copy Rx to instrument for OTU1e/2e rate. This command is an event and is not associated with an *RST condition or a query form. Navigation Path: Results > FTFL/PT > ODU1e/2e > PT- Copy RX
Syntax	:SENSe:DATA:TELecom:OTN:OPU[1..n]:E:COPYrx
Response Syntax	<Channel Number>
Example(s)	SENS:DATA:TEL:OTN:OPU1:E:COPY
See Also	SENSe:DATA:TELecom:OTN:ODU[1..n]:TCM[1..n]:TTI:SAPI:COPY

:SENSe:DATA:TELecom:OTN:OPU[1..n]:F:COPYrx

Description	This command sets the copy Rx to instrument for OTU1f/2f rate. This command is an event and is not associated with an *RST condition or a query form. Navigation Path: Results > FTFL/PT > ODU1e/2e > PT- Copy RX
Syntax	:SENSe:DATA:TELecom:OTN:OPU[1..n]:F:COPYrx
Response Syntax	<Channel Number>
Example(s)	SENS:DATA:TEL:OTN:OPU1:F:COPY
See Also	SENSe:DATA:TELecom:OTN:ODU[1..n]:TCM[1..n]:TTI:SAPI:COPY

OTL-SDT

:FETCh:DATA:TELecom:OTL:SDT:AVERage?

Description	This query returns the average disruption time FOR OTL. At *RST condition, this value is device dependent. Navigation Path: Test > OTN BERT > Results > OTL-SDT > Service disruption.
Syntax	:FETCh:DATA:TELecom:OTL:SDT:AVERage? <wsp><LaneNo>
Parameter(s)	**LaneNo**: The program data syntax for the first parameter is defined as a <DECIMAL NUMERIC PROGRAM DATA> element. Selects the lane ID.
Response Syntax	<Average>
Response(s)	**Average**: The response data syntax for the first parameter is defined as a <NR2 NUMERIC RESPONSE DATA> element. Returns the average disruption time for the selected lane id.
Example(s)	FETC:DATA:TEL:OTL:SDT:AVER? 1
See Also	FETCh:DATA:TELecom:OTL:SDT:LAST?

:FETCh:DATA:TELecom:OTL:SDT:COUNt?

Description

This query returns the disruption count FOR OTL.

At *RST condition, this value is device dependent.

Navigation Path: Test > OTN BERT > Results > OTL-SDT > Service disruption.

Syntax

:FETCh:DATA:TELecom:OTL:SDT:COUNt? <wsp><LaneNo>

Parameter(s)

LaneNo:

The program data syntax for the first parameter is defined as a <DECIMAL NUMERIC PROGRAM DATA> element.

Selects the lane ID.

Response Syntax

<Count>

Response(s)

Count:

The response data syntax for the first parameter is defined as a <NR1 NUMERIC RESPONSE DATA> element.

Returns the number of service disruption counts that happened since the beginning of the SDT test for the selected lane id.

Example(s)

FETC:DATA:TEL:OTL:SDT:COUN? 1

See Also

FETCh:DATA:TELecom:OTL:SDT:LAST?

:FETCh:DATA:TELecom:OTL:SDT:DEFect?

Description	This query returns the layer on which service disruption time test isperformed for OTN. At *RST condition, this value is device dependent. Navigation Path: Test > OTN BERT > Results > OTL-SDT > Service disruption > Defect
Syntax	:FETCh:DATA:TELecom:OTL:SDT:DEFect?
Response Syntax	<Defect>
Response(s)	**Defect**: The response data syntax for the first parameter is defined as a <STRING RESPONSE DATA> element. This query returns the layer on which service disruption time test isperformed for OTN for OTL-SDT.
Example(s)	FETC:DATA:TEL:OTL:SDT:DEF?
See Also	FETCh:DATA:TELecom:SDT:DEFect?

:FETCh:DATA:TELecom:OTL:SDT:LANE:DISRuption?

Description	This query returns the number of lane with disruption At *RST condition, this value is device dependent. Navigation Path: Test > OTN BERT > Results > OTL-SDT > Service disruption
Syntax	:FETCh:DATA:TELecom:OTL:SDT:LANE:DISRuption?
Response Syntax	<Time>
Response(s)	**Time**: The response data syntax for the first parameter is defined as a <NR1 NUMERIC RESPONSE DATA> element. Returns the lanes with disruption
Example(s)	FETC:DATA:TEL:OTL:SDT:LANE:DISR?
See Also	FETCh:DATA:TELecom:OTL:SDT:SHORtest?

:FETCh:DATA:TELecom:OTL:SDT:LAST?

Description

This query returns the last disruption time FOR OTL.

At *RST condition, this value is device dependent.

Navigation Path: Test > OTN BERT > Results > OTL-SDT > Service disruption.

Syntax

:FETCh:DATA:TELecom:OTL:SDT:LAST? <wsp><LaneNo>

Parameter(s)

LaneNo:

The program data syntax for the first parameter is defined as a <DECIMAL NUMERIC PROGRAM DATA> element.

Selects the lane ID.

Response Syntax

<Last>

Response(s)

Last:

The response data syntax for the first parameter is defined as a <NR2 NUMERIC RESPONSE DATA> element.

Returns the last disruption time for the selected lane id.

Example(s)

FETC:DATA:TEL:OTL:SDT:LAST? 1

See Also

FETCh:DATA:TELecom:OTL:SDT:SHORtest?

:FETCh:DATA:TELecom:OTL:SDT:LONGest:DISRuption:DURation?

Description	This query returns the longest disruption duration At *RST condition, this value is device dependent. Navigation Path: Test > OTN BERT > Results > OTL-SDT > Service disruption
Syntax	:FETCh:DATA:TELecom:OTL:SDT:LONGest:DISRuption:DURation?
Response Syntax	<Time>
Response(s)	**Time**: The response data syntax for the first parameter is defined as a <NR2 NUMERIC RESPONSE DATA> element. Returns the longest disruption duration
Example(s)	FETC:DATA:TEL:OTL:SDT:LONG:DISR:DUR?
See Also	FETCh:DATA:TELecom:OTL:SDT:LONGest?

:FETCh:DATA:TELecom:OTL:SDT:LONGest:DISRuption:LANE?

Description	This query returns the longest disruption lane At *RST condition, this value is device dependent. Navigation Path: Test > OTN BERT > Results > OTL-SDT > Service disruption
Syntax	:FETCh:DATA:TELecom:OTL:SDT:LONGest:DISRuption:LANE?
Response Syntax	<Time>
Response(s)	**Time**: The response data syntax for the first parameter is defined as a <NR1 NUMERIC RESPONSE DATA> element. Returns the longest disruption lane
Example(s)	FETC:DATA:TEL:OTL:SDT:LONG:DISR:LANE?
See Also	FETCh:DATA:TELecom:OTL:SDT:SHORtest?

:FETCh:DATA:TELecom:OTL:SDT:LONGest?

Description

This query returns the longest disruption time FOR OTL.

At *RST condition, this value is device dependent.

Navigation Path: Test > OTN BERT > Results > OTL-SDT > Service disruption.

Syntax

:FETCh:DATA:TELecom:OTL:SDT:LONGest? <wsp><LaneNo>

Parameter(s)

LaneNo:

The program data syntax for the first parameter is defined as a <DECIMAL NUMERIC PROGRAM DATA> element.

Selects the lane ID.

Response Syntax

<Longest>

Response(s)

Longest:

The response data syntax for the first parameter is defined as a <NR2 NUMERIC RESPONSE DATA> element.

Returns the longest disruption time for the selected lane id.

Example(s)

FETC:DATA:TEL:OTL:SDT:LONG? 1

See Also

FETCh:DATA:TELecom:SDT:LONGest?

:FETCh:DATA:TELecom:OTL:SDT:SHORtest?

Description

This query returns the shortest disruption time FOR OTL.

At *RST condition, this value is device dependent.

Navigation Path: Test > OTN BERT > Results > OTL-SDT > Service disruption.

Syntax

:FETCh:DATA:TELecom:OTL:SDT:SHORtest? <wsp><LaneNo>

Parameter(s)

LaneNo:

The program data syntax for the first parameter is defined as a <DECIMAL NUMERIC PROGRAM DATA> element.

Selects the lane ID.

Response Syntax

<Shortest>

Response(s)

Shortest:

The response data syntax for the first parameter is defined as a <NR2 NUMERIC RESPONSE DATA> element.

Returns the shortest disruption time for the selected lane id.

Example(s)

FETC:DATA:TEL:OTL:SDT:SHOR? 1

See Also

FETCh:DATA:TELecom:OTL:SDT:LONGest?

:FETCh:DATA:TELecom:OTL:SDT:STATistics?

Description	This query returns the STATISTICS FOR OTL. At *RST condition, this value is device dependent. Navigation Path: Test > OTN BERT > Results > OTL-SDT > Service disruption.
Syntax	:FETCh:DATA:TELecom:OTL:SDT:STATistics?
Response Syntax	<Statistics>
Response(s)	**Statistics**: The response data syntax for the first parameter is defined as a <STRING RESPONSE DATA> element. Returns the statistics.
Example(s)	FETC:DATA:TEL:OTL:SDT:STAT?
See Also	FETCh:DATA:TELecom:SDT:SHORtest?

:FETCh:DATA:TELecom:OTL:SDT:TOTal?

Description

This query returns the total disruption time FOR OTL.

At *RST condition, this value is device dependent.

Navigation Path: Test > OTN BERT > Results > OTL-SDT > Service disruption.

Syntax

:FETCh:DATA:TELecom:OTL:SDT:TOTal? <wsp><LaneNo>

Parameter(s)

LaneNo:

The program data syntax for the first parameter is defined as a <DECIMAL NUMERIC PROGRAM DATA> element.

Selects the lane ID.

Response Syntax

<Total>

Response(s)

Total:

The response data syntax for the first parameter is defined as a <NR2 NUMERIC RESPONSE DATA> element.

Returns the total disruption time for the selected lane id.

Example(s)

FETC:DATA:TEL:OTL:SDT:TOT? 1

See Also

FETCh:DATA:TELecom:OTL:SDT:LONGest?

GFP-F/GFP-T

:FETCh:DATA:TELecom:GFP:CHANnel:MISMatch:COUNt?

Description	This query returns the number of frames with fields not matching the Payload Frame Check Sequence identifier. At *RST condition, this value is device-dependent. Navigation Results > GFP-F/GFP-T > RX Mismatch
Syntax	:FETCh:DATA:TELecom:GFP:CHANnel:MISMatch:COUNt? <wsp><Identifier>
Parameter(s)	**Identifier**: The program data syntax for the first parameter is defined as a <CHARACTER PROGRAM DATA> element. Selects the RX Mismatch identifier. PFIMIS: FPI mismatch
Response Syntax	<Count>
Response(s)	**Count**: The response data syntax for the first parameter is defined as a <NR2 NUMERIC RESPONSE DATA> element. Returns count of frames for field not matching the Payload FCS Indicator.
Example(s)	FETC:DATA:TEL:GFP:CHAN:MISM:COUN? PFIMIS
See Also	FETCh:DATA:TELecom:GFP:ERRor:CHANnel:RATE?

:FETCh:DATA:TELecom:GFP:OVERview:BANDwidth:RX?

Description

This query returns the Bandwidth usage of frames or payload bytes.

At *RST condition, this value is device dependent.

Navigation Path: Setup > OTN BERT > Test Configurator > Modify Structure > Client (Ethernet(flex/GFP-F)/10GbE) > GFP-F > Results > GFP-F > Transport Layer > Bandwidth Usage(%) > RX

Navigation Path: Setup > OTN BERT > Test Configurator > Modify Structure > Client (1GbE) > GFP-T > Results > GFP-T > Transport Layer > Bandwidth Usage(%) > RX

Syntax

:FETCh:DATA:TELecom:GFP:OVERview:BANDwidth:RX?

Response Syntax

<RX>

Response(s)

RX:

The response data syntax for the first parameter is defined as a <NR2 NUMERIC RESPONSE DATA> element.

Returns the Bandwidth Percentage of Received frames or payload bytes.

Example(s)

FETC:DATA:TEL:GFP:OVER:BAND:RX?

See Also

FETCh:DATA:TELecom:GFP:OVERview:EFFiciency:TX?

:FETCh:DATA:TELecom:GFP:OVERview:BANDwidth:TX?

Description

This query returns the Bandwidth usage of frames or payload bytes.

At *RST condition, this value is device dependent.

Navigation Path: Setup > OTN BERT > Test Configurator > Modify Structure > Client (Ethernet(flex/GFP-F)/10GbE) > GFP-F > Results > GFP-F > Transport Layer > Bandwidth Usage(%) > TX

Navigation Path: Setup > OTN BERT > Test Configurator > Modify Structure > Client (1GbE) > GFP-T > Results > GFP-T > Transport Layer > Bandwidth Usage(%) > TX

Syntax

:FETCh:DATA:TELecom:GFP:OVERview:BANDwidth:TX?

Response Syntax

<TX>

Response(s)

TX:

The response data syntax for the first parameter is defined as a <NR2 NUMERIC RESPONSE DATA> element.

Returns the Bandwidth Percentage of Transmitted frames or payload bytes.

Example(s)

FETC:DATA:TEL:GFP:OVER:BAND:TX?

See Also

FETCh:DATA:TELecom:GFP:OVERview:EFFiciency:RX?

:FETCh:DATA:TELecom:GFP:OVERview:COUNt:RX?

Description

This query returns the count of frames or payload bytes.

At *RST condition, this value is device dependent.

Navigation Path: Setup > OTN BERT > Test Configurator > Modify Structure > Client (Ethernet(flex/GFP-F)/10GbE) > GFP-F > Results > GFP-F > Frame Type > RX > Count

Navigation Path: Setup > OTN BERT > Test Configurator > Modify Structure > Client (1GbE) > GFP-T > Results > GFP-T > Frame Type > RX > Count

Syntax

:FETCh:DATA:TELecom:GFP:OVERview:COUNt:RX? <wsp><Frames>

Parameter(s)

Frames:

The program data syntax for the first parameter is defined as a <CHARACTER PROGRAM DATA> element.

Selects Count of the Received Frames and Bytes.

DFRames

MFRames

IFRames

TFRames

RPTiframes

RPLiframes

INVFrames

DISFrames

DBYTESFORRX

MBYTESFORRX

IBYTESFORRX

TBYTESFORRX

RPTBYTESFORRX

DATBYTESFORRX

Response Syntax

<Frames>

:FETCh:DATA:TELecom:GFP:OVERview:COUNt:RX?

Response(s)

Frames:

The response data syntax for the first parameter is defined as a <NR2 NUMERIC RESPONSE DATA> element.

Returns the Count of Received frames or payload bytes.

Example(s)

FETC:DATA:TEL:GFP:OVER:COUN:RX? DFR

See Also

FETCh:DATA:TELecom:GFP:OVERview:EFFiciency:TX?

:FETCh:DATA:TELecom:GFP:OVERview:COUNt:TX?

Description

This query returns the count of frames or payload bytes.

At *RST condition, this value is device dependent.

Navigation Path: Setup > OTN BERT > Test Configurator > Modify Structure > Client (Ethernet(flex/GFP-F)/10GbE) > GFP-F > Results > GFP-F > Frame Type > TX > Count

Navigation Path: Setup > OTN BERT > Test Configurator > Modify Structure > Client (1GbE) > GFP-T > Results > GFP-T > Frame Type > TX > Count

Syntax

:FETCh:DATA:TELecom:GFP:OVERview:COUNt:TX? <wsp><Frames>

Parameter(s)

Frames:

The program data syntax for the first parameter is defined as a <CHARACTER PROGRAM DATA> element.

Selects Count of the Trasmitted Frames and Bytes.

DFRames

MFRames

IFRames

TFRames

DBYTESFORTX

MBYTESFORTX

IBYTESFORTX

TBYTESFORTX

DATBYTESFORTX

Response Syntax

<Frames>

Response(s)

Frames:

The response data syntax for the first parameter is defined as a <NR2 NUMERIC RESPONSE DATA> element.

Returns the Count of Transmitted frames or payload bytes.

Example(s)

FETC:DATA:TEL:GFP:OVER:COUN:TX? DFR

See Also

FETCh:DATA:TELecom:GFP:OVERview:BANDwidth:TX?

:FETCh:DATA:TELecom:GFP:OVERview:EFFiciency:RX?

Description

This query returns the Mapping Efficiency of frames or payload bytes.

At *RST condition, this value is device dependent.

Navigation Path: Setup > OTN BERT > Test Configurator > Modify Structure > Client (Ethernet(flex/GFP-F)/10GbE) > GFP-F > Results > GFP-F > Transport Layer > Mapping Efficiency (%) > RX

Navigation Path: Setup > OTN BERT > Test Configurator > Modify Structure > Client (1GbE) > GFP-T > Results > GFP-T > Transport Layer > Mapping Efficiency (%) > RX

Syntax

:FETCh:DATA:TELecom:GFP:OVERview:EFFiciency:RX?

Response Syntax

<RX>

Response(s)

RX:

The response data syntax for the first parameter is defined as a <NR2 NUMERIC RESPONSE DATA> element.

Returns the Mapping Efficiency Percentage of Received frames or payload bytes.

Example(s)

FETC:DATA:TEL:GFP:OVER:EFF:RX?

See Also

FETCh:DATA:TELecom:GFP:OVERview:RATE:TX?

:FETCh:DATA:TELecom:GFP:OVERview:EFFiciency:TX?

Description	This query returns the Mapping Efficiency of frames or payload bytes. At *RST condition, this value is device dependent. Navigation Path: Setup > OTN BERT > Test Configurator > Modify Structure > Client (Ethernet(flex/GFP-F)/10GbE) > GFP-F > Results > GFP-F > Transport Layer > Mapping Efficiency (%) > TX Navigation Path: Setup > OTN BERT > Test Configurator > Modify Structure > Client (1GbE) > GFP-T > Results > GFP-T > Transport Layer > Mapping Efficiency (%) > TX
Syntax	:FETCh:DATA:TELecom:GFP:OVERview:EFFiciency:TX?
Response Syntax	<TX>
Response(s)	**TX**: The response data syntax for the first parameter is defined as a <NR2 NUMERIC RESPONSE DATA> element. Returns the Mapping Efficiency Percentage of Transmitted frames or payload bytes.
Example(s)	FETC:DATA:TEL:GFP:OVER:EFF:TX?
See Also	FETCh:DATA:TELecom:GFP:OVERview:BANDwidth:RX?

:FETCh:DATA:TELecom:GFP:OVERview:RATE:RX?

Description

This query returns the rate of frames or payload bytes.

At *RST condition, this value is device dependent.

Navigation Path: Setup > OTN BERT > Test Configurator > Modify Structure > Client (Ethernet(flex/GFP-F)/10GbE) > GFP-F > Results > GFP-F > Frame Type > RX > Rate(Unit/s)

Navigation Path: Setup > OTN BERT > Test Configurator > Modify Structure > Client (1GbE) > GFP-T > Results > GFP-T > Frame Type > RX > Rate(Unit/s)

Syntax

:FETCh:DATA:TELecom:GFP:OVERview:RATE:RX? <wsp><Frames>

Parameter(s)

Frames:

The program data syntax for the first parameter is defined as a <CHARACTER PROGRAM DATA> element.

Selects Rate of the Received Frames and Bytes.

DFRames

MFRames

IFRames

TFRames

RPTiframes

RPLiframes

INVFrames

DISFrames

DBYTESFORRX

MBYTESFORRX

IBYTESFORRX

TBYTESFORRX

RPTBYTESFORRX

DATBYTESFORRX

Response Syntax

<Frames>

:FETCh:DATA:TELecom:GFP:OVERview:RATE:RX?

Response(s)

Frames:

The response data syntax for the first parameter is defined as a <NR3 NUMERIC RESPONSE DATA> element.

Returns the Rate of Received frames or payload bytes.

Example(s)

FETC:DATA:TEL:GFP:OVER:RATE:RX? DFR

See Also

FETCh:DATA:TELecom:GFP:OVERview:COUNt:TX?

:FETCh:DATA:TELecom:GFP:OVERview:RATE:TX?

Description

This query returns the rate of frames or payload bytes.

At *RST condition, this value is device dependent.

Navigation Path: Setup > OTN BERT > Test Configurator > Modify Structure > Client (Ethernet(flex/GFP-F)/10GbE) > GFP-F > Results > GFP-F > Frame Type > TX > Rate(Unit/s)

Navigation Path: Setup > OTN BERT > Test Configurator > Modify Structure > Client (1GbE) > GFP-T > Results > GFP-T > Frame Type > TX > Rate(Unit/s)

Syntax

:FETCh:DATA:TELecom:GFP:OVERview:RATE:TX? <wsp><Frames>

Parameter(s)

Frames:

The program data syntax for the first parameter is defined as a <CHARACTER PROGRAM DATA> element.

Selects Rate of the Trasmitted Frames and Bytes.

DFRames

MFRames

IFRames

TFRames

DBYTESFORTX

MBYTESFORTX

IBYTESFORTX

TBYTESFORTX

DATBYTESFORTX

Response Syntax

<Frames>

Response(s)

Frames:

The response data syntax for the first parameter is defined as a <NR3 NUMERIC RESPONSE DATA> element.

Returns the Rate of Transmitted frames or payload bytes.

Example(s)

FETC:DATA:TEL:GFP:OVER:RATE:TX? DFR

See Also

FETCh:DATA:TELecom:GFP:OVERview:EFFiciency:RX?

:FETCh:DATA:TELecom:GFP:SUPerblock:COUNt:RX?

Description

This query returns the count of frames or payload bytes for superblock.

At *RST condition, this value is device dependent.

Navigation Path: Setup > OTN BERT > Test Configurator > Modify Structure > Client (1GbE) > GFP-T > Results > GFP-T > Superblock > RX > Count

Syntax

:FETCh:DATA:TELecom:GFP:SUPerblock:COUNt:RX? <wsp><Frames>

Parameter(s)

Frames:

The program data syntax for the first parameter is defined as a <CHARACTER PROGRAM DATA> element.

Selects type of the Received Frames and Bytes for superblock.

SUPERBLOCKVALID

SUPERBLOCKINVALID

SUPERBLOCKTOTAL

Response Syntax

<Frames>

Response(s)

Frames:

The response data syntax for the first parameter is defined as a <NR2 NUMERIC RESPONSE DATA> element.

Returns the Count of Received frames or payload bytes.

Example(s)

FETC:DATA:TEL:GFP:SUP:COUN:RX? SuperblockTotal

See Also

FETCh:DATA:TELecom:GFP:OVERview:COUNt:TX?

:FETCh:DATA:TELecom:GFP:SUPerblock:COUNt:TX?

Description

This query returns the count of frames or payload bytes for superblock.

At *RST condition, this value is device dependent.

Navigation Path: Setup > OTN BERT > Test Configurator > Modify Structure > Client (1GbE) > GFP-T > Results > GFP-T > Superblock > TX > Count

Syntax

:FETCh:DATA:TELecom:GFP:SUPerblock:COUNt:TX? <wsp><Frames>

Parameter(s)

Frames:

The program data syntax for the first parameter is defined as a <CHARACTER PROGRAM DATA> element.

Selects type of the Trasmitted Frames and Bytes for superblock.

SUPERBLOCKINVALID

superblockTotal

Response Syntax

<Frames>

Response(s)

Frames:

The response data syntax for the first parameter is defined as a <NR2 NUMERIC RESPONSE DATA> element.

Returns the Count of Trasmitted frames or payload bytes.

Example(s)

FETC:DATA:TEL:GFP:SUP:COUN:TX? SUPERBLOCKTOTAL

See Also

FETCh:DATA:TELecom:GFP:OVERview:COUNt:RX?

:FETCh:DATA:TELecom:GFP:SUPerblock:RATE:RX?

Description

This query returns the rate of frames or payload bytes for superblock.

At *RST condition, this value is device dependent.

Navigation Path: Setup > OTN BERT > Test Configurator > Modify Structure > Client (1GbE) > GFP-T > Results > GFP-T > Superblock > RX > Rate(Unit/s)

Syntax

:FETCh:DATA:TELecom:GFP:SUPerblock:RATE:RX? <wsp><Frames>

Parameter(s)

Frames:

The program data syntax for the first parameter is defined as a <CHARACTER PROGRAM DATA> element.

Selects type of the Received Frames and Bytes for superblock.

SUPERBLOCKVALID

SUPERBLOCKINVALID

SUPERBLOCKTOTAL

Response Syntax

<Frames>

Response(s)

Frames:

The response data syntax for the first parameter is defined as a <NR3 NUMERIC RESPONSE DATA> element.

Returns the Rate of Received frames or payload bytes.

Example(s)

FETC:DATA:TEL:GFP:SUP:RATE:RX? SuperblockTotal

See Also

FETCh:DATA:TELecom:GFP:OVERview:RATE:TX?

:FETCh:DATA:TELecom:GFP:SUPerblock:RATE:TX?

Description

This query returns the rate of frames or payload bytes for superblock.

At *RST condition, this value is device dependent.

Navigation Path: Setup > OTN BERT > Test Configurator > Modify Structure > Client (1GbE) > GFP-T > Results > GFP-T > Superblock > TX > Rate(Unit/s)

Syntax

:FETCh:DATA:TELecom:GFP:SUPerblock:RATE:TX? <wsp><Frames>

Parameter(s)

Frames:

The program data syntax for the first parameter is defined as a <CHARACTER PROGRAM DATA> element.

Selects type of the Trasmitted Frames and Bytes for superblock.

SUPERBLOCKINVALID

Response Syntax

<Frames>

Response(s)

Frames:

The response data syntax for the first parameter is defined as a <NR3 NUMERIC RESPONSE DATA> element.

Returns the Rate of Trasmitted frames or payload bytes.

Example(s)

FETC:DATA:TEL:GFP:SUP:RATE:TX? SUPERBLOCKTOTAL

See Also

FETCh:DATA:TELecom:GFP:OVERview:RATE:RX?

:SENSe:DATA:TELecom:GFP:FRAMe:MISMatch:COUNt?

Description

This query returns the number of frames with fields not matching the expected EXI, UPI, and CID.

At *RST condition, this value is device dependent.

Navigation Path: Results > GFP-F/GFP-T > RX Mismatch

Syntax

:SENSe:DATA:TELecom:GFP:FRAMe:MISMatch:COUNt? <wsp><Mismatch>

Parameter(s)

Mismatch:

The program data syntax for the first parameter is defined as a <CHARACTER PROGRAM DATA> element.

Selects the RX Mismatch identifier.

CIDMIS: CID mismatch

EXIMIS: EXI mismatch

UPIMIS: UPI mismatch

Response Syntax

<Count>

Response(s)

Count:

The response data syntax for the first parameter is defined as a <NR2 NUMERIC RESPONSE DATA> element.

Returns the count.

Example(s)

SENS:DATA:TEL:GFP:FRAM:MISM:COUN? EXIMIS

See Also

SOURce:TELecom:GFP:ERRor:CHANnel:AUTomated:CONTinuous?

Streams - Throughput

:FETCh:DATA:TELecom:ETHernet:STReam:THRoughput:AVERage:VERDict?

Description

This query returns the average throughput verdict status

At *RST condition, this value is device dependent.

Navigation Path: Traffic Gen & Mon > Results > Streams > Throughput > Average

Navigation Path: EtherSAM (Y.1564) > Results > Service Performace > RX Rate (%) > Average.

Syntax

:FETCh:DATA:TELecom:ETHernet:STReam:THRoughput:AVERage:VERDict? <wsp><Stream>,[<Direction>]

Parameter(s)

Stream:

The program data syntax for the first parameter is defined as a <DECIMAL NUMERIC PROGRAM DATA> element.

For TGEN, selects the stream from 1 to 16.

For EtherSAM, selects the Service number 1 to 10.

Direction:

The program data syntax for the second parameter is defined as a <DECIMAL NUMERIC PROGRAM DATA> element.

This parameter is optional

Selects the direction

LTORemote: Local to Remote

RTOLocal: Remote to Local

Response Syntax

<VERDICT Status>

Response(s)

VERDICT Status:

The response data syntax for the first parameter is defined as a <CHARACTER RESPONSE DATA> element.

Returns the Average Throughput Verdict Status

Example(s)

FETC:DATA:TEL:ETH:STR:THR:AVER:VERD? 1

See Also

FETCh:DATA:TELecom:ETHernet:STReam:OOSequence:VERDict? 1, COUNt

:FETCh:DATA:TELecom:ETHernet:STReam:THRoughput:AVERage?

Description

This query returns the average throughput.

At *RST condition, this value is device dependent.

Navigation Path: Traffic Gen & Mon > Results > Stream > Throughput > Average.

Navigation Path: EtherSAM (Y.1564) > Results > Service Performace > RX Rate (%) > Average.

Syntax

:FETCh:DATA:TELecom:ETHernet:STReam:THRoughput:AVERage? <wsp><Tgen>,[<Direction>]

Parameter(s)

Tgen:

The program data syntax for the first parameter is defined as a <DECIMAL NUMERIC PROGRAM DATA> element.

For TGEN,Selects the stream from 1 to 16.

For EtherSAM,Selects the Service number 1 to 10.

Direction:

The program data syntax for the second parameter is defined as a <DECIMAL NUMERIC PROGRAM DATA> element.

Selects the Direction.

(For DTS used both LTOR and RTOL as direction, for Non DTS use LTOR as direction)

LTORemote: Local to Remote

RTOLocal: Remote to Local

Response Syntax

<Average>

Response(s)

Average:

The response data syntax for the first parameter is defined as a <NR2 NUMERIC RESPONSE DATA> element.

Returns the average throughput.

Example(s)

FETC:DATA:TEL:ETH:STR:THR:AVER? 1

See Also

FETCh:DATA:TELecom:ETHernet:STReam:JITTer:CURRent?

:FETCh:DATA:TELecom:ETHernet:STReam:THRoughput:CURRent:TOTal:RXRate?

Description	This query return the Total RX Rate % received. At *RST condition, this value is device dependent. Navigation Path: Traffic Gen & Mon > Results > Stream > Throughput > Total RX Rate %.
Syntax	:FETCh:DATA:TELecom:ETHernet:STReam:THRoughput:CURRent:TOTal:RXRate?
Response Syntax	<Total Rx Rate>
Response(s)	**Total Rx Rate**: The response data syntax for the first parameter is defined as a <NR2 NUMERIC RESPONSE DATA> element. Returns the Total Rx rate value
Example(s)	FETCh:DATA:TELecom:ETHernet:STReam:THRoughput:CURRent:TOTal:RXRate?
See Also	FETCh:DATA:TELecom:ETHernet:STReam:THRoughput:CURRent?

:FETCh:DATA:TELecom:ETHernet:STReam:THRoughput:CURRent:VERDict?

Description	This query returns the current throughput verdict status At *RST condition, this value is device dependent. Navigation Path: Traffic Gen & Mon > Results > Streams > Throughput > Current Navigation Path: EtherSAM (Y.1564) > Results > Service Performace > RX Rate (%) > Current.
Syntax	:FETCh:DATA:TELecom:ETHernet:STReam:THRoughput:CURRent:VERDict? <wsp><Stream>
Parameter(s)	**Stream**: The program data syntax for the first parameter is defined as a <DECIMAL NUMERIC PROGRAM DATA> element. For TGEN, selects the stream from 1 to 16. For EtherSAM, selects the Service number 1 to 10.
Response Syntax	<VERDICT Status>
Response(s)	**VERDICT Status**: The response data syntax for the first parameter is defined as a <CHARACTER RESPONSE DATA> element. Returns the Current Throughput Verdict Status. PASS, verdict is Pass. FAIL, verdict is Fail.
Example(s)	FETC:DATA:TEL:ETH:STR:THR:CURR:VERD? 1
See Also	FETCh:DATA:TELecom:ETHernet:STReam:JITTer:MAXimum:VERDict? 1

:FETCh:DATA:TELecom:ETHernet:STReam:THRoughput:CURRent?

Description

This query returns the Current throughput.

At *RST condition, this value is device dependent.

Navigation Path: Traffic Gen & Mon > Results > Stream > Throughput > Current.

Navigation Path: EtherSAM (Y.1564) > Results > Service Performace > RX Rate (%) > Current.

Syntax

:FETCh:DATA:TELecom:ETHernet:STReam:THRoughput:CURRent? <wsp><Tgen>,[<Direction>]

Parameter(s)

Tgen:

The program data syntax for the first parameter is defined as a <DECIMAL NUMERIC PROGRAM DATA> element.

For TGEN,Selects the stream from 1 to 16.

For EtherSAM,Selects the Service number 1 to 10.

Direction:

The program data syntax for the second parameter is defined as a <DECIMAL NUMERIC PROGRAM DATA> element.

Selects the Direction.

(For DTS used both LTOR and RTOL as direction, for Non DTS use LTOR as direction)

LTORemote: Local to Remote

RTOLocal: Remote to Local

Response Syntax

<Current>

Response(s)

Current:

The response data syntax for the first parameter is defined as a <NR2 NUMERIC RESPONSE DATA> element.

Returns the current throughput.

Example(s)

FETC:DATA:TEL:ETH:STR:THR:CURR? 1

See Also

FETCh:DATA:TELecom:ETHernet:STReam:JITTer:AVERage?

:FETCh:DATA:TELecom:ETHernet:STReam:THRoughput:MAXimum?

Description

This query returns the maximum throughput.

At *RST condition, this value is device dependent.

Navigation Path: Traffic Gen & Mon > Results > Stream > Throughput > Maximum.

Navigation Path: Traffic Gen & MonEtherSAM (Y.1564) > Results > Service Performace > RX Rate (%) > Maximum.

Syntax

:FETCh:DATA:TELecom:ETHernet:STReam:THRoughput:MAXimum? <wsp><Tgen>,[<Direction>]

Parameter(s)

Tgen:

The program data syntax for the first parameter is defined as a <DECIMAL NUMERIC PROGRAM DATA> element.

For TGEN,Selects the stream from 1 to 16.

For EtherSAM,Selects the Service number 1 to 10.

Direction:

The program data syntax for the second parameter is defined as a <DECIMAL NUMERIC PROGRAM DATA> element.

Selects the Direction.

(For DTS used both LTOR and RTOL as direction, for Non DTS use LTOR as direction)

LTORemote: Local to Remote

RTOLocal: Remote to Local

Response Syntax

<Maximum>

Response(s)

Maximum:

The response data syntax for the first parameter is defined as a <NR2 NUMERIC RESPONSE DATA> element.

Returns the maximum throughput

Example(s)

FETC:DATA:TEL:ETH:STR:THR:MAX? 1

See Also

FETCh:DATA:TELecom:ETHernet:STReam:JITTer:MINimum?

:FETCh:DATA:TELecom:ETHernet:STReam:THRoughput:MINimum?

Description

This query returns the minimum throughput.

At *RST condition, this value is device dependent.

Navigation Path: Traffic Gen & Mon > Results > Stream > Throughput > Minimum.

Navigation Path: EtherSAM (Y.1564) > Results > Service Performace > RX Rate (%) > Minimum.

Syntax

:FETCh:DATA:TELecom:ETHernet:STReam:THRoughput:MINimum? <wsp><Tgen>,[<Direction>]

Parameter(s)

Tgen:

The program data syntax for the first parameter is defined as a <DECIMAL NUMERIC PROGRAM DATA> element.

For TGEN,Selects the stream from 1 to 16.

For EtherSAM,Selects the Service number 1 to 10.

Direction:

The program data syntax for the second parameter is defined as a <DECIMAL NUMERIC PROGRAM DATA> element.

Selects the Direction.

(For DTS used both LTOR and RTOL as direction, for Non DTS use LTOR as direction)

LTORemote: Local to Remote

RTOLocal: Remote to Local

Response Syntax

<Minimum>

Response(s)

Minimum:

The response data syntax for the first parameter is defined as a <NR2 NUMERIC RESPONSE DATA> element.

Returns the minimum throughput.

Example(s)

FETC:DATA:TEL:ETH:STR:THR:MIN? 1

See Also

FETCh:DATA:TELecom:ETHernet:STReam:JITTer:MAXimum?

Streams - Jitter

:FETCh:DATA:TELecom:ETHernet:STReam:JITTer:AVERage?

Description	This query returns the average of all valid measured delay variations of jitter At *RST condition, this value is device dependent. Navigation Path: Traffic Gen & Mon > Results > Stream > Jitter > Average. Navigation Path: EtherSAM (Y.1564) > Results > Service Performace > Jitter > Average.
Syntax	:FETCh:DATA:TELecom:ETHernet:STReam:JITTer:AVERage? <wsp><Tgen>,[<Direction>]
Parameter(s)	**Tgen**: The program data syntax for the first parameter is defined as a <DECIMAL NUMERIC PROGRAM DATA> element. For TGEN,Selects the stream from 1 to 16. For EtherSAM,Selects the Service number 1 to 10. **Direction**: The program data syntax for the second parameter is defined as a <DECIMAL NUMERIC PROGRAM DATA> element. Selects the Direction. (For DTS used both LTOR and RTOL as direction, for Non DTS use LTOR as direction) LTORemote: Local to Remote RTOLocal: Remote to Local
Response Syntax	<Average>
Response(s)	**Average**: The response data syntax for the first parameter is defined as a <STRING RESPONSE DATA> element. Returns the average of all valid measured delay variations of jitter.
Example(s)	FETC:DATA:TEL:ETH:STR:JITT:AVER? 1
See Also	FETCh:DATA:TELecom:ETHernet:STReam:THRoughput:CURRent?

:FETCh:DATA:TELecom:ETHernet:STReam:JITTer:CURRent?

Description

This query returns the current of all valid measured delay variations of jitter

At *RST condition, this value is device dependent.

Navigation Path: Traffic Gen & Mon > Results > Stream > Jitter > Current.

Navigation Path: EtherSAM (Y.1564) > Results > Service Performace > Jitter > Current.

Syntax

:FETCh:DATA:TELecom:ETHernet:STReam:JITTer:CURRent? <wsp><Tgen>,[<Direction>]

Parameter(s)

Tgen:

The program data syntax for the first parameter is defined as a <DECIMAL NUMERIC PROGRAM DATA> element.

For TGEN,Selects the stream from 1 to 16.

For EtherSAM,Selects the Service number 1 to 10.

Direction:

The program data syntax for the second parameter is defined as a <DECIMAL NUMERIC PROGRAM DATA> element.

Selects the Direction.

(For DTS used both LTOR and RTOL as direction, for Non DTS use LTOR as direction)

LTORemote: Local to Remote

RTOLocal: Remote to Local

Response Syntax

<Current>

Response(s)

Current:

The response data syntax for the first parameter is defined as a <STRING RESPONSE DATA> element.

Returns the current of all valid measured delay variations of jitter.

Example(s)

FETC:DATA:TEL:ETH:STR:JITT:CURR? 1

See Also

FETCh:DATA:TELecom:ETHernet:STReam:THRoughput:AVERage?

:FETCh:DATA:TELecom:ETHernet:STReam:JITTer:ESTimate?

Description

This query returns the estimated of all valid measured delay variations of jitter

At *RST condition, this value is device dependent.

Navigation Path: Traffic Gen & Mon > Results > Stream > Jitter > Estimated.

Navigation Path: EtherSAM (Y.1564) > Results > Service Performace > Jitter > Estimated.

Syntax

:FETCh:DATA:TELecom:ETHernet:STReam:JITTer:ESTimate? <wsp><Tgen>,[<Direction>]

Parameter(s)

Tgen:

The program data syntax for the first parameter is defined as a <DECIMAL NUMERIC PROGRAM DATA> element.

For TGEN,Selects the stream from 1 to 16.

For EtherSAM,Selects the Service number 1 to 10.

Direction:

The program data syntax for the second parameter is defined as a <DECIMAL NUMERIC PROGRAM DATA> element.

Selects the Direction.

(For DTS used both LTOR and RTOL as direction, for Non DTS use LTOR as direction)

LTORemote: Local to Remote

RTOLocal: Remote to Local

Response Syntax

<Estimated>

Response(s)

Estimated:

The response data syntax for the first parameter is defined as a <STRING RESPONSE DATA> element.

Returns the estimated of all valid measured delay variations of jitter.

Example(s)

FETC:DATA:TEL:ETH:STR:JITT:EST? 1

See Also

FETCh:DATA:TELecom:ETHernet:STReam:THRoughput:MAXimum?

:FETCh:DATA:TELecom:ETHernet:STReam:JITTer:MAXimum:VERDict?

Description

This query returns the Maximum Jitter Verdict status

At *RST condition, this value is device dependent.

Navigation Path: Traffic Gen & Mon > Results > Streams > Jitter > Maximum

Navigation Path: EtherSAM (Y.1564) > Results > Service Performace > Jitter > Maximum.

Syntax

:FETCh:DATA:TELecom:ETHernet:STReam:JITTer:MAXimum:VERDict? <wsp><Stream>,[<Direction>]

Parameter(s)

Stream:

The program data syntax for the first parameter is defined as a <DECIMAL NUMERIC PROGRAM DATA> element.

For TGEN, selects the stream from 1 to 16.

For EtherSAM, selects the Service number 1 to 10.

Direction:

The program data syntax for the second parameter is defined as a <DECIMAL NUMERIC PROGRAM DATA> element.

This parameter is optional

Selects the direction

LTORemote: Local to Remote

RTOLocal: Remote to Local

Response Syntax

<VERDICT Status>

Response(s)

VERDICT Status:

The response data syntax for the first parameter is defined as a <CHARACTER RESPONSE DATA> element.

Returns the maximum Jitter Verdict Status

PASS, verdict is Pass.

FAIL, verdict is Fail.

Example(s)

FETC:DATA:TEL:ETH:STR:JITT:MAX:VERD? 1

See Also

FETCh:DATA:TELecom:ETHernet:STReam:THRoughput:CURRent:VERDict? 1

:FETCh:DATA:TELecom:ETHernet:STReam:JITTer:MAXimum?

Description

This query returns the maximum measured delay variations of the jitter

At *RST condition, this value is device dependent.

Navigation Path: Traffic Gen & Mon > Results > Stream > Jitter > Maximum.

Navigation Path: EtherSAM (Y.1564) > Results > Service Performace > Jitter > Maximum.

Syntax

:FETCh:DATA:TELecom:ETHernet:STReam:JITTer:MAXimum? <wsp><Tgen>,[<Direction>]

Parameter(s)

Tgen:

The program data syntax for the first parameter is defined as a <DECIMAL NUMERIC PROGRAM DATA> element.

For TGEN,Selects the stream from 1 to 16.

For EtherSAM,Selects the Service number 1 to 10.

Direction:

The program data syntax for the second parameter is defined as a <DECIMAL NUMERIC PROGRAM DATA> element.

Selects the Direction.

(For DTS used both LTOR and RTOL as direction, for Non DTS use LTOR as direction)

LTORemote: Local to Remote

RTOLocal: Remote to Local

Response Syntax

<Maximum>

Response(s)

Maximum:

The response data syntax for the first parameter is defined as a <STRING RESPONSE DATA> element.

Returns the maximum measured delay variations of jitter.

Example(s)

FETC:DATA:TEL:ETH:STR:JITT:MAX? 1

See Also

FETCh:DATA:TELecom:ETHernet:STReam:THRoughput:MINimum?

:FETCh:DATA:TELecom:ETHernet:STReam:JITTer:MINimum?

Description

This query returns the minimum measured delay variations of the jitter

At *RST condition, this value is device dependent.

Navigation Path: Traffic Gen & Mon > Results > Stream > Jitter > Minimum.

Navigation Path: EtherSAM (Y.1564) > Results > Service Performace > Jitter > Minimum.

Syntax

:FETCh:DATA:TELecom:ETHernet:STReam:JITTer:MINimum? <wsp><Tgen>,[<Direction>]

Parameter(s)

Tgen:

The program data syntax for the first parameter is defined as a <DECIMAL NUMERIC PROGRAM DATA> element.

For TGEN,Selects the stream from 1 to 16.

For EtherSAM,Selects the Service number 1 to 10.

Direction:

The program data syntax for the second parameter is defined as a <DECIMAL NUMERIC PROGRAM DATA> element.

Selects the Direction.

(For DTS used both LTOR and RTOL as direction, for Non DTS use LTOR as direction)

LTORemote: Local to Remote

RTOLocal: Remote to Local

Response Syntax

<Minimum>

Response(s)

Minimum:

The response data syntax for the first parameter is defined as a <STRING RESPONSE DATA> element.

Returns the minimum measured delay variations of jitter.

Example(s)

FETC:DATA:TEL:ETH:STR:JITT:MIN? 1

See Also

FETCh:DATA:TELecom:ETHernet:STReam:THRoughput:MAXimum?

Streams - Latency

:FETCh:DATA:TELecom:ETHernet:STReam:LATency:AVERage?

Description

This query returns the Average Latency in ms.

At *RST condition, this value is device dependent.

Navigation Path for Traffic Gen & Mon: Results > Stream > Latency > Average

Navigation Path for EtherSAM (Y.1564): Results > Service Performace > Latency > Average

Navigation Path for EtherBERT: Results > Summary > Latency > Average

Syntax

:FETCh:DATA:TELecom:ETHernet:STReam:LATency:AVERage? <wsp><Tgen>,[<Direction>]

Parameter(s)

Tgen:

The program data syntax for the first parameter is defined as a <DECIMAL NUMERIC PROGRAM DATA> element.

For Traffic Gen & Mon, selects the stream from 1 to 16.

For EtherSAM, selects the Service number 1 to 10.

For EtherBERT, selects the stream 1.

Direction:

The program data syntax for the second parameter is defined as a <DECIMAL NUMERIC PROGRAM DATA> element.

Selects the Direction. Not used with EtherBERT.

(For DTS used both LTOR and RTOL as direction, for Non DTS use LTOR as direction)

LTORemote: Local to Remote

RTOLocal: Remote to Local

Response Syntax

<Average>

Response(s)

Average:

The response data syntax for the first parameter is defined as a <STRING RESPONSE DATA> element.

Returns the average latency

Example(s)

FETC:DATA:TEL:ETH:STR:LAT:AVER? 1

See Also

FETCh:DATA:TELecom:ETHernet:ERRor:SANalyzer:SEConds?

:FETCh:DATA:TELecom:ETHernet:STReam:LATency:CURRent?

Description

This query returns the Current Latency in ms.

At *RST condition, this value is device dependent.

Navigation Path for Traffic Gen & Mon: Results > Stream > Latency > Current

Navigation Path for EtherSAM (Y.1564): Results > Service Performace > Latency > Current

Navigation Path for EtherBERT: Results > SUmmary > Latency > Current

Syntax

:FETCh:DATA:TELecom:ETHernet:STReam:LATency:CURRent? <wsp><Tgen>,[<Direction>]

Parameter(s)

Tgen:

The program data syntax for the first parameter is defined as a <DECIMAL NUMERIC PROGRAM DATA> element.

For Traffic Gen & Mon, selects the stream from 1 to 16.

For EtherSAM, selects the Service number 1 to 10.

For EtherBERT, selects the stream 1.

Direction:

The program data syntax for the second parameter is defined as a <DECIMAL NUMERIC PROGRAM DATA> element.

Selects the Direction. Not used with EtherBERT.

(For DTS used both LTOR and RTOL as direction, for Non DTS use LTOR as direction)

LTORemote: Local to Remote

RTOLocal: Remote to Local

Response Syntax

<Current>

Response(s)

Current:

The response data syntax for the first parameter is defined as a <STRING RESPONSE DATA> element.

Returns the current latency.

Example(s)

FETC:DATA:TEL:ETH:STR:LAT:CURR? 1

See Also

FETCh:DATA:TELecom:ETHernet:ERRor:SANalyzer:COUNt?

:FETCh:DATA:TELecom:ETHernet:STReam:LATency:MAXimum:VERDict?

Description

This query returns the Maximum Latency Verdict status

At *RST condition, this value is device dependent.

Navigation Path for Traffic Gen & Mon: Results > Stream > Latency > Maximum - Verdict

Navigation Path for EtherSAM (Y.1564): Results > Service Performace > Latency > Maximum - Verdict

Navigation Path for EtherBERT: Results > SUmmary > Latency > Maximum - Verdict

Syntax

:FETCh:DATA:TELecom:ETHernet:STReam:LATency:MAXimum:VERDict? <wsp><Stream>,[<Direction>]

Parameter(s)

Stream:

The program data syntax for the first parameter is defined as a <DECIMAL NUMERIC PROGRAM DATA> element.

For Traffic Gen & Mon, selects the stream from 1 to 16.

For EtherSAM, selects the Service number 1 to 10.

For EtherBERT, selects the stream 1.

Direction:

The program data syntax for the second parameter is defined as a <DECIMAL NUMERIC PROGRAM DATA> element.

Selects the direction. Not used with EtherBERT.

LTORemote: Local to Remote

RTOLocal: Remote to Local

Response Syntax

<VERDICT Status>

Response(s)

VERDICT Status:

The response data syntax for the first parameter is defined as a <CHARACTER RESPONSE DATA> element.

Returns the Maximum Latency Verdict Status.

PASS, verdict is Pass.

FAIL, verdict is Fail.

Example(s)

FETC:DATA:TEL:ETH:STR:LAT:MAX:VERD? 1

See Also

FETCh:DATA:TELecom:ETHernet:STReam:FLOSs:VERDict? 1, RATE

:FETCh:DATA:TELecom:ETHernet:STReam:LATency:MAXimum?

Description

This query returns the Maximum Latency in ms.

At *RST condition, this value is device dependent.

Navigation Path for Traffic Gen & Mon: Results > Stream > Latency > Maximum

Navigation Path for EtherSAM (Y.1564): Results > Service Performace > Latency > Maximum

Navigation Path for EtherBERT: Results > SUmmary > Latency > Maximum

Syntax

:FETCh:DATA:TELecom:ETHernet:STReam:LATency:MAXimum? <wsp><Tgen>,[<Direction>]

Parameter(s)

Tgen:

The program data syntax for the first parameter is defined as a <DECIMAL NUMERIC PROGRAM DATA> element.

For Traffic Gen & Mon, selects the stream from 1 to 16.

For EtherSAM, selects the Service number 1 to 10.

For EtherBERT, selects the stream 1.

Direction:

The program data syntax for the second parameter is defined as a <DECIMAL NUMERIC PROGRAM DATA> element.

Selects the Direction. Not used with EtherBERT.

(For DTS used both LTOR and RTOL as direction, for Non DTS use LTOR as direction)

LTORemote: Local to Remote

RTOLocal: Remote to Local

Response Syntax

<Maximum>

Response(s)

Maximum:

The response data syntax for the first parameter is defined as a <STRING RESPONSE DATA> element.

Returns the maximum latency

Example(s)

FETC:DATA:TEL:ETH:STR:LAT:MAX? 1

See Also

FETCh:DATA:TELecom:ETHernet:ERRor:SANalyzer:HISTory?

:FETCh:DATA:TELecom:ETHernet:STReam:LATency:MINimum?

Description

This query returns the Minimum Latency in ms.

At *RST condition, this value is device dependent.

Navigation Path for Traffic Gen & Mon: Results > Stream > Latency > Minimum

Navigation Path for EtherSAM (Y.1564): Results > Service Performace > Latency > Minimum

Navigation Path for EtherBERT: Results > SUmmary > Latency > Minimum

Syntax

:FETCh:DATA:TELecom:ETHernet:STReam:LATency:MINimum? <wsp><Tgen>,[<Direction>]

Parameter(s)

Tgen:

The program data syntax for the first parameter is defined as a <DECIMAL NUMERIC PROGRAM DATA> element.

For Traffic Gen & Mon, selects the stream from 1 to 16.

For EtherSAM, selects the Service number 1 to 10.

For EtherBERT, selects the stream 1.

Direction:

The program data syntax for the second parameter is defined as a <DECIMAL NUMERIC PROGRAM DATA> element.

Selects the Direction. Not used with EtherBERT.

(For DTS used both LTOR and RTOL as direction, for Non DTS use LTOR as direction)

LTORemote: Local to Remote

RTOLocal: Remote to Local

Response Syntax

<Minimum>

Response(s)

Minimum:

The response data syntax for the first parameter is defined as a <STRING RESPONSE DATA> element.

Returns the mimum latency

Example(s)

FETC:DATA:TEL:ETH:STR:LAT:MIN? 1

See Also

FETCh:DATA:TELecom:ETHernet:ERRor:SANalyzer:CURRent?

Streams - Frame Loss / Out-of-Sequence

:FETCh:DATA:TELecom:ETHernet:ERRor:SANalyzer:COUNt?

Description

This query returns the count of QoS Metrics (per Stream/Service) errors.

At *RST condition, this value is device dependent.

Navigation Path: Results > Stream > Frame Loss / Out-of-Sequece.

Navigation Path: Results > Service Performace > Frame Loss / Out-of-Sequece.

Syntax

:FETCh:DATA:TELecom:ETHernet:ERRor:SANalyzer:COUNt? <wsp><Tgen>, <Error>,[<Direction>]

Parameter(s)

Tgen:

The program data syntax for the first parameter is defined as a <DECIMAL NUMERIC PROGRAM DATA> element.

For Traffic Gen & Mon, selects the stream number from 1 to 16.

For EtherSAM, selects the service number from 1 to 10.

Error:

The program data syntax for the second parameter is defined as a <CHARACTER PROGRAM DATA> element.

Selects the error:

FLOSs: Frame Loss

OUTSequence: Out-of-Seq.

Direction:

The program data syntax for the third parameter is defined as a <DECIMAL NUMERIC PROGRAM DATA> element.

Selects the direction. For non-DTS use LTOR as direction.

LTORemote: Local to Remote

RTOLocal: Remote to Local

Response Syntax

<Count>

:FETCh:DATA:TELecom:ETHernet:ERRor:SANalyzer:COUNt?

Response(s)	**Count**: The response data syntax for the first parameter is defined as a <NR2 NUMERIC RESPONSE DATA> element. Returns the count of errors.
Example(s)	FETC:DATA:TEL:ETH:ERR:SAN:COUN? 1, FLOSs
See Also	FETCh:DATA:TELecom:EOTN:ERRor:PHYSical:CURRent?

:FETCh:DATA:TELecom:ETHernet:ERRor:SANalyzer:CURRent?

Description

his query returns the current status of QoS Metrics (per Stream/Service) error.

At *RST condition, this value is device dependent.

Navigation Path: Results > Stream > Frame Loss / Out-of-Sequece.

Navigation Path: Results > Service Performace > Frame Loss / Out-of-Sequece.

Syntax

:FETCh:DATA:TELecom:ETHernet:ERRor:SANalyzer:CURRent? <wsp><Tgen>, <Error>,[<Direction>]

Parameter(s)

Tgen:

The program data syntax for the first parameter is defined as a <DECIMAL NUMERIC PROGRAM DATA> element.

For Traffic Gen & Mon, selects the stream number from 1 to 16.

For EtherSAM, selects the service number from 1 to 10.

Error:

The program data syntax for the second parameter is defined as a <CHARACTER PROGRAM DATA> element.

Selects the error:

FLOSs: Frame Loss

OUTSequence: Out-of-Seq.

Direction:

The program data syntax for the third parameter is defined as a <DECIMAL NUMERIC PROGRAM DATA> element.

Selects the direction. For non-DTS use LTOR as direction.

LTORemote: Local to Remote

RTOLocal: Remote to Local

Response Syntax

<Current>

:FETCh:DATA:TELecom:ETHernet:ERRor:SANalyzer:CURRent?

Response(s)

Current:

The response data syntax for the first parameter is defined as a <CHARACTER RESPONSE DATA> element.

Returns the current error status:

PRESENT: An error has occurred in the last second.

ABSENT: No error has occurred in the last second.

INACTIVE: No test result available.

Example(s)

FETC:DATA:TEL:ETH:ERR:SAN:CURR? 1, FLOSs

See Also

FETCh:DATA:TELecom:EOTN:ERRor:PHYSical:RATE?

:FETCh:DATA:TELecom:ETHernet:ERRor:SANalyzer:HISTory?

Description

This query returns the history status of QoS Metrics (per Stream/Service) error.

At *RST condition, this value is device dependent.

Navigation Path: Results > Stream > Frame Loss / Out-of-Sequece.

Navigation Path: Results > Service Performace > Frame Loss / Out-of-Sequece.

Syntax

:FETCh:DATA:TELecom:ETHernet:ERRor:SANalyzer:HISTory? <wsp><Tgen>, <Error>,[<Direction>]

Parameter(s)

Tgen:

The program data syntax for the first parameter is defined as a <DECIMAL NUMERIC PROGRAM DATA> element.

For Traffic Gen & Mon, selects the stream number from 1 to 16.

For EtherSAM, selects the service number from 1 to 10.

Error:

The program data syntax for the second parameter is defined as a <CHARACTER PROGRAM DATA> element.

Selects the error:

FLOSs: Frame Loss

OUTSequence: Out-of-Seq.

Direction:

The program data syntax for the third parameter is defined as a <DECIMAL NUMERIC PROGRAM DATA> element.

Selects the direction. For non-DTS use LTOR as direction.

LTORemote: Local to Remote

RTOLocal: Remote to Local

Response Syntax

<History>

:FETCh:DATA:TELecom:ETHernet:ERRor:SANalyzer:HISTory?

Response(s)

History:

The response data syntax for the first parameter is defined as a <CHARACTER RESPONSE DATA> element.

Returns the history error status:

PRESENT: At least one error has occurred during the test.

ABSENT: No error has occurred during the test.

INACTIVE: No test result available.

Example(s)

FETC:DATA:TEL:ETH:ERR:SAN:HIST? 1, FLOSs

See Also

FETCh:DATA:TELecom:EOTN:ERRor:PHYSical:RATE?

:FETCh:DATA:TELecom:ETHernet:ERRor:SANalyzer:RATE?

Description

This query returns the current rate of QoS Metrics (per Stream/Service) error.

At *RST condition, this value is device dependent.

Navigation Path: Results > Stream > Frame Loss / Out-of-Sequece.

Navigation Path: Results > Service Performace > Frame Loss / Out-of-Sequece.

Syntax

:FETCh:DATA:TELecom:ETHernet:ERRor:SANalyzer:RATE? <wsp><Tgen>, <Error>,[<Direction>]

Parameter(s)

Tgen:

The program data syntax for the first parameter is defined as a <DECIMAL NUMERIC PROGRAM DATA> element.

For Traffic Gen & Mon, selects the stream number from 1 to 16.

For EtherSAM, selects the service number from 1 to 10.

Error:

The program data syntax for the second parameter is defined as a <CHARACTER PROGRAM DATA> element.

Selects the error:

FLOSs: Frame Loss

OUTSequence: Out-of-Seq.

Direction:

The program data syntax for the third parameter is defined as a <DECIMAL NUMERIC PROGRAM DATA> element.

Selects the direction. For non-DTS use LTOR as direction.

LTORemote: Local to Remote

RTOLocal: Remote to Local

Response Syntax

<Rate>

Response(s)

Rate:

The response data syntax for the first parameter is defined as a <NR3 NUMERIC RESPONSE DATA> element.

Returns the current error rate.

Example(s)

FETC:DATA:TEL:ETH:ERR:SAN:RATE? 1, FLOSs

See Also

FETCh:DATA:TELecom:EOTN:ERRor:PHYSical:HISTory?

:FETCh:DATA:TELecom:ETHernet:ERRor:SANalyzer:SEConds?

Description

This query returns the number of seconds within which QoS Metrics (per Stream/Service) error occurred.

At *RST condition, this value is device dependent.

Navigation Path: Results > Stream > Frame Loss / Out-of-Sequece.

Navigation Path: Results > Service Performace > Frame Loss / Out-of-Sequece.

Syntax

:FETCh:DATA:TELecom:ETHernet:ERRor:SANalyzer:SEConds? <wsp><Tgen>, <Error>,[<Direction>]

Parameter(s)

Tgen:

The program data syntax for the first parameter is defined as a <DECIMAL NUMERIC PROGRAM DATA> element.

For Traffic Gen & Mon, selects the stream number from 1 to 16.

For EtherSAM, selects the service number from 1 to 10.

Error:

The program data syntax for the second parameter is defined as a <CHARACTER PROGRAM DATA> element.

Selects the error:

FLOSs: Frame Loss

OUTSequence: Out-of-Seq.

Direction:

The program data syntax for the third parameter is defined as a <DECIMAL NUMERIC PROGRAM DATA> element.

Selects the direction. For non-DTS use LTOR as direction.

LTORemote: Local to Remote

RTOLocal: Remote to Local

Response Syntax

<Seconds>

Response(s)

Seconds:

The response data syntax for the first parameter is defined as a <NR1 NUMERIC RESPONSE DATA> element.

Returns the number of seconds in error.

Example(s)

FETC:DATA:TEL:ETH:ERR:SAN:SEC? 1, FLOSs

See Also

FETCh:DATA:TELecom:EOTN:ERRor:PHYSical:COUNt?

:FETCh:DATA:TELecom:ETHernet:STReam:FLOSs:VERDict?

Description

This query returns the Frame Loss COUNT/RATE Verdict status

At *RST condition, this value is device dependent.

Navigation Path: Traffic Gen & Mon > Results > Streams > Frame Loss /Out Of Sequence > Frame Loss

Navigation Path: EtherSAM (Y.1564) > Results > Service Performace > Frame Loss

Syntax

:FETCh:DATA:TELecom:ETHernet:STReam:FLOSs:VERDict? <wsp><Stream>, <Type>,[<Direction>]

Parameter(s)

Stream:

The program data syntax for the first parameter is defined as a <DECIMAL NUMERIC PROGRAM DATA> element.

For TGEN, selects the stream from 1 to 16.

For EtherSAM, selects the Service number 1 to 10.

Type:

The program data syntax for the second parameter is defined as a <CHARACTER PROGRAM DATA> element.

Selects Frameloss Type.

COUNt

RATE

Direction:

The program data syntax for the third parameter is defined as a <DECIMAL NUMERIC PROGRAM DATA> element.

This parameter is optional

Selects the direction

LTORemote: Local to Remote

RTOLocal: Remote to Local

Response Syntax

<VERDICT Status>

:FETCh:DATA:TELecom:ETHernet:STReam:FLOSs:VERDict?

Response(s)

VERDICT Status:

The response data syntax for the first parameter is defined as a <CHARACTER RESPONSE DATA> element.

Returns the Frame Loss Verdict Status.

PASS, verdict is Pass.

FAIL, verdict is Fail.

Example(s)

FETC:DATA:TEL:ETH:STR:FLOS:VERD? 1, RATE

See Also

FETCh:DATA:TELecom:ETHernet:STReam:LATency:MAXimum:VERDict? 1

:FETCh:DATA:TELecom:ETHernet:STReam:OOSequence:VERDict?

Description

This query returns the Out Of Sequence COUNT/RATE Verdict status

At *RST condition, this value is device dependent.

Navigation Path: Traffic Gen & Mon > Results > Streams > Frame Loss /Out Of Sequence > Out Of Sequence

Navigation Path: EtherSAM (Y.1564) > Results > Service Performace > Out-Of-Sequence

Syntax

:FETCh:DATA:TELecom:ETHernet:STReam:OOSequence:VERDict? <wsp><Stream>, <Type>,[<Direction>]

Parameter(s)

Stream:

The program data syntax for the first parameter is defined as a <DECIMAL NUMERIC PROGRAM DATA> element.

For TGEN, selects the stream from 1 to 16.

For EtherSAM, selects the Service number 1 to 10.

Type:

The program data syntax for the second parameter is defined as a <CHARACTER PROGRAM DATA> element.

Selects Frameloss Type.

COUNt

RATE

Direction:

The program data syntax for the third parameter is defined as a <DECIMAL NUMERIC PROGRAM DATA> element.

This parameter is optional

Selects the direction

LTORemote: Local to Remote

RTOLocal: Remote to Local

Response Syntax

<VERDICT Status>

:FETCh:DATA:TELecom:ETHernet:STReam:OOSequence:VERDict?

Response(s)	**VERDICT Status**: The response data syntax for the first parameter is defined as a <CHARACTER RESPONSE DATA> element. Returns the Out Of Sequence Verdict Status. PASS, verdict is Pass. FAIL, verdict is Fail.
Example(s)	FETC:DATA:TEL:ETH:STR:OOS:VERD? 1, COUNt
See Also	FETCh:DATA:TELecom:ETHernet:STReam:THRoughput:AVERage:VERDict? 1

Quality Level (1588 PTP)

:FETCh:DATA:TELecom:PACKetsync:PTP:QL:MESSege:COUNt?

Description	This query returns the count of each Quality Level message Navigation Path: Results > Quality Level > count
Syntax	:FETCh:DATA:TELecom:PACKetsync:PTP:QL:MESSege:COUNt? <wsp><Message Count>

:FETCh:DATA:TELecom:PACKetsync:PTP:QL:MESSege:COUNt?

Parameter(s)

Message Count:

The program data syntax for the first parameter is defined as a <CHARACTER PROGRAM DATA> element.

Configure an Expected Quality Level value.

QLPRS: QL-PRS (default) 80 Primary Reference Source Traceable (G.811)

QLSTUUNK: QL-STU/UNK 82 Synchronized

QLPRC: QL-PRC 84 Primary Reference Clock Traceable (G.811)

QLST2: QL-ST2 86 Traceable to Stratum 2 (G.812 Type II)

QLINV3: QL-INV3 88 Quality Level Invalid 3

QLSSUATNC:QL-SSU-A/TNC 90 Type I or V slave clock (G.812)

Traceable to Transit Node Clock (G.812 Type V)

QLINV5: QL-INV5 92 Quality Level Invalid 5

QLINV6: QL-INV6 94 Quality Level Invalid 6

QLSSUB: QL-SSU-B 96 Type VI slave clock (G.812)

QLINV9: QL-INV9 98 Quality Level Invalid 9

QLST3E: QL-ST3E 100 Traceable to Stratum 3E (G.812 Type III)

QLEEC2ST3: QL-EEC2/ST3 102 Ethernet

Traceable to Stratum 3 (G.812 Type IV)

QLEEC1SEC: QL-EEC1/SEC 104 Ethernet

Synchronous Equipment Clock (G.813 or G.8262, Option 1)

QLSMC: QL-SMC 106 Traceable to SONET Minimum Clock (G.813 or G.8262, Option 2)

QLPROV: QL-PROV 108 Provisionable by the Network Operator (PNO)

QLDNUDUS: QL-DNU/DUS 110 Do Not Use

Do Not Use for Synchronization

QLPRCPRS6: QL-PRC/PRS PRS traceable (Recommendation G.811).

QLPRCPRS7: QL-PRC/PRS PRS traceable (Recommendation G.811).

QLPRCPRS135: QL-PRC/PRS PRS traceable (Recommendation G.811).

QLPRCPRS140: QL-PRC/PRS PRS traceable (Recommendation G.811).

QLSSUAST2: QL-SSU-A/ST2 Traceable to Stratum 2 (Recommendation G.812, Type II).

QLSSUBST3E: QL-SSU-B/ST3E Traceable to Stratum 3E (Recommendation G.812, Type III).

Response Syntax

<Count>

:FETCh:DATA:TELecom:PACKetsync:PTP:QL:MESSege:COUNt?

Response(s)

Count:

The response data syntax for the first parameter is defined as a <NR1 NUMERIC RESPONSE DATA> element.

Returns the count of each Quality Level message

Example(s)

FETC:DATA:TEL:PACK:PTP:QL:MESS:COUN? QLPRC

See Also

FETCh:DATA:TELecom:PACKetsync:PTP:RX:SYNC:GRANt:COUNt?

:FETCh:DATA:TELecom:PACKetsync:PTP:QL:OTHer?

Description	This query returns the count of other values of Quality Level message. Navigation Path: Results > Quality Level > Other
Syntax	:FETCh:DATA:TELecom:PACKetsync:PTP:QL:OTHer?
Response Syntax	<Count>
Response(s)	**Count**: The response data syntax for the first parameter is defined as a <NR1 NUMERIC RESPONSE DATA> element. Returns count of other QL codes.
Example(s)	FETC:DATA:TEL:PACK:PTP:QL:OTH?
See Also	FETCh:DATA:TELecom:PACKetsync:PTP:RX:DELay:RESPonse:GRANt:COUNt?

:FETCh:DATA:TELecom:PACKetsync:PTP:QL:TOTal?

Description

This query returns the total of Quality Level messages.

Navigation Path: Results > Quality Level > Total

Syntax

:FETCh:DATA:TELecom:PACKetsync:PTP:QL:TOTal?

Response Syntax

<Total>

Response(s)

Total:

The response data syntax for the first parameter is defined as a <NR1 NUMERIC RESPONSE DATA> element.

Returns the total of Quality Level messages

Example(s)

FETC:DATA:TEL:PACK:PTP:QL:TOT?

See Also

FETCh:DATA:TELecom:PACKetsync:PTPStat:RX:DELay:RESPonse:COUNt?

Quality Level (SyncE)

:SENSe:DATA:TELecom:PACKetsync:SYNCe:QLRX:EVENt?

Description

This query returns the RX Event

At *RST condition, this value is set to device-dependent.

Navigation Path: Test App > SyncE > Results > Quality Level > QL > RX Event

Syntax

:SENSe:DATA:TELecom:PACKetsync:SYNCe:QLRX:EVENt? <wsp><QLRX>

Parameter(s)

QLRX:

The program data syntax for the first parameter is defined as a <CHARACTER PROGRAM DATA> element.

Configure an Expected Quality Level value.

QLPRS: QL-PRS (default) 80 Primary Reference Source Traceable (G.811)

QLSTUUNK: QL-STU/UNK 82 Synchronized

QLPRC: QL-PRC 84 Primary Reference Clock Traceable (G.811)

QLST2: QL-ST2 86 Traceable to Stratum 2 (G.812 Type II)

QLINV3: QL-INV3 88 Quality Level Invalid 3

QLSSUATNC: QL-SSU-A/TNC 90 Type I or V slave clock (G.812)

Traceable to Transit Node Clock (G.812 Type V)

QLINV5: QL-INV5 92 Quality Level Invalid 5

QLINV6: QL-INV6 94 Quality Level Invalid 6

QLSSUB: QL-SSU-B 96 Type VI slave clock (G.812)

QLINV9: QL-INV9 98 Quality Level Invalid 9

QLST3E: QL-ST3E 100 Traceable to Stratum 3E (G.812 Type III)

QLEEC2ST3: QL-EEC2/ST3 102 Ethernet

Traceable to Stratum 3 (G.812 Type IV)

QLEEC1SEC: QL-EEC1/SEC 104 Ethernet

Synchronous Equipment Clock (G.813 or G.8262, Option 1)

QLSMC: QL-SMC 106 Traceable to SONET Minimum Clock (G.813 or G.8262, Option 2)

QLPROV: QL-PROV 108 Provisionable by the Network Operator (PNO)

QLDNUDUS: QL-DNU/DUS 110 Do Not Use

Do Not Use for Synchronization

Response Syntax

<Event>

:SENSe:DATA:TELecom:PACKetsync:SYNCe:QLRX:EVENt?

Response(s)

Event:

The response data syntax for the first parameter is defined as a <NR1 NUMERIC RESPONSE DATA> element.

Returns RX Event

Example(s)

SENS:DATA:TEL:PACK:SYNC:QLRX:EVEN? QLSTUUNK

See Also

SENSe:DATA:TELecom:PACKetsync:SYNCe:QLTX:EVENt?

:SENSe:DATA:TELecom:PACKetsync:SYNCe:QLRX:INFormation?

Description

This query returns the RX Information

At *RST condition, this value is set to device-dependent.

Navigation Path: Test App > SyncE > Results > Quality Level > QL > RX Information

Syntax

:SENSe:DATA:TELecom:PACKetsync:SYNCe:QLRX:INFormation? <wsp><QLRX>

Parameter(s)

QLRX:

The program data syntax for the first parameter is defined as a <CHARACTER PROGRAM DATA> element.

Selects the Quality Level/PTP Clock Class

QLPRS: QL-PRS (default) 80 Primary Reference Source Traceable (G.811)

QLSTUUNK: QL-STU/UNK 82 Synchronized

QLPRC: QL-PRC 84 Primary Reference Clock Traceable (G.811)

QLST2: QL-ST2 86 Traceable to Stratum 2 (G.812 Type II)

QLINV3: QL-INV3 88 Quality Level Invalid 3

QLSSUATNC: QL-SSU-A/TNC 90 Type I or V slave clock (G.812)

Traceable to Transit Node Clock (G.812 Type V)

QLINV5: QL-INV5 92 Quality Level Invalid 5

QLINV6: QL-INV6 94 Quality Level Invalid 6

QLSSUB: QL-SSU-B 96 Type VI slave clock (G.812)

QLINV9: QL-INV9 98 Quality Level Invalid 9

QLST3E: QL-ST3E 100 Traceable to Stratum 3E (G.812 Type III)

QLEEC2ST3: QL-EEC2/ST3 102 Ethernet

Traceable to Stratum 3 (G.812 Type IV)

QLEEC1SEC: QL-EEC1/SEC 104 Ethernet

Synchronous Equipment Clock (G.813 or G.8262, Option 1)

QLSMC: QL-SMC 106 Traceable to SONET Minimum Clock (G.813 or G.8262, Option 2)

QLPROV: QL-PROV 108 Provisionable by the Network Operator (PNO)

QLDNUDUS: QL-DNU/DUS 110 Do Not Use

Do Not Use for Synchronization

Response Syntax

<Information>

:SENSe:DATA:TELecom:PACKetsync:SYNCe:QLRX:INFormation?

Response(s)

Information:

The response data syntax for the first parameter is defined as a <NR1 NUMERIC RESPONSE DATA> element.

Returns RX Information

Example(s)

SENS:DATA:TEL:PACK:SYNC:QLRX:INF? QLSTUUNK

See Also

SENSe:DATA:TELecom:PACKetsync:SYNCe:QLTX:INFormation?

:SENSe:DATA:TELecom:PACKetsync:SYNCe:QLTX:EVENt?

Description

This query returns the QLTX Event

At *RST condition, this value is set to device-dependent.

Navigation Path: Test App > SyncE > Results > Quality Level > QL > QLTX Event

Syntax

:SENSe:DATA:TELecom:PACKetsync:SYNCe:QLTX:EVENt? <wsp><QLTX>

Parameter(s)

QLTX:

The program data syntax for the first parameter is defined as a <CHARACTER PROGRAM DATA> element.

Configure an Expected Quality Level value.

QLPRS: QL-PRS (default) 80 Primary Reference Source Traceable (G.811)

QLSTUUNK: QL-STU/UNK 82 Synchronized

QLPRC: QL-PRC 84 Primary Reference Clock Traceable (G.811)

QLST2: QL-ST2 86 Traceable to Stratum 2 (G.812 Type II)

QLINV3: QL-INV3 88 Quality Level Invalid 3

QLSSUATNC: QL-SSU-A/TNC 90 Type I or V slave clock (G.812)

Traceable to Transit Node Clock (G.812 Type V)

QLINV5: QL-INV5 92 Quality Level Invalid 5

QLINV6: QL-INV6 94 Quality Level Invalid 6

QLSSUB: QL-SSU-B 96 Type VI slave clock (G.812)

QLINV9: QL-INV9 98 Quality Level Invalid 9

QLST3E: QL-ST3E 100 Traceable to Stratum 3E (G.812 Type III)

QLEEC2ST3: QL-EEC2/ST3 102 Ethernet

Traceable to Stratum 3 (G.812 Type IV)

QLEEC1SEC: QL-EEC1/SEC 104 Ethernet

Synchronous Equipment Clock (G.813 or G.8262, Option 1)

QLSMC: QL-SMC 106 Traceable to SONET Minimum Clock (G.813 or G.8262, Option 2)

QLPROV: QL-PROV 108 Provisionable by the Network Operator (PNO)

QLDNUDUS: QL-DNU/DUS 110 Do Not Use

Do Not Use for Synchronization

Response Syntax

<Event>

:SENSe:DATA:TELecom:PACKetsync:SYNCe:QLTX:EVENt?

Response(s)

Event:

The response data syntax for the first parameter is defined as a <NR1 NUMERIC RESPONSE DATA> element.

Returns QLTX Event

Example(s)

SENS:DATA:TEL:PACK:SYNC:QLTX:EVEN? QLSTUUNK

See Also

SENSe:DATA:TELecom:PACKetsync:SYNCe:QLRX:EVENt?

:SENSe:DATA:TELecom:PACKetsync:SYNCe:QLTX:INFormation?

Description

This query returns the QLTX Information

At *RST condition, this value is set to device-dependent.

Navigation Path: Test App > SyncE > Results > Quality Level > QL > QLTX Information

Syntax

:SENSe:DATA:TELecom:PACKetsync:SYNCe:QLTX:INFormation? <wsp><QLTX>

Parameter(s)

QLTX:

The program data syntax for the first parameter is defined as a <CHARACTER PROGRAM DATA> element.

Selects the Quality Level/PTP Clock Class

QLPRS: QL-PRS (default) 80 Primary Reference Source Traceable (G.811)

QLSTUUNK: QL-STU/UNK 82 Synchronized

QLPRC: QL-PRC 84 Primary Reference Clock Traceable (G.811)

QLST2: QL-ST2 86 Traceable to Stratum 2 (G.812 Type II)

QLINV3: QL-INV3 88 Quality Level Invalid 3

QLSSUATNC: QL-SSU-A/TNC 90 Type I or V slave clock (G.812)

Traceable to Transit Node Clock (G.812 Type V)

QLINV5: QL-INV5 92 Quality Level Invalid 5

QLINV6: QL-INV6 94 Quality Level Invalid 6

QLSSUB: QL-SSU-B 96 Type VI slave clock (G.812)

QLINV9: QL-INV9 98 Quality Level Invalid 9

QLST3E: QL-ST3E 100 Traceable to Stratum 3E (G.812 Type III)

QLEEC2ST3: QL-EEC2/ST3 102 Ethernet

Traceable to Stratum 3 (G.812 Type IV)

QLEEC1SEC: QL-EEC1/SEC 104 Ethernet

Synchronous Equipment Clock (G.813 or G.8262, Option 1)

QLSMC: QL-SMC 106 Traceable to SONET Minimum Clock (G.813 or G.8262, Option 2)

QLPROV: QL-PROV 108 Provisionable by the Network Operator (PNO)

QLDNUDUS: QL-DNU/DUS 110 Do Not Use

Do Not Use for Synchronization

Response Syntax

<Information>

:SENSe:DATA:TELecom:PACKetsync:SYNCe:QLTX:INFormation?

Response(s)	**Information**: The response data syntax for the first parameter is defined as a <NR1 NUMERIC RESPONSE DATA> element. Returns QLTX Information
Example(s)	SENS:DATA:TEL:PACK:SYNC:QLTX:INF? QLSTUUNK
See Also	SENSe:DATA:TELecom:PACKetsync:SYNCe:QLRX:INFormation?

Service Configuration - Ramp

:FETCh:DATA:TELecom:ETHernet:ESAM:SCOTest:RAMP:ARXRate:VERDict?

Description

This Query returns Ramp Test Avg. Rx Verdict

Navigation Path: Setup > EtherSAM > Results > Service CONFig > Ramp > Committed Steps > Average RX Rate

Syntax

:FETCh:DATA:TELecom:ETHernet:ESAM:SCOTest:RAMP:ARXRate:VERDict? <wsp><Service>, <Direction>, <Step>

Parameter(s)

Service:

The program data syntax for the first parameter is defined as a <DECIMAL NUMERIC PROGRAM DATA> element.

Selects the Service number 1 or 10.

Direction:

The program data syntax for the second parameter is defined as a <CHARACTER PROGRAM DATA> element.

Selects the Direction.

(For DTS used both LTOR and RTOL as direction, For Non DTS use LTOR as direction and for Dual port topology use P1TOP2 and P2TOP1)

LTORemote: Local to Remote

RTOLocal: Remote to Local

P1TOP2: P1 -TO-P2

P2TOP1: P2 -TO-P1

Step:

The program data syntax for the third parameter is defined as a <CHARACTER PROGRAM DATA> element.

Selects the step:

1, 2, 3, 4, 5, 6, 7

CIREIR: CIR+EIR

TRAFFICPOLicing: Traffic Policing

Response Syntax

<Verdict>

:FETCh:DATA:TELecom:ETHernet:ESAM:SCOTest:RAMP:ARXRate:VERDict?

Response(s)	**Verdict**: The response data syntax for the first parameter is defined as a <CHARACTER RESPONSE DATA> element. Returns the Verdict PASS, verdict is Pass. FAIL, verdict is Fail.
Example(s)	FETCh:DATA:TELecom:ETHernet:ESAM:SCOTest:RAMP:ARXRate:VERDict? 1, LTOR,CIREIR
See Also	FETCh:DATA:TELecom:ETHernet:ESAM:SCOTest:BURSt:RTLatency:VERDict?

:FETCh:DATA:TELecom:ETHernet:ESAM:SCOTest:RAMP:ARXRate?

Description	This Query returns Ramp Test Avg. Rx Rate Navigation Path: Setup > EtherSAM > Results > Service CONFig > Ramp > Committed Steps > Average RX Rate
Syntax	:FETCh:DATA:TELecom:ETHernet:ESAM:SCOTest:RAMP:ARXRate? <wsp><Service>, <Direction>, <Step>

:FETCh:DATA:TELecom:ETHernet:ESAM:SCOTest:RAMP:ARXRate?

Parameter(s)

Service:

The program data syntax for the first parameter is defined as a <DECIMAL NUMERIC PROGRAM DATA> element.

Selects the Service number 1 or 10.

Direction:

The program data syntax for the second parameter is defined as a <CHARACTER PROGRAM DATA> element.

Selects the Direction.

(For DTS used both LTOR and RTOL as direction, For Non DTS use LTOR as direction and for Dual port topology use P1TOP2 and P2TOP1)

LTORemote: Local to Remote

RTOLocal: Remote to Local

P1TOP2: P1 -TO-P2

P2TOP1: P2 -TO-P1

Step:

The program data syntax for the third parameter is defined as a <CHARACTER PROGRAM DATA> element.

Sets the Step.

1

2

3

4

5

6

7

CIR

CIREIR

TRAFFICPOLicing

Response Syntax

<Average RX Rate>

:FETCh:DATA:TELecom:ETHernet:ESAM:SCOTest:RAMP:ARXRate?

Response(s)

Average RX Rate:

The response data syntax for the first parameter is defined as a <NR2 NUMERIC RESPONSE DATA> element.

Returns the Ramp Test Avg. Rx Rate

Example(s)

FETCh:DATA:TELecom:ETHernet:ESAM:SCOTest:RAMP:ARXRate? 1, LTOR,1

See Also

FETCh:DATA:TELecom:ETH:ESAM:GLOB:TDURation:EST?

:FETCh:DATA:TELecom:ETHernet:ESAM:SCOTest:RAMP:FLOSs:VERDict?

Description

This Query returns Ramp Test Frame Loss Verdict

Navigation Path: Setup > EtherSAM > Results > Service CONFig > Ramp > Committed Steps > Frame Loss(%)

Syntax

:FETCh:DATA:TELecom:ETHernet:ESAM:SCOTest:RAMP:FLOSs:VERDict? <wsp><Service>, <Direction>, <Step>

Parameter(s)

Service:

The program data syntax for the first parameter is defined as a <DECIMAL NUMERIC PROGRAM DATA> element.

Selects the Service number 1 or 10.

Direction:

The program data syntax for the second parameter is defined as a <CHARACTER PROGRAM DATA> element.

Selects the Direction.

(For DTS used both LTOR and RTOL as direction, For Non DTS use LTOR as direction and for Dual port topology use P1TOP2 and P2TOP1)

LTORemote: Local to Remote

RTOLocal: Remote to Local

P1TOP2: P1 -TO-P2

P2TOP1: P2 -TO-P1

Step:

The program data syntax for the third parameter is defined as a <CHARACTER PROGRAM DATA> element.

Sets the Step.

1

2

3

4

5

6

7

CIR

:FETCh:DATA:TELecom:ETHernet:ESAM:SCOTest:RAMP:FLOSs:VERDict?

Response Syntax	<Verdict>
Response(s)	**Verdict**: The response data syntax for the first parameter is defined as a <CHARACTER RESPONSE DATA> element. Returns the Verdict PASS, verdict is Pass. FAIL, verdict is Fail.
Example(s)	FETCh:DATA:TELecom:ETHernet:ESAM:SCOTest:RAMP:FLOSs:VERDict? 1, LTOR,1
See Also	SOURce:DATA:TELecom:ETHernet:ESAM:RAMP:STEP:DEFault

:FETCh:DATA:TELecom:ETHernet:ESAM:SCOTest:RAMP:FLOSs?

Description	This Query returns Ramp Test Frame Loss Statistics Navigation Path: Setup > EtherSAM > Results > Service CONFig > Ramp > Committed Steps > Frame Loss(%)
Syntax	:FETCh:DATA:TELecom:ETHernet:ESAM:SCOTest:RAMP:FLOSs? <wsp><Service>, <Direction>, <Step>

:FETCh:DATA:TELecom:ETHernet:ESAM:SCOTest:RAMP:FLOSs?

Parameter(s)

Service:

The program data syntax for the first parameter is defined as a <DECIMAL NUMERIC PROGRAM DATA> element.

Selects the Service number 1 or 10.

Direction:

The program data syntax for the second parameter is defined as a <CHARACTER PROGRAM DATA> element.

Selects the Direction.

(For DTS used both LTOR and RTOL as direction, For Non DTS use LTOR as direction and for Dual port topology use P1TOP2 and P2TOP1)

LTORemote: Local to Remote

RTOLocal: Remote to Local

P1TOP2: P1 -TO-P2

P2TOP1: P2 -TO-P1

Step:

The program data syntax for the third parameter is defined as a <CHARACTER PROGRAM DATA> element.

Sets the Step.

1

2

3

4

5

6

7

CIR

CIREIR

TRAFFICPOLicing

Response Syntax

<Frame Loss>

:FETCh:DATA:TELecom:ETHernet:ESAM:SCOTest:RAMP:FLOSs?

Response(s)

Frame Loss:

The response data syntax for the first parameter is defined as a <NR2 NUMERIC RESPONSE DATA> element.

Returns the Ramp Test Frame Loss Statistics

Example(s)

FETCh:DATA:TELecom:ETHernet:ESAM:SCOTest:RAMP:FLOSs? 1, LTOR,1

See Also

FETCh:DATA:TELecom:ETH:ESAM:BURSt:TOT?

:FETCh:DATA:TELecom:ETHernet:ESAM:SCOTest:RAMP:MAXJitter:VERDict?

Description

This Query returns Ramp Test Max Jitter Verdict

Navigation Path: Setup > EtherSAM > Results > Service CONFig > Ramp > Committed Steps > Max Jitter(ms)

Syntax

:FETCh:DATA:TELecom:ETHernet:ESAM:SCOTest:RAMP:MAXJitter:VERDict?<wsp><Service>, <Direction>, <Step>

Parameter(s)

Service:

The program data syntax for the first parameter is defined as a <DECIMAL NUMERIC PROGRAM DATA> element.

Selects the Service number 1 or 10.

Direction:

The program data syntax for the second parameter is defined as a <CHARACTER PROGRAM DATA> element.

Selects the Direction.

(For DTS used both LTOR and RTOL as direction, For Non DTS use LTOR as direction and for Dual port topology use P1TOP2 and P2TOP1)

LTORemote: Local to Remote

RTOLocal: Remote to Local

P1TOP2: P1 -TO-P2

P2TOP1: P2 -TO-P1

Step:

The program data syntax for the third parameter is defined as a <CHARACTER PROGRAM DATA> element.

Sets the Step.

1

2

3

4

5

6

7

CIR

:FETCh:DATA:TELecom:ETHernet:ESAM:SCOTest:RAMP:MAXJitter:VERDict?

Response Syntax	<Verdict>
Response(s)	**Verdict**: The response data syntax for the first parameter is defined as a <CHARACTER RESPONSE DATA> element. Returns the Verdict PASS, verdict is Pass. FAIL, verdict is Fail.
Example(s)	FETCh:DATA:TELecom:ETHernet:ESAM:SCOTest:RAMP:MAXJitter:VERDict? 1, LTOR,1
See Also	FETCh:DATA:TELecom:ETHernet:ESAM:SCOTest:BURSt:FLOSs:VERDict?

:FETCh:DATA:TELecom:ETHernet:ESAM:SCOTest:RAMP:MAXJitter?

Description	This Query returns Ramp Test Max Jitter Navigation Path: Setup > EtherSAM > Results > Service CONFig > Ramp > Committed Steps > Max Jitter(ms)
Syntax	:FETCh:DATA:TELecom:ETHernet:ESAM:SCOTest:RAMP:MAXJitter? <wsp><Service>, <Direction>, <Step>

:FETCh:DATA:TELecom:ETHernet:ESAM:SCOTest:RAMP:MAXJitter?

Parameter(s)

Service:

The program data syntax for the first parameter is defined as a <DECIMAL NUMERIC PROGRAM DATA> element.

Selects the Service number 1 or 10.

Direction:

The program data syntax for the second parameter is defined as a <CHARACTER PROGRAM DATA> element.

Selects the Direction.

(For DTS used both LTOR and RTOL as direction, For Non DTS use LTOR as direction and for Dual port topology use P1TOP2 and P2TOP1)

LTORemote: Local to Remote

RTOLocal: Remote to Local

P1TOP2: P1 -TO-P2

P2TOP1: P2 -TO-P1

Step:

The program data syntax for the third parameter is defined as a <CHARACTER PROGRAM DATA> element.

Sets the Step.

1

2

3

4

5

6

7

CIR

CIREIR

TRAFFICPOLicing

Response Syntax

<Max Jitter>

:FETCh:DATA:TELecom:ETHernet:ESAM:SCOTest:RAMP:MAXJitter?

Response(s)	**Max Jitter**: The response data syntax for the first parameter is defined as a <STRING RESPONSE DATA> element. Returns the Ramp Test Max Jitter
Example(s)	FETCh:DATA:TELecom:ETHernet:ESAM:SCOTest:RAMP:MAXJitter? 1, LTOR,1
See Also	SOURce:DATA:TELecom:ETH:ESAM:GLOB:SPRTest:DUR

:FETCh:DATA:TELecom:ETHernet:ESAM:SCOTest:RAMP:RTLatency:VERDict?

Description

This Query returns Ramp Test Round Trip Latency Verdict

Navigation Path: Setup > EtherSAM > Results > Service CONFig > Ramp > Committed Steps > Round Trip Latency(ms)

Syntax

:FETCh:DATA:TELecom:ETHernet:ESAM:SCOTest:RAMP:RTLatency:VERDict? <wsp><Service>, <Direction>, <Step>

Parameter(s)

Service:

The program data syntax for the first parameter is defined as a <DECIMAL NUMERIC PROGRAM DATA> element.

Selects the Service number 1 or 10.

Direction:

The program data syntax for the second parameter is defined as a <CHARACTER PROGRAM DATA> element.

Selects the Direction.

(For DTS used both LTOR and RTOL as direction, For Non DTS use LTOR as direction and for Dual port topology use P1TOP2 and P2TOP1)

LTORemote: Local to Remote

RTOLocal: Remote to Local

P1TOP2: P1 -TO-P2

P2TOP1: P2 -TO-P1

Step:

The program data syntax for the third parameter is defined as a <CHARACTER PROGRAM DATA> element.

Sets the Step.

1

2

3

4

5

6

7

CIR

:FETCh:DATA:TELecom:ETHernet:ESAM:SCOTest:RAMP:RTLatency:VERDict?

Response Syntax	<Verdict>
Response(s)	**Verdict**: The response data syntax for the first parameter is defined as a <CHARACTER RESPONSE DATA> element. Returns the Verdict PASS, verdict is Pass. FAIL, verdict is Fail.
Example(s)	FETCh:DATA:TELecom:ETHernet:ESAM:SCOTest:RAMP:RTLatency:VERDict? 1, LTOR,1
See Also	FETCh:DATA:TELecom:ETHernet:ESAM:SCOTest:BURSt:MAXJitter:VERDict?

:FETCh:DATA:TELecom:ETHernet:ESAM:SCOTest:RAMP:RTLatency?

Description	This Query returns Ramp Test Round Trip Latency Navigation Path: Setup > EtherSAM > Results > Service CONFig > Ramp > Committed Steps > Round Trip Latency(ms)
Syntax	:FETCh:DATA:TELecom:ETHernet:ESAM:SCOTest:RAMP:RTLatency? <wsp><Service>, <Direction>, <Step>

:FETCh:DATA:TELecom:ETHernet:ESAM:SCOTest:RAMP:RTLatency?

Parameter(s)

Service:

The program data syntax for the first parameter is defined as a <DECIMAL NUMERIC PROGRAM DATA> element.

Selects the Service number 1 or 10.

Direction:

The program data syntax for the second parameter is defined as a <CHARACTER PROGRAM DATA> element.

Selects the Direction.

(For DTS used both LTOR and RTOL as direction, For Non DTS use LTOR as direction and for Dual port topology use P1TOP2 and P2TOP1)

LTORemote: Local to Remote

RTOLocal: Remote to Local

P1TOP2: P1 -TO-P2

P2TOP1: P2 -TO-P1

Step:

The program data syntax for the third parameter is defined as a <CHARACTER PROGRAM DATA> element.

Sets the Step.

1

2

3

4

5

6

7

CIR

CIREIR

TRAFFICPOLicing

Response Syntax

<Round Trip Latency>

:FETCh:DATA:TELecom:ETHernet:ESAM:SCOTest:RAMP:RTLatency?

Response(s)	**Round Trip Latency**: The response data syntax for the first parameter is defined as a <STRING RESPONSE DATA> element. Returns the Ramp Test Round Trip Latency
Example(s)	FETCh:DATA:TELecom:ETHernet:ESAM:SCOTest:RAMP:RTLatency? 1, LTOR,1
See Also	SOURce:DATA:TELecom:ETH:ESAM:GLOB:SPRTest:DUR?

:FETCh:DATA:TELecom:ETHernet:ESAM:SCOTest:RAMP:TXRate?

Description	This Query returns Ramp Test Tx rate Navigation Path: Setup > EtherSAM > Results > Service CONFig > Ramp > committed Steps > TX Rate(%)
Syntax	:FETCh:DATA:TELecom:ETHernet:ESAM:SCOTest:RAMP:TXRate? <wsp><Service>, <Direction>, <Step>

:FETCh:DATA:TELecom:ETHernet:ESAM:SCOTest:RAMP:TXRate?

Parameter(s)

Service:

The program data syntax for the first parameter is defined as a <DECIMAL NUMERIC PROGRAM DATA> element.

Selects the Service number 1 or 10.

Direction:

The program data syntax for the second parameter is defined as a <CHARACTER PROGRAM DATA> element.

Selects the Direction.

(For DTS used both LTOR and RTOL as direction, For Non DTS use LTOR as direction and for Dual port topology use P1TOP2 and P2TOP1)

LTORemote: Local to Remote

RTOLocal: Remote to Local

P1TOP2: P1 -TO-P2

P2TOP1: P2 -TO-P1

Step:

The program data syntax for the third parameter is defined as a <CHARACTER PROGRAM DATA> element.

Sets the Step.

1

2

3

4

5

6

7

CIR

CIREIR

TRAFFICPOLicing

Response Syntax

<TX Rate>

:FETCh:DATA:TELecom:ETHernet:ESAM:SCOTest:RAMP:TXRate?

Response(s)	**TX Rate**: The response data syntax for the first parameter is defined as a <NR2 NUMERIC RESPONSE DATA> element. Returns the Ramp Test Tx rate
Example(s)	FETCh:DATA:TELecom:ETHernet:ESAM:SCOTest:RAMP:TXRate? 1, LTOR,1
See Also	FETCh:DATA:TELecom:ETH:ESAM:BURSt:TBURst:TIME?

Service Configuration - Burst

:FETCh:DATA:TELecom:ETHernet:ESAM:SCOTest:BURSt:ARXRate:VERDict?

Description

This query returns Average Rx Rate Verdict.

Navigation Path: Setup > EtherSAM > Results > Service CONFig > Burst > Committed(CBS) > Average RX Rate (%)

Navigation Path: Setup > Ether SAM > Results > Service CONFig > Burst > Excess(EBS) > MAX RX Rate (%)

Syntax

:FETCh:DATA:TELecom:ETHernet:ESAM:SCOTest:BURSt:ARXRate:VERDict? <wsp><Service>, <Direction>, <Burst Size Type>

Parameter(s)

Service:

The program data syntax for the first parameter is defined as a <DECIMAL NUMERIC PROGRAM DATA> element.

Selects the Service number 1 or 10.

Direction:

The program data syntax for the second parameter is defined as a <CHARACTER PROGRAM DATA> element.

Selects the Direction.

(For DTS used both LTOR and RTOL as direction, For Non DTS use LTOR as direction and for Dual port topology use P1TOP2 and P2TOP1)

LTORemote: Local to Remote

RTOLocal: Remote to Local

P1TOP2: P1 -TO-P2

P2TOP1: P2 -TO-P1

Burst Size Type:

The program data syntax for the third parameter is defined as a <CHARACTER PROGRAM DATA> element.

Sets Burst test type as EBS.

Response Syntax

<Verdict>

:FETCh:DATA:TELecom:ETHernet:ESAM:SCOTest:BURSt:ARXRate:VERDict?

Response(s)	**Verdict**: The response data syntax for the first parameter is defined as a <CHARACTER RESPONSE DATA> element. Returns the Verdict PASS, verdict is Pass. FAIL, verdict is Fail.
Example(s)	FETCh:DATA:TELecom:ETHernet:ESAM:SCOTest:BURSt:ARXRate:VERDict? 1, LTOR,EBS
See Also	SOURce:DATA:TELecom:ETHernet:ESAM:RAMP:STEP:TIMe

:FETCh:DATA:TELecom:ETHernet:ESAM:SCOTest:BURSt:ARXRate?

Description

This query returns Average RX Rate statistics

Navigation Path: Setup > EtherSAM > Results > Service CONFig > Burst > Committed(CBS) > Average RX Rate (%)

Navigation Path: Setup > EtherSAM > Results > Service CONFig > Burst > Excess(EBS) > MAX RX Rate (%)

Syntax

:FETCh:DATA:TELecom:ETHernet:ESAM:SCOTest:BURSt:ARXRate? <wsp><Service>, <Direction>, <Burst Size Type>

Parameter(s)

Service:

The program data syntax for the first parameter is defined as a <DECIMAL NUMERIC PROGRAM DATA> element.

Selects the Service number 1 or 10.

Direction:

The program data syntax for the second parameter is defined as a <CHARACTER PROGRAM DATA> element.

Selects the Direction.

(For DTS used both LTOR and RTOL as direction, For Non DTS use LTOR as direction and for Dual port topology use P1TOP2 and P2TOP1)

LTORemote: Local to Remote

RTOLocal: Remote to Local

P1TOP2: P1 -TO-P2

P2TOP1: P2 -TO-P1

Burst Size Type:

The program data syntax for the third parameter is defined as a <CHARACTER PROGRAM DATA> element.

Sets the type of Burst.

CBS

EBS

Response Syntax

<Average RX Rate>

:FETCh:DATA:TELecom:ETHernet:ESAM:SCOTest:BURSt:ARXRate?

Response(s)	**Average RX Rate**: The response data syntax for the first parameter is defined as a <NR2 NUMERIC RESPONSE DATA> element. Returns the Average RX Rate statistics
Example(s)	FETCh:DATA:TELecom:ETHernet:ESAM:SCOTest:BURSt:ARXRate? 1, LTOR,CBS
See Also	FETCh:DATA:TELecom:ETH:ESAM:BURSt:EBS:TIME?

:FETCh:DATA:TELecom:ETHernet:ESAM:SCOTest:BURSt:FLOSs:VERDict?

Description

This query returns Burst Test Frame Loss verdict

Navigation Path: Setup > EtherSAM > Results > Service CONFig > Burst > Committed(CBS) > Frame Loss(%)

Syntax

:FETCh:DATA:TELecom:ETHernet:ESAM:SCOTest:BURSt:FLOSs:VERDict? <wsp><Service>, <Direction>, <Burst Size Type>

Parameter(s)

Service:

The program data syntax for the first parameter is defined as a <DECIMAL NUMERIC PROGRAM DATA> element.

Selects the Service number 1 or 10.

Direction:

The program data syntax for the second parameter is defined as a <CHARACTER PROGRAM DATA> element.

Selects the Direction.

(For DTS used both LTOR and RTOL as direction, For Non DTS use LTOR as direction and for Dual port topology use P1TOP2 and P2TOP1)

LTORemote: Local to Remote

RTOLocal: Remote to Local

P1TOP2: P1 -TO-P2

P2TOP1: P2 -TO-P1

Burst Size Type:

The program data syntax for the third parameter is defined as a <CHARACTER PROGRAM DATA> element.

Sets Burst test type as CBS.

Response Syntax

<Verdict>

:FETCh:DATA:TELecom:ETHernet:ESAM:SCOTest:BURSt:FLOSs:VERDict?

Response(s)	**Verdict**: The response data syntax for the first parameter is defined as a <CHARACTER RESPONSE DATA> element. Returns the Verdict PASS, verdict is Pass. FAIL, verdict is Fail.
Example(s)	FETCh:DATA:TELecom:ETHernet:ESAM:SCOTest:BURSt:FLOSs:VERDict? 1, LTOR,CBS
See Also	FETCh:DATA:TELecom:ETHernet:ESAM:TESTs:VERDict?

:FETCh:DATA:TELecom:ETHernet:ESAM:SCOTest:BURSt:FLOSs?

Description

This query returns Frame Loss statistics

Navigation Path: Setup > EtherSAM > Results > Service CONFig > Burst > Committed(CBS) > Frame Loss(%)

Navigation Path: Setup > EtherSAM > Results > Service CONFig > Burst > Excess(EBS) > Frame Loss(%)

Syntax

:FETCh:DATA:TELecom:ETHernet:ESAM:SCOTest:BURSt:FLOSs? <wsp><Service>, <Direction>, <Burst Size Type>

Parameter(s)

Service:

The program data syntax for the first parameter is defined as a <DECIMAL NUMERIC PROGRAM DATA> element.

Selects the Service number 1 or 10.

Direction:

The program data syntax for the second parameter is defined as a <CHARACTER PROGRAM DATA> element.

Selects the Direction.

(For DTS used both LTOR and RTOL as direction, For Non DTS use LTOR as direction and for Dual port topology use P1TOP2 and P2TOP1)

LTORemote: Local to Remote

RTOLocal: Remote to Local

P1TOP2: P1 -TO-P2

P2TOP1: P2 -TO-P1

Burst Size Type:

The program data syntax for the third parameter is defined as a <CHARACTER PROGRAM DATA> element.

Sets the type of Burst.

CBS

EBS

Response Syntax

<Frame Loss>

:FETCh:DATA:TELecom:ETHernet:ESAM:SCOTest:BURSt:FLOSs?

Response(s)	**Frame Loss**: The response data syntax for the first parameter is defined as a <NR2 NUMERIC RESPONSE DATA> element. Returns the Frame Loss statistics
Example(s)	FETCh:DATA:TELecom:ETHernet:ESAM:SCOTest:BURSt:FLOSs? 1, LTOR,CBS
See Also	SOURce:DATA:TELecom:ETHernet:ESAM:RAMP:STEP:TIMe?

:FETCh:DATA:TELecom:ETHernet:ESAM:SCOTest:BURSt:MAXJitter:VERDict?

Description

This query returns Burst Tst Max Jitter Verdict

Navigation Path: Setup > EtherSAM > Results > Service CONFig > Burst > Committed(CBS) > MAX Jitter(ms)

Syntax

:FETCh:DATA:TELecom:ETHernet:ESAM:SCOTest:BURSt:MAXJitter:VERDict?
<wsp><Service>, <Direction>, <Burst Size Type>

Parameter(s)

Service:

The program data syntax for the first parameter is defined as a <DECIMAL NUMERIC PROGRAM DATA> element.

Selects the Service number 1 or 10.

Direction:

The program data syntax for the second parameter is defined as a <CHARACTER PROGRAM DATA> element.

Selects the Direction.

(For DTS used both LTOR and RTOL as direction, For Non DTS use LTOR as direction and for Dual port topology use P1TOP2 and P2TOP1)

LTORemote: Local to Remote

RTOLocal: Remote to Local

P1TOP2: P1 -TO-P2

P2TOP1: P2 -TO-P1

Burst Size Type:

The program data syntax for the third parameter is defined as a <CHARACTER PROGRAM DATA> element.

Sets Burst test type as CBS.

Response Syntax

<Verdict>

:FETCh:DATA:TELecom:ETHernet:ESAM:SCOTest:BURSt:MAXJitter:VERDict?

Response(s)	**Verdict**: The response data syntax for the first parameter is defined as a <CHARACTER RESPONSE DATA> element. Returns the Verdict PASS, verdict is Pass. FAIL, verdict is Fail.
Example(s)	FETCh:DATA:TELecom:ETHernet:ESAM:SCOTest:BURSt:MAXJitter:VERDict? 1, LTOR,CBS
See Also	FETCh:DATA:TELecom:ETHernet:ESAM:SCOTest:VERDict?

:FETCh:DATA:TELecom:ETHernet:ESAM:SCOTest:BURSt:MAXJitter?

Description

This query returns Max Jitter statistics

Navigation Path: Setup > EtherSAM > Results > Service CONFig > Burst > Committed(CBS) > MAX Jitter(ms)

Navigation Path: Setup > EtherSAM > Results > Service CONFig > Burst > Excess(EBS) > MAX Jitter(ms)

Syntax

:FETCh:DATA:TELecom:ETHernet:ESAM:SCOTest:BURSt:MAXJitter? <wsp><Service>, <Direction>, <Burst Size Type>

Parameter(s)

Service:

The program data syntax for the first parameter is defined as a <DECIMAL NUMERIC PROGRAM DATA> element.

Selects the Service number 1 or 10.

Direction:

The program data syntax for the second parameter is defined as a <CHARACTER PROGRAM DATA> element.

Selects the Direction.

(For DTS used both LTOR and RTOL as direction, For Non DTS use LTOR as direction and for Dual port topology use P1TOP2 and P2TOP1)

LTORemote: Local to Remote

RTOLocal: Remote to Local

P1TOP2: P1 -TO-P2

P2TOP1: P2 -TO-P1

Burst Size Type:

The program data syntax for the third parameter is defined as a <CHARACTER PROGRAM DATA> element.

Sets the type of Burst.

CBS

EBS

Response Syntax

<Max Jitter>

:FETCh:DATA:TELecom:ETHernet:ESAM:SCOTest:BURSt:MAXJitter?

Response(s)	**Max Jitter**: The response data syntax for the first parameter is defined as a <STRING RESPONSE DATA> element. Returns the Max Jitter statistics
Example(s)	FETCh:DATA:TELecom:ETHernet:ESAM:SCOTest:BURSt:MAXJitter? 1, LTOR,CBS
See Also	FETCh:DATA:TELecom:ETHernet:ESAM:RAMP:DURation?

:FETCh:DATA:TELecom:ETHernet:ESAM:SCOTest:BURSt:RTLatency:VERDict?

Description

This query returns Burst Test Round Trip Latency Verdict

Navigation Path: Setup > EtherSAM > Results > Service CONFig > Burst > Committed(CBS) > Round Trip Latency(ms)

Syntax

:FETCh:DATA:TELecom:ETHernet:ESAM:SCOTest:BURSt:RTLatency:VERDict? <wsp><Service>, <Direction>, <Burst Size Type>

Parameter(s)

Service:

The program data syntax for the first parameter is defined as a <DECIMAL NUMERIC PROGRAM DATA> element.

Selects the Service number 1 or 10.

Direction:

The program data syntax for the second parameter is defined as a <CHARACTER PROGRAM DATA> element.

Selects the Direction.

(For DTS used both LTOR and RTOL as direction, For Non DTS use LTOR as direction and for Dual port topology use P1TOP2 and P2TOP1)

LTORemote: Local to Remote

RTOLocal: Remote to Local

P1TOP2: P1 -TO-P2

P2TOP1: P2 -TO-P1

Burst Size Type:

The program data syntax for the third parameter is defined as a <CHARACTER PROGRAM DATA> element.

Sets Burst test type as CBS.

Response Syntax

<Verdict>

Response(s)

Verdict:

The response data syntax for the first parameter is defined as a <CHARACTER RESPONSE DATA> element.

Returns the Burst Tst Max Jitter Verdict

Example(s)

FETCh:DATA:TELecom:ETHernet:ESAM:SCOTest:BURSt:RTLatency:VERDict? 1, LTOR,CBS

See Also

FETCh:DATA:TELecom:ETHernet:ESAM:SPRTest:VERDict? 1, LTOR

:FETCh:DATA:TELecom:ETHernet:ESAM:SCOTest:BURSt:RTLatency?

Description

This query returns Round Trip Latency statistics

Navigation Path: Setup > EtherSAM > Results > Service CONFig > Burst > Committed(CBS) > Round Trip Latency(ms)

Navigation Path: Setup > EtherSAM > Results > Service CONFig > Burst > Excess(EBS) > Round Trip Latency(ms)

Syntax

:FETCh:DATA:TELecom:ETHernet:ESAM:SCOTest:BURSt:RTLatency? <wsp><Service>, <Direction>, <Burst Size Type>

Parameter(s)

Service:

The program data syntax for the first parameter is defined as a <DECIMAL NUMERIC PROGRAM DATA> element.

Selects the Service number 1 or 10.

Direction:

The program data syntax for the second parameter is defined as a <CHARACTER PROGRAM DATA> element.

Selects the Direction.

(For DTS used both LTOR and RTOL as direction, For Non DTS use LTOR as direction and for Dual port topology use P1TOP2 and P2TOP1)

LTORemote: Local to Remote

RTOLocal: Remote to Local

P1TOP2: P1 -TO-P2

P2TOP1: P2 -TO-P1

Burst Size Type:

The program data syntax for the third parameter is defined as a <CHARACTER PROGRAM DATA> element.

Sets the type of Burst.

CBS

EBS

Response Syntax

<Round Trip Latency>

:FETCh:DATA:TELecom:ETHernet:ESAM:SCOTest:BURSt:RTLatency?

Response(s)	**Round Trip Latency**: The response data syntax for the first parameter is defined as a <STRING RESPONSE DATA> element. Returns the Round Trip Latency statistics
Example(s)	FETCh:DATA:TELecom:ETHernet:ESAM:SCOTest:BURSt:RTLatency? 1, LTOR,CBS
See Also	FETCh:DATA:TELecom:ETH:ESAM:BURSt:CBS:TIME?

WIS

:SENSe:DATA:TELecom:ETHernet:WIS:PATH:LABel?

Description	This query returns the path signal label (C2) for WAN. At *RST condition, this value is device dependent. Navigation Path: Results > WIS > Path Signal Label(C2) (10GEWAN)
Syntax	:SENSe:DATA:TELecom:ETHernet:WIS:PATH:LABel?
Response Syntax	<Label>
Response(s)	**Label**: The response data syntax for the first parameter is defined as a <CHARACTER RESPONSE DATA> element. Returns the path signal label. UNEQUIPPED, Unequipped path signal label is selected. EQUIPPED, Equipped non-specific path signal label is selected. M10ETHERNET, 10 Gbps ethernet (IEEE 802.3) path signal label is selected. TSIGNAL, Test signal, ITU-T 0.181 specific mapping path signal label is selected.
Example(s)	SENS:DATA:TEL:ETH:WIS:PATH:LAB? Returns: EQUIPPED
See Also	SENSe:DATA:TELecom:ETHernet:WIS:PATH:LABel?

:SENSe:DATA:TELecom:ETHernet:WIS:TRACe?

Description

This query returns the path trace string for the WAN Interface Sublayer (WIS) operation.

At *RST condition, ASCii is selected as the default type. The type length is device-dependent.

Navigation Path: Results > WIS > J0/J1 Trace (10GEWAN)

Syntax

:SENSe:DATA:TELecom:ETHernet:WIS:TRACe? <wsp><Trace>

Parameter(s)

Trace:

The program data syntax for the first parameter is defined as a <CHARACTER PROGRAM DATA> element.

Selects the trace.

J0

J1

Response Syntax

<String>

Response(s)

String:

The response data syntax for the first parameter is defined as a <STRING RESPONSE DATA> element.

Returns the string for the specific path trace.

Example(s)

SENS:DATA:TEL:ETH:WIS:TRAC? J1

Returns: EXFO4GigE

See Also

SENSe:DATA:TELecom:ETHernet:WIS:TRACe?

Labels

:FETCh:DATA:TELecom:SDHSonet:HOP:PATH:LABel?

Description	This query returns the expected path signal label for the receiver of High Order Path (HOP). At *RST condition, the CONFig is set to a device-dependent value. Navigation Path: Test Setup > OTN SONET/SDH BERT OR SONET/SDH BERT > Test Configurator > Results > Traces > Sonet/SDH > Labels > STS Path/AU Path > Received
Syntax	:FETCh:DATA:TELecom:SDHSonet:HOP:PATH:LABel?
Response Syntax	<Label>
Response(s)	**Label**: The response data syntax for the first parameter is defined as a <CHARACTER RESPONSE DATA> element. Returns the path signal label for the receiver.
Example(s)	FETC:DATA:TEL:SDHS:HOP:PATH:LAB?
See Also	SOURce:DATA:TELecom:SDHSonet:HOP:PATH:LABel

:FETCh:DATA:TELecom:SDHSonet:LOP:PATH:LABel?

Description

This query returns the expected path signal label for receiver of Low Order Path (LOP).

At *RST condition, the configuration is set to a device-dependent value.

Navigation Path: Test Setup > SONET/SDH BERT > Test Configurator > Results > Labels > VT Path/TU Path > Received

Syntax

:FETCh:DATA:TELecom:SDHSonet:LOP:PATH:LABel?

Response Syntax

<Label>

Response(s)

Label:

The response data syntax for the first parameter is defined as a <CHARACTER RESPONSE DATA> element.

Returns the path signal label for the receiver.

Example(s)

SOUR:DATA:TEL:SDHS:LOP:PATH:LAB EQU

FETC:DATA:TEL:SDHS:LOP:PATH:LAB?

See Also

SOURce:DATA:TELecom:SDHSonet:LOPTu:PATH:LABel?

:FETCh:DATA:TELecom:SDHSonet:LOPTu:PATH:LABel?

Description	This query returns the expected path signal label for receiver of Low Order Path (LOP-TU3). At *RST condition, the configuration is set to a device-dependent value. Navigation Path: Test Setup > SONET/SDH BERT > Test Configurator > Results > Labels > VT Path/TU Path > Received
Syntax	:FETCh:DATA:TELecom:SDHSonet:LOPTu:PATH:LABel?
Response Syntax	<Label>
Response(s)	**Label**: The response data syntax for the first parameter is defined as a <CHARACTER RESPONSE DATA> element. Returns the path signal label for the receiver.
Example(s)	SOUR:DATA:TEL:SDHS:LOPT:PATH:LAB EQU FETC:DATA:TEL:SDHS:LOPT:PATH:LAB?
See Also	SOURce:DATA:TELecom:SDHSonet:LOP:PATH:LABel?

PTP Stats

:FETCh:DATA:TELecom:PACKetsync:PTP:IPDV:AVERage?

Description	This query returns the Current Inter Packet Delay Variation IPDV Statistics (Sync,Delay Request). Navigation Path: Results > PTP Stats > IPDV > Average(ms)
Syntax	:FETCh:DATA:TELecom:PACKetsync:PTP:IPDV:AVERage? <wsp><Message>
Parameter(s)	**Message**: The program data syntax for the first parameter is defined as a <CHARACTER PROGRAM DATA> element. Selects the Delay Measurement for SyncIPDV OR Delay Request IPDV. SYNCIPDV DELAYREQIPDV
Response Syntax	<Average>
Response(s)	**Average**: The response data syntax for the first parameter is defined as a <NR1 NUMERIC RESPONSE DATA> element. Returns the Current Inter Packet Delay Variation IPDV Statistics.
Example(s)	FETC:DATA:TEL:PACK:PTP:IPDV:AVER? DELAYREQIPDV
See Also	FETCh:DATA:TELecom:PACKetsync:PTP:TX:SYNC:REQUest:RATE?

:FETCh:DATA:TELecom:PACKetsync:PTP:IPDV:CURRent?

Description

This query returns the Current Inter Packet Delay Variation IPDV Statistics (Sync,Delay Request).

Navigation Path: Results > PTP Stats > IPDV > Currunt(ms)

Syntax

:FETCh:DATA:TELecom:PACKetsync:PTP:IPDV:CURRent? <wsp><Message>

Parameter(s)

Message:

The program data syntax for the first parameter is defined as a <CHARACTER PROGRAM DATA> element.

Selects the Delay Measurement for SyncIPDV OR Delay Request IPDV.

SYNCIPDV

DELAYREQIPDV

Response Syntax

<Current>

Response(s)

Current:

The response data syntax for the first parameter is defined as a <NR1 NUMERIC RESPONSE DATA> element.

Returns Current Inter Packet Delay Variation IPDV Statistics.

Example(s)

FETC:DATA:TEL:PACK:PTP:IPDV:CURR? DELAYREQIPDV

See Also

FETCh:DATA:TELecom:PACKetsync:PTP:TX:ANNounce:REQUest:RATE?

:FETCh:DATA:TELecom:PACKetsync:PTP:IPDV:MAXimum:VERDict?

Description

This query returns the Status of IPDV Maximum Sync/Delay Req Verdict.

At *RST condition, this value is device dependent.

Navigation Path: Test > 1588PTP > Results > PTP Stats > IPDV > Maximum

Syntax

:FETCh:DATA:TELecom:PACKetsync:PTP:IPDV:MAXimum:VERDict? <wsp><TYPE>

Parameter(s)

TYPE:

The program data syntax for the first parameter is defined as a <CHARACTER PROGRAM DATA> element.

Selects IPDV Type.

SYNCIPDV: IPDV Type

DELAYREQIPDV: IPDV Type

Response Syntax

<Verdict Status>

Response(s)

Verdict Status:

The response data syntax for the first parameter is defined as a <CHARACTER RESPONSE DATA> element.

Returns the Status of IPDV Maximum Sync/Delay Req Verdict

Example(s)

FETCh:DATA:TEL:PACK:PTP:IPDV:MAX:VERDict? DELAYREQIPDV

See Also

SOURce:DATA:TELecom:PACKetsync:PTP:IPDV:THReshold?

:FETCh:DATA:TELecom:PACKetsync:PTP:IPDV:MAXimum?

Description

This query returns the Maximum Inter Packet Delay Variation IPDV Statistics (Sync,Delay Request).

Navigation Path: Results > PTP Stats > IPDV > Maximum(ms)

Syntax

:FETCh:DATA:TELecom:PACKetsync:PTP:IPDV:MAXimum? <wsp><Message>

Parameter(s)

Message:

The program data syntax for the first parameter is defined as a <CHARACTER PROGRAM DATA> element.

Selects the Delay Measurement for SyncIPDV OR Delay Request IPDV.

SYNCIPDV

DELAYREQIPDV

Response Syntax

<Maximum>

Response(s)

Maximum:

The response data syntax for the first parameter is defined as a <NR1 NUMERIC RESPONSE DATA> element.

Returns the Maximum Inter Packet Delay Variation IPDV Statistics.

Example(s)

FETC:DATA:TEL:PACK:PTP:IPDV:MAX? DELAYREQIPDV

See Also

FETCh:DATA:TELecom:PACKetsync:PTP:TX:DELay:REQUest:RATE?

:FETCh:DATA:TELecom:PACKetsync:PTP:IPDV:MINimum?

Description

This query returns the Minimum Inter Packet Delay Variation IPDV Statistics (Sync,Delay Request).

Navigation Path: Results > PTP Stats > IPDV > Minimum(ms)

Syntax

:FETCh:DATA:TELecom:PACKetsync:PTP:IPDV:MINimum? <wsp><Message>

Parameter(s)

Message:

The program data syntax for the first parameter is defined as a <CHARACTER PROGRAM DATA> element.

Selects the Delay Measurement for SyncIPDV OR Delay Request IPDV.

SYNCIPDV

DELAYREQIPDV

Response Syntax

<Minimum>

Response(s)

Minimum:

The response data syntax for the first parameter is defined as a <NR1 NUMERIC RESPONSE DATA> element.

Returns the Minimum Inter Packet Delay Variation IPDV Statistics.

Example(s)

FETC:DATA:TEL:PACK:PTP:IPDV:MIN? DELAYREQIPDV

See Also

FETCh:DATA:TELecom:PACKetsync:PTP:TX:DELay:REQUest:RESPonse:RATE?

:FETCh:DATA:TELecom:PACKetsync:PTP:IPDV:STDDev?

Description

This query returns the Standard Deviation Inter Packet Delay Variation IPDV Statistics (Sync,Delay Request)

Navigation Path: Results > PTP Stats > IPDV > Standard Daviation(ms)

Syntax

:FETCh:DATA:TELecom:PACKetsync:PTP:IPDV:STDDev? <wsp><Message>

Parameter(s)

Message:

The program data syntax for the first parameter is defined as a <CHARACTER PROGRAM DATA> element.

Selects the Delay Measurement for SyncIPDV OR Delay Request IPDV

SYNCIPDV

DELAYREQIPDV

Response Syntax

<STDDev>

Response(s)

STDDev:

The response data syntax for the first parameter is defined as a <CHARACTER RESPONSE DATA> element.

Returns the Standard Deviation Inter Packet Delay Variation IPDV Statistics

Example(s)

FETC:DATA:TEL:PACK:PTP:IPDV:STDD? DELAYREQIPDV

See Also

FETCh:DATA:TELecom:PACKetsync:PTP:RX:ANNounce:GRANt:COUNt?

:FETCh:DATA:TELecom:PACKetsync:PTP:RX:ANNounce:COUNt?

Description	This query returns count of announce messages sent by the Master Clock. Navigation Path: Results > PTP Stats > Count/Rate > Rx > Announce > Count Navigation Path: Results > Quality Level > Total
Syntax	:FETCh:DATA:TELecom:PACKetsync:PTP:RX:ANNounce:COUNt?
Response Syntax	<Count>
Response(s)	**Count**: The response data syntax for the first parameter is defined as a <NR1 NUMERIC RESPONSE DATA> element. Returns count of announce messages sent by the Master Clock
Example(s)	FETC:DATA:TEL:PACK:PTP:RX:ANN:COUN?
See Also	FETCh:DATA:TELecom:PACKetsync:PTP:GMINfo:CLOCk:CLASs?

:FETCh:DATA:TELecom:PACKetsync:PTP:RX:ANNounce:GRANt:COUNt?

Description	This query returns count of announce grant messages sent by the Master Clock Navigation Path: Results > PTP Stats > Count/Rate > Rx > Signaling Announce Grant > Count
Syntax	:FETCh:DATA:TELecom:PACKetsync:PTP:RX:ANNounce:GRANt:COUNt?
Response Syntax	<Count>
Response(s)	**Count**: The response data syntax for the first parameter is defined as a <NR1 NUMERIC RESPONSE DATA> element. Returns count of announce grant messages sent by the Master Clock
Example(s)	FETC:DATA:TEL:PACK:PTP:RX:ANN:GRAN:COUN?
See Also	FETCh:DATA:TELecom:PACKetsync:PTP:ALARm:HISTory?

:FETCh:DATA:TELecom:PACKetsync:PTP:RX:ANNounce:GRANt:RATE?

Description	This query returns rate of announce grant messages sent by the Master Clock. Navigation Path: Results > PTP Stats > Count/Rate > Rx > Signaling Announce Grant > rate
Syntax	:FETCh:DATA:TELecom:PACKetsync:PTP:RX:ANNounce:GRANt:RATE?
Response Syntax	<Rate>
Response(s)	**Rate**: The response data syntax for the first parameter is defined as a <NR2 NUMERIC RESPONSE DATA> element. Returns rate of announce grant messages sent by the Master Clock.
Example(s)	FETC:DATA:TEL:PACK:PTP:RX:ANN:GRAN:RATE?
See Also	FETCh:DATA:TELecom:PACKetsync:PTP:QL:LAST:CHANge?

:FETCh:DATA:TELecom:PACKetsync:PTP:RX:ANNounce:RATE?

Description	This query returns rate of announce messages sent by the Master Clock. Navigation Path: Results > PTP Stats > Count/Rate > Rx > Announce > rate
Syntax	:FETCh:DATA:TELecom:PACKetsync:PTP:RX:ANNounce:RATE?
Response Syntax	<Rate>
Response(s)	**Rate**: The response data syntax for the first parameter is defined as a <NR1 NUMERIC RESPONSE DATA> element. Returns rate of announce messages sent by the Master Clock.
Example(s)	FETC:DATA:TEL:PACK:PTP:RX:ANN:RATE?
See Also	FETCh:DATA:TELecom:PACKetsync:PTP:TX:SYNC:REQUest:COUNt?

:FETCh:DATA:TELecom:PACKetsync:PTP:RX:DELay:RESPonse:COUNt?

Description	This query returns count of delay response messages sent by the master Clock Navigation Path: Results > PTP Stats > Count/Rate > Rx > Delay Resp > Count
Syntax	:FETCh:DATA:TELecom:PACKetsync:PTP:RX:DELay:RESPonse:COUNt?
Response Syntax	<Count>
Response(s)	**Count**: The response data syntax for the first parameter is defined as a <NR1 NUMERIC RESPONSE DATA> element. Returns count of delay response messages sent by the master Clock
Example(s)	FETC:DATA:TEL:PACK:PTP:RX:DEL:RESP:COUN?
See Also	FETCh:DATA:TELecom:PACKetsync:PTP:RX:FOLLowup:COUNt?

:FETCh:DATA:TELecom:PACKetsync:PTP:RX:DELay:RESPonse:GRANt:COUNt?

Description	This query returns count of delay response grant messages sent by the Master Clock Navigation Path: Results > PTP Stats > Count/Rate > Rx > Signaling Delay Resp Grant > count
Syntax	:FETCh:DATA:TELecom:PACKetsync:PTP:RX:DELay:RESPonse:GRANt:COUNt?
Response Syntax	<Count>
Response(s)	**Count**: The response data syntax for the first parameter is defined as a <NR1 NUMERIC RESPONSE DATA> element. Returns count of delay response grant messages sent by the Master Clock
Example(s)	FETC:DATA:TEL:PACK:PTP:RX:DEL:RESP:GRAN:COUN?
See Also	FETCh:DATA:TELecom:PACKetsync:PTP:ALARm:SECond?

:FETCh:DATA:TELecom:PACKetsync:PTP:RX:DELay:RESPonse:GRANt:RATE?

Description	This query returns rate of delay response grant messages sent by the Master Clock. Navigation Path: Results > PTP Stats > Count/Rate > Rx > Signaling Delay Resp Grant > rate
Syntax	:FETCh:DATA:TELecom:PACKetsync:PTP:RX:DELay:RESPonse:GRANt:RATE?
Response Syntax	<Rate>
Response(s)	**Rate**: The response data syntax for the first parameter is defined as a <NR2 NUMERIC RESPONSE DATA> element. Returns rate of delay response grant messages sent by the Master Clock.
Example(s)	FETC:DATA:TEL:PACK:PTP:RX:DEL:RESP:GRAN:RATE?
See Also	FETCh:DATA:TELecom:PACKetsync:PTP:TX:MESSages:COUNt?

:FETCh:DATA:TELecom:PACKetsync:PTP:RX:DELay:RESPonse:RATE?

Description	This query returns rate of delay response messages sent by the master Clock. Navigation Path: Results > PTP Stats > Count/Rate > Rx > Delay Resp > rate
Syntax	:FETCh:DATA:TELecom:PACKetsync:PTP:RX:DELay:RESPonse:RATE?
Response Syntax	<Rate>
Response(s)	**Rate**: The response data syntax for the first parameter is defined as a <NR2 NUMERIC RESPONSE DATA> element. Returns rate of delay response messages sent by the master Clock.
Example(s)	FETC:DATA:TEL:PACK:PTP:RX:DEL:RESP:RATE?
See Also	FETCh:DATA:TELecom:PACKetsync:PTP:TX:ANNounce:REQUest:COUNt?

:FETCh:DATA:TELecom:PACKetsync:PTP:RX:FOLLowup:COUNt?

Description	This query returns count of Follow up messages sent by the Master Clock. Navigation Path: Results > PTP Stats > Count/Rate > Rx > Follow Up > count
Syntax	:FETCh:DATA:TELecom:PACKetsync:PTP:RX:FOLLowup:COUNt?
Response Syntax	<Count>
Response(s)	**Count**: The response data syntax for the first parameter is defined as a <NR1 NUMERIC RESPONSE DATA> element. returns count of Follow up messages sent by the Master Clock
Example(s)	FETC:DATA:TEL:PACK:PTP:RX:FOLL:COUN?
See Also	FETCh:DATA:TELecom:PACKetsync:PTP:IPDV?

:FETCh:DATA:TELecom:PACKetsync:PTP:RX:FOLLowup:RATE?

Description	This query returns rate of Follow up messages sent by the Master Clock. Navigation Path: Results > PTP Stats > Count/Rate > Rx > Follow Up > Rate
Syntax	:FETCh:DATA:TELecom:PACKetsync:PTP:RX:FOLLowup:RATE?
Response Syntax	<Rate>
Response(s)	**Rate**: The response data syntax for the first parameter is defined as a <NR2 NUMERIC RESPONSE DATA> element. Returns rate of Follow up messages sent by the Master Clock.
Example(s)	FETC:DATA:TEL:PACK:PTP:RX:FOLL:RATE?
See Also	FETCh:DATA:TELecom:PACKetsync:PTPStat:RX:FOLLowup:COUNt?

:FETCh:DATA:TELecom:PACKetsync:PTP:RX:SYNC:COUNt?

Description
This query returns count of Sync messages sent by the Master Clock.
Navigation Path: Results > PTP Stats > Count/Rate > Rx > Sync > count

Syntax
:FETCh:DATA:TELecom:PACKetsync:PTP:RX:SYNC:COUNt?

Response Syntax
<Count>

Response(s)
Count:
The response data syntax for the first parameter is defined as a <NR1 NUMERIC RESPONSE DATA> element.
Returns count of Sync messages sent by the Master Clock

Example(s)
FETC:DATA:TEL:PACK:PTP:RX:SYNC:COUN?

See Also
FETCh:DATA:TELecom:PACKetsync:PTP:GMINfo:CLOCk:MODe?

:FETCh:DATA:TELecom:PACKetsync:PTP:RX:SYNC:GRANt:COUNt?

Description	This query returns count of Sync grant messages sent by the Master Clock Navigation Path: Results > PTP Stats > Count/Rate > Rx > Signaling Sync Grant > count
Syntax	:FETCh:DATA:TELecom:PACKetsync:PTP:RX:SYNC:GRANt:COUNt?
Response Syntax	<Count>
Response(s)	**Count**: The response data syntax for the first parameter is defined as a <NR1 NUMERIC RESPONSE DATA> element. Returns count of Sync grant messages sent by the Master Clock
Example(s)	FETC:DATA:TEL:PACK:PTP:RX:SYNC:GRAN:COUN?
See Also	FETCh:DATA:TELecom:PACKetsync:PTP:ALARm:CURRent?

:FETCh:DATA:TELecom:PACKetsync:PTP:RX:SYNC:GRANt:RATE?

Description	This query returns rate of Sync grant messages sent by the Master Clock. Navigation Path: Results > PTP Stats > Count/Rate > Rx > Signaling Sync Grant > rate
Syntax	:FETCh:DATA:TELecom:PACKetsync:PTP:RX:SYNC:GRANt:RATE?
Response Syntax	<Rate>
Response(s)	**Rate**: The response data syntax for the first parameter is defined as a <NR2 NUMERIC RESPONSE DATA> element. Returns rate of Sync grant messages sent by the Master Clock.
Example(s)	FETC:DATA:TEL:PACK:PTP:RX:SYNC:GRAN:RATE?
See Also	FETCh:DATA:TELecom:PACKetsync:PTP:RX:MESSages:COUNt?

:FETCh:DATA:TELecom:PACKetsync:PTP:RX:SYNC:RATE?

Description	This query returns rate of Sync messages sent by the Master Clock. Navigation Path: Results > PTP Stats > Count/Rate > Rx > Sync > rate
Syntax	:FETCh:DATA:TELecom:PACKetsync:PTP:RX:SYNC:RATE?
Response Syntax	<Rate>
Response(s)	**Rate**: The response data syntax for the first parameter is defined as a <NR2 NUMERIC RESPONSE DATA> element. Returns rate of Sync messages sent by the Master Clock.
Example(s)	FETC:DATA:TEL:PACK:PTP:RX:SYNC:RATE?
See Also	FETCh:DATA:TELecom:PACKetsync:PTP:TX:DELay:REQUest:RESPonse:COUNt?

:FETCh:DATA:TELecom:PACKetsync:PTP:RX:TOTal:COUNt?

Description	This query returns Total of all types messages sent by the Master Clock. Navigation Path: Results > PTP Stats > Count/Rate > Rx > Total Navigation Path: Results > Summary > Total PTP Messages > RX
Syntax	:FETCh:DATA:TELecom:PACKetsync:PTP:RX:TOTal:COUNt?
Response Syntax	<Count>
Response(s)	**Count**: The response data syntax for the first parameter is defined as a <NR1 NUMERIC RESPONSE DATA> element. Returns Total of all types messages sent by the Master Clock
Example(s)	FETC:DATA:TEL:PACK:PTP:RX:TOT:COUN?
See Also	FETCh:DATA:TELecom:PACKetsync:PTP:QL:LAST:RECeived?

:FETCh:DATA:TELecom:PACKetsync:PTP:TX:ANNounce:REQuest:COUNt?

Description	This query returns count of announce messages sent by the Slave Clock Navigation Path: Results > PTP Stats > Count/Rate > Tx > Signaling Announce Req > Count
Syntax	:FETCh:DATA:TELecom:PACKetsync:PTP:TX:ANNounce:REQuest:COUNt?
Response Syntax	<Count>
Response(s)	**Count**: The response data syntax for the first parameter is defined as a <NR1 NUMERIC RESPONSE DATA> element. Returns count of announce messages sent by the Slave Clock
Example(s)	FETC:DATA:TEL:PACK:PTP:TX:ANN:REQ:COUN?
See Also	FETCh:DATA:TELecom:PACKetsync:PTP:QL:MESSege:COUNt?

:FETCh:DATA:TELecom:PACKetsync:PTP:TX:ANNounce:REQuest:RATE?

Description	This query returns rate of announce messages sent by the Slave Clock. Navigation Path: Results > PTP Stats > Count/Rate > Tx > Signaling Announce Req > Rate(messages/s)
Syntax	:FETCh:DATA:TELecom:PACKetsync:PTP:TX:ANNounce:REQuest:RATE?
Response Syntax	<Rate>
Response(s)	**Rate**: The response data syntax for the first parameter is defined as a <NR2 NUMERIC RESPONSE DATA> element. Returns rate of announce messages sent by the Slave Clock.
Example(s)	FETC:DATA:TEL:PACK:PTP:TX:ANN:REQ:RATE?
See Also	FETCh:DATA:TELecom:PACKetsync:PTP:RX:ANNounce:RATE?

:FETCh:DATA:TELecom:PACKetsync:PTP:TX:DELay:REQuest:COUNt?

Description	This query returns count of delay request messages sent by the Slave Clock Navigation Path: Results > PTP Stats > Count/Rate > Tx > Delay Req > Count
Syntax	:FETCh:DATA:TELecom:PACKetsync:PTP:TX:DELay:REQuest:COUNt?
Response Syntax	<Count>
Response(s)	**Count**: The response data syntax for the first parameter is defined as a <NR1 NUMERIC RESPONSE DATA> element. Returns the count of delay request messages sent by the Slave Clock.
Example(s)	FETC:DATA:TEL:PACK:PTP:TX:DEL:REQ:COUN?
See Also	FETCh:DATA:TELecom:PACKetsync:PTP:RX:DELay:RESPonse:GRANt:RATE?

:FETCh:DATA:TELecom:PACKetsync:PTP:TX:DELay:REQuest:RATE?

Description	This query returns rate of delay request messages sent by the Slave Clock. Navigation Path: Results > PTP Stats > Count/Rate > Tx > Delay Req > Rate
Syntax	:FETCh:DATA:TELecom:PACKetsync:PTP:TX:DELay:REQuest:RATE?
Response Syntax	<Rate>
Response(s)	**Rate**: The response data syntax for the first parameter is defined as a <NR2 NUMERIC RESPONSE DATA> element. Returns rate of delay request messages sent by the Slave Clock.
Example(s)	FETC:DATA:TEL:PACK:PTP:TX:DEL:REQ:RATE?
See Also	FETCh:DATA:TELecom:PACKetsync:PTP:RX:FOLLowup:RATE?

:FETCh:DATA:TELecom:PACKetsync:PTP:TX:DELay:REQuest:RESPonse:COUNt?

Description	This query returns count of delay responce messages sent by the Slave Clock Navigation Path: Results > PTP Stats > Count/Rate > Tx > Signaling Delay Resp Req > count
Syntax	:FETCh:DATA:TELecom:PACKetsync:PTP:TX:DELay:REQuest:RESPonse:COUNt?
Response Syntax	<Count>
Response(s)	**Count**: The response data syntax for the first parameter is defined as a <NR1 NUMERIC RESPONSE DATA> element. Returns count of delay resp-req messages sent by the Slave Clock
Example(s)	FETC:DATA:TEL:PACK:PTP:TX:DEL:REQ:RESP:COUN?
See Also	FETCh:DATA:TELecom:PACKetsync:PTP:RX:DELay:RESPonse:COUNt?

:FETCh:DATA:TELecom:PACKetsync:PTP:TX:DELay:REQuest:RESPonse:RATE?

Description	This query returns rate of delay response messages sent by the Slave Clock. Navigation Path: Results > PTP Stats > Count/Rate > Tx > Signaling Delay Resp Req > rate
Syntax	:FETCh:DATA:TELecom:PACKetsync:PTP:TX:DELay:REQuest:RESPonse:RATE?
Response Syntax	<Rate>
Response(s)	**Rate**: The response data syntax for the first parameter is defined as a <NR2 NUMERIC RESPONSE DATA> element. Returns rate of delay responce messages sent by the Slave Clock.
Example(s)	FETC:DATA:TEL:PACK:PTP:TX:DEL:REQ:RESP:RATE?
See Also	FETCh:DATA:TELecom:PACKetsync:PTP:RX:DELay:RATE?

:FETCh:DATA:TELecom:PACKetsync:PTP:TX:SYNC:REQuest:COUNt?

Description	This query returns count of Sync messages sent by the Slave Clock Navigation Path: Results > PTP Stats > Count/Rate > Tx > Signaling Sync Req > count
Syntax	:FETCh:DATA:TELecom:PACKetsync:PTP:TX:SYNC:REQuest:COUNt?
Response Syntax	<Count>
Response(s)	**Count**: The response data syntax for the first parameter is defined as a <NR1 NUMERIC RESPONSE DATA> element. Returns count of Sync messages sent by the Slave Clock
Example(s)	FETC:DATA:TEL:PACK:PTP:TX:SYNC:REQ:COUN?
See Also	FETCh:DATA:TELecom:PACKetsync:PTP:QL:OTHer?

:FETCh:DATA:TELecom:PACKetsync:PTP:TX:SYNC:REQuest:RATE?

Description	This query returns rate of Sync messages sent by the Slave Clock. Navigation Path: Results > PTP Stats > Count/Rate > Tx > Signaling Sync Req > rate
Syntax	:FETCh:DATA:TELecom:PACKetsync:PTP:TX:SYNC:REQuest:RATE?
Response Syntax	<Rate>
Response(s)	**Rate**: The response data syntax for the first parameter is defined as a <NR2 NUMERIC RESPONSE DATA> element. Returns rate of Sync messages sent by the Slave Clock.
Example(s)	FETC:DATA:TEL:PACK:PTP:TX:SYNC:REQ:RATE?
See Also	FETCh:DATA:TELecom:PACKetsync:PTP:RX:SYNC:RATE?

:FETCh:DATA:TELecom:PACKetsync:PTP:TX:TOTal:COUNt?

Description	This query returns count of all messages by which service being requested. Navigation Path: Results > PTP Stats > Count/Rate > Tx > Total
Syntax	:FETCh:DATA:TELecom:PACKetsync:PTP:TX:TOTal:COUNt?
Response Syntax	<Count>
Response(s)	**Count**: The response data syntax for the first parameter is defined as a <NR1 NUMERIC RESPONSE DATA> element. Returns count of all messages by which service being requested.
Example(s)	FETC:DATA:TEL:PACK:PTP:TX:TOT:COUN?
See Also	FETCh:DATA:TELecom:PACKetsync:PTPStat:RX:DELay:RESPonse:RATE?

FEC Statistics

:FETCh:DATA:TELecom:ETHernet:FEC:CODeword:CORRectable:PERCent?

Description

This query returns the correctable codeword percentage per symber error of FEC statistics.

At *RST condition, this value is set to device-dependent.

Navigation Path: Results > FEC Statistics > Symbol Error per Correctable Codeword > %

Syntax

:FETCh:DATA:TELecom:ETHernet:FEC:CODeword:CORRectable:PERCent? <wsp><Symbol>

Parameter(s)

Symbol:

The program data syntax for the first parameter is defined as a <DECIMAL NUMERIC PROGRAM DATA> element.

Selects the number of symbols.

Response Syntax

<Percent>

Response(s)

Percent:

The response data syntax for the first parameter is defined as a <STRING RESPONSE DATA> element.

Returns the codeword percent for the number of symbols.

Example(s)

FETC:DATA:TEL:ETH:FEC:COD:CORR:PERC? 1

See Also

FETCh:DATA:TELecom:FOTN:FEC:ERRor:COUNt?

:FETCh:DATA:TELecom:ETHernet:FEC:CODeword:CORRectable?

Description	This query returns the correctable codeword count per symber error of FEC statistics. At *RST condition, this value is set to device-dependent. Navigation Path: Results > FEC Statistics > Symbol Error per Correctable Codeword
Syntax	:FETCh:DATA:TELecom:ETHernet:FEC:CODeword:CORRectable? <wsp><Symbol>
Parameter(s)	**Symbol**: The program data syntax for the first parameter is defined as a <DECIMAL NUMERIC PROGRAM DATA> element. Selects the number of symbols.
Response Syntax	<Count>
Response(s)	**Count**: The response data syntax for the first parameter is defined as a <NR2 NUMERIC RESPONSE DATA> element. Returns the codeword count for the number of symbols.
Example(s)	FETC:DATA:TEL:ETH:FEC:COD:CORR? 1
See Also	FETCh:DATA:TELecom:FOTN:FEC:ERRor:COUNt?

:FETCh:DATA:TELecom:ETHernet:FEC:CODeword:EFRee:PERCent?

Description	This query returns the error-free codeword percentage of FEC statistics. At *RST condition, this value is set to device-dependent. Navigation Path: Results > FEC Statistics > Other Statistics > Error-free Codeword > %
Syntax	:FETCh:DATA:TELecom:ETHernet:FEC:CODeword:EFRee:PERCent?
Response Syntax	<Percent>
Response(s)	**Percent**: The response data syntax for the first parameter is defined as a <STRING RESPONSE DATA> element. Returns the codeword percent for error-free codeword.
Example(s)	FETC:DATA:TEL:ETH:FEC:COD:EFR:PERC?
See Also	FETCh:DATA:TELecom:FOTN:FEC:ERRor:COUNt?

:FETCh:DATA:TELecom:ETHernet:FEC:CODeword:EFRee?

Description	This query returns the error-free codeword count of FEC statistics. At *RST condition, this value is set to device-dependent. Navigation Path: Results > FEC Statistics > Other Statistics > Error-free Codeword
Syntax	:FETCh:DATA:TELecom:ETHernet:FEC:CODeword:EFRee?
Response Syntax	<Count>
Response(s)	**Count**: The response data syntax for the first parameter is defined as a <NR2 NUMERIC RESPONSE DATA> element. Returns the error-free codeword count.
Example(s)	FETC:DATA:TEL:ETH:FEC:COD:EFR?
See Also	FETCh:DATA:TELecom:FOTN:FEC:ERRor:COUNt?

:FETCh:DATA:TELecom:ETHernet:FEC:CODeword:UNCorrectable:PERCent?

Description	This query returns the uncorrectable codeword percentage of FEC statistics. At *RST condition, this value is set to device-dependent. Navigation Path: Results > FEC Statistics > Other Statistics > Uncorrectable Codeword > %
Syntax	:FETCh:DATA:TELecom:ETHernet:FEC:CODeword:UNCorrectable:PERCent?
Response Syntax	<Percent>
Response(s)	**Percent**: The response data syntax for the first parameter is defined as a <STRING RESPONSE DATA> element. Returns the codeword percent for uncorrectable codeword.
Example(s)	FETC:DATA:TEL:ETH:FEC:COD:UNC:PERC?
See Also	FETCh:DATA:TELecom:FOTN:FEC:ERRor:COUNt?

:FETCh:DATA:TELecom:ETHernet:FEC:CODeword:UNCorrectable?

Description	This query returns the uncorrectable codeword count of FEC Statistics. At *RST condition, this value is set to device-dependent. Navigation Path: Results > FEC Statistics > Other Statistics > Uncorrectable Codeword > Codeword Count
Syntax	:FETCh:DATA:TELecom:ETHernet:FEC:CODeword:UNCorrectable?
Response Syntax	<Count>
Response(s)	**Count**: The response data syntax for the first parameter is defined as a <NR2 NUMERIC RESPONSE DATA> element. Returns the uncorrectable error codeword count.
Example(s)	LINS0:FETC:DATA:TEL:ETH:FEC:COD:UNC?
See Also	FETCh:DATA:TELecom:ETHernet:FEC:CODeword:UNCorrectable:PERCent?

MPLS

:FETCh:DATA:TELecom:ETHernet:STReam:MPLS:FRAMes:RX?

Description	This query returns the label value (RX) for stream. Navigation Path: Results > Streams > MPLS > Stream > Lable1 /Label 2 RX
Syntax	:FETCh:DATA:TELecom:ETHernet:STReam:MPLS:FRAMes:RX? <wsp><Stream>, <Label Index>
Parameter(s)	**Stream**: The program data syntax for the first parameter is defined as a <DECIMAL NUMERIC PROGRAM DATA> element. Selects the stream number: 1 to 16 **Label Index**: The program data syntax for the second parameter is defined as a <DECIMAL NUMERIC PROGRAM DATA> element. Selects the Label Index.
Response Syntax	<Count>
Response(s)	**Count**: The response data syntax for the first parameter is defined as a <NR1 NUMERIC RESPONSE DATA> element. Returns the count of RX frames.
Example(s)	FETC:DATA:TEL:ETH:STR:MPLS:FRAM:RX? 1,1
See Also	SENSe:DATA:TELecom:ETHernet:STReam:MPLS:RX:COUNt?

:FETCh:DATA:TELecom:ETHernet:STReam:MPLS:FRAMes:TX?

Description

This query returns the label value (TX) for stream.

Navigation Path: Results > Streams > MPLS > Stream > Lable1 /Lable 2 TX

Syntax

:FETCh:DATA:TELecom:ETHernet:STReam:MPLS:FRAMes:TX? <wsp><Number>, <Label Index>

Parameter(s)

Number:

The program data syntax for the first parameter is defined as a <DECIMAL NUMERIC PROGRAM DATA> element.

Selects the stream number: 1 to 16

Label Index:

The program data syntax for the second parameter is defined as a <DECIMAL NUMERIC PROGRAM DATA> element.

Selects the Label Index.

Response Syntax

<Count>

Response(s)

Count:

The response data syntax for the first parameter is defined as a <NR1 NUMERIC RESPONSE DATA> element.

Returns the count of TX frames.

Example(s)

FETC:DATA:TEL:ETH:STR:MPLS:FRAM:TX? 1,1

See Also

SENSe:DATA:TELecom:ETHernet:STReam:MPLS:TX:COUNt?

:SENSe:DATA:TELecom:ETHernet:STReam:MPLS:RX:BANDwidth?

Description	This query returns the frame bandwidth of Multi Protocol Label Switching (MPLS) in megabits per second. At *RST condition, this value is device dependent. Navigation Path: Results > Streams > MPLS > Total RX MPLS > Ethernet BW(%)
Syntax	:SENSe:DATA:TELecom:ETHernet:STReam:MPLS:RX:BANDwidth?
Response Syntax	<Bandwidth>
Response(s)	**Bandwidth**: The response data syntax for the first parameter is defined as a <NR2 NUMERIC RESPONSE DATA> element. Returns the ethernet bandwidth(RX).
Example(s)	SOUR:DATA:TEL:ETH:PORT:MPLS ON SENS:DATA:TEL:ETH:STR:MPLS:RX:BAND?
See Also	SOURce:DATA:TELecom:ETHernet:STReam:MPLS:TTL

:SENSe:DATA:TELecom:ETHernet:STReam:MPLS:RX:COUNt?

Description	This query returns total of all Multi Protocol Label Switching (MPLS) received valid and invalid frames. At *RST condition, this value is device dependent. Navigation Path: Results > Streams > MPLS > Total RX MPLS > Frame Count
Syntax	:SENSe:DATA:TELecom:ETHernet:STReam:MPLS:RX:COUNt?
Response Syntax	<Count>
Response(s)	**Count**: The response data syntax for the first parameter is defined as a <NR2 NUMERIC RESPONSE DATA> element. Returns the count all received valid and invalid frames (RX).
Example(s)	SOUR:DATA:TEL:ETH:PORT:MPLS ON SENS:DATA:TEL:ETH:STR:MPLS:RX:COUN?
See Also	SOURce:DATA:TELecom:ELECtrical:STReam:MPLS:LABel

:SENSe:DATA:TELecom:ETHernet:STReam:MPLS:RX:RATE?

Description
This query returns the Multi Protocol Label Switching (MPLS) frame rate in frame per second.
At *RST condition, this value is device dependent.
Navigation Path: Results > Streams > MPLS > Total RX MPLS > Frame Rate (Frame/s)

Syntax
:SENSe:DATA:TELecom:ETHernet:STReam:MPLS:RX:RATE?

Response Syntax
<Rate>

Response(s)
Rate:
The response data syntax for the first parameter is defined as a <NR2 NUMERIC RESPONSE DATA> element.
Returns the frame rate(RX).

Example(s)
SOUR:DATA:TEL:ETH:PORT:MPLS ON
SENS:DATA:TEL:ETH:STR:MPLS:RX:RATE?

See Also
SOURce:DATA:TELecom:ETHernet:STReam:MPLS:TTL?

:SENSe:DATA:TELecom:ETHernet:STReam:MPLS:RX:UTILization?

Description	This query returns the Multi Protocol Label Switching (MPLS) frame utilization in percentage. At *RST condition, this value is device dependent. Navigation Path: Test > Traffic Gen and Mon/EtherSAM > Results > Streams > MPLS > Total RX MPLS > Line Utilization(%)
Syntax	:SENSe:DATA:TELecom:ETHernet:STReam:MPLS:RX:UTILization?
Response Syntax	<Utilization>
Response(s)	**Utilization**: The response data syntax for the first parameter is defined as a <NR2 NUMERIC RESPONSE DATA> element. Returns the frame utilization(RX).
Example(s)	SOUR:DATA:TEL:ETH:PORT:MPLS ON SENS:DATA:TEL:ETH:STR:MPLS:RX:UTIL?
See Also	SOURce:DATA:TELecom:ETHernet:MPLS:HEADers

:SENSe:DATA:TELecom:ETHernet:STReam:MPLS:TX:BANDwidth?

Description	This query returns the frame bandwidth of Multi Protocol Label Switching (MPLS) in megabits per second. At *RST condition, this value is device dependent. Navigation Path: Test > Traffic Gen and Mon/EtherSAM > Results > Streams > MPLS > Total TX MPLS > Ethernet BW(%)
Syntax	:SENSe:DATA:TELecom:ETHernet:STReam:MPLS:TX:BANDwidth?
Response Syntax	<Bandwidth>
Response(s)	**Bandwidth**: The response data syntax for the first parameter is defined as a <NR2 NUMERIC RESPONSE DATA> element. Returns the ethernet bandwidth (TX).
Example(s)	SOUR:DATA:TEL:ETH:PORT:MPLS ON SENS:DATA:TEL:ETH:STR:MPLS:TX:BAND?
See Also	SOURce:DATA:TELecom:ETHernet:STReam:MPLS:COSexp?

:SENSe:DATA:TELecom:ETHernet:STReam:MPLS:TX:COUNt?

Description

This query returns total of all Multi Protocol Label Switching (MPLS) received valid and invalid frames.

At *RST condition, this value is device dependent.

Navigation Path: Test > Traffic Gen and Mon/EtherSAM > Results > Streams > MPLS > Total TX MPLS > Frame Count

Syntax

:SENSe:DATA:TELecom:ETHernet:STReam:MPLS:TX:COUNt?

Response Syntax

<Count>

Response(s)

Count:

The response data syntax for the first parameter is defined as a <NR2 NUMERIC RESPONSE DATA> element.

Returns the count of all received valid and invalid frames (TX).

Example(s)

SOUR:DATA:TEL:ETH:PORT:MPLS ON

SENS:DATA:TEL:ETH:STR:MPLS:TX:COUN?

See Also

SOURce:DATA:TELecom:ETHernet:STReam:MPLS:TTL

:SENSe:DATA:TELecom:ETHernet:STReam:MPLS:TX:RATE?

Description

This query returns the Multi Protocol Label Switching (MPLS) frame rate in frame per second.

At *RST condition, this value is device dependent.

Navigation Path: Test > Traffic Gen and Mon/EtherSAM > Results > Streams > MPLS > Total TX MPLS > Frame Rate (Frame/s)

Syntax

:SENSe:DATA:TELecom:ETHernet:STReam:MPLS:TX:RATE?

Response Syntax

<Rate>

Response(s)

Rate:

The response data syntax for the first parameter is defined as a <NR2 NUMERIC RESPONSE DATA> element.

Returns the frame rate (TX).

Example(s)

SOUR:DATA:TEL:ETH:PORT:MPLS ON

SENS:DATA:TEL:ETH:STR:MPLS:TX:RATE?

See Also

SOURce:DATA:TELecom:ETHernet:STReam:MPLS:COSexp

:SENSe:DATA:TELecom:ETHernet:STReam:MPLS:TX:UTILization?

Description	This query returns the Multi Protocol Label Switching (MPLS) frame utilization in percentage. At *RST condition, this value is device dependent. Navigation Path: Test > Traffic Gen and Mon/EtherSAM > Results > Streams > MPLS > Total TX MPLS > Line Utilization(%)
Syntax	:SENSe:DATA:TELecom:ETHernet:STReam:MPLS:TX:UTILization?
Response Syntax	<Utilization>
Response(s)	**Utilization**: The response data syntax for the first parameter is defined as a <NR2 NUMERIC RESPONSE DATA> element. Returns the frame utilization (TX).
Example(s)	SOUR:DATA:TEL:ETH:PORT:MPLS ON SENS:DATA:TEL:ETH:STR:MPLS:TX:UTIL?
See Also	SOURce:DATA:TELecom:ETHernet:STReam:MPLS:TTL?

S-OAM and MPLS-TP OAM

:FETCh:DATA:TELecom:SOAM:FDELay:AVERage:DELay?

Description	This query returns the S-OAM Traffic Monitoring Statistics Average Delay. At *RST condition, this value is device dependent. Navigation Path: Results > Summary > Frame Delay > Average > Delay Navigation Path: Results > S-OAM > Frame Delay > Average > Delay
Syntax	:FETCh:DATA:TELecom:SOAM:FDELay:AVERage:DELay?
Response Syntax	<Value>
Response(s)	**Value**: The response data syntax for the first parameter is defined as a <NR2 NUMERIC RESPONSE DATA> element. Returns the Frame delay average Count.
Example(s)	FETC:DATA:TEL:SOAM:FDELay:AVERage:DELay?
See Also	FETCh:DATA:TELecom:SOAM:TEST:STATus?

:FETCh:DATA:TELecom:SOAM:FDELay:CURRent:DELay?

Description	This query returns the S-OAM Traffic Monitoring Statistics Current Delay. At *RST condition, this value is device dependent. Navigation Path: Results > Summary > Frame Delay > Current > Delay Navigation Path: Results > S-OAM > Frame Delay > Current > Delay
Syntax	:FETCh:DATA:TELecom:SOAM:FDELay:CURRent:DELay?
Response Syntax	<Value>
Response(s)	**Value**: The response data syntax for the first parameter is defined as a <NR2 NUMERIC RESPONSE DATA> element. Returns the Frame delay current Count.
Example(s)	FETC:DATA:TEL:SOAM:FDELay:CURRent:DELay?
See Also	FETCh:DATA:TELecom:SOAM:LOOPback:INValid:PAYLoad:COUNt?

:FETCh:DATA:TELecom:SOAM:FDELay:FAILed:COUNt:VERDict?

Description	This query returns the S-OAM Traffic Monitoring Statistics Fail Count Pass/Fail Verdict. At *RST condition, this value is device dependent. Navigation Path: Results > S-OAM > Frame Delay > Failed > Count > Pass/Fail Verdict Navigation Path: Results > Summary > Results Summary > Frame Delay Measurement > Failed > Pass/Fail Verdict
Syntax	:FETCh:DATA:TELecom:SOAM:FDELay:FAILed:COUNt:VERDict?
Response Syntax	<Frame Delay Failed Count VERDICT>
Response(s)	**Frame Delay Failed Count VERDICT**: The response data syntax for the first parameter is defined as a <CHARACTER RESPONSE DATA> element. Returns Frame Delay Failed Count verdict status. Pass Fail
Example(s)	FETC:DATA:TEL:SOAM:FDELay:FAILed:COUNt:VERD?
See Also	FETCh:DATA:TELecom:SOAM:SLOSs:PERcent:VERD?

:FETCh:DATA:TELecom:SOAM:FDELay:FAILed:COUNt?

Description	This query returns the S-OAM Traffic Monitoring Statistics Fail Count. At *RST condition, this value is device dependent. Navigation Path: Results > S-OAM > Frame Delay > Failed > Count
Syntax	:FETCh:DATA:TELecom:SOAM:FDELay:FAILed:COUNt?
Response Syntax	<Value>
Response(s)	**Value**: The response data syntax for the first parameter is defined as a <NR1 NUMERIC RESPONSE DATA> element. Returns the Frame delay failed Count.
Example(s)	FETC:DATA:TEL:SOAM:FDELay:FAILed:COUNt?
See Also	FETCh:DATA:TELecom:SOAM:LOOPback:LBR:TIMeout:COUNt?

:FETCh:DATA:TELecom:SOAM:FDELay:INValid:DMR:COUNt?

Description

This query returns the S-OAM Traffic Monitoring Statistics Invalid DMR Count.

At *RST condition, this value is device dependent.

Navigation Path: Results > Summary > Frame Delay > Invalid DMR > Count

Navigation Path: Results > S-OAM > Frame Delay > Invalid DMR > Count

Syntax

:FETCh:DATA:TELecom:SOAM:FDELay:INValid:DMR:COUNt?

Response Syntax

<Value>

Response(s)

Value:

The response data syntax for the first parameter is defined as a <NR1 NUMERIC RESPONSE DATA> element.

Returns the Frame delay Invalid DMR Count.

Example(s)

FETC:DATA:TEL:SOAM:FDELay:INValid:DMR:COUNt?

See Also

FETCh:DATA:TELecom:SOAM:LOOPback:TX:LBM:COUNt?

:FETCh:DATA:TELecom:SOAM:FDELay:MAXimum:DELay:VERDict?

Description	This query returns the S-OAM Traffic Monitoring Statistics Maximum Delay Pass/Fail Verdict. At *RST condition, this value is device dependent. Navigation Path: Results > Summary > Frame Delay > Maximum > Delay > Pass/Fail Verdict Navigation Path: Results > S-OAM > Frame Delay > Maximum > Delay Navigation Path: Results > Summary > Results Summary > Frame Delay(ms)(Maximum) > Results > Pass/Fail Verdict
Syntax	:FETCh:DATA:TELecom:SOAM:FDELay:MAXimum:DELay:VERDict?
Response Syntax	<Frame Delay Maximum Delay VERDICT>
Response(s)	**Frame Delay Maximum Delay VERDICT**: The response data syntax for the first parameter is defined as a <CHARACTER RESPONSE DATA> element. Returns Frame Delay Maximum Delay verdict status. Pass Fail
Example(s)	FETC:DATA:TEL:SOAM:FDELay:MAXimum:DELay:VERD?
See Also	FETCh:DATA:TELecom:SOAM:LOOPback:STATus:VERD?

:FETCh:DATA:TELecom:SOAM:FDELay:MAXimum:DELay?

Description

This query returns the S-OAM Traffic Monitoring Statistics Maximum Delay.

At *RST condition, this value is device dependent.

Navigation Path: Results > Summary > Frame Delay > Maximum > Delay

Navigation Path: Results > S-OAM > Frame Delay > Maximum > Delay

Syntax

:FETCh:DATA:TELecom:SOAM:FDELay:MAXimum:DELay?

Response Syntax

<Value>

Response(s)

Value:

The response data syntax for the first parameter is defined as a <NR2 NUMERIC RESPONSE DATA> element.

Returns the Frame delay maximum Count.

Example(s)

FETC:DATA:TEL:SOAM:FDELay:MAXimum:DELay?

See Also

FETCh:DATA:TELecom:SOAM:LOOPback:FAILed:COUNt?

:FETCh:DATA:TELecom:SOAM:FDELay:MINimum:DELay?

Description	This query returns the S-OAM Traffic Monitoring Statistics Minimum Delay. At *RST condition, this value is device dependent. Navigation Path: Results > Summary > Frame Delay > Minimum > Delay Navigation Path: Results > S-OAM > Frame Delay > Minimum > Delay
Syntax	:FETCh:DATA:TELecom:SOAM:FDELay:MINimum:DELay?
Response Syntax	<Value>
Response(s)	**Value**: The response data syntax for the first parameter is defined as a <NR2 NUMERIC RESPONSE DATA> element. Returns the Frame delay minimum Count.
Example(s)	FETC:DATA:TEL:SOAM:FDELay:MINimum:DELay?
See Also	FETCh:DATA:TELecom:SOAM:LOOPback:SUCessful:COUNt?

:FETCh:DATA:TELecom:SOAM:FDELay:RX:DMR:COUNt?

Description

This query returns the S-OAM Traffic Monitoring Statistics RX DMR Count.

At *RST condition, this value is device dependent.

Navigation Path: Results > Summary > Frame Delay > RX DMR > Count

Navigation Path: Results > S-OAM > Frame Delay > RX DMR > Count

Syntax

:FETCh:DATA:TELecom:SOAM:FDELay:RX:DMR:COUNt?

Response Syntax

<Value>

Response(s)

Value:

The response data syntax for the first parameter is defined as a <NR1 NUMERIC RESPONSE DATA> element.

Returns the Frame delay Rx DMR Count.

Example(s)

FETC:DATA:TEL:SOAM:FDELay:RX:DMR:COUNt?

See Also

FETCh:DATA:TELecom:SOAM:LOOPback:STATus?

:FETCh:DATA:TELecom:SOAM:FDELay:STATus:VERDict?

Description	This query returns the Frame Delay function shall report a Test Status Pass/Fail Verdict. At *RST condition, this value is device dependent. Navigation Path: Results > Summary > Frame Delay > Status > Pass/Fail Verdict Navigation Path: Results > S-OAM > Frame Delay > Status
Syntax	:FETCh:DATA:TELecom:SOAM:FDELay:STATus:VERDict?
Response Syntax	<Frame Delay Status VERDICT>
Response(s)	**Frame Delay Status VERDICT**: The response data syntax for the first parameter is defined as a <CHARACTER RESPONSE DATA> element. Returns Frame Delay Status verdict status. PASS,PASS as Delay Status verdict status is returned. FAIL,FAIL as Delay Status verdict status is returned.
Example(s)	FETC:DATA:TEL:SOAM:FDELay:STATus:VERD?
See Also	FETCh:DATA:TELecom:SOAM:SLOSs:FAILed:COUNt:VERD?

:FETCh:DATA:TELecom:SOAM:FDELay:STATus?

Description

This query returns the Frame Delay function shall report a Test Status.

At *RST condition, this value is Idle, In Progress, Completed, Aborted.

Navigation Path: Results > Summary > Frame Delay > Status

Navigation Path: Results > S-OAM > Frame Delay > Status

Syntax

:FETCh:DATA:TELecom:SOAM:FDELay:STATus?

Response Syntax

<Status>

Response(s)

Status:

The response data syntax for the first parameter is defined as a <CHARACTER RESPONSE DATA> element.

Returns the Frame delay function running status.

IDLE, selected status as IDLE

INPROGRESS, selected status as INPROGRESS

COMPLETED, selected status as COMPLETED

ABORTED, selected status as ABORTED

Example(s)

FETC:DATA:TEL:SOAM:FDELay:STATus?

See Also

FETCh:DATA:TELecom:SOAM:LOOPback:INValid:LBR:COUNt?

:FETCh:DATA:TELecom:SOAM:FDELay:SUCCessful:COUNt?

Description	This query returns the S-OAM Traffic Monitoring Statistics Successful Count. At *RST condition, this value is device dependent. Navigation Path: Results > S-OAM > Frame Delay > Successful > Count
Syntax	:FETCh:DATA:TELecom:SOAM:FDELay:SUCCessful:COUNt?
Response Syntax	<Value>
Response(s)	**Value**: The response data syntax for the first parameter is defined as a <NR1 NUMERIC RESPONSE DATA> element. Returns the Frame delay successful Count.
Example(s)	FETC:DATA:TEL:SOAM:FDEL:SUCC:COUN?
See Also	FETCh:DATA:TELecom:SOAM:LOOPback:RX:LBR:COUNt?

:FETCh:DATA:TELecom:SOAM:FDELay:TX:DMM:COUNt?

Description

This query returns the S-OAM Traffic Monitoring Statistics TX DMM Count.

At *RST condition, this value is device dependent.

Navigation Path: Results > Summary > Frame Delay > TX DMM > Count

Navigation Path: Results > S-OAM > Frame Delay > TX DMM > Count

Syntax

:FETCh:DATA:TELecom:SOAM:FDELay:TX:DMM:COUNt?

Response Syntax

<Value>

Response(s)

Value:

The response data syntax for the first parameter is defined as a <NR1 NUMERIC RESPONSE DATA> element.

Returns the Frame delay Tx DMM Count.

Example(s)

FETC:DATA:TEL:SOAM:FDELay:TX:DMM:COUNt?

See Also

FETCh:DATA:TELecom:SOAM:FLOSs:PERcent? FARend

:FETCh:DATA:TELecom:SOAM:FLOSs:COUNt?

Description

This query returns the S-OAM Traffic Monitoring Statistics Frame Loss Near End/Far End Count.

At *RST condition, this value is device dependent.

Navigation Path: Results > Summary > Frame Loss > Count(NearEnd/FarEnd)

Navigation Path: Results > S-OAM > Frame Loss > Count(NearEnd/FarEnd)

Syntax

:FETCh:DATA:TELecom:SOAM:FLOSs:COUNt? <wsp><type>

Parameter(s)

type:

The program data syntax for the first parameter is defined as a <CHARACTER PROGRAM DATA> element.

Selects Nearend or farend Frame loss count

NEAREND: NEARend Frame loss count

FAREND: FARend Frame loss count

Response Syntax

<Value>

Response(s)

Value:

The response data syntax for the first parameter is defined as a <NR1 NUMERIC RESPONSE DATA> element.

Returns the Frame Loss NEARend or FARend Count.

Example(s)

FETC:DATA:TEL:SOAM:FLOSs:COUNt? NEARend

See Also

FETCh:DATA:TELecom:SOAM:FDELay:TX:DMM:COUNt?

:FETCh:DATA:TELecom:SOAM:FLOSs:FAILed:COUNt:VERDict?

Description

This query returns the S-OAM Traffic Monitoring Statistics Frame Loss Failed Count Pass/Fail Verdict.

At *RST condition, this value is device dependent.

Navigation Path: Results > S-OAM > Frame Loss > Failed > Count > Pass/Fail Verdict

Navigation Path: Results > Summary > Results Summary > Frame Loss Measurement > Failed > Pass/Fail Verdict

Syntax

:FETCh:DATA:TELecom:SOAM:FLOSs:FAILed:COUNt:VERDict?

Response Syntax

<Frame Loss Failed Count VERDICT>

Response(s)

Frame Loss Failed Count VERDICT:

The response data syntax for the first parameter is defined as a <CHARACTER RESPONSE DATA> element.

Returns Frame Loss Failed Count verdict status.

PASS, PASS as Frame Loss Failed Count verdict status is returned.

FAIL, FAIL as Frame Loss Failed Count verdict status is returned.

Example(s)

FETC:DATA:TEL:SOAM:FLOSs:FAILed:COUNt:VERD?

See Also

FETCh:DATA:TELecom:SOAM:TEST:STATus:VERD?

:FETCh:DATA:TELecom:SOAM:FLOSs:FAILed:COUNt?

Description	This query returns the S-OAM Traffic Monitoring Statistics Frame Loss Failed Count. At *RST condition, this value is device dependent. Navigation Path: Results > S-OAM > Frame Loss > Failed > Count
Syntax	:FETCh:DATA:TELecom:SOAM:FLOSs:FAILed:COUNt?
Response Syntax	<Value>
Response(s)	**Value**: The response data syntax for the first parameter is defined as a <NR1 NUMERIC RESPONSE DATA> element. Returns the Frame Loss failed Count.
Example(s)	FETC:DATA:TEL:SOAM:FLOSs:FAILed:COUNt?
See Also	FETCh:DATA:TELecom:SOAM:TEST:SUCessful:COUNt?

:FETCh:DATA:TELecom:SOAM:FLOSs:INValid:LMR:COUNt?

Description	This query returns the S-OAM Traffic Monitoring Statistics Frame Loss Invalid LMR Count. At *RST condition, this value is device dependent. Navigation Path: Results > Summary > Frame Loss > Invalid LMR > Count Navigation Path: Results > S-OAM > Frame Loss > Invalid LMR > Count
Syntax	:FETCh:DATA:TELecom:SOAM:FLOSs:INValid:LMR:COUNt?
Response Syntax	<Value>
Response(s)	**Value**: The response data syntax for the first parameter is defined as a <NR1 NUMERIC RESPONSE DATA> element. Returns the Frame Loss Invalid LMR Count.
Example(s)	FETC:DATA:TEL:SOAM:FLOSs:INValid:LMR:COUNt?
See Also	FETCh:DATA:TELecom:SOAM:TEST:INValid:TST:COUNt?

:FETCh:DATA:TELecom:SOAM:FLOSs:PERCent:VERDict?

Description

This query returns the S-OAM Traffic Monitoring Statistics Frame Loss Near End/Far End Percent Pass/Fail Verdict.

At *RST condition, this value is device dependent.

Navigation Path: Results > Summary > Frame Loss > Percent(NearEnd/FarEnd) > Pass/Fail Verdict

Navigation Path: Results > S-OAM > Frame Loss > Percent(NearEnd/FarEnd)

Navigation Path: Results > Summary > Results Summary > Frame Loss Ratio > Result (NearEnd/FarEnd) > Pass/Fail Verdict

Syntax

:FETCh:DATA:TELecom:SOAM:FLOSs:PERCent:VERDict? <wsp><type>

Parameter(s)

type:

The program data syntax for the first parameter is defined as a <CHARACTER PROGRAM DATA> element.

Selects Nearend or farend Frame loss count

NEAREND: NEARend Frame loss count

FAREND: FARend Frame loss count

Response Syntax

<Frame Loss Farend & NearEnd ratio VERDICT>

Response(s)

Frame Loss Farend & NearEnd ratio VERDICT:

The response data syntax for the first parameter is defined as a <CHARACTER RESPONSE DATA> element.

Returns Frame Loss Farend & NearEnd ratio verdict status.

Example(s)

FETC:DATA:TEL:SOAM:FLOSs:PERcent:VERD? FARend

See Also

FETCh:DATA:TELecom:SOAM:TEST:FAILed:COUNt:VERD?

:FETCh:DATA:TELecom:SOAM:FLOSs:PERCent?

Description

This query returns the S-OAM Traffic Monitoring Statistics Frame Loss Near End/Far End Percent.

At *RST condition, this value is device dependent.

Navigation Path: Results > Summary > Frame Loss > Percent(NearEnd/FarEnd)

Navigation Path: Results > S-OAM > Frame Loss > Percent(NearEnd/FarEnd)

Syntax

:FETCh:DATA:TELecom:SOAM:FLOSs:PERCent? <wsp><type>

Parameter(s)

type:

The program data syntax for the first parameter is defined as a <CHARACTER PROGRAM DATA> element.

Selects Nearend or farend Frame loss count

NEAREND: NEARend Frame loss count

FAREND: FARend Frame loss count

Response Syntax

<Value>

Response(s)

Value:

The response data syntax for the first parameter is defined as a <NR2 NUMERIC RESPONSE DATA> element.

Returns the Frame Loss NEARend or FARend percent.

Example(s)

FETC:DATA:TEL:SOAM:FLOSs:PERcent? FARend

See Also

FETCh:DATA:TELecom:SOAM:FDELay:RX:DMR:COUNt?

:FETCh:DATA:TELecom:SOAM:FLOSs:RX:LMR:COUNt?

Description	This query returns the S-OAM Traffic Monitoring Statistics Frame Loss RX LMR Count. At *RST condition, this value is device dependent. Navigation Path: Results > Summary > Frame Loss > RX LMR > Count Navigation Path: Results > S-OAM > Frame Loss > RX LMR > Count
Syntax	:FETCh:DATA:TELecom:SOAM:FLOSs:RX:LMR:COUNt?
Response Syntax	<Value>
Response(s)	**Value**: The response data syntax for the first parameter is defined as a <NR1 NUMERIC RESPONSE DATA> element. Returns the Frame Loss Rx LMR Count.
Example(s)	FETC:DATA:TEL:SOAM:FLOSs:RX:LMR:COUNt?
See Also	FETCh:DATA:TELecom:SOAM:TEST:RX:TST:COUNt?

:FETCh:DATA:TELecom:SOAM:FLOSs:STATus:VERDict?

Description

This query returns the Frame Loss function shall report a Test Status Pass/Fail Verdict.

At *RST condition, this value is device dependent.

Navigation Path: Results > Summary > Frame Loss > Status > Pass/Fail Verdict

Navigation Path: Results > S-OAM > Frame Loss > Status

Syntax

:FETCh:DATA:TELecom:SOAM:FLOSs:STATus:VERDict?

Response Syntax

<Frame Loss status VERDICT>

Response(s)

Frame Loss status VERDICT:

The response data syntax for the first parameter is defined as a <CHARACTER RESPONSE DATA> element.

Returns Frame Loss status verdict status

PASS, PASS as Frame Loss status verdict status is returned.

FAIL, FAIL as Frame Loss status verdict statusis returned.

Example(s)

FETC:DATA:TEL:SOAM:FLOSs:STATus:VERD?

See Also

FETCh:DATA:TELecom:SOAM:LOOPback:FAILed:COUNt:VERD?

:FETCh:DATA:TELecom:SOAM:FLOSs:STATus?

Description	This query returns the Frame Loss function shall report a Test Status. At *RST condition, this value is Idle, In Progress, Completed, Aborted Navigation Path: Results > Summary > Frame Loss > Status Navigation Path: Results > S-OAM > Frame Loss > Status
Syntax	:FETCh:DATA:TELecom:SOAM:FLOSs:STATus?
Response Syntax	<Status>
Response(s)	**Status**: The response data syntax for the first parameter is defined as a <CHARACTER RESPONSE DATA> element. Returns the Frame loss function running Status. IDLE, IDLE is selected as Frame loss function running Status. INPROGRESS, INPROGRESS is selected as Frame loss function running Status. COMPLETED, COMPLETED is selected as Frame loss function running Status. ABORTED, ABORTED is selected as Frame loss function running Status.
Example(s)	FETC:DATA:TEL:SOAM:FLOSs:STATus?
See Also	FETCh:DATA:TELecom:SOAM:TEST:FAILed:COUNt?

:FETCh:DATA:TELecom:SOAM:FLOSs:SUCCessful:COUNt?

Description	This query returns the S-OAM Traffic Monitoring Statistics Frame Loss Successful Count. At *RST condition, this value is device dependent. Navigation Path: Results > S-OAM > Frame Loss > Successful > Count
Syntax	:FETCh:DATA:TELecom:SOAM:FLOSs:SUCCessful:COUNt?
Response Syntax	<Value>
Response(s)	**Value**: The response data syntax for the first parameter is defined as a <NR1 NUMERIC RESPONSE DATA> element. Returns the Frame Loss Successful Count.
Example(s)	FETC:DATA:TEL:SOAM:FLOS:SUCC:COUN?
See Also	FETCh:DATA:TELecom:SOAM:TEST:INValid:PAYLoad:COUNt?

:FETCh:DATA:TELecom:SOAM:FLOSs:TX:LMM:COUNt?

Description	This query returns the S-OAM Traffic Monitoring Statistics Frame Loss TX LMM Count. At *RST condition, this value is device dependent. Navigation Path: Results > Summary > Frame Loss > TX LMM > Count Navigation Path: Results > S-OAM > Frame Loss > TX LMM > Count
Syntax	:FETCh:DATA:TELecom:SOAM:FLOSs:TX:LMM:COUNt?
Response Syntax	<Value>
Response(s)	**Value**: The response data syntax for the first parameter is defined as a <NR1 NUMERIC RESPONSE DATA> element. Returns the Frame Loss Tx LMM Count.
Example(s)	FETC:DATA:TEL:SOAM:FLOSs:TX:LMM:COUNt?
See Also	FETCh:DATA:TELecom:SOAM:TEST:TX:TST:COUNt?

:FETCh:DATA:TELecom:SOAM:LOOPback:FAILed:COUNt:VERDict?

Description	This query returns the S-OAM Traffic Monitoring Statistics Fail Count Pass/Fail Verdict. At *RST condition, this value is device dependent. Navigation Path: Results > S-OAM > Loopback > Failed > Count > Pass/Fail Verdict Navigation Path: Results > Summary > Results Summary > Loopback
Syntax	:FETCh:DATA:TELecom:SOAM:LOOPback:FAILed:COUNt:VERDict?
Response Syntax	<Loopback Failed Count VERDICT>
Response(s)	**Loopback Failed Count VERDICT**: The response data syntax for the first parameter is defined as a <CHARACTER RESPONSE DATA> element. Returns Loopback Failed Count verdict status. PASS,PASS as Loopback Failed Count verdict status is returned. FAIL,FAIL as Loopback Failed Count verdict status is returned.
Example(s)	FETC:DATA:TEL:SOAM:LOOPback:FAILed:COUNt:VERD?
See Also	FETCh:DATA:TELecom:SOAM:FLOSs:FAILed:COUNt:VERD?

:FETCh:DATA:TELecom:SOAM:LOOPback:FAILed:COUNt?

Description	This query returns the S-OAM Traffic Monitoring Statistics Fail Count. At *RST condition, this value is device dependent. Navigation Path: Results > S-OAM > Loopback > Successful > Count
Syntax	:FETCh:DATA:TELecom:SOAM:LOOPback:FAILed:COUNt?
Response Syntax	<Value>
Response(s)	**Value**: The response data syntax for the first parameter is defined as a <NR1 NUMERIC RESPONSE DATA> element. Returns the Loopback failed Count.
Example(s)	FETC:DATA:TEL:SOAM:LOOPback:FAILed:COUNt?
See Also	FETCh:DATA:TELecom:SOAM:SLOSs:PERcent? FARend

:FETCh:DATA:TELecom:SOAM:LOOPback:INValid:LBR:COUNt?

Description

This query returns the S-OAM Traffic Monitoring Statistics Invalid LBR Count

At *RST condition, this value is device dependent.

Navigation Path: Results > Summary > Loopback > Invalid LBR > Count

Navigation Path: Results > S-OAM > Loopback > Invalid LBR > Count

Syntax

:FETCh:DATA:TELecom:SOAM:LOOPback:INValid:LBR:COUNt?

Response Syntax

<Value>

Response(s)

Value:

The response data syntax for the first parameter is defined as a <NR1 NUMERIC RESPONSE DATA> element.

Returns the Loopback Invalid LBR Count.

Example(s)

FETC:DATA:TEL:SOAM:LOOPback:INValid:LBR:COUNt?

See Also

FETCh:DATA:TELecom:SOAM:SLOSs:FAILed:COUNt?

:FETCh:DATA:TELecom:SOAM:LOOPback:INValid:PAYLoad:COUNt?

Description	This query returns the S-OAM Traffic Monitoring Statistics Invalid Payload Count At *RST condition, this value is device dependent. Navigation Path: Results > Summary > Loopback > Invalid Payload > Count Navigation Path: Results > S-OAM > Loopback > Invalid Payload > Count
Syntax	:FETCh:DATA:TELecom:SOAM:LOOPback:INValid:PAYLoad:COUNt?
Response Syntax	<Value>
Response(s)	**Value**: The response data syntax for the first parameter is defined as a <NR1 NUMERIC RESPONSE DATA> element. Returns the Loopback invalid payload Count.
Example(s)	FETC:DATA:TEL:SOAM:LOOPback:INValid:PAYLoad:COUNt?
See Also	FETCh:DATA:TELecom:SOAM:SLOSs:STATus?

:FETCh:DATA:TELecom:SOAM:LOOPback:LBR:TIMeout:COUNt?

Description	This query returns the S-OAM Traffic Monitoring Statistics LBR TimeOut Count At *RST condition, this value is device dependent. Navigation Path: Results > Summary > Loopback > LBR Timeout > Count Navigation Path: Results > S-OAM > Loopback > LBR Timeout > Count
Syntax	:FETCh:DATA:TELecom:SOAM:LOOPback:LBR:TIMeout:COUNt?
Response Syntax	<Value>
Response(s)	**Value**: The response data syntax for the first parameter is defined as a <NR1 NUMERIC RESPONSE DATA> element. Returns the Loopback LBR timeout Count.
Example(s)	FETC:DATA:TEL:SOAM:LOOPback:LBR:TIMeout:COUNt?
See Also	FETCh:DATA:TELecom:SOAM:SLOSs:SUCessful:COUNt?

:FETCh:DATA:TELecom:SOAM:LOOPback:RX:LBR:COUNt?

Description	This query returns the S-OAM Traffic Monitoring Statistics TX LBM Count At *RST condition, this value is device dependent. Navigation Path: Results > Summary > Loopback > RX LBR > Count Navigation Path: Results > S-OAM > Loopback > RX LBR > Count
Syntax	:FETCh:DATA:TELecom:SOAM:LOOPback:RX:LBR:COUNt?
Response Syntax	<Value>
Response(s)	**Value**: The response data syntax for the first parameter is defined as a <NR1 NUMERIC RESPONSE DATA> element. Returns the Loopback Rx LBR Count.
Example(s)	FETC:DATA:TEL:SOAM:LOOPback:RX:LBR:COUNt?
See Also	FETCh:DATA:TELecom:SOAM:SLOSs:INValid:SLR:COUNt?

:FETCh:DATA:TELecom:SOAM:LOOPback:STATus:VERDict?

Description	This query returns the Loopback function shall report a Test Status Pass/Fail Verdict At *RST condition, this value is device dependent. Navigation Path: Results > Summary > Loopback > Status > Pass/Fail Verdict Navigation Path: Results > S-OAM > Loopback > Status
Syntax	:FETCh:DATA:TELecom:SOAM:LOOPback:STATus:VERDict?
Response Syntax	<Loopback Status VERDICT>
Response(s)	**Loopback Status VERDICT**: The response data syntax for the first parameter is defined as a <CHARACTER RESPONSE DATA> element. Returns Loopback Status verdict status. PASS,PASS as Loopback Status verdict status is returned. FAIL,FAIL as Loopback Status verdict status is returned.
Example(s)	FETC:DATA:TEL:SOAM:LOOPback:STATus:VERD?
See Also	FETCh:DATA:TELecom:SOAM:FLOSs:STATus:VERD?

:FETCh:DATA:TELecom:SOAM:LOOPback:STATus?

Description

This query returns the Loopback function shall report a Test Status

At *RST condition, this value is Idle, In Progress, Completed, Aborted.

Navigation Path: Results > Summary > Loopback > Status

Navigation Path: Results > S-OAM > Loopback > Status

Syntax

:FETCh:DATA:TELecom:SOAM:LOOPback:STATus?

Response Syntax

<Status>

Response(s)

Status:

The response data syntax for the first parameter is defined as a <CHARACTER RESPONSE DATA> element.

Returns the Loopback function running Status.

IDLE, IDLE is selected as Loopback function running Status.

INPROGRESS, INPROGRESS is selected as Loopback function running Status.

COMPLETED,COMPLETED is selected as Loopback function running Status.

ABORTED, BORTED is selected as Loopback function running Status.

Example(s)

FETC:DATA:TEL:SOAM:LOOPback:STATus?

See Also

FETCh:DATA:TELecom:SOAM:SLOSs:TX:SLM:COUNt?

:FETCh:DATA:TELecom:SOAM:LOOPback:SUCCessful:COUNt?

Description	This query returns the S-OAM Traffic Monitoring Statistics Successful Count. At *RST condition, this value is device dependent. Navigation Path: Results > S-OAM > Loopback > Successful > Count
Syntax	:FETCh:DATA:TELecom:SOAM:LOOPback:SUCCessful:COUNt?
Response Syntax	<Value>
Response(s)	**Value**: The response data syntax for the first parameter is defined as a <NR1 NUMERIC RESPONSE DATA> element. Returns the Loopback successful Count.
Example(s)	FETC:DATA:TEL:SOAM:LOOP:SUCC:COUN?
See Also	FETCh:DATA:TELecom:SOAM:SLOSs:COUNt? NEARend

:FETCh:DATA:TELecom:SOAM:LOOPback:TX:LBM:COUNt?

Description	This query returns the S-OAM Traffic Monitoring Statistics TX LBM Count At *RST condition, this value is device dependent. Navigation Path: Results > Summary > Loopback > TX LBM > Count Navigation Path: Results > S-OAM > Loopback > TX LBM > Count
Syntax	:FETCh:DATA:TELecom:SOAM:LOOPback:TX:LBM:COUNt?
Response Syntax	<Value>
Response(s)	**Value**: The response data syntax for the first parameter is defined as a <NR1 NUMERIC RESPONSE DATA> element. Returns the Loopback Tx LBM Count.
Example(s)	FETC:DATA:TEL:SOAM:LOOPback:TX:LBM:COUNt?
See Also	FETCh:DATA:TELecom:SOAM:SLOSs:RX:SLR:COUNt?

:FETCh:DATA:TELecom:SOAM:SLOSs:COUNt?

Description

This query returns the S-OAM Traffic Monitoring Statistics Synthetic Loss Near End/Far End Count.

At *RST condition, this value is device dependent.

Navigation Path: Results > Summary > Synthetic Loss > Count(NearEnd/FarEnd)

Navigation Path: Results > S-OAM > Synthetic Loss > Count(NearEnd/FarEnd)

Syntax

:FETCh:DATA:TELecom:SOAM:SLOSs:COUNt? <wsp><type>

Parameter(s)

type:

The program data syntax for the first parameter is defined as a <CHARACTER PROGRAM DATA> element.

Selects Nearend or farend Synthetic loss count

NEAREND: NEARend Frame loss count

FAREND: FARend Frame loss count

Response Syntax

<Value>

Response(s)

Value:

The response data syntax for the first parameter is defined as a <NR1 NUMERIC RESPONSE DATA> element.

Returns the Sythetic Loss NEARend or FARend Count.

Example(s)

FETC:DATA:TEL:SOAM:SLOSs:COUNt? NEARend

See Also

FETCh:DATA:TELecom:SOAM:FDELay:MAXimum:DELay?

:FETCh:DATA:TELecom:SOAM:SLOSs:FAILed:COUNt:VERDict?

Description

This query returns the S-OAM Traffic Monitoring Statistics Synthetic Loss Failed Count Pass/Fail Verdict.

At *RST condition, this value is device dependent.

Navigation Path: Results > S-OAM > Synthetic Loss > Failed > Count > Pass/Fail Verdict

Navigation Path: Results > Summary > Results Summary > Synthetic Loss Measurement > Failed > Pass/Fail Verdict

Syntax

:FETCh:DATA:TELecom:SOAM:SLOSs:FAILed:COUNt:VERDict?

Response Syntax

<Synthetic Loss Failed Count VERDICT>

Response(s)

Synthetic Loss Failed Count VERDICT:

The response data syntax for the first parameter is defined as a <CHARACTER RESPONSE DATA> element.

Returns Synthetic Loss Failed Count verdict status.

PASS, PASS as Synthetic Loss Failed Count verdict status is returned.

FAIL, FAIL as Synthetic Loss Failed Count verdict status is returned.

Example(s)

FETC:DATA:TEL:SOAM:SLOSs:FAILed:COUNt:VERD?

See Also

FETCh:DATA:TELecom:SOAM:FDELay:FAILed:COUNt:VERD?

:FETCh:DATA:TELecom:SOAM:SLOSs:FAILed:COUNt?

Description

This query returns the S-OAM Traffic Monitoring Statistics Synthetic Loss Failed Count.

At *RST condition, this value is device dependent.

Navigation Path: Results > S-OAM > Synthetic Loss > Failed > Count

Syntax

:FETCh:DATA:TELecom:SOAM:SLOSs:FAILed:COUNt?

Response Syntax

<Value>

Response(s)

Value:

The response data syntax for the first parameter is defined as a <NR1 NUMERIC RESPONSE DATA> element.

Returns the Sythetic Loss failed Count.

Example(s)

FETC:DATA:TEL:SOAM:SLOSs:FAILed:COUNt?

See Also

FETCh:DATA:TELecom:SOAM:FDELay:CURRent:DELay?

:FETCh:DATA:TELecom:SOAM:SLOSs:INValid:SLR:COUNt?

Description	This query returns the S-OAM Traffic Monitoring Statistics Synthetic Loss Invalid SLR Count. At *RST condition, this value is device dependent. Navigation Path: Results > Summary > Synthetic Loss > Invalid SLR > Count Navigation Path: Results > S-OAM > Synthetic Loss > Invalid SLR > Count
Syntax	:FETCh:DATA:TELecom:SOAM:SLOSs:INValid:SLR:COUNt?
Response Syntax	<Value>
Response(s)	**Value**: The response data syntax for the first parameter is defined as a <NR1 NUMERIC RESPONSE DATA> element. Returns the Sythetic Loss Invalid SLR Count.
Example(s)	FETC:DATA:TEL:SOAM:SLOSs:INValid:SLR:COUNt?
See Also	FETCh:DATA:TELecom:SOAM:FDELay:FAILed:COUNt?

:FETCh:DATA:TELecom:SOAM:SLOSs:PERCent:VERDict?

Description

This query returns the S-OAM Traffic Monitoring Statistics Synthetic Loss Near End/Far End Percent Pass/Fail Verdict.

At *RST condition, this value is device dependent.

Navigation Path: Results > Summary > Synthetic Loss > Percent(NearEnd/FarEnd) > Pass/Fail Verdict

Navigation Path: Results > S-OAM > Synthetic Loss > Percent(NearEnd/FarEnd)

Navigation Path: Results > Summary > Results Summary > Synthetic Loss Ratio > Result (NearEnd/FarEnd) > Pass/Fail Verdict

Syntax

:FETCh:DATA:TELecom:SOAM:SLOSs:PERCent:VERDict? <wsp><type>

Parameter(s)

type:

The program data syntax for the first parameter is defined as a <CHARACTER PROGRAM DATA> element.

Selects Nearend or farend Synthetic loss count

NEAREND: NEARend Frame loss count

FAREND: FARend Frame loss count

Response Syntax

<Synthetic Loss Farend & NearEnd ratio VERDICT>

Response(s)

Synthetic Loss Farend & NearEnd ratio VERDICT:

The response data syntax for the first parameter is defined as a <CHARACTER RESPONSE DATA> element.

Returns Synthetic Loss Farend & NearEnd verdict status.

Example(s)

FETC:DATA:TEL:SOAM:SLOSs:PERcent:VERD? FARend

See Also

FETCh:DATA:TELecom:SOAM:FDELay:MAXimum:DELay:VERD?

:FETCh:DATA:TELecom:SOAM:SLOSs:PERCent?

Description

This query returns the S-OAM Traffic Monitoring Statistics Synthetic Loss Near End/Far End Percent.

At *RST condition, this value is device dependent.

Navigation Path: Results > Summary > Synthetic Loss > Percent(NearEnd/FarEnd)

Navigation Path: Results > S-OAM > Synthetic Loss > Percent(NearEnd/FarEnd)

Syntax

:FETCh:DATA:TELecom:SOAM:SLOSs:PERCent? <wsp><type>

Parameter(s)

type:

The program data syntax for the first parameter is defined as a <CHARACTER PROGRAM DATA> element.

Selects Nearend or farend Synthetic loss count

NEAREND: NEARend Frame loss count

FAREND: FARend Frame loss count

Response Syntax

<Value>

Response(s)

Value:

The response data syntax for the first parameter is defined as a <NR2 NUMERIC RESPONSE DATA> element.

Returns the Synthetic Loss NEARend or FARend percent.

Example(s)

FETC:DATA:TEL:SOAM:SLOSs:PERcent? FARend

See Also

FETCh:DATA:TELecom:SOAM:FDELay:AVERage:DELay?

:FETCh:DATA:TELecom:SOAM:SLOSs:RX:SLR:COUNt?

Description

This query returns the S-OAM Traffic Monitoring Statistics Synthetic Loss TX SLR Count.

At *RST condition, this value is device dependent.

Navigation Path: Results > Summary > Synthetic Loss > RX SLR > Count

Navigation Path: Results > S-OAM > Synthetic Loss > RX SLR > Count

Syntax

:FETCh:DATA:TELecom:SOAM:SLOSs:RX:SLR:COUNt?

Response Syntax

<Value>

Response(s)

Value:

The response data syntax for the first parameter is defined as a <NR1 NUMERIC RESPONSE DATA> element.

Returns the Sythetic Loss Rx SLR Count.

Example(s)

FETC:DATA:TEL:SOAM:SLOSs:RX:SLR:COUNt?

See Also

FETCh:DATA:TELecom:SOAM:FDELay:SUCessful:COUNt?

:FETCh:DATA:TELecom:SOAM:SLOSs:STATus:VERDict?

Description	This query returns the Synthetic Loss function shall report a Test Status Pass/Fail Verdict. At *RST condition, this value is device dependent. Navigation Path: Results > Summary > Synthetic Loss > Status > Pass/Fail Verdict Navigation Path: Results > S-OAM > Synthetic Loss > Status
Syntax	:FETCh:DATA:TELecom:SOAM:SLOSs:STATus:VERDict?
Response Syntax	<Synthetic Loss status VERDICT>
Response(s)	**Synthetic Loss status VERDICT**: The response data syntax for the first parameter is defined as a <CHARACTER RESPONSE DATA> element. Returns Synthetic Loss status verdict status. PASS, PASS as Synthetic Loss status verdict status is returned. FAIL, FAIL as Synthetic Loss status verdict status is returned.
Example(s)	FETC:DATA:TEL:SOAM:SLOSs:STATus:VERD?
See Also	FETCh:DATA:TELecom:SOAM:FDELay:STATus:VERD?

:FETCh:DATA:TELecom:SOAM:SLOSs:STATus?

Description

This query returns the Synthetic Loss function shall report a Test Status.

At *RST condition, this value is Idle, In Progress, Completed, Aborted.

Navigation Path: Results > Summary > Synthetic Loss > Status

Navigation Path: Results > S-OAM > Synthetic Loss > Status

Syntax

:FETCh:DATA:TELecom:SOAM:SLOSs:STATus?

Response Syntax

<Status>

Response(s)

Status:

The response data syntax for the first parameter is defined as a <CHARACTER RESPONSE DATA> element.

Returns the Sythetic loss function running Status.

IDLE, selected status as IDLE

INPROGRESS, selected status as INPROGRESS

COMPLETED, selected status as COMPLETED

ABORTED, selected status as ABORTED

Example(s)

FETC:DATA:TEL:SOAM:SLOSs:STATus?

See Also

FETCh:DATA:TELecom:SOAM:FDELay:MINimum:DELay?

:FETCh:DATA:TELecom:SOAM:SLOSs:SUCCessful:COUNt?

Description	This query returns the S-OAM Traffic Monitoring Statistics Synthetic Loss Successful Count. At *RST condition, this value is device dependent. Navigation Path: Results > S-OAM > Synthetic Loss > Successful > Count
Syntax	:FETCh:DATA:TELecom:SOAM:SLOSs:SUCCessful:COUNt?
Response Syntax	<Value>
Response(s)	**Value**: The response data syntax for the first parameter is defined as a <NR1 NUMERIC RESPONSE DATA> element. Returns the Sythetic Loss Successful Count.
Example(s)	FETC:DATA:TEL:SOAM:SLOS:SUCC:COUN?
See Also	FETCh:DATA:TELecom:SOAM:FDELay:STATus?

:FETCh:DATA:TELecom:SOAM:SLOSs:TX:SLM:COUNt?

Description	This query returns the S-OAM Traffic Monitoring Statistics Synthetic Loss TX SLM Count. At *RST condition, this value is device dependent. Navigation Path: Results > Summary > Synthetic Loss > TX SLM > Count Navigation Path: Results > S-OAM > Synthetic Loss > TX SLM > Count
Syntax	:FETCh:DATA:TELecom:SOAM:SLOSs:TX:SLM:COUNt?
Response Syntax	<Value>
Response(s)	**Value**: The response data syntax for the first parameter is defined as a <NR1 NUMERIC RESPONSE DATA> element. Returns the Sythetic Loss Tx SLM Count.
Example(s)	FETC:DATA:TEL:SOAM:SLOSs:TX:SLM:COUNt?
See Also	FETCh:DATA:TELecom:SOAM:FDELay:INValid:DMR:COUNt?

:FETCh:DATA:TELecom:SOAM:TEST:FAILed:COUNt:VERDict?

Description	This query returns the S-OAM Traffic Monitoring Statistics Fail Count Pass/Fail Verdict. At *RST condition, this value is device dependent. Navigation Path: Results > S-OAM > Test > Failed > Count > Pass/Fail Verdict Navigation Path: Results > Summary > Results Summary > Test
Syntax	:FETCh:DATA:TELecom:SOAM:TEST:FAILed:COUNt:VERDict?
Response Syntax	<TEST Failed Count VERDICT>
Response(s)	**TEST Failed Count VERDICT**: The response data syntax for the first parameter is defined as a <CHARACTER RESPONSE DATA> element. Returns Test failed count verdict status. PASS, PASS as Test failed count verdict status is returned. FAIL, FAIL as Test failed count verdict status is returned.
Example(s)	FETC:DATA:TEL:SOAM:TEST:FAILed:COUNt:VERD?
See Also	FETCh:DATA:TELecom:SOAM:SLOSs:STATus:VERD?

:FETCh:DATA:TELecom:SOAM:TEST:FAILed:COUNt?

Description

This query returns the S-OAM Traffic Monitoring Statistics Fail Count.

At *RST condition, this value is device dependent.

Navigation Path: Results > S-OAM > Test > Failed > Count

Syntax

:FETCh:DATA:TELecom:SOAM:TEST:FAILed:COUNt?

Response Syntax

<Value>

Response(s)

Value:

The response data syntax for the first parameter is defined as a <NR1 NUMERIC RESPONSE DATA> element.

Returns the Test failed Count.

Example(s)

FETC:DATA:TEL:SOAM:TEST:FAILed:COUNt?

See Also

FETCh:DATA:TELecom:SOAM:FLOSs:COUNt? NEARend

:FETCh:DATA:TELecom:SOAM:TEST:INValid:PAYLoad:COUNt?

Description	This query returns the S-OAM Traffic Monitoring Statistics Invalid Payload Count. At *RST condition, this value is device dependent. Navigation Path: Results > Summary > Test > Invalid Payload > Count Navigation Path: Results > S-OAM > Test > Invalid Payload > Count
Syntax	:FETCh:DATA:TELecom:SOAM:TEST:INValid:PAYLoad:COUNt?
Response Syntax	<Value>
Response(s)	**Value**: The response data syntax for the first parameter is defined as a <NR1 NUMERIC RESPONSE DATA> element. Returns the Test Invalid payload Count.
Example(s)	FETC:DATA:TEL:SOAM:TEST:INV:PAYL:COUN?
See Also	FETCh:DATA:TELecom:SOAM:FLOSs:FAILed:COUNt?

:FETCh:DATA:TELecom:SOAM:TEST:INValid:TST:COUNt?

Description

This query returns the S-OAM Traffic Monitoring Statistics Invalid TST Count.

At *RST condition, this value is device dependent.

Navigation Path: Results > Summary > Test > Invalid TST > Count

Navigation Path: Results > S-OAM > Test > Invalid TST > Count

Syntax

:FETCh:DATA:TELecom:SOAM:TEST:INValid:TST:COUNt?

Response Syntax

<Value>

Response(s)

Value:

The response data syntax for the first parameter is defined as a <NR1 NUMERIC RESPONSE DATA> element.

Returns the Test invalid TST Count.

Example(s)

FETC:DATA:TEL:SOAM:TEST:INValid:TST:COUNt?

See Also

FETCh:DATA:TELecom:SOAM:FLOSs:SUCessful:COUNt?

:FETCh:DATA:TELecom:SOAM:TEST:RX:TST:COUNt?

Description	This query returns the S-OAM Traffic Monitoring Statistics RX TST Count. At *RST condition, this value is device dependent. Navigation Path: Results > Summary > Test > RX TST > Count Navigation Path: Results > S-OAM > Test > RX TST > Count
Syntax	:FETCh:DATA:TELecom:SOAM:TEST:RX:TST:COUNt?
Response Syntax	<Value>
Response(s)	**Value**: The response data syntax for the first parameter is defined as a <NR1 NUMERIC RESPONSE DATA> element. Returns the Test Rx TST Count.
Example(s)	FETC:DATA:TEL:SOAM:TEST:RX:TST:COUNt?
See Also	FETCh:DATA:TELecom:SOAM:FLOSs:INValid:LMR:COUNt?

:FETCh:DATA:TELecom:SOAM:TEST:STATus:VERDict?

Description

This query returns the Test function shall report a Test Status Pass/Fail Verdict.

At *RST condition, this value is device dependent.

Navigation Path: Results > Summary > Test > Status > Pass/Fail Verdict

Navigation Path: Results > S-OAM > Test > Status

Syntax

:FETCh:DATA:TELecom:SOAM:TEST:STATus:VERDict?

Response Syntax

<TEST STATUS VERDICT>

Response(s)

TEST STATUS VERDICT:

The response data syntax for the first parameter is defined as a <CHARACTER RESPONSE DATA> element.

Returns Test status verdict status.

PASS,PASS as Test status verdict status is returned.

FAIL,FAIL as Test status verdict status is returned.

Example(s)

FETC:DATA:TEL:SOAM:TEST:STATus:VERD?

See Also

FETCh:DATA:TELecom:SOAM:FLOSs:PERcent:VERD?

:FETCh:DATA:TELecom:SOAM:TEST:STATus?

Description	This query returns the Test function shall report a Test Status. At *RST condition, this value is Idle, In Progress, Completed, Aborted. Navigation Path: Results > Summary > Test > Status Navigation Path: Results > S-OAM > Test > Status
Syntax	:FETCh:DATA:TELecom:SOAM:TEST:STATus?
Response Syntax	<Status>
Response(s)	**Status**: The response data syntax for the first parameter is defined as a <CHARACTER RESPONSE DATA> element. Returns the Test function running Status. IDLE, selected status as IDLE INPROGRESS, selected status as INPROGRESS COMPLETED, selected status as COMPLETED ABORTED, selected status as ABORTED
Example(s)	FETC:DATA:TEL:SOAM:TEST:STATus?
See Also	FETCh:DATA:TELecom:SOAM:FLOSs:TX:LMM:COUNt?

:FETCh:DATA:TELecom:SOAM:TEST:SUCCessful:COUNt?

Description	This query returns the S-OAM Traffic Monitoring Statistics Successful Count. At *RST condition, this value is device dependent. Navigation Path: Results > S-OAM > Test > Successful > Count
Syntax	:FETCh:DATA:TELecom:SOAM:TEST:SUCCessful:COUNt?
Response Syntax	<Value>
Response(s)	**Value**: The response data syntax for the first parameter is defined as a <NR1 NUMERIC RESPONSE DATA> element. Returns the Test successful Count.
Example(s)	FETC:DATA:TEL:SOAM:TEST:SUCC:COUN?
See Also	FETCh:DATA:TELecom:SOAM:FLOSs:STATus?

:FETCh:DATA:TELecom:SOAM:TEST:TX:TST:COUNt?

Description	This query returns the S-OAM Traffic Monitoring Statistics TX TST Count. At *RST condition, this value is device dependent. Navigation Path: Results > Summary > Test > TX TST > Count Navigation Path: Results > S-OAM > Test > TX TST > Count
Syntax	:FETCh:DATA:TELecom:SOAM:TEST:TX:TST:COUNt?
Response Syntax	<Value>
Response(s)	**Value**: The response data syntax for the first parameter is defined as a <NR1 NUMERIC RESPONSE DATA> element. Returns the Test Tx TST Count.
Example(s)	FETC:DATA:TEL:SOAM:TEST:TX:TST:COUNt?
See Also	FETCh:DATA:TELecom:SOAM:FLOSs:RX:LMR:COUNt?

Link OAM

:FETCh:DATA:TELecom:LOAM:REMote:EVENt:STATistic:FPERiod?

Description

This query returns the Remote Error Event Statistics Frame Period.

At *RST, this value is device dependent.

Navigation Path: Results > Link OAM > Remote Error Event Statistics > Frame Period

It Shows: Date and Time Stamp, Window, Threshold, Error Count, Error Running Total, Event Running Total.

Syntax

:FETCh:DATA:TELecom:LOAM:REMote:EVENt:STATistic:FPERiod? <wsp><Frame Period>

Parameter(s)

Frame Period:

The program data syntax for the first parameter is defined as a <CHARACTER PROGRAM DATA> element.

Return Remote Error Event Statistics of Frame Period according to given parameter.

RDATestamp: Date Stamp.

RTIMestamp: Time Stamp.

WINdow: Window.

RTHreshold: Threshold.

RCERror: Error Count.

RTERror: Error Running Total.

RTEVent: Event Running Total.

Response Syntax

<Frame Period>

Response(s)

Frame Period:

The response data syntax for the first parameter is defined as a <STRING RESPONSE DATA> element.

Return Remote Error Event stats of Frame Period.

Example(s)

FETC:DATA:TEL:LOAM:REM:EVEN:STAT:FPER? RTEVent

See Also

FETCh:DATA:TELecom:TSCan:LINK:RATE?

:FETCh:DATA:TELecom:LOAM:REMote:EVENt:STATistic:FRAMe?

Description

This query returns the Remote Error Event Statistics Frame.

At *RST, this value is device dependent.

Navigation Path: Results > Link OAM > Remote Error Event Statistics > Frame

It Shows: Date and Time Stamp, Window, Threshold, Error Count, Error Running Total, Event Running Total.

Syntax

:FETCh:DATA:TELecom:LOAM:REMote:EVENt:STATistic:FRAMe? <wsp><Frame>

Parameter(s)

Frame:

The program data syntax for the first parameter is defined as a <CHARACTER PROGRAM DATA> element.

Return Remote Error Event Statistics of Frame according to given parameter.

RDATestamp: Date Stamp.

RTIMestamp: Time Stamp.

WINdow: Window.

RTHreshold: Threshold.

RCERror: Error Count.

RTERror: Error Running Total.

RTEVent: Event Running Total.

Response Syntax

<Frame>

Response(s)

Frame:

The response data syntax for the first parameter is defined as a <STRING RESPONSE DATA> element.

Return Remote Error Event stats of Frame.

Example(s)

FETC:DATA:TEL:LOAM:REM:EVEN:STAT:FRAM? RTEVent

See Also

FETCh:DATA:TELecom:TSCan:LINK:RATE?

:FETCh:DATA:TELecom:LOAM:REMote:EVENt:STATistic:FSECond?

Description

This query returns the Remote Error Event Statistics Frame Second.

At *RST, this value is device dependent.

Navigation Path: Results > Link OAM > Remote Error Event Statistics > Frame Seconds

It Shows: Date and Time Stamp, Window, Threshold, Error Count, Error Running Total, Event Running Total.

Syntax

:FETCh:DATA:TELecom:LOAM:REMote:EVENt:STATistic:FSECond? <wsp><Frame Second>

Parameter(s)

Frame Second:

The program data syntax for the first parameter is defined as a <CHARACTER PROGRAM DATA> element.

Return Remote Error Event Statistics Of Frame Seconds according to given parameter.

RDATestamp: Date Stamp.

RTIMestamp: Time Stamp.

WINdow: Window.

RTHreshold: Threshold.

RCERror: Error Count.

RTERror: Error Running Total.

RTEVent: Event Running Total.

Response Syntax

<Frame Second>

Response(s)

Frame Second:

The response data syntax for the first parameter is defined as a <STRING RESPONSE DATA> element.

Return Remote Error Event stats of Frame Second.

Example(s)

FETC:DATA:TEL:LOAM:REM:EVEN:STAT:FSEC? RTEVent

See Also

FETCh:DATA:TELecom:TSCan:LINK:RATE?

:FETCh:DATA:TELecom:LOAM:REMote:EVENt:STATistic:SPERiod?

Description

This query returns the Remote Error Event Statistics Symbol Period.

At *RST, this value is device dependent.

Navigation Path: Results > Link OAM > Remote Error Event Statistics > Symbol Period

It Shows: Date and Time Stamp, Window, Threshold, Error Count, Error Running Total, Event Running Total.

Syntax

:FETCh:DATA:TELecom:LOAM:REMote:EVENt:STATistic:SPERiod? <wsp><Symbol Period>

Parameter(s)

Symbol Period:

The program data syntax for the first parameter is defined as a <CHARACTER PROGRAM DATA> element.

Return Remote Error Event Statistics of Symbol Periood according to given parameter.

RDATestamp: Date Stamp.

RTIMestamp: Time Stamp.

WINdow: Window.

RTHreshold: Threshold.

RCERror: Error Count.

RTERror: Error Running Total.

RTEVent: Event Running Total.

Response Syntax

<Symbol Period>

Response(s)

Symbol Period:

The response data syntax for the first parameter is defined as a <STRING RESPONSE DATA> element.

Return Remote Error Event stats of Symbol Period.

Example(s)

FETC:DATA:TEL:LOAM:REM:EVEN:STAT:SPER? RTEVent

See Also

FETCh:DATA:TELecom:TSCan:LINK:RATE?

:FETCh:DATA:TELecom:LOAM:REMote:MAC?

Description	This query returns the Remote MAC Address. At *RST, this value is device dependent. Navigation Path: Results > Link OAM > Remote MAC Address
Syntax	:FETCh:DATA:TELecom:LOAM:REMote:MAC?
Response Syntax	<MAC Address>
Response(s)	**MAC Address**: The response data syntax for the first parameter is defined as a <STRING RESPONSE DATA> element. Returns Remote MAC Address.
Example(s)	FETC:DATA:TEL:LOAM:REM:MAC?
See Also	SOURce:DATA:TELecom:ETHernet:STReam:ADDRess:DESTination?

:FETCh:DATA:TELecom:LOAM:REMote:OAMInfo?

Description

This query returns the Remote OAM Information.

At *RST, this value is device dependent.

Navigation Path: Results > Link OAM > Remote OAM Information

It Shows: OAM Version, Revision, Multiplexer Action, Parser Action, OAM Mode, OUI, Maximum OAMPDU Size, Vendor specific information, Unidirectional, Remote Loopback, Variable Retrieval, Link Events.

Syntax

:FETCh:DATA:TELecom:LOAM:REMote:OAMInfo? <wsp><Remote OAMInfo>

Parameter(s)

Remote OAMInfo:

The program data syntax for the first parameter is defined as a <CHARACTER PROGRAM DATA> element.

Return Remote OAM Information according to given parameter.

OVERsion: OAM Version.

OREVision: OAM Revision.

OMACtion: Multiplexer Action.

OPACtion: Parser Action.

ROAMode: OAM Mode.

OUIRemote: Remote OUI.

OMSize: Maximum OAMPDU Size.

VSINfo: Vendor Specific Information.

UNIDir: Unidirectional.

RLBack: Remote Loopback.

VRETrival: Variable Retrival.

LEVent: Link Events.

Response Syntax

<Remote OAM Information>

Response(s)

Remote OAM Information:

The response data syntax for the first parameter is defined as a <STRING RESPONSE DATA> element.

Returns Remote OAM Information.

Example(s)

FETC:DATA:TEL:LOAM:REM:OAMI? OVERsion

See Also

FETCh:DATA:TELecom:TSCan:LINK:RATE?

:SOURce:DATA:TELecom:LOAM:ERRor:FRAMe:INJect

Description	This command allows Injecting Error Frames. At *RST condition, this value is set to 1. Navigation Path: Results > Link OAM > Inject Errored Frames
Syntax	:SOURce:DATA:TELecom:LOAM:ERRor:FRAMe:INJect
Response Syntax	<Remote OAM Information>
Example(s)	SOUR:DATA:TEL:LOAM:ERR:FRAM:INJ
See Also	FETCh:DATA:TELecom:PATTern:ALARm:PATTern:SEConds?

SDT (Multi-Channel OTN)

:FETCh:DATA:TELecom:SDT:CHAThreshold?

Description	This query returns the number of channels that crossed the pass/fail verdict threshold, when SDT pass/fail verdict is enabled, since test was started/reset. At *RST condition, this value is device dependent. Navigation Path: Test > Multi-Channel OTN > Results > SDT > Channels Above Threshold
Syntax	:FETCh:DATA:TELecom:SDT:CHAThreshold?
Response Syntax	<Number of channels that crossed the pass/fail verdict threshold>
Response(s)	**Number of channels that crossed the pass/fail verdict threshold**: The response data syntax for the first parameter is defined as a <NR1 NUMERIC RESPONSE DATA> element. Returns the number of channels that crossed the pass/fail verdict threshold, when SDT pass/fail verdict is enabled, since test was started/reset.
Example(s)	FETC:DATA:TEL:SDT:CHAT?
See Also	FETCh:DATA:TELecom:SDT:VERD? 3

:FETCh:DATA:TELecom:SDT:CHDIsruption?

Description

This query returns the number of channels that had one or more disruption(s), since test was started/reset.

At *RST condition, this value is device dependent.

Navigation Path: Test > Multi-Channel OTN > Results > SDT > Channels with Disruptions

Syntax

:FETCh:DATA:TELecom:SDT:CHDIsruption?

Response Syntax

<Number of channels in disruption>

Response(s)

Number of channels in disruption:

The response data syntax for the first parameter is defined as a <NR1 NUMERIC RESPONSE DATA> element.

Returns the number of channels that had one or more disruption(s), since test was started/reset.

Example(s)

FETC:DATA:TEL:SDT:CHDI?

See Also

FETCh:DATA:TELecom:SDT:LAST? 3

FETCh:DATA:TEL:SDT:LACH?

:FETCh:DATA:TELecom:SDT:CHMOnitored?

Description	This query returns the number of channels monitored. At *RST condition, this value is device dependent. Navigation Path: Test > Multi-Channel OTN > Results > SDT > Channels Monitored
Syntax	:FETCh:DATA:TELecom:SDT:CHMOnitored?
Response Syntax	<Number of channels monitored>
Response(s)	**Number of channels monitored**: The response data syntax for the first parameter is defined as a <NR1 NUMERIC RESPONSE DATA> element. Returns the number of channels monitored.
Example(s)	FETC:DATA:TEL:SDT:CHMO?

:FETCh:DATA:TELecom:SDT:LACHannel?

Description

This query returns the channel with the last disruption, since test was started/reset.

At *RST condition, this value is device dependent.

Navigation Path: Test > Multi-Channel OTN > Results > SDT > Last Disruption (Channel)

Syntax

:FETCh:DATA:TELecom:SDT:LACHannel?

Response Syntax

<Channel>

Response(s)

Channel:

The response data syntax for the first parameter is defined as a <NR1 NUMERIC RESPONSE DATA> element.

Returns the channel with last detected disruption, since test was started/reset.

Example(s)

FETC:DATA:TEL:SDT:LACH?

See Also

FETCh:DATA:TELecom:SDT:LAST? 3

:FETCh:DATA:TELecom:SDT:LATImestamp?

Description

This query returns the last disruption detection timestamp, since test was started/reset.

At *RST condition, this value is device dependent.

Navigation Path: Test > Multi-Channel OTN > Results > SDT > Last Disruption (Duration)

Syntax

:FETCh:DATA:TELecom:SDT:LATImestamp? <wsp><Channel>

Parameter(s)

Channel:

The program data syntax for the first parameter is defined as a <DECIMAL NUMERIC PROGRAM DATA> element.

This parameter is mandatory in the Multi-Channel OTN application, and cannot be specified in other applications.

The query returns the detection timestamp of the last disruption for the specified channel.

The numeric channel ranges from [1:n] in function of ODU Mapping.

Response Syntax

<Last timestamp>

Response(s)

Last timestamp:

The response data syntax for the first parameter is defined as a <STRING RESPONSE DATA> element.

Returns the last disruption detection timestamp (local time), since test was started/reset.

Example(s)

FETC:DATA:TEL:SDT:LATI? 3

See Also

FETCh:DATA:TELecom:SDT:LAST? 3

:FETCh:DATA:TELecom:SDT:LOCHannel?

Description

This query returns the channel with the longest disruption duration, since test was started/reset.

At *RST condition, this value is device dependent.

Navigation Path: Test > Multi-Channel OTN > Results > SDT > Longest Disruption (Channel)

Syntax

:FETCh:DATA:TELecom:SDT:LOCHannel?

Response Syntax

<Channel>

Response(s)

Channel:

The response data syntax for the first parameter is defined as a <NR1 NUMERIC RESPONSE DATA> element.

Returns the channel with the longest disruption duration, since test was started/reset.

Example(s)

FETC:DATA:TEL:SDT:LOCH?

See Also

FETCh:DATA:TELecom:SDT:LONGest? 3

:FETCh:DATA:TELecom:SDT:LOTImestamp?

Description

This query returns the longest disruption detection timestamp, since test was started/reset.

At *RST condition, this value is device dependent.

Navigation Path: Test > Multi-Channel OTN > Results > SDT > Longest Disruption (Duration)

Syntax

:FETCh:DATA:TELecom:SDT:LOTImestamp? <wsp><Channel>

Parameter(s)

Channel:

The program data syntax for the first parameter is defined as a <DECIMAL NUMERIC PROGRAM DATA> element.

This parameter is mandatory in the Multi-Channel OTN application, and cannot be specified in other applications.

The query returns the detection timestamp of the longest disruption for the specified channel.

The numeric channel ranges from [1:n] in function of ODU Mapping.

Response Syntax

<Longest timestamp>

Response(s)

Longest timestamp:

The response data syntax for the first parameter is defined as a <STRING RESPONSE DATA> element.

Returns the longest disruption detection timestamp (local time), since test was started/reset.

Example(s)

FETC:DATA:TEL:SDT:LOTI? 3

See Also

FETCh:DATA:TELecom:SDT:LONGest? 3

Messages (OBSAI)

:FETCh:DATA:TELecom:CPRI:OBSai:MESSages:C[1..n]?

Description	This Query returns the OBSAI Message c1 Count. At *RST condition, this value is set to device-dependent. Navigation Path: Results > Messages > RX Frame Clock Burst Details - c1
Syntax	:FETCh:DATA:TELecom:CPRI:OBSai:MESSages:C[1..n]?
Response Syntax	<c1Count>
Response(s)	**c1Count**: The response data syntax for the first parameter is defined as a <NR1 NUMERIC RESPONSE DATA> element. Return C1 Count.
Example(s)	FETC:DATA:TEL:CPRI:OBS:MESS:C1?
See Also	FETCh:DATA:TELecom:CPRI:OBSai:SUMMary:RXCount?

:FETCh:DATA:TELecom:CPRI:OBSai:MESSages:RXCount?

Description

This Query returns the OBSAI Message RX Count.

At *RST condition, this value is set to device-dependent.

Navigation Path: Results > Messages > Message Type - RX Count

Syntax

:FETCh:DATA:TELecom:CPRI:OBSai:MESSages:RXCount? <wsp><Message>

Parameter(s)

Message:

The program data syntax for the first parameter is defined as a <CHARACTER PROGRAM DATA> element.

Select the Message Type.

CONTROL: Control

MEASUREMENT: Measurement

WFDD: WCDMA/FDD

WTDD: WCDMA/TDD

GEDGE: GSM/EDGE

TETRA: TETRA

CDMA2000: CDMA2000

WLAN: WLAN

LOOPBACK: Loopback

FCB: Frame Clock Burst

ETHERNET: Ethernet

RTTMESSAGE: RTT Message

802_16: 802.16

VHWRESET: Virtual HW Reset

LTE: LTE

GPACKET: Generic Packet

MRTTMESSAGE: Multi-hop RTT Message

OTHERS: Others

Response Syntax

<Message Type RX Count>

:FETCh:DATA:TELecom:CPRI:OBSai:MESSages:RXCount?

Response(s)

Message Type RX Count:

The response data syntax for the first parameter is defined as a <NR2 NUMERIC RESPONSE DATA> element.

Return Message Type RX Count.

Example(s)

FETC:DATA:TEL:CPRI:OBS:MESS:RXC? LTE

See Also

FETCh:DATA:TELecom:CPRI:OBSai:SUMMary:RXCount?

:FETCh:DATA:TELecom:CPRI:OBSai:MESSages:SFN?

Description	This Query returns the OBSAI Message SFN Count. At *RST condition, this value is set to device-dependent. Navigation Path: Results > Messages > RX Frame Clock Burst Details - SFN
Syntax	:FETCh:DATA:TELecom:CPRI:OBSai:MESSages:SFN?
Response Syntax	<SFN Count>
Response(s)	**SFN Count**: The response data syntax for the first parameter is defined as a <NR2 NUMERIC RESPONSE DATA> element. Return SFN Count.
Example(s)	FETC:DATA:TEL:CPRI:OBS:MESS:SFN?
See Also	FETCh:DATA:TELecom:CPRI:OBSai:SUMMary:RXCount?

:FETCh:DATA:TELecom:CPRI:OBSai:MESSages:TXCount?

Description

This Query returns the OBSAI Message TX Count.

At *RST condition, this value is set to device-dependent.

Navigation Path: Results > Messages > Message Type - RX Count

Syntax

:FETCh:DATA:TELecom:CPRI:OBSai:MESSages:TXCount? <wsp><Message>

Parameter(s)

Message:

The program data syntax for the first parameter is defined as a <CHARACTER PROGRAM DATA> element.

Select the Message Type.

WFDD: WCDMA/FDD

GEDGE: GSM/EDGE

FCB: Frame Clock Burst

RTTMESSAGE: RTT Message

802_16: 802.16

LTE: LTE

Response Syntax

<Message Type TX Count>

Response(s)

Message Type TX Count:

The response data syntax for the first parameter is defined as a <NR1 NUMERIC RESPONSE DATA> element.

Return Message Type TX Count.

Example(s)

FETC:DATA:TEL:CPRI:OBS:MESS:TXC? LTE

See Also

FETCh:DATA:TELecom:CPRI:OBSai:SUMMary:TXCount?

APS

:FETCh:DATA:TELecom:SDHSonet:ADVanced:APS:K[1..n]:ARCHitecture?

Description	This query returns Architecture for Linear Switching mode RX. At *RST condition, this value is device dependent. Navigation Path: Setup > OTN SONET/SDH BERT OR SONET/SDH BERT > Functions > APS > TX > Switching Mode (Linear) > Architecture
Syntax	:FETCh:DATA:TELecom:SDHSonet:ADVanced:APS:K[1..n]:ARCHitecture?
Response Syntax	<Type>
Response(s)	**Type**: The response data syntax for the first parameter is defined as a <CHARACTER RESPONSE DATA> element. Returns the Architecture for Linear Switching mode.
Example(s)	FETC:DATA:TEL:SDHS:ADV:APS:K2:ARCH?
See Also	FETCh:DATA:TELecom:SDHSonet:ADVanced:APS:K[1..n]:CHAN?

:FETCh:DATA:TELecom:SDHSonet:ADVanced:APS:K[1..n]:BREQuest?

Description	This query returns Bridge Request for Ring Switching mode RX. At *RST condition, this value is device dependent. Navigation Path: Setup > OTN SONET/SDH BERT OR SONET/SDH BERT > Functions > APS > RX > Switching Mode (Ring) > Bridge Request
Syntax	:FETCh:DATA:TELecom:SDHSonet:ADVanced:APS:K[1..n]:BREQuest?
Response Syntax	<Type>
Response(s)	**Type**: The response data syntax for the first parameter is defined as a <CHARACTER RESPONSE DATA> element. Returns the Bridge Request for Ring Switching mode.
Example(s)	FETC:DATA:TEL:SDHS:ADV:APS:K2:BREQ?
See Also	FETCh:DATA:TELecom:SDHSonet:ADVanced:APS:K[1..n]:DNODe?

:FETCh:DATA:TELecom:SDHSonet:ADVanced:APS:K[1..n]:CHANnel?

Description	This query returns Channel for Linear Switching mode RX. At *RST condition, this value is device dependent. Navigation Path: Setup > OTN SONET/SDH BERT OR SONET/SDH BERT > Functions > APS > RX > Switching Mode (Linear) > Channel
Syntax	:FETCh:DATA:TELecom:SDHSonet:ADVanced:APS:K[1..n]:CHANnel?
Response Syntax	<Value>
Response(s)	**Value**: The response data syntax for the first parameter is defined as a <CHARACTER RESPONSE DATA> element. Returns the Channel for Linear Switching Mode.
Example(s)	FETC:DATA:TEL:SDHS:ADV:APS:K1:CHAN?
See Also	FETCh:DATA:TELecom:SDHSonet:ADVanced:APS:K[1..n]:SNODe?

:FETCh:DATA:TELecom:SDHSonet:ADVanced:APS:K[1..n]:DNODe?

Description	This query returns Destination node Id for Ring Switching mode RX. At *RST condition, this value is device dependent. Navigation Path: Setup > OTN SONET/SDH BERT OR SONET/SDH BERT > Functions > APS > RX > Switching Mode (Ring) > Destination Node Id
Syntax	:FETCh:DATA:TELecom:SDHSonet:ADVanced:APS:K[1..n]:DNODe?
Response Syntax	<Value>
Response(s)	**Value**: The response data syntax for the first parameter is defined as a <CHARACTER RESPONSE DATA> element. Returns the Destination Node Id for Ring Switching mode.
Example(s)	FETC:DATA:TEL:SDHS:ADV:APS:K1:DNODe?
See Also	FETCh:DATA:TELecom:SDHSonet:ADVanced:APS:K[1..n]:BREQ?

:FETCh:DATA:TELecom:SDHSonet:ADVanced:APS:K[1..n]:LINear:OMODe?

Description	This query returns Operation mode for Linear Switching mode RX. At *RST condition, this value is device dependent. Navigation Path: Setup > OTN SONET/SDH BERT OR SONET/SDH BERT > Functions > APS > RX > Operation Mode
Syntax	:FETCh:DATA:TELecom:SDHSonet:ADVanced:APS:K[1..n]:LINear:OMODe?
Response Syntax	<Type>
Response(s)	**Type**: The response data syntax for the first parameter is defined as a <CHARACTER RESPONSE DATA> element. Returns the Operation mode for Linear Switching mode.
Example(s)	FETC:DATA:TEL:SDHS:ADV:APS:K2:LIN:OMODe?
See Also	FETCh:DATA:TELecom:SDHSonet:ADVanced:APS:K[1..n]:BREQ?

:FETCh:DATA:TELecom:SDHSonet:ADVanced:APS:K[1..n]:LINear:REQuest?

Description	This query returns the K1 Request for Linear Switching mode for RX. At *RST condition, this value is device dependent. Navigation Path: Setup > OTN SONET/SDH BERT OR SONET/SDH BERT > Functions > APS > RX > Request
Syntax	:FETCh:DATA:TELecom:SDHSonet:ADVanced:APS:K[1..n]:LINear:REQuest?
Response Syntax	<Type>
Response(s)	**Type**: The response data syntax for the first parameter is defined as a <CHARACTER RESPONSE DATA> element. Returns the Request for Linear Switching mode
Example(s)	FETC:DATA:TEL:SDHS:ADV:APS:K1:LIN:REQ?
See Also	FETCh:DATA:TELecom:SDHSonet:ADVanced:APS:K[1..n]:BREQ?

:FETCh:DATA:TELecom:SDHSonet:ADVanced:APS:K[1..n]:PCHannel?

Description	This query returns Protected Channel for Linear Switching mode RX. At *RST condition, this value is device dependent. Navigation Path: Setup > OTN SONET/SDH BERT OR SONET/SDH BERT > Functions > APS > RX > Switching Mode (Linear) > Protected Channel
Syntax	:FETCh:DATA:TELecom:SDHSonet:ADVanced:APS:K[1..n]:PCHannel?
Response Syntax	<Value>
Response(s)	**Value**: The response data syntax for the first parameter is defined as a <CHARACTER RESPONSE DATA> element. Returns the Protected Channel for Linear Switching mode.
Example(s)	FETC:DATA:TEL:SDHS:ADV:APS:K2:PCH?
See Also	FETCh:DATA:TELecom:SDHSonet:ADVanced:APS:K[1..n]:DNODe?

:FETCh:DATA:TELecom:SDHSonet:ADVanced:APS:K[1..n]:RING:OMODe?

Description	This query returns Operation mode for Ring Switching mode RX. At *RST condition, this value is device dependent. Navigation Path: Setup > OTN SONET/SDH BERT OR SONET/SDH BERT > Functions > APS > RX > Operation Mode
Syntax	:FETCh:DATA:TELecom:SDHSonet:ADVanced:APS:K[1..n]:RING:OMODe?
Response Syntax	<Type>
Response(s)	**Type**: The response data syntax for the first parameter is defined as a <CHARACTER RESPONSE DATA> element. Returns the Operation mode for Ring Switching mode.
Example(s)	FETC:DATA:TEL:SDHS:ADV:APS:K2:RING:OMODe?
See Also	FETCh:DATA:TELecom:SDHSonet:ADVanced:APS:K[1..n]:BREQ?

:FETCh:DATA:TELecom:SDHSonet:ADVanced:APS:K[1..n]:RING:REQuest?

Description	This query returns the K1 Request for Ring Switching mode for RX. At *RST condition, this value is device dependent. Navigation Path: Setup > OTN SONET/SDH BERT OR SONET/SDH BERT > Functions > APS > RX > Request
Syntax	:FETCh:DATA:TELecom:SDHSonet:ADVanced:APS:K[1..n]:RING:REQuest?
Response Syntax	<Type>
Response(s)	**Type**: The response data syntax for the first parameter is defined as a <CHARACTER RESPONSE DATA> element. Returns the Request for Ring Switching mode
Example(s)	FETC:DATA:TEL:SDHS:ADV:APS:K1:RING:REQ?
See Also	FETCh:DATA:TELecom:SDHSonet:ADVanced:APS:K[1..n]:BREQ?

:FETCh:DATA:TELecom:SDHSonet:ADVanced:APS:K[1..n]:SNODe?

Description	This query returns Source Node Id for Ring Switching mode RX. At *RST condition, this value is device dependent. Navigation Path: Setup > OTN SONET/SDH BERT OR SONET/SDH BERT > Functions > APS > RX > Switching Mode (Ring) > Source Node Id
Syntax	:FETCh:DATA:TELecom:SDHSonet:ADVanced:APS:K[1..n]:SNODe?
Response Syntax	<Value>
Response(s)	**Value**: The response data syntax for the first parameter is defined as a <CHARACTER RESPONSE DATA> element. Returns the Source Node Id for Ring Switching mode.
Example(s)	FETC:DATA:TEL:SDHS:ADV:APS:K2:SNODe?
See Also	FETCh:DATA:TELecom:SDHSonet:ADVanced:APS:K[1..n]:SNODe?

:SENSe:DATA:TELecom:SDHSonet:ADVanced:APS:SMODe

Description

This command selects the Switching mode for RX.

At *RST condition, this value is set to LINEAR.

Navigation Path: Setup > OTN SONET/SDH BERT OR SONET/SDH BERT > Functions > APS > RX > Switching Mode

Syntax

:SENSe:DATA:TELecom:SDHSonet:ADVanced:APS:SMODe <wsp><Set>

Parameter(s)

Set:

The program data syntax for the first parameter is defined as a <CHARACTER PROGRAM DATA> element.

Selects the Switching Mode.

LINear

RING

Response Syntax

<Value>

Example(s)

SENS:DATA:TEL:SDHS:ADV:APS:SMODE LINEAR

SENS:DATA:TEL:SDHS:ADV:APS:SMODE?

Returns: LINEAR

See Also

SOURce:DATA:TELecom:SDHSonet:ADVanced:APS:K[1..n]:OMODE

:SENSe:DATA:TELecom:SDHSonet:ADVanced:APS:SMODe?

Description

This query returns the Switching mode for RX.

At *RST condition, this value is set to LINEAR.

Navigation Path: Setup > OTN SONET/SDH BERT OR SONET/SDH BERT > Functions > APS > RX > Switching Mode

Syntax

:SENSe:DATA:TELecom:SDHSonet:ADVanced:APS:SMODe?

Response Syntax

<Type>

Response(s)

Type:

The response data syntax for the first parameter is defined as a <CHARACTER RESPONSE DATA> element.

Returns the Switching mode for RS-MS advance.

LINEAR - Linear is selected for Switching Mode.

RING - Ring is selected for Switching Mode.

Example(s)

SENS:DATA:TEL:SDHS:ADV:APS:SMODE LINEAR

SENS:DATA:TEL:SDHS:ADV:APS:SMODE?

Returns: LINEAR

See Also

SENS[1..n]:DATA:TEL:SDHSonet:ADVanced:APS:K[1..n]:CHANnel?

:SOURce:DATA:TELecom:SDHSonet:ADVanced:APS:K[1..n]:ARCHitecture

Description

This command sets the Architecture for Linear Switching mode.

At *RST condition, this value is set to 1TO1

Navigation Path: Setup > OTN SONET/SDH BERT OR SONET/SDH BERT > Functions > APS > TX > Switching Mode (Linear) > Architecture

Syntax

:SOURce:DATA:TELecom:SDHSonet:ADVanced:APS:K[1..n]:ARCHitecture <wsp><Set>

Parameter(s)

Set:

The program data syntax for the first parameter is defined as a <CHARACTER PROGRAM DATA> element.

Selects the K2 Architecture for Linear Switching.

1TO1: 1+1

1TON: 1+N

Response Syntax

<Type>

Example(s)

SOUR:DATA:TEL:SDHS:ADV:APS:K2:ARCH 1TO1

SOUR:DATA:TEL:SDHS:ADV:APS:K2:ARCH?

Returns: 1TO1

See Also

SOURce:DATA:TELecom:SDHSonet:ADVanced:APS:K[1..n]:CHANnel

:SOURce:DATA:TELecom:SDHSonet:ADVanced:APS:K[1..n]:ARCHitecture?

Description

This query returns the Architecture for Linear switching mode.

At *RST condition, this value is set to 1TO1

Navigation Path: Setup > OTN SONET/SDH BERT OR SONET/SDH BERT > Functions > APS > TX > Switching Mode (Linear) > Architecture

Syntax

:SOURce:DATA:TELecom:SDHSonet:ADVanced:APS:K[1..n]:ARCHitecture?

Response Syntax

<Type>

Response(s)

Type:

The response data syntax for the first parameter is defined as a <CHARACTER RESPONSE DATA> element.

Returns the Linear Swithching Mode Architecture.

1TO1 - 1+1 Architecture is selected.

1TON - 1+N Architecture is selected.

Example(s)

SOUR:DATA:TEL:SDHS:ADV:APS:K2:ARCH 1TO1

SOUR:DATA:TEL:SDHS:ADV:APS:K2:ARCH?

Returns: 1TO1

See Also

SOURce:DATA:TELecom:SDHSonet:ADVanced:APS:K[1..n]:CHANnel

:SOURce:DATA:TELecom:SDHSonet:ADVanced:APS:K[1..n]:BREQuest

Description

This command sets Bridge Request for Ring Swtiching mode.

At *RST condition, this value is set to SPATH.

Navigation Path: Setup > OTN SONET/SDH BERT OR SONET/SDH BERT > Functions > APS > TX > Switching Mode (Ring) > Bridge Request

Syntax

:SOURce:DATA:TELecom:SDHSonet:ADVanced:APS:K[1..n]:BREQuest <wsp><Bridge>

Parameter(s)

Bridge:

The program data syntax for the first parameter is defined as a <CHARACTER PROGRAM DATA> element.

Selects the K2 Bridge Request for Ring Switching.

SPATh: Short Path

LPATh: Long Path

Response Syntax

<Type>

Example(s)

SOUR:DATA:TEL:SDHS:ADV:APS:K2:BREQ SPATH

SOUR:DATA:TEL:SDHS:ADV:APS:K2:BREQ?

Returns: SPATH

See Also

SOURce:DATA:TELecom:SDHSonet:ADVanced:APS:K[1..n]:CHANnel?

:SOURce:DATA:TELecom:SDHSonet:ADVanced:APS:K[1..n]:BREQuest?

Description

This query returns Bridge Request for Ring Switching mode.

At *RST condition, this value is set to SPATH.

Navigation Path: Setup > OTN SONET/SDH BERT OR SONET/SDH BERT > Functions > APS > TX > Switching Mode (Ring) > Bridge Request

Syntax

:SOURce:DATA:TELecom:SDHSonet:ADVanced:APS:K[1..n]:BREQuest?

Response Syntax

<Type>

Response(s)

Type:

The response data syntax for the first parameter is defined as a <CHARACTER RESPONSE DATA> element.

Returns the Bridge Request for Ring Switching mode.

SPATH - Short Path is selected.

LPATH - Long Path is selected.

Example(s)

SOUR:DATA:TEL:SDHS:ADV:APS:K2:BREQ SPATH

SOUR:DATA:TEL:SDHS:ADV:APS:K2:BREQ?

Returns: SPATH

See Also

SOURce:DATA:TELecom:SDHSonet:ADVanced:APS:K[1..n]:CHANnel?

:SOURce:DATA:TELecom:SDHSonet:ADVanced:APS:K[1..n]:CHANnel

Description	This command selects the K1 Channel for Linear Switching mode. At *RST condition, this value is set to NULL. Navigation Path: Setup > OTN SONET/SDH BERT OR SONET/SDH BERT > Functions > APS > TX > Switching Mode (Linear) > Channel
Syntax	:SOURce:DATA:TELecom:SDHSonet:ADVanced:APS:K[1..n]:CHANnel <wsp><Set>
Parameter(s)	**Set**: The program data syntax for the first parameter is defined as a <CHARACTER PROGRAM DATA> element. Sets the K1 Channel for Linear Switching. 0, 1, 2, 3, 4, 5, 6, 7, 8, 9, 10, 11, 12, 13, 14, 15
Response Syntax	<Type>
Example(s)	SOUR:DATA:TEL:SDHS:ADV:APS:K1:CHAN 1 SOUR:DATA:TEL:SDHS:ADV:APS:K1:CHAN? Returns: 1
See Also	SOURce:DATA:TELecom:SDHSonet:ADVanced:APS:K[1..n]:CHANnel

:SOURce:DATA:TELecom:SDHSonet:ADVanced:APS:K[1..n]:CHANnel?

Description

This query returns the K1 Channel for Linear Switching Mode.

At *RST condition, this value is set to NULL.

Navigation Path: Setup > OTN SONET/SDH BERT OR SONET/SDH BERT > Functions > APS > TX > Switching Mode (Linear) > Channel

Syntax

:SOURce:DATA:TELecom:SDHSonet:ADVanced:APS:K[1..n]:CHANnel?

Response Syntax

<Value>

Response(s)

Value:

The response data syntax for the first parameter is defined as a <CHARACTER RESPONSE DATA> element.

Returns the Linear switching mode Channel: 0, 1, 2, 3, 4, 5, 6, 7, 8, 9, 10, 11, 12, 13, 14, or 15.

Example(s)

SOUR:DATA:TEL:SDHS:ADV:APS:K1:CHAN 1

SOUR:DATA:TEL:SDHS:ADV:APS:K1:CHAN?

Returns: 1

See Also

SOURce:DATA:TELecom:SDHSonet:ADVanced:APS:K[1..n]:CHANnel

:SOURce:DATA:TELecom:SDHSonet:ADVanced:APS:K[1..n]:DNODe

Description

This comman selects Destination node Id for Ring Switching mode.

At *RST condition, this value is set to 0.

Navigation Path: Setup > OTN SONET/SDH BERT OR SONET/SDH BERT > Functions > APS > TX > Switching Mode (Ring) > Destination Node Id

Syntax

:SOURce:DATA:TELecom:SDHSonet:ADVanced:APS:K[1..n]:DNODe <wsp><Node ID>

Parameter(s)

Node ID:

The program data syntax for the first parameter is defined as a <CHARACTER PROGRAM DATA> element.

Selects the K1 Destination Node Id for Ring Switching:

0, 1, 2, 3, 4, 5, 6, 7, 8, 9, 10, 11, 12, 13, 14, 15.

Response Syntax

<Value>

Example(s)

SOUR:DATA:TEL:SDHS:ADV:APS:K1:DNOD 1

SOUR:DATA:TEL:SDHS:ADV:APS:K1:DNOD?

Returns: 1

See Also

SOURce:DATA:TELecom:SDHSonet:ADVanced:APS:SMODe

:SOURce:DATA:TELecom:SDHSonet:ADVanced:APS:K[1..n]:DNODe?

Description

This query returns Destination node Id for Ring Switching mode.

At *RST condition, this value is set to 0.

Navigation Path: Setup > OTN SONET/SDH BERT OR SONET/SDH BERT > Functions > APS > TX > Switching Mode (Ring) > Destination Node Id

Syntax

:SOURce:DATA:TELecom:SDHSonet:ADVanced:APS:K[1..n]:DNODe?

Response Syntax

<Value>

Response(s)

Value:

The response data syntax for the first parameter is defined as a <CHARACTER RESPONSE DATA> element.

Returns the Destination Node Id for Ring Switching mode: 0, 1, 2, 3, 4, 5, 6, 7, 8, 9, 10, 11, 12, 13, 14, or 15.

Example(s)

SOUR:DATA:TEL:SDHS:ADV:APS:K1:DNOD 1

SOUR:DATA:TEL:SDHS:ADV:APS:K1:DNOD?

Returns: 1

See Also

SOURce:DATA:TELecom:SDHSonet:ADVanced:APS:SMODe?

:SOURce:DATA:TELecom:SDHSonet:ADVanced:APS:K[1..n]:LINear:OMODe

Description

This command sets the Operation mode for Linear Switching mode.

At *RST condition, this value is set to RESERVED000.

Navigation Path: Setup > OTN SONET/SDH BERT OR SONET/SDH BERT > Functions > APS > TX > Switching Mode (Linear) > Operation Mode

Syntax

:SOURce:DATA:TELecom:SDHSonet:ADVanced:APS:K[1..n]:LINear:OMODe <wsp><Set>

Parameter(s)

Set:

The program data syntax for the first parameter is defined as a <CHARACTER PROGRAM DATA> element.

Selects the K2 Operation Mode for Linear Switching.

RESERVED000: Reserved (000)

RESERVED001: Reserved (001)

RESERVED010: Reserved (010)

RESERVED011: Reserved (011)

UNI100: Unidirectional (100)

BID101: Bidirectional (101)

MSRDI110: MS-RDI (110)

MSAIS111: MS-AIS (111)

Response Syntax

<Value>

Example(s)

SOUR:DATA:TEL:SDHS:ADV:APS:K2:LIN:OMODE RESERVED001

SOUR:DATA:TEL:SDHS:ADV:APS:K2:LIN:OMODE?

Returns: RESERVED001

See Also

SOURce:DATA:TELecom:SDHSonet:ADVanced:APS:K[1..n]:CHANnel

:SOURce:DATA:TELecom:SDHSonet:ADVanced:APS:K[1..n]:LINear:OMODe?

Description

This query returns the Operation mode for Linear Switching mode.

At *RST condition, this value is set to RESERVED000.

Navigation Path: Setup > OTN SONET/SDH BERT OR SONET/SDH BERT > Functions > APS > TX > Switching Mode (Linear) > Operation Mode

Syntax

:SOURce:DATA:TELecom:SDHSonet:ADVanced:APS:K[1..n]:LINear:OMODe?

Response Syntax

<Type>

Response(s)

Type:

The response data syntax for the first parameter is defined as a <CHARACTER RESPONSE DATA> element.

Returns the Linear Swithching Operation Mode.

RESERVED000 - RESERVED000 is selected

RESERVED001 - RESERVED001 is selected

RESERVED010 - RESERVED010 is selected

RESERVED011 - RESERVED011 is selected

UNI100 - UNI100 is selected

MSRDI110 - MSRDI110 is selected

MSAIS111 - MSAIS111 is selected

Example(s)

SOUR:DATA:TEL:SDHS:ADV:APS:K2:LIN:OMODE RESERVED001

SOUR:DATA:TEL:SDHS:ADV:APS:K2:LIN:OMODE?

Returns: RESERVED001

See Also

SOURce:DATA:TELecom:SDHSonet:ADVanced:APS:K[1..n]:CHANnel?

:SOURce:DATA:TELecom:SDHSonet:ADVanced:APS:K[1..n]:LINear:REQuest

Description

This command selects the K1 Request for Linear Switching Mode.

At *RST condition, this value is set to NREQUEST0000.

Navigation Path: Setup > OTN SONET/SDH BERT OR SONET/SDH BERT > Functions > APS > TX > Switching Mode (Linear) > Request

Syntax

:SOURce:DATA:TELecom:SDHSonet:ADVanced:APS:K[1..n]:LINear:REQuest <wsp><Set>

Parameter(s)

Set:

The program data syntax for the first parameter is defined as a <CHARACTER PROGRAM DATA> element.

Selects the Linear Request

NREQUEST0000: No Request (0000)

DNREVERT0001: Do Not Revert (0001)

RREQUEST0010: Reverse Request (0010)

UNUSED0011: Unused (0011)

EXERCISER0100: Exerciser (0100)

UNUSED0101: Unused (0101)

WTRESTORE0110: Wait to restore (0110)

UNUSED0111: Unused (0111)

MSWITCH1000: Manual Switch

UNUSED1001: Unused (1001)

SDLOW1010: Signal Degrade (1010)

SDHIGH1011: Signal Degrade - High Priority (1011)

SFLOW1100: Signal Fail - Low Priority (1100)

SFHIGH1101: Signal Fail - High Priority (1101)

FSWITCH1110: Forced Switch (1110)

LPROTECTION1111: Lockout of Protection (1111)

:SOURce:DATA:TELecom:SDHSonet:ADVanced:APS:K[1..n]:LINear:REQuest

Response Syntax	<Type>
Example(s)	SOUR:DATA:TEL:SDHS:ADV:APS:K1:LIN:REQ RREQUEST0010 SOUR:DATA:TEL:SDHS:ADV:APS:K1:LIN:REQ? Returns: RREQUEST0010
See Also	SOURce:DATA:TELecom:SDHSonet:ADVanced:APS:SMODe

:SOURce:DATA:TELecom:SDHSonet:ADVanced:APS:K[1..n]:LINear:REQuest?

Description	This query returns the K1 request for Linear Switching Mode. At *RST condition, this value is set to NREQUEST0000. Navigation Path: Setup > OTN SONET/SDH BERT OR SONET/SDH BERT > Functions > APS > TX > Switching Mode (Linear) > Request
Syntax	:SOURce:DATA:TELecom:SDHSonet:ADVanced:APS:K[1..n]:LINear:REQuest?
Response Syntax	<Type>

:SOURce:DATA:TELecom:SDHSonet:ADVanced:APS:K[1..n]:LINear:REQuest?

Response(s)

Type:

The response data syntax for the first parameter is defined as a <CHARACTER RESPONSE DATA> element.

Returns the Linear Request

NREQUEST0000 - No Request (0000) request type is selected.

DNREVERT0001 - Do Not Revert (0001) request type is selected.

RREQUEST0010 - Reverse Request (0010) request type is selected.

UNUSED0011 - Unused (0011) request type is selected.

EXERCISER0100 - Exerciser (0100) request type is selected.

UNUSED0101 - Unused (0101) request type is selected.

WTRESTORE0110 - Wait to restore (0110) request type is selected.

UNUSED0111 - Unused (0111) request type is selected.

MSWITCH1000 - Manual Switch request type is selected.

UNUSED1001 - Unused (1001) request type is selected.

SDLOW1010 - Signal Degrade (1010) request type is selected.

SDHIGH1011 - Signal Degrade - High Priority (1011) request type is selected.

SFLOW1100 - Signal Fail - Low Priority (1100) request type is selected.

SFHIGH1101 - Signal Fail - High Priority (1101) request type is selected.

FSWITCH1110 - Forced Switch (1110) request type is selected.

LPROTECTION1111 - Lockout of Protection (1111) request type is selected.

Example(s)

SOUR:DATA:TEL:SDHS:ADV:APS:K1:LIN:REQ RREQUEST0010

SOUR:DATA:TEL:SDHS:ADV:APS:K1:LIN:REQ?

Returns: RREQUEST0010

See Also

SOURce:DATA:TELecom:SDHSonet:ADVanced:APS:SMODe?

:SOURce:DATA:TELecom:SDHSonet:ADVanced:APS:K[1..n]:PCHannel

Description

This command sets the Protected Channel for Linear Switching Mode

At *RST condition, this value is set to NULL.

Navigation Path: Setup > OTN SONET/SDH BERT OR SONET/SDH BERT > Functions > APS > TX > Switching Mode (Linear) > Protected Channel

Syntax

:SOURce:DATA:TELecom:SDHSonet:ADVanced:APS:K[1..n]:PCHannel <wsp><Set>

Parameter(s)

Set:

The program data syntax for the first parameter is defined as a <CHARACTER PROGRAM DATA> element.

Selects the K2 Protected Channel for Linear Switching:

0, 1, 2, 3, 4, 5, 6, 7, 8, 9, 10, 11, 12, 13, 14, 15

Response Syntax

<Type>

Example(s)

SOUR:DATA:TEL:SDHS:ADV:APS:K2:PCH 1

SOUR:DATA:TEL:SDHS:ADV:APS:K2:PCH?

Returns: 1

See Also

SOURce:DATA:TELecom:SDHSonet:ADVanced:APS:K[1..n]:CHANnel

:SOURce:DATA:TELecom:SDHSonet:ADVanced:APS:K[1..n]:PCHannel?

Description

This query returns the Protected Channel for Linear Switching mode.

At *RST condition, this value is set to NULL.

Navigation Path: Setup > OTN SONET/SDH BERT OR SONET/SDH BERT > Functions > APS > TX > Switching Mode (Linear) > Protected Channel

Syntax

:SOURce:DATA:TELecom:SDHSonet:ADVanced:APS:K[1..n]:PCHannel?

Response Syntax

<Value>

Response(s)

Value:

The response data syntax for the first parameter is defined as a <CHARACTER RESPONSE DATA> element.

Returns the Linear Swithching mode Protected Channel: 0, 1, 2, 3, 4, 5, 6, 7, 8, 9, 10, 11, 12, 13, 14, or 15.

Example(s)

SOUR:DATA:TEL:SDHS:ADV:APS:K2:PCH 1

SOUR:DATA:TEL:SDHS:ADV:APS:K2:PCH?

Returns: 1

See Also

SOURce:DATA:TELecom:SDHSonet:ADVanced:APS:K[1..n]:CHANnel?

:SOURce:DATA:TELecom:SDHSonet:ADVanced:APS:K[1..n]:RING:OMODe

Description

This command sets the Operation mode for Ring Switching mode.

At *RST condition, this value is set to IDLE000.

Navigation Path: Setup > OTN SONET/SDH BERT OR SONET/SDH BERT > Functions > APS > TX > Switching Mode (Ring) > Operation Mode

Syntax

:SOURce:DATA:TELecom:SDHSonet:ADVanced:APS:K[1..n]:RING:OMODe <wsp><Set>

Parameter(s)

Set:

The program data syntax for the first parameter is defined as a <CHARACTER PROGRAM DATA> element.

Selects the K2 Operation Mode for Ring Switching.

IDLE000: IDLE (000)

BRIDGED001: BRIDGED (001)

BSWITCHED010: BSWITCHED (010)

ETPROTECTION011: ETPROTECTION (011)

RESERVED100: RESERVED (100)

RESERVED101: RESERVED (101)

MSRDI110: MS-RDI (110)

MSAIS111: MS-AIS (111)

Response Syntax

<Value>

Example(s)

SOUR:DATA:TEL:SDHS:ADV:APS:K2:RING:OMODE IDLE000

SOUR:DATA:TEL:SDHS:ADV:APS:K2:RING:OMODE?

Returns: IDLE000

See Also

SOURce:DATA:TELecom:SDHSonet:ADVanced:APS:K[1..n]:CHANnel

:SOURce:DATA:TELecom:SDHSonet:ADVanced:APS:K[1..n]:RING:OMODe?

Description

This query returns the Operation mode for Ring Switching mode.

At *RST condition, this value is set to IDLE000.

Navigation Path: Setup > OTN SONET/SDH BERT OR SONET/SDH BERT > Functions > APS > TX > Switching Mode (Ring) > Operation Mode

Syntax

:SOURce:DATA:TELecom:SDHSonet:ADVanced:APS:K[1..n]:RING:OMODe?

Response Syntax

<Type>

Response(s)

Type:

The response data syntax for the first parameter is defined as a <CHARACTER RESPONSE DATA> element.

Returns the Ring Swithching Operation Mode.

IDLE000 - IDLE000

BRIDGED001 - BRIDGED001 is selected

BSWITCHED010 - BSWITCHED010 is selected

ETPROTECTION011 - ETPROTECTION011 is selected

RESERVED100 - RESERVED100 is selected

RESERVED101 - RESERVED101 is selected

MSRDI110 - MSRDI110 is selected

MSAIS111 - MSRDI111 is selected

Example(s)

SOUR:DATA:TEL:SDHS:ADV:APS:K2:RING:OMODE IDLE000

SOUR:DATA:TEL:SDHS:ADV:APS:K2:RING:OMODE?

Returns: IDLE000

See Also

SOURce:DATA:TELecom:SDHSonet:ADVanced:APS:K[1..n]:CHANnel?

:SOURce:DATA:TELecom:SDHSonet:ADVanced:APS:K[1..n]:RING:REQuest

Description

This command selects the K1 Request for Ring Switching Mode.

At *RST condition, this value is set to NREQUEST0000.

Navigation Path: Setup > OTN SONET/SDH BERT OR SONET/SDH BERT > Functions > APS > TX > Switching Mode (Ring) > Request

Syntax

:SOURce:DATA:TELecom:SDHSonet:ADVanced:APS:K[1..n]:RING:REQuest <wsp><Set>

Parameter(s)

Set:

The program data syntax for the first parameter is defined as a <CHARACTER PROGRAM DATA> element.

Selects the Ring Request

NREQUEST0000: No Request (0000)

DNREVERT0001: Do Not Revert (0001)

RREQUEST0010: Reverse Request (0010)

UNUSED0011: Unused (0011)

EXERCISER0100: Exerciser (0100)

UNUSED0101: Unused (0101)

WTRESTORE0110: Wait to restore (0110)

UNUSED0111: Unused (0111)

MSWITCH1000: Manual Switch

UNUSED1001: Unused (1001)

SDLOW1010: Signal Degrade (1010)

SDHIGH1011: Signal Degrade - High Priority (1011)

SFLOW1100: Signal Fail - Low Priority (1100)

FSHIGH1101: Signal Fail - High Priority (1101)

FSWITCH1110: Forced Switch (1110)

LPROTECTION1111: Lockout of Protection (1111)

:SOURce:DATA:TELecom:SDHSonet:ADVanced:APS:K[1..n]:RING:REQuest

Response Syntax	<Type>
Example(s)	SOUR:DATA:TEL:SDHS:ADV:APS:K1:RING:REQ RREQUEST0010 SOUR:DATA:TEL:SDHS:ADV:APS:K1:RING:REQ? Returns: RREQUEST0010
See Also	SOURce:DATA:TELecom:SDHSonet:ADVanced:APS:SMODe

:SOURce:DATA:TELecom:SDHSonet:ADVanced:APS:K[1..n]:RING:REQuest?

Description	This query returns the K1 request for Ring Switching Mode. At *RST condition, this value is set to NREQUEST0000. Navigation Path: Setup > OTN SONET/SDH BERT OR SONET/SDH BERT > Functions > APS > TX > Switching Mode (Ring) > Request
Syntax	:SOURce:DATA:TELecom:SDHSonet:ADVanced:APS:K[1..n]:RING:REQuest?
Response Syntax	<Type>

:SOURce:DATA:TELecom:SDHSonet:ADVanced:APS:K[1..n]:RING:REQuest?

Response(s)

Type:

The response data syntax for the first parameter is defined as a <CHARACTER RESPONSE DATA> element.

Returns the Linear Request

NREQUEST0000 - No Request (0000) request type is selected.

DNREVERT0001 - Do Not Revert (0001) request type is selected.

RREQUEST0010 - Reverse Request (0010) request type is selected.

UNUSED0011 - Unused (0011) request type is selected.

EXERCISER0100 - Exerciser (0100) request type is selected.

UNUSED0101 - Unused (0101) request type is selected.

WTRESTORE0110 - Wait to restore (0110) request type is selected.

UNUSED0111 - Unused (0111) request type is selected.

MSWITCH1000 - Manual Switch request type is selected.

UNUSED1001 - Unused (1001) request type is selected.

SDLOW1010 - Signal Degrade (1010) request type is selected.

SDHIGH1011 - Signal Degrade - High Priority (1011) request type is selected.

SFLOW1100 - Signal Fail - Low Priority (1100) request type is selected.

SFHIGH1101 - Signal Fail - High Priority (1101) request type is selected.

FSWITCH1110 - Forced Switch (1110) request type is selected.

LPROTECTION1111 - Lockout of Protection (1111) request type is selected.

Example(s)

SOUR:DATA:TEL:SDHS:ADV:APS:K1:RING:REQ RREQUEST0010

SOUR:DATA:TEL:SDHS:ADV:APS:K1:RING:REQ?

Returns: RREQUEST0010

See Also

SOURce:DATA:TELecom:SDHSonet:ADVanced:APS:SMODe?

:SOURce:DATA:TELecom:SDHSonet:ADVanced:APS:K[1..n]:SNODe

Description

This command selects Source Node Id for Ring Switching mode.

At *RST condition, this value is set to 0.

Navigation Path: Setup > OTN SONET/SDH BERT OR SONET/SDH BERT > Functions > APS > TX > Switching Mode (Ring) > Source Node Id

Syntax

:SOURce:DATA:TELecom:SDHSonet:ADVanced:APS:K[1..n]:SNODe <wsp><Node ID>

Parameter(s)

Node ID:

The program data syntax for the first parameter is defined as a <CHARACTER PROGRAM DATA> element.

Selects the K2 Source Node Id for Ring Switching:

0, 1, 2, 3, 4, 5, 6, 7, 8, 9, 10, 11, 12, 13, 14, 15

Response Syntax

<Type>

Example(s)

SOUR:DATA:TEL:SDHS:ADV:APS:K2:SNOD 1

SOUR:DATA:TEL:SDHS:ADV:APS:K2:SNOD?

Returns: 1

See Also

SOURce:DATA:TELecom:SDHSonet:ADVanced:APS:K[1..n]:CHANnel

:SOURce:DATA:TELecom:SDHSonet:ADVanced:APS:K[1..n]:SNODe?

Description

This query returns Source Node Id for Ring Switching mode.

At *RST condition, this value is set to 0.

Navigation Path: Setup > OTN SONET/SDH BERT OR SONET/SDH BERT > Functions > APS > TX > Switching Mode (Ring) > Source Node Id

Syntax

:SOURce:DATA:TELecom:SDHSonet:ADVanced:APS:K[1..n]:SNODe?

Response Syntax

<Value>

Response(s)

Value:

The response data syntax for the first parameter is defined as a <CHARACTER RESPONSE DATA> element.

Returns the Source Node Id for Ring Switching mode:0, 1, 2, 3, 4, 5, 6, 7, 8, 9, 10, 11, 12, 13, 14, or 15.

Example(s)

SOUR:DATA:TEL:SDHS:ADV:APS:K2:SNOD 1

SOUR:DATA:TEL:SDHS:ADV:APS:K2:SNOD?

Returns: 1

See Also

SOURce:DATA:TELecom:SDHSonet:ADVanced:APS:K[1..n]:CHANnel?

:SOURce:DATA:TELecom:SDHSonet:ADVanced:APS:SMODe

Description

This command sets the switching mode

At *RST condition, this value is set to Linear.

Navigation Path: Setup > OTN SONET/SDH BERT OR SONET/SDH BERT > Functions > APS > TX > Switching Mode

Syntax

:SOURce:DATA:TELecom:SDHSonet:ADVanced:APS:SMODe <wsp><Set>

Parameter(s)

Set:

The program data syntax for the first parameter is defined as a <CHARACTER PROGRAM DATA> element.

Selects the Switching Mode.

LINear

RING

Response Syntax

<Value>

Example(s)

SOUR:DATA:TEL:SDHS:ADV:APS:SMODe LINEAR

SOUR:DATA:TEL:SDHS:ADV:APS:SMODe?

Returns: LINEAR

See Also

SOURce:DATA:TELecom:SDHSonet:ADVanced:APS:K[1..n]:CHANnel

:SOURce:DATA:TELecom:SDHSonet:ADVanced:APS:SMODe?

Description

This query returns the switching mode

At *RST condition, this value is set to Linear.

Navigation Path: Setup > OTN SONET/SDH BERT OR SONET/SDH BERT > Functions > APS > TX > Switching Mode

Syntax

:SOURce:DATA:TELecom:SDHSonet:ADVanced:APS:SMODe?

Response Syntax

<Type>

Response(s)

Type:

The response data syntax for the first parameter is defined as a <CHARACTER RESPONSE DATA> element.

Returns the Switching mode for RS-MS advance.

LINEAR - Linear is selected for Switching Mode.

RING - Ring is selected for Switching Mode.

Example(s)

SOUR:DATA:TEL:SDHS:ADV:APS:SMODe LINEAR

SOUR:DATA:TEL:SDHS:ADV:APS:SMODe?

Returns: LINEAR

See Also

SOURce:DATA:TELecom:SDHSonet:ADVanced:APS:K[1..n]:CHANnel

OH - OTN

:SENSe:DATA:TELecom:OTN:OH:ODU[1..n]:E[1..n]:OVERhead?

Description

This query returns the overhead byte values for overclocked rates OTU3e1/2.

At *RST condition, this value is device dependent.

Navigation Path: Functions > OH

Syntax

:SENSe:DATA:TELecom:OTN:OH:ODU[1..n]:E[1..n]:OVERhead? <wsp><Overhead>

Parameter(s)

Overhead:

The program data syntax for the first parameter is defined as a <CHARACTER PROGRAM DATA> element.

Selects overhead bytes.

Note: The combination of row and column number is used along with overhead byte. For Ex: TCM625, here TCM6 is overhead byte, 2 is row number, and 5 is column number.

RES21, RES22, RES23, RES49, RES410, RES411, RES412, RES413, RES414, RES115

TCM625, TCM626, TCM627, TCM528, TCM529, TCM5210, TCM4211, TCM4212,TCM4213, TCM331, TCM332, TCM137,TCM138, TCM139, TCM333, TCM234, TCM235, TCM236

PM310, PM311, PM312

EXP313, EXP314,

GCC141, GCC142, GCC243, GCC244, GCC245

APSPCC45, APSPCC46, APSPCC47, APSPCC48

FTFL214

TCMACT24

Response Syntax

<Value>

Response(s)

Value:

The response data syntax for the first parameter is defined as a <NR1 NUMERIC RESPONSE DATA> element.

Returns the overhead byte values in hexadecimal format.

Example(s)

SENS:DATA:TEL:OTN:OH:ODU3:E1:OVER? RES21

See Also

SOURce:DATA:TELecom:OTN:OH:ODU[1..n]:E[1..n]:OVERhead

:SENSe:DATA:TELecom:OTN:OH:ODU[1..n]:F:OVERhead?

Description

This query returns the overhead byte values for non-standard rates OTU(1/2)F

At *RST condition, this value is device dependent.

Navigation Path: Functions > OH

Syntax

:SENSe:DATA:TELecom:OTN:OH:ODU[1..n]:F:OVERhead? <wsp><Overhead>

Parameter(s)

Overhead:

The program data syntax for the first parameter is defined as a <CHARACTER PROGRAM DATA> element.

Selects overhead bytes.

TCM137, TCM138, TCM139, TCM234, TCM235, TCM236, TCM625, TCM626, TCM627, TCM4211, TCM4212, TCM4213

Note: The combination of row and column number is used along with overhead byte. For Ex: TCM625, here TCM6 is overhead byte, 2 is row number, and 5 is column number.

Response Syntax

<Value>

Response(s)

Value:

The response data syntax for the first parameter is defined as a <NR1 NUMERIC RESPONSE DATA> element.

Returns the overhead byte values in hexadecimal format.

Example(s)

SENS:DATA:TEL:OTN:OH:ODU1:F:OVER? RES21

See Also

SOURce:DATA:TELecom:OTN:OH:ODU[1..n]:E[1..n]:OVERhead

:SENSe:DATA:TELecom:OTN:OH:ODU[1..n]:OVERhead?

Description

This query returns the Optical Transport Unit (OTU) overhead byte values for the receiver.

At *RST condition, this value is set to device-dependent.

Navigation Path: Functions > OH

NOTE: For ODU[1..n], use ODU100 for ODU0 and ODU101 for ODUflex, ODU200 for OTUC, ODU300 for OTUCN.

Syntax

:SENSe:DATA:TELecom:OTN:OH:ODU[1..n]:OVERhead? <wsp><Overhead>

Parameter(s)

Overhead:

The program data syntax for the first parameter is defined as a <CHARACTER PROGRAM DATA> element.

Selects ODU overhead bytes.

APSPCC45, APSPCC46, APSPCC47, APSPCC48

EXP313, EXP314

FTFL214

GCC141, GCC142, GCC243, GCC244

PM310, PM311, PM312

PMTcm

RES115, RES21, RES22, RES410, RES411, RES412, RES413, RES414, RES49

TCM137, TCM138, TCM139, TCM234, TCM235, TCM236, TCM331, TCM332, TCM333, TCM528, TCM529, TCM625, TCM626, TCM627, TCM4211, TCM4212, TCM4213, TCM5210

TCMACT24

Note: The combination of row and column numbers is used along with the overhead byte. For example: TCM625, here TCM6 is the overhead byte, 2 is the row number, and 5 is the column number.

Response Syntax

<Value>

Response(s)

Value:

The response data syntax for the first parameter is defined as a <NR1 NUMERIC RESPONSE DATA> element.

Returns the ODU overhead byte values in hexadecimal format.

Example(s)

SENS:DATA:TEL:OTN:OH:ODU1:OVER? RES21

See Also

SOURce:DATA:TELecom:OTN:OH:OTU[1..n]:OVERhead

:SENSe:DATA:TELecom:OTN:OH:OPU[1..n]:E:OVERhead?

Description

This query returns the Optical Payload Unit (OPU) E overhead byte values for the transmitter.

At *RST condition, this value is set to device-dependent.

Navigation Path: Functions > OH

Syntax

:SENSe:DATA:TELecom:OTN:OH:OPU[1..n]:E:OVERhead? <wsp><Overhead>

Parameter(s)

Overhead:

The program data syntax for the first parameter is defined as a <CHARACTER PROGRAM DATA> element.

Selects OPU overhead bytes.

RES115

RES215

RES315

RES116

JC116

RES216

JC216

RES316

JC316e.

NJO416

JC6.

JC5

JC4

JC3

JC2

JC1

RES416

JC116

OMFI

Note: The combination of row and column number is used along with the overhead byte. For Example: RES115, here RES is the overhead byte, 1 is the row number, and 15 is the column number.

Response Syntax

<Value>

:SENSe:DATA:TELecom:OTN:OH:OPU[1..n]:E:OVERhead?

Response(s)

Value:

The response data syntax for the first parameter is defined as a <NR1 NUMERIC RESPONSE DATA> element.

Returns the OPU overhead byte values in hexadecimal format.

RES115, RES115 is selected as the overhead byte.

RES215, RES215 is selected as the overhead byte.

RES315, RES315 is selected as the overhead byte.

RES116, RES116 is selected as the overhead byte.

JC116, JC116 as is selected the overhead byte.

RES216, RES216 is selected as the overhead byte.

JC216, JC216 is selected as the overhead byte.

RES316, RES316 is selected as the overhead byte.

JC316, JC316 is selected as the overhead byte.

NJO416, NJO416 is selected as overhead byte.

JC6, JC6 is selected as the overhead byte.

JC5, JC5 is selected as the overhead byte.

JC4, JC4 is selected as the overhead byte.

JC3, JC3 is selected as the overhead byte.

JC2, JC2 is selected as the overhead byte.

JC1, JC1 is selected as the overhead byte.

RES416, RES416 is selected as the overhead byte.

JC116, JC16 is selected as the overhead byte.

OMFI, OMFI is selected as the overhead byte.

Example(s)

SENS:DATA:TEL:OTN:OH:OPU1:E:OVER? RES21

See Also

SOURce:DATA:TELecom:OTN:OH:ODU[1..n]:OVERhead

:SENSe:DATA:TELecom:OTN:OH:OPU[1..n]:E:PSI?

Description

This query returns the Optical Payload Unit (OPU) E overhead byte values for the receiver.

At *RST condition, this value is set to device-dependent.

Navigation Path: Functions > OH > OTU/ODU > RX > PSI

Syntax

:SENSe:DATA:TELecom:OTN:OH:OPU[1..n]:E:PSI? <wsp><PSI>

Parameter(s)

PSI:

The program data syntax for the first parameter is defined as a <DECIMAL NUMERIC PROGRAM DATA> element.

Selects OPU PSI Bytes.

Response Syntax

<Value>

Response(s)

Value:

The response data syntax for the first parameter is defined as a <NR1 NUMERIC RESPONSE DATA> element.

Returns the OPU PSI byte values in hexadecimal format.

Example(s)

SENS:DATA:TEL:OTN:OH:OPU1:E:PSI? 21

See Also

SOURce:DATA:TELecom:OTN:OH:OPU[1..n]:PSI

:SENSe:DATA:TELecom:OTN:OH:OPU[1..n]:F:OVERhead?

Description

This query returns the Optical Payload Unit (OPU) F overhead byte values for the transmitter.

At *RST condition, this value is set to device-dependent.

Navigation Path: Functions > OH

Syntax

:SENSe:DATA:TELecom:OTN:OH:OPU[1..n]:F:OVERhead? <wsp><Overhead>

Parameter(s)

Overhead:

The program data syntax for the first parameter is defined as a <CHARACTER PROGRAM DATA> element.

Selects OPU overhead bytes.

RES115

RES215

RES315

RES116

JC116

RES216

JC216

RES316

JC316

NJO416

JC6

JC5

JC4

JC3

JC2

JC1

RES416

JC116

OMF

Note: The combination of row and column number is used along with the overhead byte. For Example: RES115, here RES is the overhead byte, 1 is the row number, and 15 is the column number.

Response Syntax

<Value>

:SENSe:DATA:TELecom:OTN:OH:OPU[1..n]:F:OVERhead?

Response(s)

Value:

The response data syntax for the first parameter is defined as a <NR1 NUMERIC RESPONSE DATA> element.

Returns the OPU overhead byte values in hexadecimal format.

Example(s)

SENS:DATA:TEL:OTN:OH:OPU1:F:OVER? RES21

See Also

SOURce:DATA:TELecom:OTN:OH:ODU[1..n]:OVERhead

:SENSe:DATA:TELecom:OTN:OH:OPU[1..n]:F:PSI?

Description

This query returns the Optical Payload Unit (OPU) F overhead byte values for the receiver.

At *RST condition, this value is set to device-dependent.

Navigation Path: Functions > OH > OTU/ODU > RX > PSI

Syntax

:SENSe:DATA:TELecom:OTN:OH:OPU[1..n]:F:PSI? <wsp><PSI>

Parameter(s)

PSI:

The program data syntax for the first parameter is defined as a <DECIMAL NUMERIC PROGRAM DATA> element.

Selects OPU PSI Bytes.

Response Syntax

<Value>

Response(s)

Value:

The response data syntax for the first parameter is defined as a <NR1 NUMERIC RESPONSE DATA> element.

Returns the OPU PSI byte values in hexadecimal format.

Example(s)

SENS:DATA:TEL:OTN:OH:OPU1:F:PSI? 21

See Also

SOURce:DATA:TELecom:OTN:OH:OPU[1..n]:PSI

:SENSe:DATA:TELecom:OTN:OH:OPU[1..n]:OVERhead?

Description

This query returns the Optical Payload Unit (OPU) overhead byte values for the transmitter.

At *RST condition, this value is set to device-dependent.

Navigation Path: Functions > OH

NOTE: For OPU[1..n], use OPU100 for OPU0 and OPU101 for OPUflex, OPU200 for OTUC, OPU300 for OTUCN.

Syntax

:SENSe:DATA:TELecom:OTN:OH:OPU[1..n]:OVERhead? <wsp><Overhead>

Parameter(s)

Overhead:

The program data syntax for the first parameter is defined as a <CHARACTER PROGRAM DATA> element.

Selects OPU overhead bytes.

RES115

RES215

RES315

RES116

JC116

RES216

JC216

RES316

JC316

NJO416

JC6

JC5e.

JC4

JC3

JC2

JC1

RES416

JC116.

OMFI

Note: The combination of row and column number is used along with the overhead byte. For Example: RES115, here RES is the overhead byte, 1 is the row number, and 15 is the column number.

:SENSe:DATA:TELecom:OTN:OH:OPU[1..n]:OVERhead?

Response Syntax	<Value>
Response(s)	**Value**: The response data syntax for the first parameter is defined as a <NR1 NUMERIC RESPONSE DATA> element. Returns the OPU overhead byte values in hexadecimal format.
Example(s)	SENS:DATA:TEL:OTN:OH:OPU:OVER? JC5
See Also	SOURce:DATA:TELecom:OTN:OH:ODU[1..n]:OVERhead

:SENSe:DATA:TELecom:OTN:OH:OPU[1..n]:PSI?

Description

This query returns the Optical Payload Unit (OPU) overhead byte values for the receiver.

At *RST condition, this value is set to device-dependent.

Navigation Path: Functions > OH > OTU/ODU > RX > PSI

NOTE: For OPU[1..n], use OPU100 for OPU0 and OPU101 for OPUflex, OPU200 for OTUC, OPU300 for OTUCN.

Syntax

:SENSe:DATA:TELecom:OTN:OH:OPU[1..n]:PSI? <wsp><PSI>

Parameter(s)

PSI:

The program data syntax for the first parameter is defined as a <DECIMAL NUMERIC PROGRAM DATA> element.

Selects OPU PSI Bytes.

Response Syntax

<Value>

Response(s)

Value:

The response data syntax for the first parameter is defined as a <NR1 NUMERIC RESPONSE DATA> element.

Returns the OPU PSI byte values in hexadecimal format.

Example(s)

SENS:DATA:TEL:OTN:OH:OPU:PSI? 21

See Also

SOURce:DATA:TELecom:OTN:OH:OPU[1..n]:PSI

:SENSe:DATA:TELecom:OTN:OH:OTU[1..n]:E[1..n]:OVERhead?

Description

This query returns the overhead byte values for overclocked rates OTU3e1/2.

At *RST condition, this value is device dependent.

Navigation Path: Functions > OH

NOTE: For :E[1..n]:, use :E: for OTU1e/2e.

Syntax

:SENSe:DATA:TELecom:OTN:OH:OTU[1..n]:E[1..n]:OVERhead? <wsp><Overhead>

Parameter(s)

Overhead:

The program data syntax for the first parameter is defined as a <CHARACTER PROGRAM DATA> element.

Selects overhead bytes for non standard rates OTU3e1/2.

OA111

OA112

OA113

OA214

OA215

OA216

MFAS17

SM18

SM19

SM110

GCC0111

GCC0112

RES113

RES114

Note: The combination of row and column number is used along with overhead byte. For Ex: OA112, here OA1 is overhead byte, 1 is row number, and 2 is column number.

Response Syntax

<Value>

:SENSe:DATA:TELecom:OTN:OH:OTU[1..n]:E[1..n]:OVERhead?

Response(s)

Value:

The response data syntax for the first parameter is defined as a <NR1 NUMERIC RESPONSE DATA> element.

Returns the overhead byte values in hexadecimal format.

Example(s)

SENS:DATA:TEL:OTN:OH:OTU3:E1:OVER? OA111

See Also

SOURce:DATA:TELecom:OTN:OH:OTU[1..n]:E[1..n]:OVERhead

:SENSe:DATA:TELecom:OTN:OH:OTU[1..n]:F:OVERhead?

Description

This query returns the overhead byte values for non-standard rates OTU(1/2)f

At *RST condition, this value is device dependent.

Navigation Path: Functions > OH

Syntax

:SENSe:DATA:TELecom:OTN:OH:OTU[1..n]:F:OVERhead? <wsp><Overhead>

Parameter(s)

Overhead:

The program data syntax for the first parameter is defined as a <CHARACTER PROGRAM DATA> element.

Selects overhead bytes for non standard rates OTU1e/2e.

OA111: OA1

OA112: OA1

OA113: OA1

OA214: OA2

OA215: OA2

OA216: OA2

MFAS17: MFAS

SM18: SM

SM19: SM

SM110: SM

GCC0111: GCC0

GCC0112: GCC0

RES113: RES

RES114: RES

Note: The combination of row and column number is used along with overhead byte. For Ex: OA112, here OA1 is overhead byte, 1 is row number, and 2 is column number.

Response Syntax

<Value>

:SENSe:DATA:TELecom:OTN:OH:OTU[1..n]:F:OVERhead?

Response(s)

Value:

The response data syntax for the first parameter is defined as a <NR1 NUMERIC RESPONSE DATA> element.

Returns the overhead byte values in hexadecimal format.

Example(s)

SENS:DATA:TEL:OTN:OH:OTU1:F:OVER? OA111

See Also

SOURce:DATA:TELecom:OTN:OH:OTU[1..n]:E[1..n]:OVERhead

:SENSe:DATA:TELecom:OTN:OH:OTU[1..n]:OVERhead?

Description

This query returns the Optical Transport Unit (OTU) overhead byte values for the receiver.

At *RST condition, this value is set to device-dependent.

Navigation Path: Functions > OH

Syntax

:SENSe:DATA:TELecom:OTN:OH:OTU[1..n]:OVERhead? <wsp><Overhead>

Parameter(s)

Overhead:

The program data syntax for the first parameter is defined as a <CHARACTER PROGRAM DATA> element.

Selects OTU overhead bytes.

OA111

OA112

OA113

OA214

OA215

OA216

MFAS17

SM18

SM19

SM110

GCC0111

GCC0112

RES113

RES114

Note: The combination of row and column numbers is used along with the overhead byte. For example: OA112, here OA1 is the overhead byte, 1 is the row number, and 2 is the column number.

Response Syntax

<Value>

:SENSe:DATA:TELecom:OTN:OH:OTU[1..n]:OVERhead?

Response(s)

Value:

The response data syntax for the first parameter is defined as a <NR1 NUMERIC RESPONSE DATA> element.

Returns the OTU overhead byte values in hexadecimal format.

OA111, OA111 is selected as the overhead byte.

OA112, OA112 is selected as the overhead byte.

OA113, OA113 is selected as the overhead byte.

OA214, OA214 is selected as the overhead byte.

OA215, OA215 is selected as the overhead byte.

OA216, OA216 is selected as the overhead byte.

MFAS17, MFAS17 is selected as the overhead byte.

SM18, SM18 is selected as the overhead byte.

SM19, SM19 is selected as the overhead byte.

SM110, SM110 is selected as the overhead byte.

GCC0111, GCC0111 is selected as the overhead byte.

GCC0112, GCC0112 is selected as the overhead byte.

RES113, RES113 is selected as the overhead byte.

RES114, RES114 is selected as the overhead byte.

Example(s)

SENS:DATA:TEL:OTN:OH:OTU3:OVER? OA111

See Also

SOURce:DATA:TELecom:OTN:OH:OTU[1..n]:OVERhead

:SOURce:DATA:TELecom:OTN:OH:ODU[1..n]:E[1..n]:DEFault

Description	This command resets or overwrites the overhead byte values for overclocked rates OTU3e1/2. This command is an event and has no associated *RST condition or query form. Navigation Path: Functions > OH
Syntax	:SOURce:DATA:TELecom:OTN:OH:ODU[1..n]:E[1..n]:DEFault
Response Syntax	<Value>
Example(s)	SOUR:DATA:TEL:OTN:OH:ODU3:E1:DEF
See Also	SOURce:DATA:TELecom:OTN:OH:ODU[1..n]:OVERhead?

:SOURce:DATA:TELecom:OTN:OH:ODU[1..n]:E[1..n]:OVERhead

Description

This command sets the overhead byte values for overclocked rates OTU3e1/2.

At *RST condition, this value is device dependent.

Navigation Path: Functions > OH

Syntax

:SOURce:DATA:TELecom:OTN:OH:ODU[1..n]:E[1..n]:OVERhead <wsp><Overhead>, <Value>

Parameter(s)

Overhead:

The program data syntax for the first parameter is defined as a <CHARACTER PROGRAM DATA> element.

Selects overhead bytes for non standard rates OTU3e1/2.

Note: The combination of row and column number is used along with overhead byte. For Ex: TCM625, here TCM6 is overhead byte, 2 is row number, and 5 is column number.

APSPCC45, APSPCC46, APSPCC47, APSPCC48,

EXP313, EXP314,

FTFL214,

GCC141, GCC142, GCC243, GCC244,

PM310, PM311, PM312, PMTcm,

RES21, RES22, RES410, RES411, RES412, RES413, RES414, RES49,

TCM137, TCM138, TCM139, TCM234, TCM235, TCM236, TCM331, TCM332, TCM333, TCM4211, TCM4212, TCM4213, TCM5210, TCM528, TCM529, TCM625, TCM626, TCM627, TCMACT24

Value:

The program data syntax for the second parameter is defined as a <NONDECIMAL NUMERIC PROGRAM DATA> element.

Sets the overhead byte values.

Response Syntax

<Value>

Example(s)

SOUR:DATA:TEL:OTN:OH:ODU3:E1:OVER RES21, #HF6

SOUR:DATA:TEL:OTN:OH:ODU3:E1:OVER? RES21

Returns: 246

See Also

SOURce:DATA:TELecom:OTN:OH:ODU[1..n]:E[1..n]:OVERhead?

:SOURce:DATA:TELecom:OTN:OH:ODU[1..n]:E[1..n]:OVERhead?

Description

This query returns the overhead byte values for overclocked rates OTU3e1/2.

At *RST condition, this value is device dependent.

Navigation Path: Functions > OH

Syntax

:SOURce:DATA:TELecom:OTN:OH:ODU[1..n]:E[1..n]:OVERhead? <wsp><Overhead>

Parameter(s)

Overhead:

The program data syntax for the first parameter is defined as a <CHARACTER PROGRAM DATA> element.

Selects overhead bytes for non standard rates OTU3e1/2.

Note: The combination of row and column number is used along with overhead byte. For Ex: TCM625, here TCM6 is overhead byte, 2 is row number, and 5 is column number.

APSPCC45, APSPCC46, APSPCC47, APSPCC48,

EXP313, EXP314,

FTFL214,

GCC141, GCC142, GCC243, GCC244,

PM310, PM311, PM312, PMTcm,

RES21, RES22, RES410, RES411, RES412, RES413, RES414, RES49,

TCM137, TCM138, TCM139, TCM234, TCM235, TCM236, TCM331, TCM332, TCM333, TCM4211, TCM4212, TCM4213, TCM5210, TCM528, TCM529, TCM625, TCM626, TCM627, TCMACT24

Response Syntax

<Value>

Response(s)

Value:

The response data syntax for the first parameter is defined as a <NR1 NUMERIC RESPONSE DATA> element.

Returns the overhead byte values.

Example(s)

SOUR:DATA:TEL:OTN:OH:ODU3:E1:OVER RES21, #HF6

SOUR:DATA:TEL:OTN:OH:ODU3:E1:OVER? RES21

Returns: 246

See Also

SOURce:DATA:TELecom:OTN:OH:ODU[1..n]:E[1..n]:OVERhead

:SOURce:DATA:TELecom:OTN:OH:ODU[1..n]:F:DEFault

Description	This command resets or overwrites the overhead byte values for non-standard rates ODU(1/2)f This command is an event and has no associated *RST condition or query form. Navigation Path: Functions > OH
Syntax	:SOURce:DATA:TELecom:OTN:OH:ODU[1..n]:F:DEFault
Response Syntax	<Value>
Example(s)	SOUR:DATA:TEL:OTN:OH:ODU1:F:DEF
See Also	SOURce:DATA:TELecom:OTN:OH:ODU[1..n]:DEFault

:SOURce:DATA:TELecom:OTN:OH:ODU[1..n]:F:OVERhead

Description

This command sets the overhead byte values for non-standard rates ODU(1/2)f

At *RST condition, this value is device dependent.

Navigation Path: Functions > OH

Syntax

:SOURce:DATA:TELecom:OTN:OH:ODU[1..n]:F:OVERhead <wsp><Overhead>, <Value>

Parameter(s)

Overhead:

The program data syntax for the first parameter is defined as a <CHARACTER PROGRAM DATA> element.

Selects overhead bytes for non standard rates OTU1e/2e.

Note: The combination of row and column number is used along with overhead byte. For Ex: TCM625, here TCM6 is overhead byte, 2 is row number, and 5 is column number.

APSPCC45, APSPCC46, APSPCC47, APSPCC48,

EXP313, EXP314,

FTFL214,

GCC141, GCC142, GCC243, GCC244,

PM310, PM311, PM312, PMTcm,

RES21, RES22, RES410, RES411, RES412, RES413, RES414, RES49,

TCM137, TCM138, TCM139, TCM234, TCM235, TCM236, TCM331, TCM332, TCM333, TCM4211, TCM4212, TCM4213, TCM5210, TCM528, TCM529, TCM625, TCM626, TCM627, TCMACT24

Value:

The program data syntax for the second parameter is defined as a <NONDECIMAL NUMERIC PROGRAM DATA> element.

Sets the overhead byte values.

Response Syntax

<Value>

Example(s)

SOUR:DATA:TEL:OTN:OH:ODU1:F:OVER RES21, #HF6

SOUR:DATA:TEL:OTN:OH:ODU1:F:OVER? RES21

Returns: 246

See Also

SOURce:DATA:TELecom:OTN:OH:ODU[1..n]:E[1..n]:OVERhead?

:SOURce:DATA:TELecom:OTN:OH:ODU[1..n]:F:OVERhead?

Description

This query returns the overhead byte values for non-standard rates ODU(1/2)f

At *RST condition, this value is device dependent.

Navigation Path: Functions > OH

Syntax

:SOURce:DATA:TELecom:OTN:OH:ODU[1..n]:F:OVERhead? <wsp><Overhead>

Parameter(s)

Overhead:

The program data syntax for the first parameter is defined as a <CHARACTER PROGRAM DATA> element.

Selects overhead bytes for non standard rates OTU1e/2e.

Note: The combination of row and column number is used along with overhead byte. For Ex: TCM625, here TCM6 is overhead byte, 2 is row number, and 5 is column number.

APSPCC45, APSPCC46, APSPCC47, APSPCC48,

EXP313, EXP314,

FTFL214,

GCC141, GCC142, GCC243, GCC244,

PM310, PM311, PM312, PMTcm,

RES21, RES22, RES410, RES411, RES412, RES413, RES414, RES49,

TCM137, TCM138, TCM139, TCM234, TCM235, TCM236, TCM331, TCM332, TCM333, TCM4211, TCM4212, TCM4213, TCM5210, TCM528, TCM529, TCM625, TCM626, TCM627, TCMACT24

Response Syntax

<Value>

Response(s)

Value:

The response data syntax for the first parameter is defined as a <NR1 NUMERIC RESPONSE DATA> element.

Returns the overhead byte values in hexadecimal format.

Example(s)

SOUR:DATA:TEL:OTN:OH:ODU1:F:OVER RES21, #HF6

SOUR:DATA:TEL:OTN:OH:ODU1:F:OVER? RES21

Returns: 246

See Also

SOURce:DATA:TELecom:OTN:OH:ODU[1..n]:E[1..n]:OVERhead

:SOURce:DATA:TELecom:OTN:OH:ODU[1..n]:OVERhead

Description

This command sets the Optical Data Unit (ODU) overhead byte values for the transmitter.

At *RST condition, this value is set to device-dependent.

Navigation Path: Functions > OH

NOTE: For ODU[1..n], use ODU100 for ODU0 and ODU101 for ODUflex, ODU200 for OTUC, ODU300 for OTUCN.

Syntax

:SOURce:DATA:TELecom:OTN:OH:ODU[1..n]:OVERhead <wsp><Overhead>, <Value>

Parameter(s)

Overhead:

The program data syntax for the first parameter is defined as a <CHARACTER PROGRAM DATA> element.

Selects ODU overhead bytes.

Note: The combination of row and column numbers is used along with the overhead byte. For example: TCM625, here TCM6 is the overhead byte, 2 is the row number, and 5 is the column number.

APSPCC45, APSPCC46, APSPCC47, APSPCC48,

EXP313, EXP314,

FTFL214,

GCC141, GCC142, GCC243, GCC244,

PM310, PM311, PM312, PMTcm,

RES115, RES21, RES22, RES410, RES411, RES412, RES413, RES414, RES49,

TCM137, TCM138, TCM139, TCM234, TCM235, TCM236, TCM331, TCM332, TCM333, TCM4211, TCM4212, TCM4213, TCM5210, TCM528, TCM529, TCM625, TCM626, TCM627, TCMACT24

Value:

The program data syntax for the second parameter is defined as a <NONDECIMAL NUMERIC PROGRAM DATA> element.

Sets the Optical Data Unit (ODU) overhead byte values.

Response Syntax

<Value>

Example(s)

SOUR:DATA:TEL:OTN:OH:ODU1:OVER RES21, #HF6

SOUR:DATA:TEL:OTN:OH:ODU1:OVER? RES21

Returns: 246

See Also

SOURce:DATA:TELecom:OTN:OH:OTU[1..n]:OVERhead?

:SOURce:DATA:TELecom:OTN:OH:ODU[1..n]:OVERhead?

Description

This query returns the Optical Data Unit (ODU) overhead byte values for the transmitter.

At *RST condition, this value is set to device-dependent.

Navigation Path: Functions > OH

NOTE: For ODU[1..n], use ODU100 for ODU0 and ODU101 for ODUflex, ODU200 for OTUC, ODU300 for OTUCN.

Syntax

:SOURce:DATA:TELecom:OTN:OH:ODU[1..n]:OVERhead? <wsp><Overhead>

Parameter(s)

Overhead:

The program data syntax for the first parameter is defined as a <CHARACTER PROGRAM DATA> element.

Selects ODU overhead bytes.

Note: The combination of row and column numbers is used along with the overhead byte. For example: TCM625, here TCM6 is the overhead byte, 2 is the row number, and 5 is the column number.

APSPCC45, APSPCC46, APSPCC47, APSPCC48,

EXP313, EXP314,

FTFL214,

GCC141, GCC142, GCC243, GCC244,

PM310, PM311, PM312, PMTcm,

RES115, RES21, RES22, RES410, RES411, RES412, RES413, RES414, RES49,

TCM137, TCM138, TCM139, TCM234, TCM235, TCM236, TCM331, TCM332, TCM333, TCM4211, TCM4212, TCM4213, TCM5210, TCM528, TCM529, TCM625, TCM626, TCM627, TCMACT24

Response Syntax

<Value>

Response(s)

Value:

The response data syntax for the first parameter is defined as a <NR1 NUMERIC RESPONSE DATA> element.

Returns the ODU overhead byte values in hexadecimal format.

Example(s)

SOUR:DATA:TEL:OTN:OH:ODU1:OVER RES21, #HF6

SOUR:DATA:TEL:OTN:OH:ODU1:OVER? RES21

Returns: 246

See Also

SOURce:DATA:TELecom:OTN:OH:OTU[1..n]:OVERhead

:SOURce:DATA:TELecom:OTN:OH:OPU[1..n]:E:OVERhead

Description

This command sets the Optical Payload Unit (OPU) E overhead byte values for the transmitter.

At *RST condition, this value is set to device-dependent.

Navigation Path: Functions > OH

Syntax

:SOURce:DATA:TELecom:OTN:OH:OPU[1..n]:E:OVERhead <wsp><Overhead>, <Value>

Parameter(s)

Overhead:

The program data syntax for the first parameter is defined as a <CHARACTER PROGRAM DATA> element.

Selects OPU overhead bytes.

JC6

JC5

JC4

JC3

JC2

JC1

RES416

JC116

NJO416

OMFI

Value:

The program data syntax for the second parameter is defined as a <NONDECIMAL NUMERIC PROGRAM DATA> element.

Sets the Optical Payload Unit (OPU) overhead byte values.

Response Syntax

<Value>

Example(s)

SOUR:DATA:TEL:OTN:OH:OPU1:E:OVER JC6, #HF6

See Also

SOURce:DATA:TELecom:OTN:OH:ODU[1..n]:OVERhead?

:SOURce:DATA:TELecom:OTN:OH:OPU[1..n]:E:OVERhead?

Description

This command sets the Optical Payload Unit (OPU) E overhead byte values for the transmitter.

At *RST condition, this value is set to device-dependent.

Navigation Path: Functions > OH

Syntax

:SOURce:DATA:TELecom:OTN:OH:OPU[1..n]:E:OVERhead? <wsp><Overhead>

Parameter(s)

Overhead:

The program data syntax for the first parameter is defined as a <CHARACTER PROGRAM DATA> element.

Selects OPU overhead bytes.

JC6

JC5

JC4.

JC3

JC2

JC1

RES416

JC116

NJO416

OMFI

Response Syntax

<Value>

:SOURce:DATA:TELecom:OTN:OH:OPU[1..n]:E:OVERhead?

Response(s)

Value:

The response data syntax for the first parameter is defined as a <NR1 NUMERIC RESPONSE DATA> element.

Returns the OPU overhead byte values in hexadecimal format.

JC6, indicates JC6 as the overhead byte.

JC5, indicates JC5 as the overhead byte.

JC4, indicates JC4 as the overhead byte.

JC3, indicates JC3 as the overhead byte.

JC2, indicates JC2 as the overhead byte.

JC1, indicates JC1 as the overhead byte.

RES416, indicates RES416 as the overhead byte.

JC116, indicates JC116 as the overhead byte.

NJO416, indicates NJO416 as the overhead byte.

OMFI, indicates OMFI as the overhead byte.

Example(s)

SOUR:DATA:TEL:OTN:OH:OPU1:E:OVER JC6, #HF6

SOUR:DATA:TEL:OTN:OH:OPU1:E:OVER? JC6

Returns: 246

See Also

SOURce:DATA:TELecom:OTN:OH:ODU[1..n]:OVERhead

:SOURce:DATA:TELecom:OTN:OH:OPU[1..n]:E:PSI

Description

This command sets the Optical Payload Unit (OPU) E overhead byte values for the transmitter.

At *RST condition, this value is set to device-dependent.

Navigation Path: Functions > OH > OTU/ODU > TX > PSI

Syntax

:SOURce:DATA:TELecom:OTN:OH:OPU[1..n]:E:PSI <wsp><PSI>, <Value>

Parameter(s)

PSI:

The program data syntax for the first parameter is defined as a <DECIMAL NUMERIC PROGRAM DATA> element.

Selects OPU PSI Bytes.

Value:

The program data syntax for the second parameter is defined as a <NONDECIMAL NUMERIC PROGRAM DATA> element.

Sets the Optical Payload Unit (OPU) PSI byte values.

Response Syntax

<Value>

Example(s)

SOUR:DATA:TEL:OTN:OH:OPU1:E:PSI 115,#HF6

SOUR:DATA:TEL:OTN:OH:OPU1:E:PSI? 115

Returns: 246

See Also

SENSe:DATA:TELecom:OTN:OH:OPU[1..n]:PSI?

:SOURce:DATA:TELecom:OTN:OH:OPU[1..n]:E:PSI?

Description

This query returns the Optical Payload Unit (OPU) E overhead byte values for the transmitter.

At *RST condition, this value is set to device-dependent.

Navigation Path: Functions > OH > OTU/ODU > TX > PSI

Syntax

:SOURce:DATA:TELecom:OTN:OH:OPU[1..n]:E:PSI? <wsp><PSI>

Parameter(s)

PSI:

The program data syntax for the first parameter is defined as a <DECIMAL NUMERIC PROGRAM DATA> element.

Selects OPU PSI Bytes.

Response Syntax

<Value>

Response(s)

Value:

The response data syntax for the first parameter is defined as a <NR1 NUMERIC RESPONSE DATA> element.

Returns the OPU PSI byte values in hexadecimal format.

Example(s)

SOUR:DATA:TEL:OTN:OH:OPU1:E:PSI 115,#HF6

SOUR:DATA:TEL:OTN:OH:OPU1:E:PSI? 115

Returns: 246

See Also

SENSe:DATA:TELecom:OTN:OH:OPU[1..n]:PSI?

:SOURce:DATA:TELecom:OTN:OH:OPU[1..n]:F:OVERhead

Description

This command sets the Optical Payload Unit (OPU) F overhead byte values for the transmitter.

At *RST condition, this value is set to device-dependent.

Navigation Path: Functions > OH

Syntax

:SOURce:DATA:TELecom:OTN:OH:OPU[1..n]:F:OVERhead <wsp><Overhead>, <Value>

Parameter(s)

Overhead:

The program data syntax for the first parameter is defined as a <CHARACTER PROGRAM DATA> element.

Selects OPU overhead bytes.

JC6

JC5

JC3

JC2

JC1

RES416

JC116

NJO416

OMFI

Value:

The program data syntax for the second parameter is defined as a <NONDECIMAL NUMERIC PROGRAM DATA> element.

Sets the Optical Payload Unit (OPU) overhead byte values.

Response Syntax

<Value>

Example(s)

SOUR:DATA:TEL:OTN:OH:OPU1:F:OVER JC6, #HF6

SOUR:DATA:TEL:OTN:OH:OPU1:F:OVER? JC6

Returns: 246

See Also

SOURce:DATA:TELecom:OTN:OH:ODU[1..n]:OVERhead?

:SOURce:DATA:TELecom:OTN:OH:OPU[1..n]:F:OVERhead?

Description

This command sets the Optical Payload Unit (OPU) F overhead byte values for the transmitter.

At *RST condition, this value is set to device-dependent.

Navigation Path: Functions > OH

Syntax

:SOURce:DATA:TELecom:OTN:OH:OPU[1..n]:F:OVERhead? <wsp><Overhead>

Parameter(s)

Overhead:

The program data syntax for the first parameter is defined as a <CHARACTER PROGRAM DATA> element.

Selects OPU overhead bytes.

JC6

JC5

JC4.

JC3

JC2

JC1

RES416

JC116.

NJO416

OMFI

Response Syntax

<Value>

:SOURce:DATA:TELecom:OTN:OH:OPU[1..n]:F:OVERhead?

Response(s)

Value:

The response data syntax for the first parameter is defined as a <NR1 NUMERIC RESPONSE DATA> element.

Returns the OPU overhead byte values in hexadecimal format.

JC6, JC6 is selected as the overhead byte.

JC5, JC5 is selected as the overhead byte.

JC4, JC4 is selected as the overhead byte.

JC3, JC3 is selected as the overhead byte.

JC2, JC2 is selected as the overhead byte.

JC1, JC1 is selected as the overhead byte.

RES416, RES416 is selected as the overhead byte.

JC116, JC116 is selected as the overhead byte.

NJO416, NJO416 is selected as the overhead byte.

OMFI, OMFI is selected as the overhead byte.

Example(s)

SOUR:DATA:TEL:OTN:OH:OPU1:F:OVER JC6, #HF6

SOUR:DATA:TEL:OTN:OH:OPU1:F:OVER? JC6

Returns: 246

See Also

SOURce:DATA:TELecom:OTN:OH:ODU[1..n]:OVERhead

:SOURce:DATA:TELecom:OTN:OH:OPU[1..n]:F:PSI

Description

This command sets the Optical Payload Unit (OPU) F overhead byte values for the transmitter.

At *RST condition, this value is set to device-dependent.

Navigation Path: Functions > OH > OTU/ODU > TX > PSI

Syntax

:SOURce:DATA:TELecom:OTN:OH:OPU[1..n]:F:PSI <wsp><PSI>, <Value>

Parameter(s)

PSI:

The program data syntax for the first parameter is defined as a <DECIMAL NUMERIC PROGRAM DATA> element.

Selects OPU PSI Bytes.

Value:

The program data syntax for the second parameter is defined as a <NONDECIMAL NUMERIC PROGRAM DATA> element.

Sets the Optical Payload Unit (OPU) PSI byte values.

Response Syntax

<Value>

Example(s)

SOUR:DATA:TEL:OTN:OH:OPU1:F:PSI 115,#HF6

SOUR:DATA:TEL:OTN:OH:OPU1:F:PSI? 115

Returns: #HF6

See Also

SENSe:DATA:TELecom:OTN:OH:OPU[1..n]:PSI?

:SOURce:DATA:TELecom:OTN:OH:OPU[1..n]:F:PSI?

Description

This query returns the Optical Payload Unit (OPU) F overhead byte values for the transmitter.

At *RST condition, this value is set to device-dependent.

Navigation Path: Functions > OH > OTU/ODU > TX > PSI

Syntax

:SOURce:DATA:TELecom:OTN:OH:OPU[1..n]:F:PSI? <wsp><PSI>

Parameter(s)

PSI:

The program data syntax for the first parameter is defined as a <DECIMAL NUMERIC PROGRAM DATA> element.

Selects OPU PSI Bytes.

Response Syntax

<Value>

Response(s)

Value:

The response data syntax for the first parameter is defined as a <NR1 NUMERIC RESPONSE DATA> element.

Returns the OPU PSI byte values in hexadecimal format.

Example(s)

SOUR:DATA:TEL:OTN:OH:OPU1:F:PSI 115,#HF6

SOUR:DATA:TEL:OTN:OH:OPU1:F:PSI? 115

Returns: 246

See Also

SENSe:DATA:TELecom:OTN:OH:OPU[1..n]:PSI?

:SOURce:DATA:TELecom:OTN:OH:OPU[1..n]:OVERhead

Description

This command sets the Optical Payload Unit (OPU) overhead byte values for the transmitter.

At *RST condition, this value is set to device-dependent.

Navigation Path: Functions > OH

NOTE: For OPU[1..n], use OPU100 for OPU0 and OPU101 for OPUflex, OPU200 for OTUC, OPU300 for OTUCN.

Syntax

:SOURce:DATA:TELecom:OTN:OH:OPU[1..n]:OVERhead <wsp><Overhead>, <Value>

Parameter(s)

Overhead:

The program data syntax for the first parameter is defined as a <CHARACTER PROGRAM DATA> element.

Selects OPU overhead bytes.

JC1, JC116, JC2, JC216, JC3, JC316, JC4, JC5, JC6,

NJO416,

OMFI,

PSI,

RES115, RES116, RES215, RES216, RES315, RES316, RES416

Value:

The program data syntax for the second parameter is defined as a <NONDECIMAL NUMERIC PROGRAM DATA> element.

Sets the Optical Payload Unit (OPU) overhead byte values.

Response Syntax

<Value>

Example(s)

SOUR:DATA:TEL:OTN:OH:OPU3:OVER JC5, #HF6

SOUR:DATA:TEL:OTN:OH:OPU3:OVER? JC5

Returns: 246

See Also

SOURce:DATA:TELecom:OTN:OH:ODU[1..n]:OVERhead?

:SOURce:DATA:TELecom:OTN:OH:OPU[1..n]:OVERhead?

Description

This command sets the Optical Payload Unit (OPU) overhead byte values for the transmitter.

At *RST condition, this value is set to device-dependent.

Navigation Path: Functions > OH

NOTE: For OPU[1..n], use OPU100 for OPU0 and OPU101 for OPUflex, OPU200 for OTUC, OPU300 for OTUCN.

Syntax

:SOURce:DATA:TELecom:OTN:OH:OPU[1..n]:OVERhead? <wsp><Overhead>

Parameter(s)

Overhead:

The program data syntax for the first parameter is defined as a <CHARACTER PROGRAM DATA> element.

Selects OPU overhead bytes.

JC1, JC116, JC2, JC216, JC3, JC316, JC4, JC5, JC6,

NJO416,

OMFI,

PSI,

RES115, RES116, RES215, RES216, RES315, RES316, RES416

Response Syntax

<Value>

:SOURce:DATA:TELecom:OTN:OH:OPU[1..n]:OVERhead?

Response(s)

Value:

The response data syntax for the first parameter is defined as a <NR1 NUMERIC RESPONSE DATA> element.

Returns the OPU overhead byte values in hexadecimal format.

JC6, JC6 is selected as the overhead byte.

JC5, JC5 is selected as the overhead byte.

JC4, JC4 is selected as the overhead byte.

JC3, JC3 is selected as the overhead byte.

JC2, JC2 is selected as the overhead byte.

JC1, JC1 is selected as the overhead byte.

RES416, RES416 is selected as the overhead byte.

JC116, JC116 is selected as the overhead byte.

NJO416, NJO416 is selected as the overhead byte.

OMFI, OMFI is selected as the overhead byte.

Example(s)

SOUR:DATA:TEL:OTN:OH:OPU3:OVER JC5, #HF6

SOUR:DATA:TEL:OTN:OH:OPU3:OVER? JC5

Returns: 246

See Also

SOURce:DATA:TELecom:OTN:OH:ODU[1..n]:OVERhead

:SOURce:DATA:TELecom:OTN:OH:OPU[1..n]:PSI

Description

This command sets the Optical Payload Unit (OPU) overhead byte values for the transmitter.

At *RST condition, this value is set to device-dependent.

Navigation Path: Functions > OH > OTU/ODU > TX > PSI

NOTE: For OPU[1..n], use OPU100 for OPU0 and OPU101 for OPUflex, OPU200 for OTUC, OPU300 for OTUCN.

Syntax

:SOURce:DATA:TELecom:OTN:OH:OPU[1..n]:PSI <wsp><PSI>, <Value>

Parameter(s)

PSI:

The program data syntax for the first parameter is defined as a <DECIMAL NUMERIC PROGRAM DATA> element.

Selects OPU PSI Bytes.

Value:

The program data syntax for the second parameter is defined as a <NONDECIMAL NUMERIC PROGRAM DATA> element.

Sets the Optical Payload Unit (OPU) PSI byte values.

Response Syntax

<Value>

Example(s)

SOUR:DATA:TEL:OTN:OH:OPU1:PSI 115,#HF6

SOUR:DATA:TEL:OTN:OH:OPU1:PSI? 115

Returns: 246

See Also

SENSe:DATA:TELecom:OTN:OH:OPU[1..n]:PSI?

:SOURce:DATA:TELecom:OTN:OH:OPU[1..n]:PSI?

Description

This query returns the Optical Payload Unit (OPU) overhead byte values for the transmitter.

At *RST condition, this value is set to device-dependent.

Navigation Path: Functions > OH > OTU/ODU > TX > PSI

NOTE: For OPU[1..n], use OPU100 for OPU0 and OPU101 for OPUflex, OPU200 for OTUC, OPU300 for OTUCN.

Syntax

:SOURce:DATA:TELecom:OTN:OH:OPU[1..n]:PSI? <wsp><PSI>

Parameter(s)

PSI:

The program data syntax for the first parameter is defined as a <DECIMAL NUMERIC PROGRAM DATA> element.

Selects OPU PSI Bytes.

Response Syntax

<Value>

Response(s)

Value:

The response data syntax for the first parameter is defined as a <NR1 NUMERIC RESPONSE DATA> element.

Returns the OPU PSI byte values in hexadecimal format.

Example(s)

SOUR:DATA:TEL:OTN:OH:OPU1:PSI 115,#HF6

SOUR:DATA:TEL:OTN:OH:OPU1:PSI? 115

Returns: 246

See Also

SENSe:DATA:TELecom:OTN:OH:OPU[1..n]:PSI?

:SOURce:DATA:TELecom:OTN:OH:OTU[1..n]:E[1..n]:OVERhead

Description

This command sets the overhead byte values for overclocked rates OTU3e1/2.

At *RST condition, this value is device dependent.

Navigation Path: Functions > OH

NOTE: For :E[1..n]:, use :E: for OTU1e/2e.

Syntax

:SOURce:DATA:TELecom:OTN:OH:OTU[1..n]:E[1..n]:OVERhead <wsp><Overhead>, <Value>

Parameter(s)

Overhead:

The program data syntax for the first parameter is defined as a <CHARACTER PROGRAM DATA> element.

Selects overhead bytes for non standard rates OTU3e1/2.

OA111

OA112

OA113

OA214

OA215

OA216

MFAS17

SM18

SM19

SM110

GCC0111

GCC0112

RES113

RES114

Note: The combination of row and column number is used along with overhead byte. For Ex: OA112, here OA1 is overhead byte, 1 is row number, and 2 is column number.

Value:

The program data syntax for the second parameter is defined as a <NONDECIMAL NUMERIC PROGRAM DATA> element.

Sets the overhead byte values.

:SOURce:DATA:TELecom:OTN:OH:OTU[1..n]:E[1..n]:OVERhead

Response Syntax	<Value>
Example(s)	SOUR:DATA:TEL:OTN:OH:OTU3:E1:OVER OA111, #HF6 SOUR:DATA:TEL:OTN:OH:OTU3:E1:OVER? OA111 Returns: 246
See Also	SOURce:DATA:TELecom:OTN:OH:OTU[1..n]:E[1..n]:OVERhead?

:SOURce:DATA:TELecom:OTN:OH:OTU[1..n]:E[1..n]:OVERhead?

Description

This query returns the overhead byte values for overclocked rates OTU3e1/2.

At *RST condition, this value is device dependent.

Navigation Path: Functions > OH

NOTE: For :E[1..n]:, use :E: for OTU1e/2e.

Syntax

:SOURce:DATA:TELecom:OTN:OH:OTU[1..n]:E[1..n]:OVERhead? <wsp><Overhead>

Parameter(s)

Overhead:

The program data syntax for the first parameter is defined as a <CHARACTER PROGRAM DATA> element.

Selects overhead bytes for non standard rates OTU3e1/2.

OA111

OA112

OA113

OA214

OA215.

OA216

MFAS17

SM18

SM19.

SM110

GCC0111

GCC0112

RES113

RES114

Note: The combination of row and column number is used along with overhead byte. For Ex: OA112, here OA1 is overhead byte, 1 is row number, and 2 is column number.

Response Syntax

<Value>

:SOURce:DATA:TELecom:OTN:OH:OTU[1..n]:E[1..n]:OVERhead?

Response(s)

Value:

The response data syntax for the first parameter is defined as a <NR1 NUMERIC RESPONSE DATA> element.

Returns the overhead byte values in hexadecimal format.

Example(s)

SOUR:DATA:TEL:OTN:OH:OTU3:E1:OVER OA111, #HF6

SOUR:DATA:TEL:OTN:OH:OTU3:E1:OVER? OA111

Returns: 246

See Also

SOURce:DATA:TELecom:OTN:OH:OTU[1..n]:E[1..n]:OVERhead

:SOURce:DATA:TELecom:OTN:OH:OTU[1..n]:F:DEFault

Description	This command resets or overwrites the overhead byte values for non-standard rates OTU(1/2)f This command is an event and has no associated *RST condition or query form. Navigation Path: Functions > OH Note: This command is obsolite now, this will get removed in the next release. Correct command to use is SOUR:DATA:TEL:OTN:OH:REStore:DEFault
Syntax	:SOURce:DATA:TELecom:OTN:OH:OTU[1..n]:F:DEFault
Response Syntax	<Value>
Example(s)	SOUR:DATA:TEL:OTN:OH:OTU1:F:DEF
See Also	SOURce:DATA:TELecom:OTN:OH:ODU[1..n]:DEFault

:SOURce:DATA:TELecom:OTN:OH:OTU[1..n]:F:OVERhead

Description

This command sets the overhead byte values for non-standard rates OTU(1/2)f

At *RST condition, this value is device dependent.

Navigation Path: Functions > OH

Syntax

:SOURce:DATA:TELecom:OTN:OH:OTU[1..n]:F:OVERhead <wsp><Overhead>, <Value>

Parameter(s)

Overhead:

The program data syntax for the first parameter is defined as a <CHARACTER PROGRAM DATA> element.

Selects overhead bytes for non standard rates OTU1e/2e.

OA111: OA1

OA112: OA1

OA113: OA1

OA214: OA2

OA215: OA2

OA216: OA2

MFAS17: MFAS

SM18: SM

SM19: SM

SM110: SM

GCC0111: GCC0

GCC0112: GCC0

RES113: RES

RES114: RES

Note: The combination of row and column number is used along with overhead byte. For Ex: OA112, here OA1 is overhead byte, 1 is row number, and 2 is column number.

Value:

The program data syntax for the second parameter is defined as a <NONDECIMAL NUMERIC PROGRAM DATA> element.

Sets the overhead byte values.

:SOURce:DATA:TELecom:OTN:OH:OTU[1..n]:F:OVERhead

Response Syntax	<Value>
Example(s)	SOUR:DATA:TEL:OTN:OH:OTU1:F:OVER OA111, #HF6 SOUR:DATA:TEL:OTN:OH:OTU1:F:OVER? OA111 Returns: 246
See Also	SOURce:DATA:TELecom:OTN:OH:OTU[1..n]:E[1..n]:OVERhead?

:SOURce:DATA:TELecom:OTN:OH:OTU[1..n]:F:OVERhead?

Description

This query returns the overhead byte values for non-standard rates OTU(1/2)f

At *RST condition, this value is device dependent.

Navigation Path: Functions > OH

Syntax

:SOURce:DATA:TELecom:OTN:OH:OTU[1..n]:F:OVERhead? <wsp><Overhead>

Parameter(s)

Overhead:

The program data syntax for the first parameter is defined as a <CHARACTER PROGRAM DATA> element.

Selects overhead bytes for non standard rates OTU1e/2e.

OA111: OA1

OA112: OA1

OA113: OA1

OA214: OA2

OA215: OA2

OA216: OA2

MFAS17: MFAS

SM18: SM

SM19: SM

SM110: SM

GCC0111: GCC0

GCC0112: GCC0

RES113: RES

RES114: RES

Note: The combination of row and column number is used along with overhead byte. For Ex: OA112, here OA1 is overhead byte, 1 is row number, and 2 is column number.

Response Syntax

<Value>

:SOURce:DATA:TELecom:OTN:OH:OTU[1..n]:F:OVERhead?

Response(s)

Value:

The response data syntax for the first parameter is defined as a <NR1 NUMERIC RESPONSE DATA> element.

Returns the overhead byte values in hexadecimal format.

Example(s)

SOUR:DATA:TEL:OTN:OH:OTU1:F:OVER OA111, #HF6

SOUR:DATA:TEL:OTN:OH:OTU2:F:OVER? OA111

Returns: 246

See Also

SOURce:DATA:TELecom:OTN:OH:OTU[1..n]:E[1..n]:OVERhead

:SOURce:DATA:TELecom:OTN:OH:OTU[1..n]:OVERhead

Description

This command sets the Optical Transport Unit (OTU) overhead byte values for the transmitter.

At *RST condition, this value is set to device-dependent.

Navigation Path: Functions > OH

Syntax

:SOURce:DATA:TELecom:OTN:OH:OTU[1..n]:OVERhead <wsp><Overhead>, <Value>

Parameter(s)

Overhead:

The program data syntax for the first parameter is defined as a <CHARACTER PROGRAM DATA> element.

Selects OTU overhead bytes.

OA111

OA112

OA113

OA214

OA215

OA216

MFAS17

SM18

SM19

SM110

GCC0111

GCC0112

RES113

RES114

Note: The combination of row and column numbers is used along with the overhead byte. For example: OA112, here OA1 is the overhead byte, 1 is the row number, and 2 is the column number.

Value:

The program data syntax for the second parameter is defined as a <NONDECIMAL NUMERIC PROGRAM DATA> element.

Sets the Optical Transport Unit (OTU) overhead byte values.

:SOURce:DATA:TELecom:OTN:OH:OTU[1..n]:OVERhead

Response Syntax	<Value>
Example(s)	SOUR:DATA:TEL:OTN:OH:OTU1:OVER OA111, #HF6 SOUR:DATA:TEL:OTN:OH:OTU1:OVER? OA111 Returns: 246
See Also	SOURce:DATA:TELecom:OTN:OH:OTU[1..n]:OVERhead?

:SOURce:DATA:TELecom:OTN:OH:OTU[1..n]:OVERhead?

Description

This query returns the Optical Transport Unit (OTU) overhead byte values for the transmitter.

At *RST condition, this value is set to device-dependent.

Navigation Path: Functions > OH

Syntax

:SOURce:DATA:TELecom:OTN:OH:OTU[1..n]:OVERhead? <wsp><Overhead>

Parameter(s)

Overhead:

The program data syntax for the first parameter is defined as a <CHARACTER PROGRAM DATA> element.

Selects OTU overhead bytes.

OA111

OA112

OA113

OA214

OA215

OA216

MFAS17

SM18

SM19

SM110

GCC0111

GCC0112

RES113

RES114

Note: The combination of row and column numbers is used along with the overhead byte. For example: OA112, here OA1 is the overhead byte, 1 is the row number, and 2 is the column number.

Response Syntax

<Value>

:SOURce:DATA:TELecom:OTN:OH:OTU[1..n]:OVERhead?

Response(s)

Value:

The response data syntax for the first parameter is defined as a <NR1 NUMERIC RESPONSE DATA> element.

Returns the OTU overhead byte values in hexadecimal format.

OA111, OA111 is selected as the overhead byte.

OA112, OA112 is selected as the overhead byte.

OA113, OA113 is selected as the overhead byte.

OA214, OA214 is selected as the overhead byte.

OA215, OA215 is selected as the overhead byte.

OA216, OA216 is selected as the overhead byte.

MFAS17, MFAS17 is selected as the overhead byte.

SM18, SM18 is selected as the overhead byte.

SM19, SM19 is selected as the overhead byte.

SM110, SM110 is selected as the overhead byte.

GCC0111, GCC0111 is selected as the overhead byte.

GCC0112, GCC0112 is selected as the overhead byte.

RES113, RES113 is selected as the overhead byte.

RES114, RES114 is selected as the overhead byte.

Example(s)

SOUR:DATA:TEL:OTN:OH:OTU1:OVER OA111, #HF6

SOUR:DATA:TEL:OTN:OH:OTU1:OVER? OA111

Returns: 246

See Also

SENSe:DATA:TELecom:OTN:OH:OTU[1..n]:OVERhead?

:SOURce:DATA:TELecom:OTN:OH:REStore:DEFault

Description	This command resets or overwrites the OTN overhead byte values. This command is an event and is not associated with an *RST condition or a query form. Navigation Path: Functions > OH > Default OTN OH
Syntax	:SOURce:DATA:TELecom:OTN:OH:REStore:DEFault
Response Syntax	<Value>
Example(s)	SOUR:DATA:TEL:OTN:OH:REStore:DEFault
See Also	SOURce:DATA:TELecom:GFP:OH:RESTore:DEFault SOURce:DATA:TELecom:OTN:REStore:DEFault

OH - SONET/SDH

:SENSe:DATA:TELecom:SDH:OH:MS:OVERhead[1..n]?

Description

This query returns the multiplexer overhead byte values in decimal format for the receiver.

At *RST condition, this value is device dependent.

Navigation Path: Setup > OTN SONET/SDH BERT OR SONET/SDH BERT > Functions > OH > SDH > Transport OH > MS > RX

Syntax

:SENSe:DATA:TELecom:SDH:OH:MS:OVERhead[1..n]? <wsp><Channel>, <Overhead>

Parameter(s)

Channel:

The program data syntax for the first parameter is defined as a <DECIMAL NUMERIC PROGRAM DATA> element.

Selects the multiplexer overhead channel number for the receiver.

Overhead:

The program data syntax for the second parameter is defined as a <CHARACTER PROGRAM DATA> element.

Selects the multiplexer overhead bytes.

H1 to H3: Respectively H1, H2, or H3 for Pointer

B2: Bit Interleaved Parity code (BIP-8)

K1 and K2: Respectively K1 or K2 for Automatic Protection Switching (APS)

D4,D5, D6, D7, D8, D9, D10, D11, D12: Respectively D4 to D12 for Data Communications Channel (DCC)

S1: Synchronization status

M0: Remote Error Indicator - Line (REI-L)

M1: Remote Error Indicator - Line (REI-L)

E2: Orderwire

Response Syntax

<Value>

Response(s)

Value:

The response data syntax for the first parameter is defined as a <NR1 NUMERIC RESPONSE DATA> element.

Returns the multiplexer overhead byte value for the receiver.

Example(s)

SENS:DATA:TEL:SDH:OH:MS:OVER1? 1, H1

See Also

SENSe:DATA:TELecom:SONet:OH:SECTion:OVERhead

:SENSe:DATA:TELecom:SDH:OH:RS:OVERhead[1..n]?

Description

This query returns the regenerator overhead byte values in decimal format for the receiver.

At *RST condition, this value is device dependent.

Navigation Path: Setup > OTN SONET/SDH BERT OR SONET/SDH BERT > Functions > OH > SDH > Transport OH > RS > RX

Syntax

:SENSe:DATA:TELecom:SDH:OH:RS:OVERhead[1..n]? <wsp><Channel>, <Overhead>

Parameter(s)

Channel:

The program data syntax for the first parameter is defined as a <DECIMAL NUMERIC PROGRAM DATA> element.

Selects the regenerator overhead channel number for the receiver.

Overhead:

The program data syntax for the second parameter is defined as a <CHARACTER PROGRAM DATA> element.

Selects the Regenerator Overhead bytes for the receiver.

A1: F6 hexadecimal value

A2: 28 hexadecimal value

J0: J0 trace

Z0: Growth

B1: Bit Interleaved Parity code (BIP-8)

E1: Orderwire

F1: User

D1: Data Communications Channel (DCC)

D2: Data Communications Channel (DCC)

D3: Data Communications Channel (DCC)

Response Syntax

<Value>

Response(s)

Value:

The response data syntax for the first parameter is defined as a <NR1 NUMERIC RESPONSE DATA> element.

Returns the regenerator overhead byte value for the receiver.

Example(s)

SENS:DATA:TEL:SDH:OH:RS:OVER1? 1, A1

See Also

SENSe:DATA:TELecom:SONet:OH:LINE:OVERhead?

:SENSe:DATA:TELecom:SDHSonet:OH:HOP:OVERhead?

Description

This query returns the High Order Path (HOP) overhead values in hexadecimal format for the receiver when disabled.

At *RST condition, this value is device dependent.

Navigation Path: Setup > OTN SONET/SDH BERT OR SONET/SDH BERT > Functions > OH > SONET > RX > STS

Navigation Path: Setup > OTN SONET/SDH BERT OR SONET/SDH BERT > Functions > OH > SDH > RX > AU

Syntax

:SENSe:DATA:TELecom:SDHSonet:OH:HOP:OVERhead? <wsp><Overhead>

Parameter(s)

Overhead:

The program data syntax for the first parameter is defined as a <CHARACTER PROGRAM DATA> element.

Selects the High Order Path (HOP) overhead values for the receiver.

J1: J1 trace.

B3: Bit Interleaved Parity code (BIP-8).

C2: C2

G1: G1

F2: F2

H4: H4

Z3: Z3

Z4: Z4

N1: N1

F3: F3

K3: K3

H1: H1

H2: H2

H3: H3

Response Syntax

<Value>

:SENSe:DATA:TELecom:SDHSonet:OH:HOP:OVERhead?

Response(s)

Value:

The response data syntax for the first parameter is defined as a <NR1 NUMERIC RESPONSE DATA> element.

Returns the High Order Path (HOP) overhead byte value for the receiver.

Example(s)

SENS:DATA:TEL:SDHS:OH:HOP:OVER? J1

See Also

SENSe:DATA:TELecom:SDH:OH:RS:OVERhead[1..n]

:SENSe:DATA:TELecom:SDHSonet:OH:LOP:OVERhead?

Description

This query returns the Low Order Path (LOP) overhead values in hexadecimal format for the receiver when disabled.

At *RST condition, this value is device dependent.

Navigation Path: Setup > SONET/SDH BERT > Functions > OH > OC > RX > VT

Navigation Path: Setup > SONET/SDH BERT > Functions > OH > STM > RX > TU

Syntax

:SENSe:DATA:TELecom:SDHSonet:OH:LOP:OVERhead? <wsp><Overhead>

Parameter(s)

Overhead:

The program data syntax for the first parameter is defined as a <CHARACTER PROGRAM DATA> element.

Selects the Low Order Path (LOP) overhead byte for the receiver.

V5: VT Path Overhead.

J2: VT Path Trace.

Z6: VT Tandem Connection Monitoring.

Z7: Extended Signal Label.

N2: Network Operator Byte.

K4: Extended Signal Label.

Response Syntax

<Value>

Response(s)

Value:

The response data syntax for the first parameter is defined as a <NR1 NUMERIC RESPONSE DATA> element.

Returns the Low Order Path (LOP) overhead byte value for the receiver in hexadecimal format..

Example(s)

SENS:DATA:TEL:SDHS:OH:LOP:OVER? V5

See Also

SENSe:DATA:TELecom:SDHSONet:OH:HOP:OVERhead?

:SENSe:DATA:TELecom:SDHSonet:OH:LOPTu:OVERhead?

Description

This query returns the Low Order Path (LOP) overhead values in hexadecimal format for the receiver when disabled.

At *RST condition, this value is device dependent.

Navigation Path: Setup > SONET/SDH BERT > Functions > OH > STM > RX > TU3

Syntax

:SENSe:DATA:TELecom:SDHSonet:OH:LOPTu:OVERhead? <wsp><Overhead>

Parameter(s)

Overhead:

The program data syntax for the first parameter is defined as a <CHARACTER PROGRAM DATA> element.

Selects the High Order Path (HOP) overhead values.

J1: J1 trace.

B3: Bit Interleaved Parity code (BIP-8).

C2: Path Signal Label.

G1: Path Status.

F2: User Channel.

H4: Multiframe Indicator.

Z3: Growth.

Z4: Growth.

N1: Tandem Connection Monitoring.

F3: F3

K3: K3

Response Syntax

<Value>

Response(s)

Value:

The response data syntax for the first parameter is defined as a <NR1 NUMERIC RESPONSE DATA> element.

Returns the Low Order Path (LOPTU) overhead byte value for the receiver in hexadecimal format..

Example(s)

SENS:DATA:TEL:SDHS:OH:LOPT:OVER? J1

See Also

SENSe:DATA:TELecom:SDHSONet:OH:HOP:OVERhead?

:SENSe:DATA:TELecom:SONet:OH:LINE:OVERhead?

Description

This query returns the line overhead byte values in decimal format for the receiver.

At *RST condition, this value is device dependent.

Navigation Path: Setup > OTN SONET/SDH BERT OR SONET/SDH BERT > Functions > OH > SONET > LINE > RX

Syntax

:SENSe:DATA:TELecom:SONet:OH:LINE:OVERhead? <wsp><Timeslot>, <Overhead>

Parameter(s)

Timeslot:

The program data syntax for the first parameter is defined as a <DECIMAL NUMERIC PROGRAM DATA> element.

Selects the line overhead timeslot number for the receiver.

Overhead:

The program data syntax for the second parameter is defined as a <CHARACTER PROGRAM DATA> element.

Selects the line overhead bytes.

H1, H2, H3: Respectively H1, H2, or H3 for Pointer

B2: Bit Interleaved Parity code (BIP-8)

K1 and K2: Respectively K1 or K2 for Automatic Protection Switching (APS)

D4, D5, D6, D7, D8, D9, D10, D11, D12: Respectively D4 to D12 for Data Communications Channel (DCC.

S1: Synchronization status

E2: Orderwire

Z1 and Z2: Growth

Byte is specified in two ways.

In first method standard names are used. Ex: A1, A2.

In second method an UDrc notation is used, where r is the numerical value of the bytes row in the transport overhead and c is the numerical value of the bytes column in the transport overhead. Ex:UD11, UD12.

M1: Remote Error Indicator - Line (REI-L)

M0: Remote Error Indicator - Line (REI-L)

Response Syntax

<Value>

:SENSe:DATA:TELecom:SONet:OH:LINE:OVERhead?

Response(s)

Value:

The response data syntax for the first parameter is defined as a <NR1 NUMERIC RESPONSE DATA> element.

Returns the line overhead byte value for the receiver.

Example(s)

SENS:DATA:TEL:SON:OH:LINE:OVER? 1, D4

See Also

SENSe:DATA:TELecom:SONet:OH:SECTion:OVERhead?

:SENSe:DATA:TELecom:SONet:OH:SECTion:OVERhead?

Description

This query returns the section overhead byte values in decimal format for the receiver.

At *RST condition, this value is device dependent.

Navigation Path: Setup > OTN SONET/SDH BERT OR SONET/SDH BERT > Functions > OH > SONET > SECTION > RX

Syntax

:SENSe:DATA:TELecom:SONet:OH:SECTion:OVERhead? <wsp><Timeslot>, <Overhead>

Parameter(s)

Timeslot:

The program data syntax for the first parameter is defined as a <DECIMAL NUMERIC PROGRAM DATA> element.

Selects the section overhead timeslot number for the receiver.

Overhead:

The program data syntax for the second parameter is defined as a <CHARACTER PROGRAM DATA> element.

Selects the section overhead bytes for the receiver.

A1: F6 hexadecimal value for A1

A2: 28 hexadecimal value for A2

J0: J0 trace

B1: Bit Interleaved Parity code (BIP-8)

E1: Orderwire

F1: User

D1: Data Communications Channel (DCC)

D2: Data Communications Channel (DCC)

D3: Data Communications Channel (DCC)

Z0: Growth

Response Syntax

<Value>

Response(s)

Value:

The response data syntax for the first parameter is defined as a <NR1 NUMERIC RESPONSE DATA> element.

Returns the section overhead byte value for the receiver.

Example(s)

SENS:DATA:TEL:SON:OH:SECT:OVER? 1, A1

See Also

SENSe:DATA:TELecom:SONet:OH:LINE:OVERhead?

:SOURce:DATA:TELecom:SDH:OH:MS:OVERhead[1..n]

Description

This command sets the multiplexer overhead byte values in hexadecimal format.

At *RST condition, this value is device dependent.

Navigation Path: Setup > OTN SONET/SDH BERT OR SONET/SDH BERT > Functions > OH > > SDH > TX > Transport OH > MS

Syntax

:SOURce:DATA:TELecom:SDH:OH:MS:OVERhead[1..n] <wsp><Channel>, <Overhead>,[<Value>]

Parameter(s)

Channel:

The program data syntax for the first parameter is defined as a <DECIMAL NUMERIC PROGRAM DATA> element.

Selects the multiplexer overhead channel number for transmitter.

Overhead:

The program data syntax for the second parameter is defined as a <CHARACTER PROGRAM DATA> element.

Selects the multiplexer overhead bytes.

H1 to H3: Respectively H1, H2, or H3 for Pointer

B2: Bit Interleaved Parity code (BIP-8)

K1 and K2: Respectively K1 or K2 for Automatic Protection Switching (APS)

D4, D5, D6, D7, D8, D9, D10, D11, D12: Respectively D4 to D12 for Data Communications Channel (DCC)

S1: Synchronization status

M0: Remote Error Indicator - Line (REI-L)

M1: Remote Error Indicator - Line (REI-L)

E2: Orderwire

Value:

The program data syntax for the third parameter is defined as a <NONDECIMAL NUMERIC PROGRAM DATA> element.

Selects the multiplexer overhead byte values in hexadecimal format.

Response Syntax

<Value>

Example(s)

SOUR:DATA:TEL:SDH:OH:MS:OVER1 1, H1, #HF6

SOUR:DATA:TEL:SDH:OH:MS:OVER1? 1, H1

Returns: 246

See Also

SOURce:DATA:TELecom:SONet:OH:LINE:OVERhead?

:SOURce:DATA:TELecom:SDH:OH:MS:OVERhead[1..n]:DEFault

Description

This command resets the line overhead byte values.

This command is an event and is not associated with an *RST condition or a query form.

Navigation Path: Setup > OTN SONET/SDH BERT OR SONET/SDH BERT > Functions > OH > SDH > TX > Transport OH > MS > Default

Syntax

:SOURce:DATA:TELecom:SDH:OH:MS:OVERhead[1..n]:DEFault <wsp><Channel>, <Overhead>

Parameter(s)

Channel:

The program data syntax for the first parameter is defined as a <DECIMAL NUMERIC PROGRAM DATA> element.

Selects the multiplexer overhead channel number.

Overhead:

The program data syntax for the second parameter is defined as a <CHARACTER PROGRAM DATA> element.

Selects the multiplexer overhead bytes.

H1 to H3: Respectively H1, H2, or H3 for Pointer

B2: Bit Interleaved Parity code (BIP-8)

K1 and K2: Respectively K1 or K2 for Automatic Protection Switching (APS)

D4, D5, D6, D7, D8, D9, D10, D11, D12: Respectively D4 to D12 for Data Communications Channel (DCC)

S1: Synchronization status

M0: Remote Error Indicator - Line (REI-L)

E2: Orderwire

Response Syntax

<Value>

Example(s)

SOUR:DATA:TEL:SDH:OH:MS:OVER1:DEF 1, H1

See Also

SOURce:DATA:TELecom:SONet:OH:RS:OVERhead[1..n]:DEFault

:SOURce:DATA:TELecom:SDH:OH:MS:OVERhead[1..n]?

Description

This query returns the multiplexer overhead byte values in decimal format.

At *RST condition, this value is device dependent.

Navigation Path: Setup > OTN SONET/SDH BERT OR SONET/SDH BERT > Functions > OH > > SDH > TX > Transport OH > MS

Syntax

:SOURce:DATA:TELecom:SDH:OH:MS:OVERhead[1..n]? <wsp><Channel>, <Overhead>

Parameter(s)

Channel:

The program data syntax for the first parameter is defined as a <DECIMAL NUMERIC PROGRAM DATA> element.

Selects the multiplexer overhead channel number.

Overhead:

The program data syntax for the second parameter is defined as a <CHARACTER PROGRAM DATA> element.

Selects the multiplexer overhead bytes.

H1 to H3: Respectively H1, H2, or H3 for Pointer

B2: Bit Interleaved Parity code (BIP-8)

K1 and K2: Respectively K1 or K2 for Automatic Protection Switching (APS)

D4, D5, D6, D7, D8, D9, D10, D11, D12: Respectively D4 to D12 for Data Communications Channel (DCC)

S1: Synchronization status

M0: Remote Error Indicator - Line (REI-L)

M1: Remote Error Indicator - Line (REI-L)

E2: Orderwire

Response Syntax

<Value>

Response(s)

Value:

The response data syntax for the first parameter is defined as a <NR1 NUMERIC RESPONSE DATA> element.

Returns the multiplexer overhead byte value.

Example(s)

SOUR:DATA:TEL:SDH:OH:MS:OVER1 1, H1, #HF6

SOUR:DATA:TEL:SDH:OH:MS:OVER1? 1, H1

Returns: 246

See Also

SOURce:DATA:TELecom:SONet:OH:LINE:OVERhead

:SOURce:DATA:TELecom:SDH:OH:RS:OVERhead[1..n]

Description

This command sets the regenerator overhead byte values in hexadecimal format.

At *RST condition, this value is device dependent.

Navigation Path: Setup > OTN SONET/SDH BERT OR SONET/SDH BERT > Functions > OH > SDH > TX > Transport OH > RS

Syntax

:SOURce:DATA:TELecom:SDH:OH:RS:OVERhead[1..n] <wsp><Channel>, <Overhead>,[<Value>]

Parameter(s)

Channel:

The program data syntax for the first parameter is defined as a <DECIMAL NUMERIC PROGRAM DATA> element.

Selects the regenerator overhead channel number.

Overhead:

The program data syntax for the second parameter is defined as a <CHARACTER PROGRAM DATA> element.

Selects the Regenerator Overhead bytes.

A1: F6 hexadecimal value

A2: 28 hexadecimal value

J0: J0 trace

Z0: Growth

B1: Bit Interleaved Parity code (BIP-8).

E1: Orderwire

F1: User

D1: Data Communications Channel (DCC)

D2: Data Communications Channel (DCC)

D3: Data Communications Channel (DCC)

Value:

The program data syntax for the third parameter is defined as a <NONDECIMAL NUMERIC PROGRAM DATA> element.

Selects the regenerator overhead byte values in hexadecimal format.

:SOURce:DATA:TELecom:SDH:OH:RS:OVERhead[1..n]

Response Syntax	<Value>
Example(s)	SOUR:DATA:TEL:SDH:OH:RS:OVER1 1, A1, #HF6 SOUR:DATA:TEL:SDH:OH:RS:OVER1? 1, A1 Returns: 246
See Also	SOURce:DATA:TELecom:SONet:OH:SECTion:OVERhead?

:SOURce:DATA:TELecom:SDH:OH:RS:OVERhead[1..n]:DEFault

Description

This command resets the Regenerator Section overhead byte values.

This command is an event and is not associated with an *RST condition or a query form.

Navigation Path: Setup > OTN SONET/SDH BERT OR SONET/SDH BERT > Functions > OH > SDH > TX > Transport OH > RS > Default

Syntax

:SOURce:DATA:TELecom:SDH:OH:RS:OVERhead[1..n]:DEFault <wsp><Channel>, <Overhead>

Parameter(s)

Channel:

The program data syntax for the first parameter is defined as a <DECIMAL NUMERIC PROGRAM DATA> element.

Selects the regenerator overhead channel number.

Overhead:

The program data syntax for the second parameter is defined as a <CHARACTER PROGRAM DATA> element.

Selects the Regenerator Section Overhead bytes.

A1: F6 hexadecimal value

A2: 28 hexadecimal value

J0: J0 trace

Z0: Growth

B1: Bit Interleaved Parity code (BIP-8)

E1: Orderwire

F1: User

D1: Data Communications Channel (DCC)

D2: Data Communications Channel (DCC)

D3: Data Communications Channel (DCC)

Response Syntax

<Value>

Example(s)

SOUR:DATA:TEL:SDH:OH:RS:OVER1:DEF 1, A1

See Also

SOURce:DATA:TELecom:SONet:OH:LINE:OVERhead:DEFault

:SOURce:DATA:TELecom:SDH:OH:RS:OVERhead[1..n]?

Description

This query returns the regenerator overhead byte values in decimal format.

At *RST condition, this value is device dependent.

Navigation Path: Setup > OTN SONET/SDH BERT OR SONET/SDH BERT > Functions > OH > SDH > TX > Transport OH > RS

Syntax

:SOURce:DATA:TELecom:SDH:OH:RS:OVERhead[1..n]? <wsp><Channel>, <Overhead>

Parameter(s)

Channel:

The program data syntax for the first parameter is defined as a <DECIMAL NUMERIC PROGRAM DATA> element.

Selects the regenerator overhead channel number.

Overhead:

The program data syntax for the second parameter is defined as a <CHARACTER PROGRAM DATA> element.

Selects the Regenerator Section Overhead bytes.

A1: F6 hexadecimal value

A2: 28 hexadecimal value

J0: J0 trace

Z0: Growth

B1: Bit Interleaved Parity code (BIP-8)

E1: Orderwire

F1: User

D1: Data Communications Channel (DCC)

D2: Data Communications Channel (DCC)

D3: Data Communications Channel (DCC)

Response Syntax

<Value>

:SOURce:DATA:TELecom:SDH:OH:RS:OVERhead[1..n]?

Response(s)

Value:

The response data syntax for the first parameter is defined as a <NR1 NUMERIC RESPONSE DATA> element.

Returns the regenerator section overhead byte value for transmitter.

Example(s)

SOUR:DATA:TEL:SDH:OH:RS:OVER1 1, A1, #HF6

SOUR:DATA:TEL:SDH:OH:RS:OVER1? 1, A1

Returns: 246

See Also

SOURce:DATA:TELecom:SONet:OH:SECTion:OVERhead

:SOURce:DATA:TELecom:SDHSonet:OH:DISable:OVERwrite

Description	This command disable all overwrites for SONET/SDH BERT. This command is an event and is not associated with an *RST condition or a query form. Navigation Path: Setup > SONET/SDH BERT > Functions > OH > SONET > TX > Disable all Overwrites. Navigation Path: Setup > SONET/SDH BERT > Functions > OH > SDH > TX > Disable all Overwrites.
Syntax	:SOURce:DATA:TELecom:SDHSonet:OH:DISable:OVERwrite
Response Syntax	<Value>
Example(s)	SOUR:DATA:TEL:SDHS:OH:DIS:OVER
See Also	SOURce:DATA:TELecom:SDH:OH:RS:OVERhead[1..n]:DEFault

:SOURce:DATA:TELecom:SDHSonet:OH:HOP:OVERhead

Description

This command sets the High Order Path (HOP) overhead values in hexadecimal format.

At *RST condition, this value is device dependent.

Navigation Path: Setup > OTN SONET/SDH BERT OR SONET/SDH BERT > Functions > OH > SONET > TX > STS

Navigation Path: Setup > OTN SONET/SDH BERT OR SONET/SDH BERT > Functions > OH > SDH > TX > AU

Syntax

:SOURce:DATA:TELecom:SDHSonet:OH:HOP:OVERhead <wsp><Overhead>,[<Value>]

Parameter(s)

Overhead:

The program data syntax for the first parameter is defined as a <CHARACTER PROGRAM DATA> element.

Selects the High Order Path (HOP) overhead values.

J1: J1 trace.

B3: Bit Interleaved Parity code (BIP-8).

C2: C2

G1: G1

F2: F2

H4: H4

Z3: Z3

Z4: Z4

N1: N1

F3: F3

K3: K3

Value:

The program data syntax for the second parameter is defined as a <NONDECIMAL NUMERIC PROGRAM DATA> element.

Selects the HOP overhead values in hexadecimal format.

Response Syntax

<Value>

Example(s)

SOUR:DATA:TEL:SDHS:OH:HOP:OVER C2,#H02

SOUR:DATA:TEL:SDHS:OH:HOP:OVER? C2

Returns: 2

See Also

SOURce:DATA:TELecom:SDH:OH:RS:OVERhead[1..n]?

:SOURce:DATA:TELecom:SDHSonet:OH:HOP:OVERhead:DEFault

Description

This command resets the HOP overhead byte values.

This command is an event and is not associated with an *RST condition or a query form.

Navigation Path: Setup > OTN SONET/SDH BERT OR SONET/SDH BERT > Functions > OH > SONET > TX > STS > Default

Navigation Path: Setup > OTN SONET/SDH BERT OR SONET/SDH BERT > Functions > OH > SDH > TX > AU > Default

Syntax

:SOURce:DATA:TELecom:SDHSonet:OH:HOP:OVERhead:DEFault <wsp><Overhead>

Parameter(s)

Overhead:

The program data syntax for the first parameter is defined as a <CHARACTER PROGRAM DATA> element.

Selects the High Order Path (HOP) overhead values.

J1: J1 trace.

B3: Bit Interleaved Parity code (BIP-8).

C2: C2

G1: G1

F2: F2

H4: H4

Z3: Z3

Z4: Z4

N1: N1

F3: F3

K3: K3

Response Syntax

<Value>

Example(s)

SOUR:DATA:TEL:SDHS:OH:HOP:OVER:DEF J1

See Also

SOURce:DATA:TELecom:SDH:OH:MS:OVERhead[1..n]:DEFault

:SOURce:DATA:TELecom:SDHSonet:OH:HOP:OVERhead?

Description

This query returns the High Order Path (HOP) overhead values in decimal format.

At *RST condition, this value is device dependent.

Navigation Path: Setup > OTN SONET/SDH BERT OR SONET/SDH BERT > Functions > OH > SONET > TX > STS

Navigation Path: Setup > OTN SONET/SDH BERT OR SONET/SDH BERT > Functions > OH > SDH > TX > AU

Syntax

:SOURce:DATA:TELecom:SDHSonet:OH:HOP:OVERhead? <wsp><Overhead>

Parameter(s)

Overhead:

The program data syntax for the first parameter is defined as a <CHARACTER PROGRAM DATA> element.

Selects the High Order Path (HOP) overhead values.

J1: J1 trace.

B3: Bit Interleaved Parity code (BIP-8).

C2: C2

G1: G1

F2: F2

H4: H4

Z3: Z3

Z4: Z4

N1: N1

F3: F3

K3: K3

Response Syntax

<Value>

Response(s)

Value:

The response data syntax for the first parameter is defined as a <NR1 NUMERIC RESPONSE DATA> element.

Returns the High Order Path (HOP) overhead byte value.

Example(s)

SOUR:DATA:TEL:SDHS:OH:HOP:OVER C2,#H02

SOUR:DATA:TEL:SDHS:OH:HOP:OVER? C2

Returns: 2

See Also

SOURce:DATA:TELecom:SDH:OH:RS:OVERhead[1..n]?

:SOURce:DATA:TELecom:SDHSonet:OH:LOP:OVERhead

Description

This command sets the Low Order Path (LOP) overhead values in hexadecimal format.

At *RST condition, this value is device dependent.

Navigation Path: Setup > SONET/SDH BERT > Functions > OH > OC > TX > VT

Navigation Path: Setup > SONET/SDH BERT > Functions > OH > STM > TX > TU

Syntax

:SOURce:DATA:TELecom:SDHSonet:OH:LOP:OVERhead <wsp><Overhead>,[<Value>]

Parameter(s)

Overhead:

The program data syntax for the first parameter is defined as a <CHARACTER PROGRAM DATA> element.

Selects the Low Order Path (LOP) overhead byte.

V5: VT Path Overhead.

J2: VT Path Trace.

Z6: VT Tandem Connection Monitoring.

Z7: Extended Signal Label.

N2: Network Operator Byte.

K4: Extended Signal Label.

Value:

The program data syntax for the second parameter is defined as a <NONDECIMAL NUMERIC PROGRAM DATA> element.

Selects the Low Order Path (LOP) overhead values in hexadecimal format.

Response Syntax

<Value>

Example(s)

SOUR:DATA:TEL:SDHS:OH:LOP:OVER V5, #H01

SOUR:DATA:TEL:SDHS:OH:LOP:OVER? V5

Returns: 1

See Also

SOURce:DATA:TELecom:SDHSonet:OH:LOP:OVERhead?

:SOURce:DATA:TELecom:SDHSonet:OH:LOP:OVERhead:DEFault

Description

This command resets the LOP overhead byte values.

This command is an event and is not associated with an *RST condition or a query form.

Navigation Path: Setup > SONET/SDH BERT > Functions > OH > OC > TX > VT > Default

Navigation Path: Setup > SONET/SDH BERT > Functions > OH > SDH > TX > TU > Default

Syntax

:SOURce:DATA:TELecom:SDHSonet:OH:LOP:OVERhead:DEFault <wsp><Overhead>

Parameter(s)

Overhead:

The program data syntax for the first parameter is defined as a <CHARACTER PROGRAM DATA> element.

Selects the Low Order Path (LOP) overhead byte for the receiver.

V5: VT Path Overhead.

J2: VT Path Trace.

Z6: VT Tandem Connection Monitoring.

Z7: Extended Signal Label.

N2: Network Operator Byte.

K4: Extended Signal Label.

Response Syntax

<Value>

Example(s)

SOUR:DATA:TEL:SDHS:OH:LOP:OVER:DEF V5

See Also

SOURce:DATA:TELecom:SDHSonet:OH:HOP:OVERhead:DEFault

:SOURce:DATA:TELecom:SDHSonet:OH:LOP:OVERhead?

Description

This query returns the Low Order Path (LOP) overhead values in decimal format.

At *RST condition, this value is device dependent.

Navigation Path: Setup > SONET/SDH BERT > Functions > OH > OC > TX > VT

Navigation Path: Setup > SONET/SDH BERT > Functions > OH > STM > TX > TU

Syntax

:SOURce:DATA:TELecom:SDHSonet:OH:LOP:OVERhead? <wsp><Overhead>

Parameter(s)

Overhead:

The program data syntax for the first parameter is defined as a <CHARACTER PROGRAM DATA> element.

Selects the Low Order Path (LOP) overhead byte.

V5: VT Path Overhead.

J2: VT Path Trace.

Z6: VT Tandem Connection Monitoring.

Z7: Extended Signal Label.

N2: Network Operator Byte.

K4: Extended Signal Label.

Response Syntax

<Value>

Response(s)

Value:

The response data syntax for the first parameter is defined as a <NR1 NUMERIC RESPONSE DATA> element.

Returns the Low Order Path (LOP) overhead byte value in hexadecimal format..

Example(s)

SOUR:DATA:TEL:SDHS:OH:LOP:OVER V5, #H01

SOUR:DATA:TEL:SDHS:OH:LOP:OVER? V5

Returns: 1

See Also

SOURce:DATA:TELecom:SDHSonet:OH:LOP:OVERhead

:SOURce:DATA:TELecom:SDHSonet:OH:LOPTu:OVERhead

Description

This command sets the Low Order Path (LOP) overhead values in hexadecimal format.

At *RST condition, this value is device dependent.

Navigation Path: Setup > SONET/SDH BERT > Functions > OH > STM > TX > TU3

Syntax

:SOURce:DATA:TELecom:SDHSonet:OH:LOPTu:OVERhead <wsp><Overhead>,[<Value>]

Parameter(s)

Overhead:

The program data syntax for the first parameter is defined as a <CHARACTER PROGRAM DATA> element.

Selects the High Order Path (HOP) overhead values.

J1: J1 trace.

B3: Bit Interleaved Parity code (BIP-8).

C2: Path Signal Label.

G1: Path Status.

F2: User Channel.

H4: Multiframe Indicator.

Z3: Growth.

Z4: Growth.

N1: Tandem Connection Monitoring.

F3: F3

K3: K3

Value:

The program data syntax for the second parameter is defined as a <NONDECIMAL NUMERIC PROGRAM DATA> element.

Selects the LOP(TU3) overhead values in hexadecimal format.

Response Syntax

<Value>

Example(s)

SOUR:DATA:TEL:SDHS:OH:LOPT:OVER J1, #H01

SOUR:DATA:TEL:SDHS:OH:LOPT:OVER? J1

Returns: 1

See Also

SOURce:DATA:TELecom:SDHSonet:OH:LOPTu:OVERhead?

:SOURce:DATA:TELecom:SDHSonet:OH:LOPTu:OVERhead:DEFault

Description

This command resets the LOP overhead byte values.

This command is an event and is not associated with an *RST condition or a query form.

Navigation Path: Setup > SONET/SDH BERT > Functions > OH > SDH > TX > TU3 > Default

Syntax

:SOURce:DATA:TELecom:SDHSonet:OH:LOPTu:OVERhead:DEFault <wsp><Overhead>

Parameter(s)

Overhead:

The program data syntax for the first parameter is defined as a <CHARACTER PROGRAM DATA> element.

Selects the High Order Path (HOP) overhead values for the receiver.

J1: J1 trace.

B3: Bit Interleaved Parity code (BIP-8).

C2: Path Signal Label.

G1: Path Status.

F2: User Channel.

H4: Multiframe Indicator.

Z3: Growth.

Z4: Growth.

N1: Tandem Connection Monitoring.

F3: F3-

K3: K3

Response Syntax

<Value>

Example(s)

SOUR:DATA:TEL:SDHS:OH:LOPTu:OVER:DEF J1

See Also

SOURce:DATA:TELecom:SDHSonet:OH:HOP:OVERhead:DEFault J1

:SOURce:DATA:TELecom:SDHSonet:OH:LOPTu:OVERhead?

Description

This query returns the Low Order Path (LOP) overhead values in decimal format.

At *RST condition, this value is device dependent.

Navigation Path: Setup > SONET/SDH BERT > Functions > OH > STM > TX > TU3

Syntax

:SOURce:DATA:TELecom:SDHSonet:OH:LOPTu:OVERhead? <wsp><Overhead>

Parameter(s)

Overhead:

The program data syntax for the first parameter is defined as a <CHARACTER PROGRAM DATA> element.

Selects the High Order Path (HOP) overhead values.

J1: J1 trace.

B3: Bit Interleaved Parity code (BIP-8).

C2: Path Signal Label.

G1: Path Status.

F2: User Channel.

H4: Multiframe Indicator.

Z3: Growth.

Z4: Growth.

N1: Tandem Connection Monitoring.

F3: F3

K3: K3

Response Syntax

<Value>

Response(s)

Value:

The response data syntax for the first parameter is defined as a <NR1 NUMERIC RESPONSE DATA> element.

Returns the Low Order Path (LOPTU) overhead byte value in hexadecimal format.

Example(s)

SOUR:DATA:TEL:SDHS:OH:LOPT:OVER J1, #H01

SOUR:DATA:TEL:SDHS:OH:LOPT:OVER? J1

Returns: 1

See Also

SOURce:DATA:TELecom:SDHSonet:OH:LOPTu:OVERhead

:SOURce:DATA:TELecom:SDHSonet:OH:REStore:DEFault

Description	This command it restores the default application. This command is an event and is not associated with an *RST condition or a query form. Navigation Path: Setup > OTN SONET/SDH BERT OR SONET/SDH BERT > Functions > OH > SONET > TX > Default all OH Navigation Path: Setup > OTN SONET/SDH BERT OR SONET/SDH BERT > Functions > OH > SDH > TX > Default all OH
Syntax	:SOURce:DATA:TELecom:SDHSonet:OH:REStore:DEFault
Response Syntax	<Value>
Example(s)	SOUR:DATA:TEL:SDHS:OH:RES:DEF
See Also	SOURce:DATA:TELecom:GFP:OH:RESTore:DEFault SOURce:DATA:TELecom:OTN:REStore:DEFault

:SOURce:DATA:TELecom:SONet:OH:LINE:OVERhead

Description

This command sets the line overhead byte values in hexadecimal format.

This command is an event and is not associated with an *RST condition or a query form.

Navigation Path: Setup > OTN SONET/SDH BERT OR SONET/SDH BERT > Functions > OH > SONET > LINE > TX

Syntax

:SOURce:DATA:TELecom:SONet:OH:LINE:OVERhead <wsp><Timeslot>, <Overhead>,[<Value>]

Parameter(s)

Timeslot:

The program data syntax for the first parameter is defined as a <DECIMAL NUMERIC PROGRAM DATA> element.

Selects the line overhead timeslot number for transmitter.

Overhead:

The program data syntax for the second parameter is defined as a <CHARACTER PROGRAM DATA> element.

Selects the line overhead bytes.

H1 to H3: respectively H1, H2, or H3

B2: Bit Interleaved Parity code (BIP-8)

K1 and K2: Respectively K1 or K2 for Automatic Protection Switching (APS)

D4, D5, D6, D7, D8, D9, D10, D11, D12: Respectively D4 to D12 for Data Communications Channel (DCC)

Z1 and Z2: Respectively Z1 or Z2 for Growth byte

M1: Remote Error Indicator - Line (REI-L)

M0: Remote Error Indicator - Line (REI-L)

S1: S1 byte

Value:

The program data syntax for the third parameter is defined as a <NONDECIMAL NUMERIC PROGRAM DATA> element.

Selects the line overhead byte values in hexadecimal format.

Response Syntax

<Value>

Example(s)

SOUR:DATA:TEL:SON:OH:LINE:OVER 1, D4,#H00

SOUR:DATA:TEL:SON:OH:LINE:OVER? 1, D4

Returns: 0

See Also

SOURce:DATA:TELecom:SONet:OH:SECTion:OVERhead?

:SOURce:DATA:TELecom:SONet:OH:LINE:OVERhead:DEFault

Description

This command resets the line overhead byte values.

This command is an event and is not associated with an *RST condition or a query form.

Navigation Path: Setup > OTN SONET/SDH BERT OR SONET/SDH BERT > Functions > OH > SONET > TX > LINE > Default

Syntax

:SOURce:DATA:TELecom:SONet:OH:LINE:OVERhead:DEFault <wsp><Timeslot>, <Overhead>

Parameter(s)

Timeslot:

The program data syntax for the first parameter is defined as a <DECIMAL NUMERIC PROGRAM DATA> element.

Selects the line overhead timeslot number.

Overhead:

The program data syntax for the second parameter is defined as a <CHARACTER PROGRAM DATA> element.

Selects the line overhead bytes.

Selects the line overhead bytes.

H1 to H3: Respectively H1, H2, or H3 for Pointer

B2: Bit Interleaved Parity code (BIP-8)

K1 and K2: Respectively K1 or K2 for Automatic Protection Switching (APS)

D4, D5, D6, D7, D8, D9, D10, D11, D12: Respectively D4 to D12 for Data Communications Channel (DCC)

Z1 and Z2: Respectively Z1 or Z2 for Growth byte

M1: Remote Error Indicator - Line (REI-L)

M0: Remote Error Indicator - Line (REI-L)

S1: S1 byte

Response Syntax

<Value>

Example(s)

SOUR:DATA:TEL:SON:OH:LINE:OVER:DEF 1, H1

See Also

SOURce:DATA:TELecom:SONet:OH:SECTion:OVERhead:DEFault

:SOURce:DATA:TELecom:SONet:OH:LINE:OVERhead?

Description

This query returns the line overhead byte values in decimal format.

At *RST condition, this value is device dependent.

Navigation Path: Setup > OTN SONET/SDH BERT OR SONET/SDH BERT > Functions > OH > SONET > LINE > TX

Syntax

:SOURce:DATA:TELecom:SONet:OH:LINE:OVERhead? <wsp><Timeslot>, <Overhead>

Parameter(s)

Timeslot:

The program data syntax for the first parameter is defined as a <DECIMAL NUMERIC PROGRAM DATA> element.

Selects the line overhead timeslot number.

Overhead:

The program data syntax for the second parameter is defined as a <CHARACTER PROGRAM DATA> element.

Selects the line overhead bytes.

H1 to H3: Respectively H1, H2, or H3

B2: Bit Interleaved Parity code (BIP-8)

K1 and K2: Respectively K1 or K2 for Automatic Protection Switching (APS)

D4, D5, D6, D7, D8, D9, D10, D11, D12: Respectively D4 to D12 for Data Communications Channel (DCC)

Z1 and Z2: Respectively Z1 or Z2 for Growth byte

M1: Remote Error Indicator - Line (REI-L)

M0: Remote Error Indicator - Line (REI-L)

S1: S1 byte

Response Syntax

<Value>

Response(s)

Value:

The response data syntax for the first parameter is defined as a <NR1 NUMERIC RESPONSE DATA> element.

Returns the line overhead byte value.

Example(s)

SOUR:DATA:TEL:SON:OH:LINE:OVER 1, D4,#H00

SOUR:DATA:TEL:SON:OH:LINE:OVER? 1, D4

Returns: 0

See Also

SOURce:DATA:TELecom:SONet:OH:SECTion:OVERhead

:SOURce:DATA:TELecom:SONet:OH:SECTion:OVERhead

Description

This command sets the section overhead byte values in hexadecimal format.

At *RST condition, this value is device dependent.

Navigation Path: Setup > OTN SONET/SDH BERT OR SONET/SDH BERT > Functions > OH > SONET > SECTION > TX

Syntax

:SOURce:DATA:TELecom:SONet:OH:SECTion:OVERhead <wsp><Timeslot>, <Overhead>,[<Value>]

Parameter(s)

Timeslot:

The program data syntax for the first parameter is defined as a <DECIMAL NUMERIC PROGRAM DATA> element.

Selects the section overhead timeslot number for transmitter.

Overhead:

The program data syntax for the second parameter is defined as a <CHARACTER PROGRAM DATA> element.

Selects the section overhead bytes.

A1: F6 hexadecimal value

A2: 28 hexadecimal value

J0: J0 trace

B1: Bit Interleaved Parity code (BIP-8)

E1: Orderwire

F1: User

D1: Data Communications Channel (DCC)

D2: Data Communications Channel (DCC)

D3: Data Communications Channel (DCC)

Z0: Growth

Value:

The program data syntax for the third parameter is defined as a <NONDECIMAL NUMERIC PROGRAM DATA> element.

Selects the section overhead byte values in hexadecimal format.

:SOURce:DATA:TELecom:SONet:OH:SECTion:OVERhead

Response Syntax	<Value>
Example(s)	SOUR:DATA:TEL:SON:OH:SECT:OVER 1, A1, #HF6 SOUR:DATA:TEL:SON:OH:SECT:OVER? 1, A1 Returns: 246
See Also	SOURce:DATA:TELecom:SONet:OH:LINE:OVERhead?

:SOURce:DATA:TELecom:SONet:OH:SECTion:OVERhead:DEFault

Description

This command resets the section overhead byte values.

This command is an event and is not associated with an *RST condition or a query form.

Navigation Path: Setup > OTN SONET/SDH BERT OR SONET/SDH BERT > Functions > OH > SONET > TX > SECTION > Default

Syntax

:SOURce:DATA:TELecom:SONet:OH:SECTion:OVERhead:DEFault <wsp><Timeslot>, <Overhead>

Parameter(s)

Timeslot:

The program data syntax for the first parameter is defined as a <DECIMAL NUMERIC PROGRAM DATA> element.

Selects the section overhead timeslot number.

Overhead:

The program data syntax for the second parameter is defined as a <CHARACTER PROGRAM DATA> element.

Selects the section overhead bytes.

A1: F6 hexadecimal value

A2: 28 hexadecimal value

J0: J0 trace

B1: Bit Interleaved Parity code (BIP-8)

E1: Orderwire

F1: User

D1: Data Communications Channel (DCC)

D2: Data Communications Channel (DCC)

D3: Data Communications Channel (DCC)

Z0: Growth

Response Syntax

<Value>

Example(s)

SOUR:DATA:TEL:SON:OH:SECT:OVER:DEF 1,A1

See Also

SOURce:DATA:TELecom:SDHSonet:OH:REStore:DEF

:SOURce:DATA:TELecom:SONet:OH:SECTion:OVERhead?

Description

This query returns the section overhead byte values in decimal format.

At *RST condition, this value is device dependent.

Navigation Path: Setup > OTN SONET/SDH BERT OR SONET/SDH BERT > Functions > OH > SONET > SECTION > TX

Syntax

:SOURce:DATA:TELecom:SONet:OH:SECTion:OVERhead? <wsp><Timeslot>, <Overhead>

Parameter(s)

Timeslot:

The program data syntax for the first parameter is defined as a <DECIMAL NUMERIC PROGRAM DATA> element.

Selects the section overhead timeslot number.

Overhead:

The program data syntax for the second parameter is defined as a <CHARACTER PROGRAM DATA> element.

Selects the section overhead bytes.

A1: F6 hexadecimal value

A2: 28 hexadecimal value

J0: J0 trace

B1: Bit Interleaved Parity code (BIP-8)

E1: Orderwire

F1: User

D1: Data Communications Channel (DCC)

D2: Data Communications Channel (DCC)

D3: Data Communications Channel (DCC)

Z0: Growth

Response Syntax

<Value>

:SOURce:DATA:TELecom:SONet:OH:SECTion:OVERhead?

Response(s)

Value:

The response data syntax for the first parameter is defined as a <NR1 NUMERIC RESPONSE DATA> element.

Returns the section overhead byte value.

Example(s)

SOUR:DATA:TEL:SON:OH:SECT:OVER 1, A1, #HF6

SOUR:DATA:TEL:SON:OH:SECT:OVER? 1, A1

Returns: 246

See Also

SOURce:DATA:TELecom:SONet:OH:LINE:OVERhead

OH - GFP-F/GFP-T

:FETCh:DATA:TELecom:GFP:OH:DFRames?

Description

This query returns selection of the Client Data Frames.

At *RST condition, this value is device dependent.

Navigation Path: Setup > OTN BERT > Test Configurator > Modify Structure > Client (Ethernet(flex/GFP-F)/10GbE) > GFP-F > Functions > OH > GFP-F > RX > Frames > Client Data

Navigation Path: Setup > OTN BERT > Test Configurator > Modify Structure > Client (1GbE) > GFP-T > Functions > OH > GFP-T > RX > Frames > Client Data

Syntax

:FETCh:DATA:TELecom:GFP:OH:DFRames? <wsp><Dframes>

Parameter(s)

Dframes:

The program data syntax for the first parameter is defined as a <CHARACTER PROGRAM DATA> element.

Selects the Client Data Frames.

PLI

CHEC

PTI

PFI

EXI

UPI

THEC

CID

SPARe

EHEC

Response Syntax

<Dframes>

Response(s)

Dframes:

The response data syntax for the first parameter is defined as a <NR1 NUMERIC RESPONSE DATA> element.

Returns the selection of Data Frames.

Example(s)

FETC:DATA:TEL:GFP:OH:DFR? PLI

See Also

SOURce:DATA:TELecom:GFP:OH:THEader:PFI

:FETCh:DATA:TELecom:GFP:OH:MFRames?

Description

This query returns selection of the Client Management Frames.

At *RST condition, this value is device dependent.

Navigation Path: Setup > OTN BERT > Test Configurator > Modify Structure > Client (Ethernet(flex/GFP-F)/10GbE) > GFP-F > Functions > OH > GFP-F > RX > Frames > Client Management

Navigation Path: Setup > OTN BERT > Test Configurator > Modify Structure > Client (1GbE) > GFP-T > Functions > OH > GFP-T > RX > Frames > Client Management

Syntax

:FETCh:DATA:TELecom:GFP:OH:MFRames? <wsp><Mframes>

Parameter(s)

Mframes:

The program data syntax for the first parameter is defined as a <CHARACTER PROGRAM DATA> element.

Selects the Client Management Frames.

PLI

CHEC

PTI

PFI

EXI

UPI

THEC

CID

SPARe

EHEC

Response Syntax

<Mframes>

Response(s)

Mframes:

The response data syntax for the first parameter is defined as a <NR1 NUMERIC RESPONSE DATA> element.

Returns the selection of Management Frames.

Example(s)

FETC:DATA:TEL:GFP:OH:MFRames? PLI

See Also

SOURce:DATA:TELecom:GFP:OH:EHEader:SPARe

:FETCh:DATA:TELecom:GFP:OH:RPTiframes?

Description

This query returns selection of Reserved PTI Frames.

At *RST condition, this value is device dependent.

Navigation Path: Setup > OTN BERT > Test Configurator > Modify Structure > Client (Ethernet(flex/GFP-F)/10GbE) > GFP-F > Functions > OH > GFP-F > RX > Frames > Reserved PTI

Navigation Path: Setup > OTN BERT > Test Configurator > Modify Structure > Client (1GbE) > GFP-T > Functions > OH > GFP-T > RX > Frames > Reserved PTI

Syntax

:FETCh:DATA:TELecom:GFP:OH:RPTiframes? <wsp><Rptiframes>

Parameter(s)

Rptiframes:

The program data syntax for the first parameter is defined as a <CHARACTER PROGRAM DATA> element.

Selects the Reserved PTI Frames.

PLI

CHEC

PTI

PFI

EXI

UPI

THEC

CID

SPARe

EHEC

Response Syntax

<Rptiframes>

Response(s)

Rptiframes:

The response data syntax for the first parameter is defined as a <NR1 NUMERIC RESPONSE DATA> element.

Returns the selection of Reserved PTI Frames.

Example(s)

FETC:DATA:TEL:GFP:OH:RPT? PLI

See Also

SOURce:DATA:TELecom:GFP:OH:EHEader:CID

:SOURce:DATA:TELecom:GFP:OH:DEFault

Description

This command resets or overwrites the overhead byte values.

This command is an event and is not associated with an *RST condition or a query form.

Navigation Path: Setup > OTN BERT > Test Configurator > Modify Structure > Client (Ethernet(flex/GFP-F)/10GbE) > GFP-F > Functions > OH > GFP-F > Default

Navigation Path: Setup > OTN BERT > Test Configurator > Modify Structure > Client (1GbE) > GFP-T > Functions > OH > GFP-T > Default

Syntax

:SOURce:DATA:TELecom:GFP:OH:DEFault <wsp><Frames>, <Bytes>

Parameter(s)

Frames:

The program data syntax for the first parameter is defined as a <CHARACTER PROGRAM DATA> element.

Selects the Frame Type.

DFRames

MFRames

Bytes:

The program data syntax for the second parameter is defined as a <CHARACTER PROGRAM DATA> element.

Selects the Client Data Frames Bytes.

PTI

PFI

EXI

UPI

CID

SPARe

Response Syntax

<Rptiframes>

Example(s)

SOUR:DATA:TEL:GFP:OH:DEF DFR, PTI

See Also

SOURce:DATA:TELecom:GFP:OH:REStore:DEFault

:SOURce:DATA:TELecom:GFP:OH:EHEader:CID

Description

This command sets the Channel ID.

At *RST condition, this value is 0000 0000.

Navigation Path: Setup > OTN BERT > Test Configurator > Modify Structure > Client (Ethernet(flex/GFP-F)/10GbE) > GFP-F > Functions > OH > GFP-F > Extension Header > CID

Navigation Path: Setup > OTN BERT > Test Configurator > Modify Structure > Client (1GbE) > GFP-T > Functions > OH > GFP-T > Extension Header > CID

Syntax

:SOURce:DATA:TELecom:GFP:OH:EHEader:CID <wsp><Frames>, <CID>

Parameter(s)

Frames:

The program data syntax for the first parameter is defined as a <CHARACTER PROGRAM DATA> element.

Selects the Client Framing Types.

DFRames

MFRames

CID:

The program data syntax for the second parameter is defined as a <NONDECIMAL NUMERIC PROGRAM DATA> element.

Selects Channel Id between 0000 0000 to 1111 1111.

MAXimum,sets Channed Id to maximum value.

MINimum,sets Channed Id to minimum value.

Response Syntax

<Rptiframes>

Example(s)

SOUR:DATA:TEL:GFP:OH:EHE:CID DFR,#B0

SOUR:DATA:TEL:GFP:OH:EHE:CID? DFR

Returns: 0

See Also

SOURce:DATA:TELecom:GFP:OH:THEader:UPI?

:SOURce:DATA:TELecom:GFP:OH:EHEader:CID?

Description

This query returns the Channel ID.

At *RST condition, this value is 0000 0000.

Navigation Path: Setup > OTN BERT > Test Configurator > Modify Structure > Client (Ethernet(flex/GFP-F)/10GbE) > GFP-F > Functions > OH > GFP-F > Extension Header > CID

Navigation Path: Setup > OTN BERT > Test Configurator > Modify Structure > Client (1GbE) > GFP-T > Functions > OH > GFP-T > Extension Header > CID

Syntax

:SOURce:DATA:TELecom:GFP:OH:EHEader:CID? <wsp><Frames>,[<CID>]

Parameter(s)

Frames:

The program data syntax for the first parameter is defined as a <CHARACTER PROGRAM DATA> element.

Selects the Client Framing Types.

DFRames

MFRames

CID:

The program data syntax for the second parameter is defined as a <CHARACTER PROGRAM DATA> element.

This parameter is optional. If no token is specified, the current CID value is returned.

MAXimum: Biggest supported value

MINimum: Smallest supported value

Response Syntax

<CID>

Response(s)

CID:

The response data syntax for the first parameter is defined as a <NR1 NUMERIC RESPONSE DATA> element.

Returns the Channel ID.

Example(s)

SOUR:DATA:TEL:GFP:OH:EHE:CID DFR,#B0

SOUR:DATA:TEL:GFP:OH:EHE:CID? DFR

Returns: 0

See Also

SOURce:DATA:TELecom:GFP:OH:EHEader:SPARe

:SOURce:DATA:TELecom:GFP:OH:EHEader:SPARe

Description

This command sets the Extension Header Spare Field.

At *RST condition, this value is 0000 0000.

Navigation Path: Setup > OTN BERT > Test Configurator > Modify Structure > Client (Ethernet(flex/GFP-F)/10GbE) > GFP-F > Functions > OH > GFP-F > Extension Header > Spare

Navigation Path: Setup > OTN BERT > Test Configurator > Modify Structure > Client (1GbE) > GFP-T > Functions > OH > GFP-T > Extension Header > Spare

Syntax

:SOURce:DATA:TELecom:GFP:OH:EHEader:SPARe <wsp><Frames>, <Spare>

Parameter(s)

Frames:

The program data syntax for the first parameter is defined as a <CHARACTER PROGRAM DATA> element.

Selects the Client Framing Types.

DFRames

MFRames

Spare:

The program data syntax for the second parameter is defined as a <NONDECIMAL NUMERIC PROGRAM DATA> element.

Selects the Spare value between 0000 0000 and 1111 1111

MAXimum,sets Spare to maximum value.

MINimum,sets Spare to minimum value.

Response Syntax

<CID>

Example(s)

SOUR:DATA:TEL:GFP:OH:EHE:SPAR DFR,#B0

SOUR:DATA:TEL:GFP:OH:EHE:SPAR? DFR

Returns: 0

See Also

SOURce:DATA:TELecom:GFP:OH:THEader:EXI?

:SOURce:DATA:TELecom:GFP:OH:EHEader:SPARe?

Description

This query returns the the Extension Header Spare Field value.

At *RST condition, this value is 0000 0000.

Navigation Path: Setup > OTN BERT > Test Configurator > Modify Structure > Client (Ethernet(flex/GFP-F)/10GbE) > GFP-F > Functions > OH > GFP-F > Extension Header > Spare

Navigation Path: Setup > OTN BERT > Test Configurator > Modify Structure > Client (1GbE) > GFP-T > Functions > OH > GFP-T > Extension Header > Spare

Syntax

:SOURce:DATA:TELecom:GFP:OH:EHEader:SPARe? <wsp><Frames>,[<Spare>]

Parameter(s)

Frames:

The program data syntax for the first parameter is defined as a <CHARACTER PROGRAM DATA> element.

Selects the Client Framing Types.

DFRames

MFRames

Spare:

The program data syntax for the second parameter is defined as a <CHARACTER PROGRAM DATA> element.

This parameter is optional. If no token is specified, the current spare value is returned.

MAXimum: Biggest supported value

MINimum: Smallest supported value

Response Syntax

<SPARe>

Response(s)

SPARe:

The response data syntax for the first parameter is defined as a <NR1 NUMERIC RESPONSE DATA> element.

Returns the SPARe value.

Example(s)

SOUR:DATA:TEL:GFP:OH:EHE:SPAR DFR,#B0

SOUR:DATA:TEL:GFP:OH:EHE:SPAR? DFR

Returns: 0

See Also

SOURce:DATA:TELecom:GFP:OH:EHEader:CID

:SOURce:DATA:TELecom:GFP:OH:RESTore:DEFault

Description

This command resets or overwrites the overhead byte values.

This command is an event and is not associated with an *RST condition or a query form.

Navigation Path: Setup > OTN BERT > Test Configurator > Modify Structure > Client (Ethernet(flex/GFP-F)/10GbE) > GFP-F > Functions > OH > GFP-F > Default All OH

Navigation Path: Setup > OTN BERT > Test Configurator > Modify Structure > Client (1GbE) > GFP-T > Functions > OH > GFP-T > Default All OH

Syntax

:SOURce:DATA:TELecom:GFP:OH:RESTore:DEFault

Response Syntax

<SPARe>

Example(s)

SOUR:DATA:TEL:GFP:OH:RESTore:DEF

See Also

SOURce:DATA:TELecom:OTN:OH:ODU[1..n]:OVERhead?

SOURce:DATA:TELecom:SDHSonet:OH:REStore:DEFault

:SOURce:DATA:TELecom:GFP:OH:THEader:EXI

Description

This command sets the Extension Header Identifier.

At *RST condition, this value is 0000.

Navigation Path: Setup > OTN BERT > Test Configurator > Modify Structure > Client (Ethernet(flex/GFP-F)/10GbE) > GFP-F > Functions > OH > GFP-F > Type Header > EXI

Navigation Path: Setup > OTN BERT > Test Configurator > Modify Structure > Client (1GbE) > GFP-T > Functions > OH > GFP-T > Type Header > EXI

Syntax

:SOURce:DATA:TELecom:GFP:OH:THEader:EXI <wsp><Frames>, <Exi>

Parameter(s)

Frames:

The program data syntax for the first parameter is defined as a <CHARACTER PROGRAM DATA> element.

Selects the Client Framing Types.

DFRames

MFRames

Exi:

The program data syntax for the second parameter is defined as a <NONDECIMAL NUMERIC PROGRAM DATA> element.

Selects the EXI value between 0000 and 1111

MAXimum: Biggest supported value

MINimum: Smallest supported value

Response Syntax

<SPARe>

Example(s)

SOUR:DATA:TEL:GFP:OH:THE:EXI MFR,#B0

SOUR:DATA:TEL:GFP:OH:THE:EXI? MFR

Returns: 0

See Also

SOURce:DATA:TELecom:GFP:OH:EHEader:SPARe?

:SOURce:DATA:TELecom:GFP:OH:THEader:EXI?

Description

This query returns the value of the Extension Header Identifier.

At *RST condition, this value is 0000.

Navigation Path: Setup > OTN BERT > Test Configurator > Modify Structure > Client (Ethernet(flex/GFP-F)/10GbE) > GFP-F > Functions > OH > GFP-F > Type Header > EXI

Navigation Path: Setup > OTN BERT > Test Configurator > Modify Structure > Client (1GbE) > GFP-T > Functions > OH > GFP-T > Type Header > EXI

Syntax

:SOURce:DATA:TELecom:GFP:OH:THEader:EXI? <wsp><Frames>,[<EXI>]

Parameter(s)

Frames:

The program data syntax for the first parameter is defined as a <CHARACTER PROGRAM DATA> element.

Selects the Client Framing Types.

DFRames

MFRames

EXI:

The program data syntax for the second parameter is defined as a <CHARACTER PROGRAM DATA> element.

This parameter is optional. If no token is specified, the current EXI value is returned.

MAXimum: Biggest supported value

MINimum: Smallest supported value

Response Syntax

<Exi>

Response(s)

Exi:

The response data syntax for the first parameter is defined as a <NR1 NUMERIC RESPONSE DATA> element.

Returns the Extension Header Identifier value.

Example(s)

SOUR:DATA:TEL:GFP:OH:THE:EXI MFR,#B0

SOUR:DATA:TEL:GFP:OH:THE:EXI? MFR

Returns: 0

See Also

SOURce:DATA:TELecom:GFP:OH:THEader:UPI

:SOURce:DATA:TELecom:GFP:OH:THEader:PFI

Description

This command sets the Payload FCS Indicator.

At *RST condition, this value is 0.

Navigation Path: Setup > OTN BERT > Test Configurator > Modify Structure > Client (Ethernet(flex/GFP-F)/10GbE) > GFP-F > Functions > OH > GFP-F > Type Header > PFI

Navigation Path: Setup > OTN BERT > Test Configurator > Modify Structure > Client (1GbE) > GFP-T > Functions > OH > GFP-T > Type Header > PFI

Syntax

:SOURce:DATA:TELecom:GFP:OH:THEader:PFI <wsp><Frames>, <Pfi>

Parameter(s)

Frames:

The program data syntax for the first parameter is defined as a <CHARACTER PROGRAM DATA> element.

Selects the Client Framing Types.

DFRames

MFRames

Pfi:

The program data syntax for the second parameter is defined as a <NONDECIMAL NUMERIC PROGRAM DATA> element.

Selects the PFI value between 0 and 1

MAXimum: Biggest supported value

MINimum: Smallest supported value

Response Syntax

<Exi>

Example(s)

SOUR:DATA:TEL:GFP:OH:THE:PFI MFR,#B0

SOUR:DATA:TEL:GFP:OH:THE:PFI? MFR

Returns: 0

See Also

SOURce:DATA:TELecom:GFP:OH:THEader:PTI?

:SOURce:DATA:TELecom:GFP:OH:THEader:PFI?

Description

This query returns the Payload FCS Indicator.

At *RST condition, this value is 0.

Navigation Path: Setup > OTN BERT > Test Configurator > Modify Structure > Client (Ethernet(flex/GFP-F)/10GbE) > GFP-F > Functions > OH > GFP-F > Type Header > PFI

Navigation Path: Setup > OTN BERT > Test Configurator > Modify Structure > Client (1GbE) > GFP-T > Functions > OH > GFP-T > Type Header > PFI

Syntax

:SOURce:DATA:TELecom:GFP:OH:THEader:PFI? <wsp><Frames>,[<PFI>]

Parameter(s)

Frames:

The program data syntax for the first parameter is defined as a <CHARACTER PROGRAM DATA> element.

Selects the Client Framing Types.

DFRames

MFRames

PFI:

The program data syntax for the second parameter is defined as a <CHARACTER PROGRAM DATA> element.

This parameter is optional. If no token is specified, the current PTI value is returned.

MAXimum: Biggest supported value

MINimum: Smallest supported value

Response Syntax

<Pfi>

Response(s)

Pfi:

The response data syntax for the first parameter is defined as a <NR1 NUMERIC RESPONSE DATA> element.

Returns the Payload FCS Indicator.

Example(s)

SOUR:DATA:TEL:GFP:OH:THE:PFI MFR,#B0

SOUR:DATA:TEL:GFP:OH:THE:PFI? MFR

Returns: 0

See Also

SOURce:DATA:TELecom:GFP:OH:THEader:PTI

:SOURce:DATA:TELecom:GFP:OH:THEader:PTI

Description

This command sets the Type of GFP Client Frame.

At *RST condition, this value is 000.

Navigation Path: Setup > OTN BERT > Test Configurator > Modify Structure > Client (Ethernet(flex/GFP-F)/10GbE) > GFP-F > Functions > OH > GFP-F > Type Header > PTI

Navigation Path: Setup > OTN BERT > Test Configurator > Modify Structure > Client (1GbE) > GFP-T > Functions > OH > GFP-T > Type Header > PTI

Syntax

:SOURce:DATA:TELecom:GFP:OH:THEader:PTI <wsp><Frames>,[<Pti>]

Parameter(s)

Frames:

The program data syntax for the first parameter is defined as a <CHARACTER PROGRAM DATA> element.

Selects the Client Framing Types.

DFRames

MFRames

Pti:

The program data syntax for the second parameter is defined as a <NONDECIMAL NUMERIC PROGRAM DATA> element.

Selects the PTI value between 000 and 111

MAXimum: Biggest supported value

MINimum: Smallest supported value

Response Syntax

<Pfi>

Example(s)

SOUR:DATA:TEL:GFP:OH:THE:PTI MFR,#B0

SOUR:DATA:TEL:GFP:OH:THE:PTI? MFR

Returns: 0

See Also

SOURce:DATA:TELecom:GFP:OH:THEader:PFI?

:SOURce:DATA:TELecom:GFP:OH:THEader:PTI?

Description

This query returns the Type of GFP Client Frame.

At *RST condition, this value is 000.

Navigation Path: Setup > OTN BERT > Test Configurator > Modify Structure > Client (Ethernet(flex/GFP-F)/10GbE) > GFP-F > Functions > OH > GFP-F > Type Header > PTI

Navigation Path: Setup > OTN BERT > Test Configurator > Modify Structure > Client (1GbE) > GFP-T > Functions > OH > GFP-T > Type Header > PTI

Syntax

:SOURce:DATA:TELecom:GFP:OH:THEader:PTI? <wsp><Frames>,[<PTI>]

Parameter(s)

Frames:

The program data syntax for the first parameter is defined as a <CHARACTER PROGRAM DATA> element.

Selects the Client Framing Types.

DFRames

MFRames

PTI:

The program data syntax for the second parameter is defined as a <CHARACTER PROGRAM DATA> element.

This parameter is optional. If no token is specified, the current PFI value is returned.

MAXimum: Biggest supported value

MINimum: Smallest supported value

Response Syntax

<Pti>

Response(s)

Pti:

The response data syntax for the first parameter is defined as a <NR1 NUMERIC RESPONSE DATA> element.

Returns the Type of GFP Client Frame.

Example(s)

SOUR:DATA:TEL:GFP:OH:THE:PTI MFR,#B0

SOUR:DATA:TEL:GFP:OH:THE:PTI? MFR

Returns: 0

See Also

SOURce:DATA:TELecom:GFP:OH:THEader:PFI

:SOURce:DATA:TELecom:GFP:OH:THEader:UPI

Description

This command sets the User Payload Identifier.

At *RST condition, this value is 0000 0000.

Navigation Path: Setup > OTN BERT > Test Configurator > Modify Structure > Client (Ethernet(flex/GFP-F)/10GbE) > GFP-F > Functions > OH > GFP-F > Type Header > UPI

Navigation Path: Setup > OTN BERT > Test Configurator > Modify Structure > Client (1GbE) > GFP-T > Functions > OH > GFP-T > Type Header > UPI

Syntax

:SOURce:DATA:TELecom:GFP:OH:THEader:UPI <wsp><Frames>, <Upi>

Parameter(s)

Frames:

The program data syntax for the first parameter is defined as a <CHARACTER PROGRAM DATA> element.

Selects the Client Framing Types.

DFRames

MFRames

Upi:

The program data syntax for the second parameter is defined as a <NONDECIMAL NUMERIC PROGRAM DATA> element.

Selects the UPI value between 0000 0000 and 1111 1111

MAXimum: Biggest supported value

MINimum: Smallest supported value

Response Syntax

<Pti>

Example(s)

SOUR:DATA:TEL:GFP:OH:THE:UPI MFR,#B0

SOUR:DATA:TEL:GFP:OH:THE:UPI? MFR

Returns: 0

See Also

SOURce:DATA:TELecom:GFP:OH:THEader:EXI?

:SOURce:DATA:TELecom:GFP:OH:THEader:UPI?

Description

This query returns the values of User Payload Identifier.

At *RST condition, this value is 0000 0000.

Navigation Path: Setup > OTN BERT > Test Configurator > Modify Structure > Client (Ethernet(flex/GFP-F)/10GbE) > GFP-F > Functions > OH > GFP-F > Type Header > UPI

Navigation Path: Setup > OTN BERT > Test Configurator > Modify Structure > Client (1GbE) > GFP-T > Functions > OH > GFP-T > Type Header > UPI

Syntax

:SOURce:DATA:TELecom:GFP:OH:THEader:UPI? <wsp><Frames>,[<UPI>]

Parameter(s)

Frames:

The program data syntax for the first parameter is defined as a <CHARACTER PROGRAM DATA> element.

Selects the Client Framing Types.

DFRames

MFRames

UPI:

The program data syntax for the second parameter is defined as a <CHARACTER PROGRAM DATA> element.

This parameter is optional. If no token is specified, the current UPI value is returned.

MAXimum: Biggest supported value

MINimum: Smallest supported value

Response Syntax

<Upi>

Response(s)

Upi:

The response data syntax for the first parameter is defined as a <NR1 NUMERIC RESPONSE DATA> element.

Returns the User Payload Identifier value.

Example(s)

SOUR:DATA:TEL:GFP:OH:THE:UPI MFR,#B0

SOUR:DATA:TEL:GFP:OH:THE:UPI? MFR

Returns: 0

See Also

SOURce:DATA:TELecom:GFP:OH:EHEader:CID

OH - FlexE (TX/RX)

:SENSe:DATA:TELecom:FETHernet:OH:BYTE?

Description	This command returns the OH bytes for selected PHY and Frame. At *RST condition, this value is device dependant. Navigation Path: Functions > OH > RX > FlexE OH Frame Summary - Block 1/2/3/4-5/6-7-8 - [byte]
Syntax	:SENSe:DATA:TELecom:FETHernet:OH:BYTE? <wsp><PHY>, <Frame>, <OH Byte>

:SENSe:DATA:TELecom:FETHernet:OH:BYTE?

Parameter(s)

PHY:

The program data syntax for the first parameter is defined as a <DECIMAL NUMERIC PROGRAM DATA> element.

PHY number

Frame:

The program data syntax for the second parameter is defined as a <DECIMAL NUMERIC PROGRAM DATA> element.

Frame number

OH Byte:

The program data syntax for the third parameter is defined as a <CHARACTER PROGRAM DATA> element.

Selects the OH byte value

B1SH: Block 1 - SH byte

B1TYPE: Block 1 - Type byte

B1RPF: Block 1 - RPF bit

B1GROUP: Block 1 - Group byte

B1OCODE: Block 1 - O code byte

B1OXO: Block 1 - Oxo code byte

B2SH: Block 2 - SH byte

B2PHY: Block 2 - PHY number byte

B2RES1: Block 2 - Reserved byte 1

B2RES2: Block 2 - Reserved byte 2

B2RES3: Block 2 - Reserved byte 3

B2RES4: Block 2 - Reserved byte 4

B2RES5: Block 2 - Reserved byte 5

B2RES6: Block 2 - Reserved byte 6

B3SH: Block 3 - SH byte

B3CLRES1: Block 3 - Client Reserved byte 1

B3CLRES2: Block 3 - Client Reserved byte 2

B3CLRES3: Block 3 - Client Reserved byte 3

B3CLRES4: Block 3 - Client Reserved byte 4

:SENSe:DATA:TELecom:FETHernet:OH:BYTE?

Parameter(s)

B3RES1: Block 3 - Reserved byte 1
B3RES2: Block 3 - Reserved byte 2
B3CRC1: Block 3 - CRC-16 first byte
B3CRC2: Block 3 - CRC-16 second byte
B4SH: Block 4 - SH byte
B4MCS1: Block 4 - Management Channel - Section byte 1
B4MCS2: Block 4 - Management Channel - Section byte 2
B4MCS3: Block 4 - Management Channel - Section byte 3
B4MCS4: Block 4 - Management Channel - Section byte 4
B4MCS5: Block 4 - Management Channel - Section byte 5
B4MCS6: Block 4 - Management Channel - Section byte 6
B4MCS7: Block 4 - Management Channel - Section byte 7
B4MCS8: Block 4 - Management Channel - Section byte 8
B5SH: Block 5 - SH byte
B5MCS1: Block 5 - Management Channel - Section byte 1
B5MCS2: Block 5 - Management Channel - Section byte 2
B5MCS3: Block 5 - Management Channel - Section byte 3
B5MCS4: Block 5 - Management Channel - Section byte 4
B5MCS5: Block 5 - Management Channel - Section byte 5
B5MCS6: Block 5 - Management Channel - Section byte 6
B5MCS7: Block 5 - Management Channel - Section byte 7
B5MCS8: Block 5 - Management Channel - Section byte 8
B6SH: Block 6 - SH byte
B6MCSTS1: Block 6 - Management Channel - Shim to Shim byte 1
B6MCSTS2: Block 6 - Management Channel - Shim to Shim byte 2
B6MCSTS3: Block 6 - Management Channel - Shim to Shim byte 3
B6MCSTS4: Block 6 - Management Channel - Shim to Shim byte 4
B6MCSTS5: Block 6 - Management Channel - Shim to Shim byte 5
B6MCSTS6: Block 6 - Management Channel - Shim to Shim byte 6
B6MCSTS7: Block 6 - Management Channel - Shim to Shim byte 7
B6MCSTS8: Block 6 - Management Channel - Shim to Shim byte 8

:SENSe:DATA:TELecom:FETHernet:OH:BYTE?

Parameter(s)

B7SH: Block 7 - SH byte
B7MCSTS1: Block 7 - Management Channel - Shim to Shim byte 1
B7MCSTS2: Block 7 - Management Channel - Shim to Shim byte 2
B7MCSTS3: Block 7 - Management Channel - Shim to Shim byte 3
B7MCSTS4: Block 7 - Management Channel - Shim to Shim byte 4
B7MCSTS5: Block 7 - Management Channel - Shim to Shim byte 5
B7MCSTS6: Block 7 - Management Channel - Shim to Shim byte 6
B7MCSTS7: Block 7 - Management Channel - Shim to Shim byte 7
B7MCSTS8: Block 7 - Management Channel - Shim to Shim byte 8
B8SH: Block 8 - SH byte
B8MCSTS1: Block 8 - Management Channel - Shim to Shim byte 1
B8MCSTS2: Block 8 - Management Channel - Shim to Shim byte 2
B8MCSTS3: Block 8 - Management Channel - Shim to Shim byte 3
B8MCSTS4: Block 8 - Management Channel - Shim to Shim byte 4
B8MCSTS5: Block 8 - Management Channel - Shim to Shim byte 5
B8MCSTS6: Block 8 - Management Channel - Shim to Shim byte 6
B8MCSTS7: Block 8 - Management Channel - Shim to Shim byte 7
B8MCSTS8: Block 8 - Management Channel - Shim to Shim byte 8

Response Syntax

<Return Value>

Response(s)

Return Value:
The response data syntax for the first parameter is defined as a <NR1 NUMERIC RESPONSE DATA> element.
Returns the byte decimal value.

Example(s)

SENS:DATA:TEL:FETH:OH:BYTE? 2,2,B3RES1
Returns: 255

See Also

SENSe:DATA:TELecom:FETHernet:OH?
SENSe:DATA:TELecom:FETHernet:OH:PHY:MAP?
SENSe:DATA:TELecom:FETHernet:OH:REServed?

:SENSe:DATA:TELecom:FETHernet:OH:CLIent:CALendar?

Description

This query returns the current FlexE Client Calendar Configuration as a string containing a coma separated list of

(Client ID, List of Occupied Calendar Slots)

Navigation Path: Functions > OH > RX > FlexE OH Frame Summary - Block 3 - Client Calendar

Syntax

:SENSe:DATA:TELecom:FETHernet:OH:CLIent:CALendar? <wsp><PHY>, <Calendar>

Parameter(s)

PHY:

The program data syntax for the first parameter is defined as a <DECIMAL NUMERIC PROGRAM DATA> element.

PHY Number

Calendar:

The program data syntax for the second parameter is defined as a <CHARACTER PROGRAM DATA> element.

Calendar Value.

A: Calendar A

B: Calendar B

Response Syntax

<Return Value>

Response(s)

Return Value:

The response data syntax for the first parameter is defined as a <STRING RESPONSE DATA> element.

Returns the current FlexE Client Calendar Configuration as a string containing a coma separated list of (Client ID, List of Occupied Calendar Slots)

(1,(0,1,2,3,4,5,6,7,8,9,10,11,12,13,14,15,16,17,18,19,20,21,22,23,24,25,26,27,28,29,30,31,32,33,34,35,36,37,38,39))

Example(s)

SOUR:DATA:TEL:FETH:OH:CLI:CAL? 1,A

See Also

SOURce:DATA:TELecom:FETHernet:CLIent:CALendar:DELete

:SENSe:DATA:TELecom:FETHernet:OH:PHY:MAP?

Description

This query returns the byte value for particular frame in PHY Map.

At *RST condition, this value is device dependant.

Navigation Path: Functions > OH > RX > FlexE OH Frame Summary - Block 2 - PHY Map

Syntax

:SENSe:DATA:TELecom:FETHernet:OH:PHY:MAP? <wsp><PHY>, <Frame>

Parameter(s)

PHY:

The program data syntax for the first parameter is defined as a <DECIMAL NUMERIC PROGRAM DATA> element.

PHY number

Frame:

The program data syntax for the second parameter is defined as a <DECIMAL NUMERIC PROGRAM DATA> element.

Frame Number

Response Syntax

<Return Value>

Response(s)

Return Value:

The response data syntax for the first parameter is defined as a <NR1 NUMERIC RESPONSE DATA> element.

Returns the byte decimal value.

Example(s)

SENS:DATA:TEL:FETH:OH:PHY:MAP? 1,1

Returns: 0

See Also

SENSe:DATA:TELecom:FETHernet:OH?

SENSe:DATA:TELecom:FETHernet:OH:BYTE?

SENSe:DATA:TELecom:FETHernet:OH:REServed?

:SENSe:DATA:TELecom:FETHernet:OH:REServed?

Description	This query returns the OH bytes for Block 1 Reserved. At *RST condition, this value is device dependant. Navigation Path: Functions > OH > RX > FlexE OH Frame Summary - Block 1 - Res
Syntax	:SENSe:DATA:TELecom:FETHernet:OH:REServed?
Response Syntax	<Return Value>
Response(s)	**Return Value**: The response data syntax for the first parameter is defined as a <NR1 NUMERIC RESPONSE DATA> element. Returns the bit decimal value.
Example(s)	SENS:DATA:TEL:FETH:OH:RES? Returns: 0
See Also	SENSe:DATA:TELecom:FETHernet:OH? SENSe:DATA:TELecom:FETHernet:OH:BYTE? SENSe:DATA:TELecom:FETHernet:OH:PHY:MAP?

:SENSe:DATA:TELecom:FETHernet:OH?

Description

This query gets CR and CA bits for Block 3 and C bit for Block 1/2/3.

At *RST condition, this value is set to #HA

Navigation Path: Functions > OH > RX > FlexE OH Frame Summary - Block 1/2/3 - C/CR/CA

Syntax

:SENSe:DATA:TELecom:FETHernet:OH? <wsp><Calendar>

Parameter(s)

Calendar:

The program data syntax for the first parameter is defined as a <CHARACTER PROGRAM DATA> element.

Selects the OH byte value

CR: Block 3 CR bit

CA: Block 3 CA bit

B1C: Block 1 C bit

B2C: Block 2 C bit

B3C: Block 3 C bit

Response Syntax

<Value>

Response(s)

Value:

The response data syntax for the first parameter is defined as a <CHARACTER RESPONSE DATA> element.

Returns the Calendar value.

A, Calender is A

B, Calender is B

Example(s)

SENS:DATA:TEL:FETH:OH? CR

Returns: A

See Also

SENSe:DATA:TELecom:FETHernet:OH:BYTE?

SENSe:DATA:TELecom:FETHernet:OH:PHY:MAP?

SENSe:DATA:TELecom:FETHernet:OH:REServed?

:SOURce:DATA:TELecom:FETHernet:OH

Description

This command sets the CR and CA bytes for Block 3.

At *RST condition, this value is set to #HA

Navigation Path: Functions > OH > TX > FlexE OH Frame Summary - Block 3 - CR/CA

Syntax

:SOURce:DATA:TELecom:FETHernet:OH <wsp><Calendar>, <Value>

Parameter(s)

Calendar:

The program data syntax for the first parameter is defined as a <CHARACTER PROGRAM DATA> element.

Selects the OH byte value

CR: Block 3 CR byte

CA: Block 3 CA byte

Value:

The program data syntax for the second parameter is defined as a <CHARACTER PROGRAM DATA> element.

A Sets A

B Sets B

Response Syntax

<Value>

Example(s)

SOUR:DATA:TEL:FETH:OH CR,A

See Also

SOURce:DATA:TELecom:FETHernet:OH:BYTE

SOURce:DATA:TELecom:FETHernet:OH:REServed

:SOURce:DATA:TELecom:FETHernet:OH:BYTE

Description

This command sets the OH bytes for selected PHY and Frame.

At *RST condition, this value is set to #H00

Navigation Path: Functions > OH > TX > FlexE OH Frame Summary - Block 1/2/3/4-5/6-7-8 - [byte]

Syntax

:SOURce:DATA:TELecom:FETHernet:OH:BYTE <wsp><PHY>, <Frame>, <OH Byte>,[<Value>]

:SOURce:DATA:TELecom:FETHernet:OH:BYTE

Parameter(s)

PHY:

The program data syntax for the first parameter is defined as a <DECIMAL NUMERIC PROGRAM DATA> element.

PHY number

Frame:

The program data syntax for the second parameter is defined as a <DECIMAL NUMERIC PROGRAM DATA> element.

Frame number

OH Byte:

The program data syntax for the third parameter is defined as a <CHARACTER PROGRAM DATA> element.

Selects the OH byte value

B2RES1: Block 2 - Reserved byte 1

B2RES2: Block 2 - Reserved byte 2

B2RES3: Block 2 - Reserved byte 3

B2RES4: Block 2 - Reserved byte 4

B2RES5: Block 2 - Reserved byte 5

B2RES6: Block 2 - Reserved byte 6

B3CLRES1: Block 3 - Client Reserved byte 1

B3CLRES2: Block 3 - Client Reserved byte 2

B3CLRES3: Block 3 - Client Reserved byte 3

B3CLRES4: Block 3 - Client Reserved byte 4

B3RES1: Block 3 - Reserved byte 1

B3RES2: Block 3 - Reserved byte 2

B4SH: Block 4 - SH byte

B4MCS1: Block 4 - Management Channel - Section byte 1

B4MCS2: Block 4 - Management Channel - Section byte 2

B4MCS3: Block 4 - Management Channel - Section byte 3

B4MCS4: Block 4 - Management Channel - Section byte 4

B4MCS5: Block 4 - Management Channel - Section byte 5

B4MCS6: Block 4 - Management Channel - Section byte 6

:SOURce:DATA:TELecom:FETHernet:OH:BYTE

Parameter(s)

B4MCS7: Block 4 - Management Channel - Section byte 7
B4MCS8: Block 4 - Management Channel - Section byte 8
B5SH: Block 5 - SH byte
B5MCS1: Block 5 - Management Channel - Section byte 1
B5MCS2: Block 5 - Management Channel - Section byte 2
B5MCS3: Block 5 - Management Channel - Section byte 3
B5MCS4: Block 5 - Management Channel - Section byte 4
B5MCS5: Block 5 - Management Channel - Section byte 5
B5MCS6: Block 5 - Management Channel - Section byte 6
B5MCS7: Block 5 - Management Channel - Section byte 7
B5MCS8: Block 5 - Management Channel - Section byte 8
B6SH: Block 6 - SH byte
B6MCSTS1: Block 6 - Management Channel - Shim to Shim byte 1
B6MCSTS2: Block 6 - Management Channel - Shim to Shim byte 2
B6MCSTS3: Block 6 - Management Channel - Shim to Shim byte 3
B6MCSTS4: Block 6 - Management Channel - Shim to Shim byte 4
B6MCSTS5: Block 6 - Management Channel - Shim to Shim byte 5
B6MCSTS6: Block 6 - Management Channel - Shim to Shim byte 6
B6MCSTS7: Block 6 - Management Channel - Shim to Shim byte 7
B6MCSTS8: Block 6 - Management Channel - Shim to Shim byte 8
B7SH: Block 7 - SH byte
B7MCSTS1: Block 7 - Management Channel - Shim to Shim byte 1
B7MCSTS2: Block 7 - Management Channel - Shim to Shim byte 2
B7MCSTS3: Block 7 - Management Channel - Shim to Shim byte 3
B7MCSTS4: Block 7 - Management Channel - Shim to Shim byte 4
B7MCSTS5: Block 7 - Management Channel - Shim to Shim byte 5
B7MCSTS6: Block 7 - Management Channel - Shim to Shim byte 6
B7MCSTS7: Block 7 - Management Channel - Shim to Shim byte 7
B7MCSTS8: Block 7 - Management Channel - Shim to Shim byte 8

:SOURce:DATA:TELecom:FETHernet:OH:BYTE

Parameter(s)

B8SH: Block 8 - SH byte

B8MCSTS1: Block 8 - Management Channel - Shim to Shim byte 1

B8MCSTS2: Block 8 - Management Channel - Shim to Shim byte 2

B8MCSTS3: Block 8 - Management Channel - Shim to Shim byte 3

B8MCSTS4: Block 8 - Management Channel - Shim to Shim byte 4

B8MCSTS5: Block 8 - Management Channel - Shim to Shim byte 5

B8MCSTS6: Block 8 - Management Channel - Shim to Shim byte 6

B8MCSTS7: Block 8 - Management Channel - Shim to Shim byte 7

B8MCSTS8: Block 8 - Management Channel - Shim to Shim byte 8

Value:

The program data syntax for the fourth parameter is defined as a <NONDECIMAL NUMERIC PROGRAM DATA> element.

Value to be return

Response Syntax

<Value>

Example(s)

SOUR:DATA:TEL:FETH:OH:BYTE 5,10,B2RES3,#HF6

See Also

SOURce:DATA:TELecom:FETHernet:OH

SOURce:DATA:TELecom:FETHernet:OH:REServed

:SOURce:DATA:TELecom:FETHernet:OH:BYTE?

Description

This command gets the OH bytes for selected PHY and Frame.

At *RST condition, this value is set to #H00

Navigation Path: Functions > OH > TX > FlexE OH Frame Summary - Block 1/2/3/4-5/6-7-8 - [byte]

Syntax

:SOURce:DATA:TELecom:FETHernet:OH:BYTE? <wsp><PHY>, <Frame>, <OH Byte>

:SOURce:DATA:TELecom:FETHernet:OH:BYTE?

Parameter(s)

PHY:

The program data syntax for the first parameter is defined as a <DECIMAL NUMERIC PROGRAM DATA> element.

PHY number

Frame:

The program data syntax for the second parameter is defined as a <DECIMAL NUMERIC PROGRAM DATA> element.

Frame Number

OH Byte:

The program data syntax for the third parameter is defined as a <CHARACTER PROGRAM DATA> element.

OH Byte name for which value needs to be return.

Selects the OH byte value

B2RES1: Block 2 - Reserved byte 1

B2RES2: Block 2 - Reserved byte 2

B2RES3: Block 2 - Reserved byte 3

B2RES4: Block 2 - Reserved byte 4

B2RES5: Block 2 - Reserved byte 5

B2RES6: Block 2 - Reserved byte 6

B3CLRES1: Block 3 - Client Reserved byte 1

B3CLRES2: Block 3 - Client Reserved byte 2

B3CLRES3: Block 3 - Client Reserved byte 3

B3CLRES4: Block 3 - Client Reserved byte 4

B3RES1: Block 3 - Reserved byte 1

B3RES2: Block 3 - Reserved byte 2

B4SH: Block 4 - SH byte

B4MCS1: Block 4 - Management Channel - Section byte 1

B4MCS2: Block 4 - Management Channel - Section byte 2

B4MCS3: Block 4 - Management Channel - Section byte 3

B4MCS4: Block 4 - Management Channel - Section byte 4

B4MCS5: Block 4 - Management Channel - Section byte 5

:SOURce:DATA:TELecom:FETHernet:OH:BYTE?

Parameter(s)

B4MCS6: Block 4 - Management Channel - Section byte 6
B4MCS7: Block 4 - Management Channel - Section byte 7
B4MCS8: Block 4 - Management Channel - Section byte 8
B5SH: Block 5 - SH byte
B5MCS1: Block 5 - Management Channel - Section byte 1
B5MCS2: Block 5 - Management Channel - Section byte 2
B5MCS3: Block 5 - Management Channel - Section byte 3
B5MCS4: Block 5 - Management Channel - Section byte 4
B5MCS5: Block 5 - Management Channel - Section byte 5
B5MCS6: Block 5 - Management Channel - Section byte 6
B5MCS7: Block 5 - Management Channel - Section byte 7
B5MCS8: Block 5 - Management Channel - Section byte 8
B6SH: Block 6 - SH byte
B6MCSTS1: Block 6 - Management Channel - Shim to Shim byte 1
B6MCSTS2: Block 6 - Management Channel - Shim to Shim byte 2
B6MCSTS3: Block 6 - Management Channel - Shim to Shim byte 3
B6MCSTS4: Block 6 - Management Channel - Shim to Shim byte 4
B6MCSTS5: Block 6 - Management Channel - Shim to Shim byte 5
B6MCSTS6: Block 6 - Management Channel - Shim to Shim byte 6
B6MCSTS7: Block 6 - Management Channel - Shim to Shim byte 7
B6MCSTS8: Block 6 - Management Channel - Shim to Shim byte 8
B7SH: Block 7 - SH byte
B7MCSTS1: Block 7 - Management Channel - Shim to Shim byte 1
B7MCSTS2: Block 7 - Management Channel - Shim to Shim byte 2
B7MCSTS3: Block 7 - Management Channel - Shim to Shim byte 3
B7MCSTS4: Block 7 - Management Channel - Shim to Shim byte 4
B7MCSTS5: Block 7 - Management Channel - Shim to Shim byte 5
B7MCSTS6: Block 7 - Management Channel - Shim to Shim byte 6
B7MCSTS7: Block 7 - Management Channel - Shim to Shim byte 7
B7MCSTS8: Block 7 - Management Channel - Shim to Shim byte 8

:SOURce:DATA:TELecom:FETHernet:OH:BYTE?

Parameter(s)

B8SH: Block 8 - SH byte
B8MCSTS1: Block 8 - Management Channel - Shim to Shim byte 1
B8MCSTS2: Block 8 - Management Channel - Shim to Shim byte 2
B8MCSTS3: Block 8 - Management Channel - Shim to Shim byte 3
B8MCSTS4: Block 8 - Management Channel - Shim to Shim byte 4
B8MCSTS5: Block 8 - Management Channel - Shim to Shim byte 5
B8MCSTS6: Block 8 - Management Channel - Shim to Shim byte 6
B8MCSTS7: Block 8 - Management Channel - Shim to Shim byte 7
B8MCSTS8: Block 8 - Management Channel - Shim to Shim byte 8

Response Syntax

<Return Value>

Response(s)

Return Value:
The response data syntax for the first parameter is defined as a <NR1 NUMERIC RESPONSE DATA> element.
Returns the byte decimal value.

Example(s)

SOUR:DATA:TEL:FETH:OH:BYTE 5,10,B2RES3,#HF6
SOUR:DATA:TEL:FETH:OH:BYTE? 5,10,B2RES3
Returns: 246

See Also

SOURce:DATA:TELecom:FETHernet:OH?
SOURce:DATA:TELecom:FETHernet:OH:REServed?

:SOURce:DATA:TELecom:FETHernet:OH:DEFault

Description	This command resets or overwrites the FlexE overhead byte values. This command is an event and is not associated with an *RST condition or a query form. Navigation Path: Functions > OH > Default FlexeE OH
Syntax	:SOURce:DATA:TELecom:FETHernet:OH:DEFault
Response Syntax	<Return Value>
Example(s)	SOUR:DATA:TEL:FETH:OH:DEF

:SOURce:DATA:TELecom:FETHernet:OH:DEFault:BYTE?

Description

This query gets the OH bytes for SH, Type, O Code.

At *RST condition, this value is set to device dependent.

Navigation Path: Functions > OH > TX > FlexE OH Frame Summary - Block 1/2/3 - SH, Type, O Code

Syntax

:SOURce:DATA:TELecom:FETHernet:OH:DEFault:BYTE? <wsp><Token>

Parameter(s)

Token:

The program data syntax for the first parameter is defined as a <CHARACTER PROGRAM DATA> element.

OH Byte name for which value needs to be returned.

Selects the OH byte value

B1SH: Block 1 - SH byte

B1TYPE: Block 1 - Type byte

B1OCODE: Block 1 - O Code byte

B2SH: Block 2 - SH byte

B3SH: Block 3 - SH byte

Response Syntax

<Return Value>

Response(s)

Return Value:

The response data syntax for the first parameter is defined as a <NR1 NUMERIC RESPONSE DATA> element.

Returns the byte decimal value.

Example(s)

SOUR:DATA:TEL:FETH:OH:DEF:BYTE? SH

Returns: 10

See Also

SOURce:DATA:TELecom:FETHernet:OH?

:SOURce:DATA:TELecom:FETHernet:OH:OXO?

Description

This query gets the Oxo bytes for Block 1.

At *RST condition, this value is set to 0

Navigation Path: Functions > OH > TX > FlexE OH Frame Summary - Block 1 OXO code

Syntax

:SOURce:DATA:TELecom:FETHernet:OH:OXO?

Response Syntax

<Return value>

Response(s)

Return value:

The response data syntax for the first parameter is defined as a <NR1 NUMERIC RESPONSE DATA> element.

Return the Oxo Code bytes value.

Example(s)

SOUR:DATA:TEL:FETH:OH:OXO?

Returns: 0

See Also

SENSe:DATA:TELecom:FETHernet:OH:REServed?

:SOURce:DATA:TELecom:FETHernet:OH:PHY:MAP?

Description

This query returns the byte value for particular frame in PHY Map.

At *RST condition, this value is device dependent.

Navigation Path: Functions > OH > TX > FlexE OH Frame Summary - Block 2 - PHY Map

Syntax

:SOURce:DATA:TELecom:FETHernet:OH:PHY:MAP? <wsp><Frame>

Parameter(s)

Frame:

The program data syntax for the first parameter is defined as a <DECIMAL NUMERIC PROGRAM DATA> element.

Frame Number

Response Syntax

<Return value>

Response(s)

Return value:

The response data syntax for the first parameter is defined as a <NR1 NUMERIC RESPONSE DATA> element.

Return the byte decimal value.

Example(s)

SOUR:DATA:TEL:FETH:OH:PHY:MAP? 1

Returns: 0

See Also

SENSe:DATA:TELecom:FETHernet:OH?

:SOURce:DATA:TELecom:FETHernet:OH:REServed

Description

This command sets the Reserved bytes for Block 1.

At *RST condition, this value is set to #H1

Navigation Path: Functions > OH > TX > FlexE OH Frame Summary - Block 1 - Res

Syntax

:SOURce:DATA:TELecom:FETHernet:OH:REServed <wsp><Value>

Parameter(s)

Value:

The program data syntax for the first parameter is defined as a <NONDECIMAL NUMERIC PROGRAM DATA> element.

Return the Reserved byte value.

Response Syntax

<Return value>

Example(s)

SOUR:DATA:TEL:FETH:OH:RES #B1

See Also

SOURce:DATA:TELecom:FETHernet:OH

SOURce:DATA:TELecom:FETHernet:OH:BYTE

:SOURce:DATA:TELecom:FETHernet:OH:REServed?

Description

This query gets the Reserved bytes for Block 1.

At *RST condition, this value is set to #B1

Navigation Path: Functions > OH > TX > FlexE OH Frame Summary - Block 1 - Res

Syntax

:SOURce:DATA:TELecom:FETHernet:OH:REServed?

Response Syntax

<Value>

Response(s)

Value:

The response data syntax for the first parameter is defined as a <NR1 NUMERIC RESPONSE DATA> element.

Return the Reserved byte value.

Example(s)

SOUR:DATA:TEL:FETH:OH:RES #B1

SOUR:DATA:TEL:FETH:OH:RES?

Returns: 1

See Also

SOURce:DATA:TELecom:FETHernet:OH?

SOURce:DATA:TELecom:FETHernet:OH:BYTE?

:SOURce:DATA:TELecom:FETHernet:OH:RPF?

Description

This query gets the RPF bit for Block 1.

At *RST condition, this value is set to 0

Navigation Path: Functions > OH > TX > FlexE OH Frame Summary - Block 1 - RPF

Syntax

:SOURce:DATA:TELecom:FETHernet:OH:RPF? <wsp><PHY>

Parameter(s)

PHY:

The program data syntax for the first parameter is defined as a <DECIMAL NUMERIC PROGRAM DATA> element.

PHY Number

Response Syntax

<Value>

Response(s)

Value:

The response data syntax for the first parameter is defined as a <NR1 NUMERIC RESPONSE DATA> element.

Return the RPF bit value.

Example(s)

SOUR:DATA:TEL:FETH:OH:RPF?

See Also

SOURce:DATA:TELecom:FETHernet:OH:RES?

:SOURce:DATA:TELecom:FETHernet:OH?

Description

This query gets the CR and CA OH bytes for Block 3.

At *RST condition, this value is set to A

Navigation Path: Functions > OH > TX > FlexE OH Frame Summary - Block 3 - CR/CA

Syntax

:SOURce:DATA:TELecom:FETHernet:OH? <wsp><Calendar>

Parameter(s)

Calendar:

The program data syntax for the first parameter is defined as a <CHARACTER PROGRAM DATA> element.

Selects OH byte value

CR: Block 3 CR byte

CA: Block 3 CA byte

Response Syntax

<Value>

Response(s)

Value:

The response data syntax for the first parameter is defined as a <CHARACTER RESPONSE DATA> element.

Returns the CR or CA Calendar value.

A, Calender is A

B, Calender is B

Example(s)

SOUR:DATA:TEL:FETH:OH CA,A

SOUR:DATA:TEL:FETH:OH? CA

Returns: A

See Also

SOURce:DATA:TELecom:FETHernet:OH:BYTE?

SOURce:DATA:TELecom:FETHernet:OH:REServed?

RTD

:FETCh:DATA:TELecom:RTD:COUNt:FAILed?

Description	This query returns the total number of failed measurements. At *RST condition, this value is set to device-dependent. Navigation Path: OTN BERT > Functions > RTD
Syntax	:FETCh:DATA:TELecom:RTD:COUNt:FAILed?
Response Syntax	<Failed>
Response(s)	**Failed**: The response data syntax for the first parameter is defined as a <NR2 NUMERIC RESPONSE DATA> element. Returns the total number of failed measurements.
Example(s)	SENS:DATA:TEL:RTD:MODE SING SENS:DATA:TEL:RTD ON FETC:DATA:TEL:RTD:COUN:FAIL?
See Also	FETCh:DATA:TELecom:RTD:COUNt:SUCCessful?

:FETCh:DATA:TELecom:RTD:COUNt:SUCCessful?

Description	This query returns the total number of successful measurements. At *RST condition, this value is set to device-dependent. Navigation Path: OTN BERT > Functions > RTD
Syntax	:FETCh:DATA:TELecom:RTD:COUNt:SUCCessful?
Response Syntax	<Successful>
Response(s)	**Successful**: The response data syntax for the first parameter is defined as a <NR2 NUMERIC RESPONSE DATA> element. Returns the total number of successful measurements.
Example(s)	SENS:DATA:TEL:RTD:MODE SING SENS:DATA:TEL:RTD ON FETC:DATA:TEL:RTD:COUN:SUCC?
See Also	FETCh:DATA:TELecom:RTD:COUNt:FAILed?

:FETCh:DATA:TELecom:RTD:DELay:AVERage?

Description

This query returns the average Round Trip Delay value.

At *RST condition, this value is set to device-dependent.

Navigation Path: OTN BERT > Functions > RTD

Syntax

:FETCh:DATA:TELecom:RTD:DELay:AVERage?

Response Syntax

<Average>

Response(s)

Average:

The response data syntax for the first parameter is defined as a <NR2 NUMERIC RESPONSE DATA> element.

Returns the average Round Trip Delay value.

Example(s)

```
SENS:DATA:TEL:RTD:MODE SING
SENS:DATA:TEL:RTD ON
FETC:DATA:TEL:RTD:DEL:AVER?
```

See Also

FETCh:DATA:TELecom:RTD:DELay:MINimum?

:FETCh:DATA:TELecom:RTD:DELay:LAST?

Description

This query returns the result of the last Round Trip Delay.

At *RST condition, this value is set to device-dependent.

Navigation Path: OTN BERT > Functions > RTD

Syntax

:FETCh:DATA:TELecom:RTD:DELay:LAST?

Response Syntax

<Last>

Response(s)

Last:

The response data syntax for the first parameter is defined as a <NR2 NUMERIC RESPONSE DATA> element.

Returns the result of the last Round Trip Delay.

Example(s)

SENS:DATA:TEL:RTD:MODE SING

SENS:DATA:TEL:RTD ON

FETC:DATA:TEL:RTD:DEL:LAST?

See Also

FETCh:DATA:TELecom:RTD:DELay:MAXimum?

:FETCh:DATA:TELecom:RTD:DELay:MAXimum?

Description

This query returns the maximum Round Trip Delay recorded.

At *RST condition, this value is set to device-dependent.

Navigation Path: OTN BERT > Functions > RTD

Syntax

:FETCh:DATA:TELecom:RTD:DELay:MAXimum?

Response Syntax

<Maximum>

Response(s)

Maximum:

The response data syntax for the first parameter is defined as a <NR2 NUMERIC RESPONSE DATA> element.

Returns the maximum Round Trip Delay recorded.

Example(s)

SENS:DATA:TEL:RTD:MODE SING

SENS:DATA:TEL:RTD ON

FETC:DATA:TEL:RTD:DEL:MAX?

See Also

FETCh:DATA:TELecom:RTD:DELay:LAST?

:FETCh:DATA:TELecom:RTD:DELay:MINimum?

Description	This query returns the minimum Round Trip Delay recorded. At *RST condition, this value is set to device-dependent. Navigation Path: OTN BERT > Functions > RTD
Syntax	:FETCh:DATA:TELecom:RTD:DELay:MINimum?
Response Syntax	<Minimum>
Response(s)	**Minimum**: The response data syntax for the first parameter is defined as a <NR2 NUMERIC RESPONSE DATA> element. Returns the minimum Round Trip Delay recorded.
Example(s)	SENS:DATA:TEL:RTD:MODE SING SENS:DATA:TEL:RTD ON FETC:DATA:TEL:RTD:DEL:MIN?
See Also	FETCh:DATA:TELecom:RTD:DELay:MAXimum?

:FETCh:DATA:TELecom:RTD:DELay:STATus?

Description

This query returns the test status of the Round Trip Delay measurements.

At *RST condition, this value is set to device-dependent.

Navigation Path: OTN BERT > Functions > RTD

Syntax

:FETCh:DATA:TELecom:RTD:DELay:STATus?

Response Syntax

<Status>

Response(s)

Status:

The response data syntax for the first parameter is defined as a <CHARACTER RESPONSE DATA> element.

Returns the test status of the Round Trip Delay measurements.

READY, Ready indicates that the test is ready to perform RTD measurement.

RUNNING, Running indicates that the RTD test is running.

CANCELLED, Cancelled indicates that the RTD test has been stopped before its completion.

CFAILED, Calibration Failed indicates that the test calibration failed.

Example(s)

SENS:DATA:TEL:RTD:MODE CONT

SENS:DATA:TEL:RTD ON

FETC:DATA:TEL:RTD:DEL:STAT?

See Also

FETCh:DATA:TELecom:RTD:DELay:LAST?

:SENSe:DATA:TELecom:RTD

Description

This command enables/disables the round trip delay measurements.

At *RST condition, this value is set to OFF.

Navigation Path: OTN BERT > Functions > RTD > Measure Delay

Syntax

:SENSe:DATA:TELecom:RTD <wsp><Set>

Parameter(s)

Set:

The program data syntax for the first parameter is defined as a <BOOLEAN PROGRAM DATA> element.

enables/disables the round trip delay measurement.

ON, enables the round trip delay measurement.

OFF, disables the round trip delay measurement.

Response Syntax

<Status>

Example(s)

SENS:DATA:TEL:RTD:MODE CONT

SENS:DATA:TEL:RTD ON

SENS:DATA:TEL:RTD?

Returns: 1

See Also

SENSe:DATA:TELecom:RTD:MODE

SENSe:DATA:TELecom:RTD:MODE?

:SENSe:DATA:TELecom:RTD:MODE

Description

This command selects the round trip delay test mode.

At *RST condition, this value is set to SINGle.

Navigation Path: OTN BERT > Functions > RTD

Syntax

:SENSe:DATA:TELecom:RTD:MODE <wsp><Mode>

Parameter(s)

Mode:

The program data syntax for the first parameter is defined as a <CHARACTER PROGRAM DATA> element.

Selects the round trip delay test mode.

SINGle: Single.

CONTinuous: Continuous

Response Syntax

<Status>

Example(s)

SENS:DATA:TEL:RTD:MODE SING

SENS:DATA:TEL:RTD:MODE?

Returns: SINGLE

See Also

SENSe:DATA:TELecom:RTD

SENSe:DATA:TELecom:RTD?

:SENSe:DATA:TELecom:RTD:MODE?

Description	This query returns the round trip delay test mode. At *RST condition, this value is set to SINGle. Navigation Path: OTN BERT > Functions > RTD
Syntax	:SENSe:DATA:TELecom:RTD:MODE?
Response Syntax	<Mode>
Response(s)	**Mode**: The response data syntax for the first parameter is defined as a <CHARACTER RESPONSE DATA> element. Returns the round trip delay test mode. SINGLE, single mode is selected as the round trip delay. CONTINUOUS, continuous mode is selected as the round trip delay.
Example(s)	SENS:DATA:TEL:RTD:MODE CONT SENS:DATA:TEL:RTD:MODE? Returns: SINGLE
See Also	SENSe:DATA:TELecom:RTD SENSe:DATA:TELecom:RTD?

:SENSe:DATA:TELecom:RTD:RESet

Description	This command resets the results and measurement count. This command is an event and is not associated with an *RST condition or a query form. Navigation Path: OTN BERT > Functions > RTD
Syntax	:SENSe:DATA:TELecom:RTD:RESet
Response Syntax	<Mode>
Example(s)	SENS:DATA:TEL:RTD:MODE SING SENS:DATA:TEL:RTD ON SENS:DATA:TEL:RTD:RES
See Also	FETCh:DATA:TELecom:RTD:COUNt:SUCCessful?

:SENSe:DATA:TELecom:RTD?

Description	This query returns the status of round trip delay measurements. At *RST condition, this value is set to OFF. Navigation Path: OTN BERT > Functions > RTD > Measure Delay
Syntax	:SENSe:DATA:TELecom:RTD?
Response Syntax	<Set>
Response(s)	**Set**: The response data syntax for the first parameter is defined as a <BOOLEAN RESPONSE DATA> element. Returns the status of the round trip delay measurement. 1, enables measurement of the round trip delay. 0, disables measurement of the round trip delay.
Example(s)	SENS:DATA:TEL:RTD:MODE CONT SENS:DATA:TEL:RTD ON SENS:DATA:TEL:RTD? Returns: 1
See Also	SENSe:DATA:TELecom:RTD:MODE SENSe:DATA:TELecom:RTD:MODE?

RTD (CPRI Framed L2)

:FETCh:DATA:TELecom:CPRI:OBSai:IDELay?

Description	This Query returns the OBSAI RTT value. At *RST condition, this value is set to device-dependent. Navigation Path: Functions > RTT > RRH - Delay
Syntax	:FETCh:DATA:TELecom:CPRI:OBSai:IDELay?
Response Syntax	<Internal Delay>
Response(s)	**Internal Delay**: The response data syntax for the first parameter is defined as a <NR2 NUMERIC RESPONSE DATA> element. Return Internal Delay Value.
Example(s)	FETC:DATA:TEL:CPRI:OBS:IDEL?
See Also	FETCh:DATA:TEL:CPRI:OBS:MESS:C1?

:FETCh:DATA:TELecom:CPRI:OBSai:PROPdelay?

Description

This Query returns the OBSAI RTT Propagation delay value.

At *RST condition, this value is set to device-dependent.

Navigation Path: Functions > RTT > Propagation Delay.

Syntax

:FETCh:DATA:TELecom:CPRI:OBSai:PROPdelay? <wsp><Value>

Parameter(s)

Value:

The program data syntax for the first parameter is defined as a <CHARACTER PROGRAM DATA> element.

Propagation Delay Type

LAST: Propagation Delay Last

RMINimum: Propagation Delay Minimum

RMAXimum:Propagation Delay Maximum

AVERAGE: Propagation Delay Average

Response Syntax

<Propagation Delay>

Response(s)

Propagation Delay:

The response data syntax for the first parameter is defined as a <NR2 NUMERIC RESPONSE DATA> element.

Return Propagation Delay Value.

Example(s)

FETC:DATA:TEL:CPRI:OBS:PROP?

See Also

FETCh:DATA:TEL:CPRI:OBS:RXS?

:FETCh:DATA:TELecom:CPRI:OBSai:RTT?

Description

This Query returns the OBSAI RTT value.

At *RST condition, this value is set to device-dependent.

Navigation Path: Functions > RTT > RTT.

Syntax

:FETCh:DATA:TELecom:CPRI:OBSai:RTT? <wsp><Value>

Parameter(s)

Value:

The program data syntax for the first parameter is defined as a <CHARACTER PROGRAM DATA> element.

RTT Type

LAST: RTT Last

RMINimum: RTT Minimum

RMAXimum:RTT Maximum

AVERAGE: RTT Average

Response Syntax

<RTT>

Response(s)

RTT:

The response data syntax for the first parameter is defined as a <NR2 NUMERIC RESPONSE DATA> element.

Return RTT Value.

Example(s)

FETC:DATA:TEL:CPRI:OBS:RTT?

See Also

FETCh:DATA:TEL:CPRI:OBS:MESS:C1?

:SENSe:DATA:TELecom:CPRI:RTD:CABLe:AVERage?

Description	This query returns the Maximum count for Cable Delay. At *RST condition, this value is device dependent. Navigation Path: Functions > RTD (CPRI) > Cable Delay > Average
Syntax	:SENSe:DATA:TELecom:CPRI:RTD:CABLe:AVERage?
Response Syntax	<Count>
Response(s)	**Count**: The response data syntax for the first parameter is defined as a <STRING RESPONSE DATA> element. Returns the Maximum count for Cable Delay.
Example(s)	SENS:DATa:TEL:CPRI:RTD:CABL:AVER?
See Also	SENSe:DATA:TELecom:CPRI:RTD:CABLe:MAXimum?

:SENSe:DATA:TELecom:CPRI:RTD:CABLe:LAST?

Description	This query returns the Last count for Cable Delay. At *RST condition, this value is device dependent. Navigation Path: Functions > RTD (CPRI) > Cable Delay > Last
Syntax	:SENSe:DATA:TELecom:CPRI:RTD:CABLe:LAST?
Response Syntax	<Count>
Response(s)	**Count**: The response data syntax for the first parameter is defined as a <STRING RESPONSE DATA> element. Returns the Last count for Cable Delay.
Example(s)	SENS:DATa:TEL:CPRI:RTD:CABL:LAST?
See Also	SENSe:DATA:TELecom:CPRI:RTD:CABLe:MINimum?

:SENSe:DATA:TELecom:CPRI:RTD:CABLe:MAXimum?

Description	This query returns the Maximum count for Cable Delay. At *RST condition, this value is device dependent. Navigation Path: Functions > RTD (CPRI) > Cable Delay > Maximum
Syntax	:SENSe:DATA:TELecom:CPRI:RTD:CABLe:MAXimum?
Response Syntax	<Count>
Response(s)	**Count**: The response data syntax for the first parameter is defined as a <STRING RESPONSE DATA> element. Returns the Maximum count for Cable Delay.
Example(s)	SENS:DATa:TEL:CPRI:RTD:CABL:MAX?
See Also	SENSe:DATA:TELecom:CPRI:RTD:CABLe:AVERage?

:SENSe:DATA:TELecom:CPRI:RTD:CABLe:MINimum?

Description

This query returns the Minimum count for Cable Delay.

At *RST condition, this value is device dependent.

Navigation Path: Functions > RTD (CPRI) > Cable Delay > Mimimum

Syntax

:SENSe:DATA:TELecom:CPRI:RTD:CABLe:MINimum?

Response Syntax

<Count>

Response(s)

Count:

The response data syntax for the first parameter is defined as a <STRING RESPONSE DATA> element.

Returns the Minimum count for Cable Delay.

Example(s)

SENSe:DATa:TEL:CPRI:RTD:CABL:MIN?

See Also

SENSe:DATA:TELecom:CPRI:RTD:CABLe:LAST?

:SENSe:DATA:TELecom:CPRI:RTD:DELay:AVERage?

Description	This query returns the Average count for Delay T14. At *RST condition, this value is device dependent. Navigation Path: Functions > RTD (CPRI) > Delay T14 > Average
Syntax	:SENSe:DATA:TELecom:CPRI:RTD:DELay:AVERage?
Response Syntax	<Count>
Response(s)	**Count**: The response data syntax for the first parameter is defined as a <STRING RESPONSE DATA> element. Returns the Average count for Delay T14.
Example(s)	SENS:DATa:TEL:CPRI:RTD:DEL:AVER?
See Also	SENSe:DATA:TELecom:CPRI:RTD:DELay:MAXimum?

:SENSe:DATA:TELecom:CPRI:RTD:DELay:LAST?

Description

This query returns the Last count for Delay T14.

At *RST condition, this value is device dependent.

Navigation Path: Functions > RTD (CPRI) > Delay T14 > Last

Syntax

:SENSe:DATA:TELecom:CPRI:RTD:DELay:LAST?

Response Syntax

<Count>

Response(s)

Count:

The response data syntax for the first parameter is defined as a <STRING RESPONSE DATA> element.

Returns the Last count for Delay T14.

Example(s)

SENS:DATa:TEL:CPRI:RTD:DEL:LAST?

See Also

SENSe:DATA:TELecom:CPRI:RTD:DELay:MINimum?

:SENSe:DATA:TELecom:CPRI:RTD:DELay:MAXimum?

Description	This query returns the Maximum count for Delay T14. At *RST condition, this value is device dependent. Navigation Path: Functions > RTD (CPRI) > Delay T14 > Maximum
Syntax	:SENSe:DATA:TELecom:CPRI:RTD:DELay:MAXimum?
Response Syntax	<Count>
Response(s)	**Count**: The response data syntax for the first parameter is defined as a <STRING RESPONSE DATA> element. Returns the Minimum count for Delay T14.
Example(s)	SENS:DATa:TEL:CPRI:RTD:DEL:MAX?
See Also	SENSe:DATA:TELecom:CPRI:RTD:DELay:AVERage?

:SENSe:DATA:TELecom:CPRI:RTD:DELay:MINimum?

Description

This query returns the Minimum count for Delay T14.

At *RST condition, this value is device dependent.

Navigation Path: Functions > RTD (CPRI) > Delay T14 > Mimimum

Syntax

:SENSe:DATA:TELecom:CPRI:RTD:DELay:MINimum?

Response Syntax

<Count>

Response(s)

Count:

The response data syntax for the first parameter is defined as a <STRING RESPONSE DATA> element.

Returns the Minimum count for Delay T14.

Example(s)

SENS:DATa:TEL:CPRI:RTD:DEL:MIN?

See Also

SENSe:DATA:TELecom:CPRI:RTD:DELay:LAST?

:SOURce:DATA:TELecom:CPRI:RTD:TOFFset

Description

This Command set toffset Value.

At *RST condition, this value is 0.00.

Navigation Path: Functions > RTD (CPRI) > Toffset

Syntax

:SOURce:DATA:TELecom:CPRI:RTD:TOFFset <wsp><Toffset>

Parameter(s)

Toffset:

The program data syntax for the first parameter is defined as a <DECIMAL NUMERIC PROGRAM DATA> element.

Sets the Toffset value. Choices are 0 to 66670.

MAXimum, sets the instrument's greatest supported Toffset value.

MINimum, sets the instrument's smallest supported Toffset value.

DEFault, sets the Toffset as default value.

Response Syntax

<Count>

Example(s)

SOUR:DATA:TEL:CPRI:RTD:TOFF

See Also

SOURce:DATA:TELecom:CPRI:INTerface:ERRor:MANual:AMOunt

:SOURce:DATA:TELecom:CPRI:RTD:TOFFset?

Description

This Query returns toffset Value.

At *RST condition, this value is 0.00.

Navigation Path: Functions > RTD (CPRI) > Toffset

Syntax

:SOURce:DATA:TELecom:CPRI:RTD:TOFFset?[<wsp><Toffset>]

Parameter(s)

Toffset:

The program data syntax for the first parameter is defined as a <CHARACTER PROGRAM DATA> element.

This parameter is optional. If no token is specified, the current Toffset value is returned.

MAXimum is used to retrieve the instrument's greatest supported Toffset value.

MINimum is used to retrieve the instrument's smallest supported Toffset value.

DEFault is used to retrieve the default Toffset value.

Response Syntax

<Value>

Response(s)

Value:

The response data syntax for the first parameter is defined as a <NR1 NUMERIC RESPONSE DATA> element.

Returns toffset Value.

Example(s)

SOUR:DATA:TEL:CPRI:RTD:TOFF?

See Also

SOURce:DATA:TELecom:CPRI:INTerface:ERRor:MANual:AMOunt?

FEAC

:FETCh:DATA:TELecom:DSN:FEAC:LINK?

Description

This query returns the activity for the No Activity (All 1's), Alarm/Status, Loopback and Unassigned parameters during the last second of measurement.

At *RST condition, this value is device dependent.

Navigation Path: Functions > FEAC > Received Messages > Link Activity

Syntax

:FETCh:DATA:TELecom:DSN:FEAC:LINK? <wsp><Activity>

Parameter(s)

Activity:

The program data syntax for the first parameter is defined as a <CHARACTER PROGRAM DATA> element.

Selects the activity for the following parameters during the last second of measurement.

NOACtivity: No Activity (All 1's).

ASTatus: Alarm/Status.

LOOPback: Loopback.

UNASsigned: Unassigned.

Response Syntax

<Status>

Response(s)

Status:

The response data syntax for the first parameter is defined as a <BOOLEAN RESPONSE DATA> element.

Returns the activity for the selected parameters during the last second of measurement.

1, selected parameter is present

0, selected parameter is absent

Example(s)

FETC:DATA:TEL:DSN:FEAC:LINK? LOOP

See Also

FETCh:DATA:TEL:SONet:SECTion:PM:STATistics?

:FETCh:DATA:TELecom:DSN:FEAC:LOOPback:CHANnel?

Description

This query returns the channel Loopback commands for Current or Previous state.

At *RST condition, this value is device dependent.

Navigation Path: Functions > FEAC > Received Messages > Loopback Commands > Current/Previous > Channel

Syntax

:FETCh:DATA:TELecom:DSN:FEAC:LOOPback:CHANnel? <wsp><Type>

Parameter(s)

Type:

The program data syntax for the first parameter is defined as a <CHARACTER PROGRAM DATA> element.

Selects the Alarm/Status Unassigned Messages.

CURRent: Alarm/Status Unassigned Messages for Current state.

PREVious: Alarm/Status Unassigned Messages for Previous state.

Response Syntax

<Command>

Response(s)

Command:

The response data syntax for the first parameter is defined as a <STRING RESPONSE DATA> element.

Returns the channel loopback commands for Current or Previous state.

Example(s)

FETC:DATA:TEL:DSN:FEAC:LOOP:CHAN? CURR

See Also

FETCh:DATA:TELecom:DSN:FEAC:CONTrol?

:FETCh:DATA:TELecom:DSN:FEAC:LOOPback:CONTrol?

Description

This query returns the control Loopback commands for Current or Previous state.

At *RST condition, this value is device dependent.

Navigation Path: Functions > FEAC > Received Messages > Loopback Commands > Current/Previous > Control

Syntax

:FETCh:DATA:TELecom:DSN:FEAC:LOOPback:CONTrol? <wsp><Type>

Parameter(s)

Type:

The program data syntax for the first parameter is defined as a <CHARACTER PROGRAM DATA> element.

Selects the Alarm/Status Unassigned Messages.

CURRent: Alarm/Status Unassigned Messages for Current state.

PREVious: Alarm/Status Unassigned Messages for Previous state.

Response Syntax

<Command>

Response(s)

Command:

The response data syntax for the first parameter is defined as a <STRING RESPONSE DATA> element.

Returns the control loopback commands for Current or Previous state.

Example(s)

FETC:DATA:TEL:DSN:FEAC:LOOP:CONT? CURR

See Also

FETCh:DATA:TELecom:DSN:FEAC:CHANnel?

:FETCh:DATA:TELecom:DSN:FEAC:MESSage?

Description

This query returns the Alarm/Status Unassigned Messages.

At *RST condition, this value is device dependent.

Navigation Path: Functions > FEAC > Received Messages > Alarm/Status and Unassigned > Mode(Manual) > Inject

Syntax

:FETCh:DATA:TELecom:DSN:FEAC:MESSage? <wsp><Type>

Parameter(s)

Type:

The program data syntax for the first parameter is defined as a <CHARACTER PROGRAM DATA> element.

Selects the Alarm/Status Unassigned Messages.

CURRent: Alarm/Status Unassigned Messages for Current state.

PREVious: Alarm/Status Unassigned Messages for Previous state.

Response Syntax

<Message>

Response(s)

Message:

The response data syntax for the first parameter is defined as a <CHARACTER RESPONSE DATA> element.

Returns the Alarm/Status Unassigned Messages.

Example(s)

FETC:DATA:TEL:DSN:FEAC:MESS? CURR

See Also

FETCh:DATA:TEL:SONet:SECTion:PM:STATistics?

:SOURce:DATA:TELecom:DSN:FEAC:CODeword

Description

This command selects the continuous codeword for Alarm/Status Unassigned Messages.

At *RST condition, this value is set to DS3IR.

Navigation Path: Functions > FEAC > Generated Messages > Alarm/Status and Unassigned > Codeword

Syntax

:SOURce:DATA:TELecom:DSN:FEAC:CODeword <wsp><Codeword>

Parameter(s)

Codeword:

The program data syntax for the first parameter is defined as a <CHARACTER PROGRAM DATA> element.

Selects the codeword.

DS3EFSA: DS3 Eqpt. Failure (SA) (00110010)

DS3LOS: DS3 LOS (00011100)

DS3OOF: DS3 Out of Frame (00000000)

DS3AR: DS3 AIS Received (00101100)

DS3IR: DS3 IDLE Received (00110100)

DS3EFNSA: DS3 Eqpt. Failure (NSA) (00011110)

CEFailure: Common Eqpt. Failure (NSA) (00111010)

MDS1LOS: Multiple DS1 LOS (00101010)

DS1EFSA: DS1 Eqpt. Failure (SA) (00001010)

SDS1LOS: Single DS1 LOS (00111100)

DS1EFNSA: DS1 Eqpt. Failure (NSA) (00000110)

U00000010: Unassigned (00000010); U00000100: Unassigned (00000100); U00001000: Unassigned (00001000); U00001100: Unassigned (00001100); U00010000: Unassigned (00010000); U00010010: Unassigned (00010010); U00010100: Unassigned (00010100); U00010110: Unassigned (00010110); U00011000: Unassigned (00011000); U00011010: Unassigned (00011010); U00100000: Unassigned (00100000); U00100010: Unassigned (00100010); U00100100: Unassigned (00100100); U00101000: Unassigned (00101000); U00101110: Unassigned (00101110); U00110000: Unassigned (00110000); U00111110: Unassigned (00111110); U01000000: Unassigned (01000000); U01111010: Unassigned (01111010); U01111100: Unassigned (U01111100); U01111110: Unassigned (01111110);

IVALue: Invalid Value

:SOURce:DATA:TELecom:DSN:FEAC:CODeword

Response Syntax	<Message>
Example(s)	SOUR:DATA:TEL:DSN:FEAC:COD DS3LOS
See Also	SOURce:DATA:TELecom:DSN:FEAC SOURce:DATA:TELecom:DSN:FEAC:CONTinous:CODEword?

:SOURce:DATA:TELecom:DSN:FEAC:CODeword?

Description	This query returns the continuous codeword for Alarm/Status Unassigned Messages. At *RST condition, this value is set to DS3IR. Navigation Path: Functions > FEAC > Generated Messages > Alarm/Status and Unassigned > Codeword
Syntax	:SOURce:DATA:TELecom:DSN:FEAC:CODeword?
Response Syntax	<Codeword>

:SOURce:DATA:TELecom:DSN:FEAC:CODeword?

Response(s)

Codeword:

The response data syntax for the first parameter is defined as a <CHARACTER RESPONSE DATA> element.

Returns the codeword.

DS3EFSA: DS3 Eqpt. Failure (SA) (00110010)

DS3LOS: DS3 LOS (00011100)

DS3OOF: DS3 Out of Frame (00000000)

DS3AR: DS3 AIS Received (00101100)

DS3IR: DS3 IDLE Received (00110100)

DS3EFNSA: DS3 Eqpt. Failure (NSA) (00011110)

CEFailure: Common Eqpt. Failure (NSA) (00111010)

MDS1LOS: Multiple DS1 LOS (00101010)

DS1EFSA: DS1 Eqpt. Failure (SA) (00001010)

SDS1LOS: Single DS1 LOS (00111100)

DS1EFNSA: DS1 Eqpt. Failure (NSA) (00000110)

U00000010: Unassigned (00000010); U00000100: Unassigned (00000100); U00001000: Unassigned (00001000); U00001100: Unassigned (00001100); U00010000: Unassigned (00010000); U00010010: Unassigned (00010010); U00010100: Unassigned (00010100); U00010110: Unassigned (00010110); U00011000: Unassigned (00011000); U00011010: Unassigned (00011010); U00100000: Unassigned (00100000); U00100010: Unassigned (00100010); U00100100: Unassigned (00100100); U00101000: Unassigned (00101000); U00101110: Unassigned (00101110); U00110000: Unassigned (00110000); U00111110: Unassigned (00111110); U01000000: Unassigned (01000000); U01111010: Unassigned (01111010); U01111100: Unassigned (01111100); U01111110: Unassigned (01111110)

IVALue: Invalid Value

Example(s)

SOUR:DATA:TEL:DSN:FEAC:COD DS3LOS

SOUR:DATA:TEL:DSN:FEAC:COD?

Returns: DS3LOS

See Also

SOURce:DATA:TELecom:DSN:FEAC

SOURce:DATA:TELecom:DSN:FEAC:CONTinous:CODEword

:SOURce:DATA:TELecom:DSN:FEAC:CONTinuous

Description

This command enables/disables the Continuous Codeword feature.

At *RST condition, this value is set to OFF.

Navigation Path: Functions > FEAC > Generated Messages > Alarm/Status and Unassigned > Mode(Continous) > Codeword

Syntax

:SOURce:DATA:TELecom:DSN:FEAC:CONTinuous <wsp><Set>

Parameter(s)

Set:

The program data syntax for the first parameter is defined as a <BOOLEAN PROGRAM DATA> element.

enables/disables the Continuous Codeword feature.

ON, enables the Continuous Codeword feature.

OFF,disables the Continuous Codeword feature.

Response Syntax

<Codeword>

Example(s)

SOUR:DATA:TEL:DSN:FEAC:CONT ON

See Also

SOURce:DATA:TELecom:DSN:FEAC

SOURce:DATA:TELecom:DSN:FEAC:CONTinous:CODEword

SOURce:DATA:TELecom:DSN:FEAC:CONTinous?

:SOURce:DATA:TELecom:DSN:FEAC:CONTinuous?

Description

This query returns the status of the Continuous Codeword feature.

At *RST condition, this value is set to OFF.

Navigation Path: Functions > FEAC > Generated Messages > Alarm/Status and Unassigned > Mode(Continous) > Codeword

Syntax

:SOURce:DATA:TELecom:DSN:FEAC:CONTinuous?

Response Syntax

<Set>

Response(s)

Set:

The response data syntax for the first parameter is defined as a <BOOLEAN RESPONSE DATA> element.

Returns the status of the Continuous Codeword feature.

Example(s)

SOUR:DATA:TEL:DSN:FEAC:CONT:COD DS3LOS

SOUR:DATA:TEL:DSN:FEAC:CONT ON

SOUR:DATA:TEL:DSN:FEAC:CONT?

Returns: 1

See Also

SOURce:DATA:TELecom:DSN:FEAC

SOURce:DATA:TELecom:DSN:FEAC:CONTinous:CODEword

SOURce:DATA:TELecom:DSN:FEAC:CONTinous

:SOURce:DATA:TELecom:DSN:FEAC:LOOPback:CHANnel:AMOunt

Description

This command sets the amount of channel codeword for Loopback Commands.

At *RST condition, this value is set to 10.

Navigation Path: Functions > FEAC > Generated Messages > Loopback Commands > Channel > Amount

Syntax

:SOURce:DATA:TELecom:DSN:FEAC:LOOPback:CHANnel:AMOunt <wsp><Amount>

Parameter(s)

Amount:

The program data syntax for the first parameter is defined as a <DECIMAL NUMERIC PROGRAM DATA> element.

Sets the amount of channel codeword for Loopback Commands.

Choices are 1 through 15.

MAXimum: Biggest supported value

MINimum: Smallest supported value

DEFault: Default value

Response Syntax

<Set>

Example(s)

SOUR:DATA:TEL:DSN:FEAC:LOOP:CHAN:AMO 10

See Also

SOURce:DATA:TELecom:DSN:FEAC

SOURce:DATA:TELecom:DSN:FEAC:LOOPback:CHANnel:CODEword

SOURce:DATA:TELecom:DSN:FEAC:LOOPback:CHANnel:AMOunt?

SOURce:DATA:TELecom:DSN:FEAC:LOOPback:INJect

:SOURce:DATA:TELecom:DSN:FEAC:LOOPback:CHANnel:AMOunt?

Description

This query returns the amount of channel codeword for Loopback Commands.

At *RST condition, this value is set to 10.

Navigation Path: Functions > FEAC > Generated Messages > Loopback Commands > Channel > Amount

Syntax

:SOURce:DATA:TELecom:DSN:FEAC:LOOPback:CHANnel:AMOunt?[<wsp><Amount>]

Parameter(s)

Amount:

The program data syntax for the first parameter is defined as a <CHARACTER PROGRAM DATA> element.

This parameter is optional. If no token is specified, the current amount is returned.

MAXimum: Biggest supported value.

MINimum: Smallest supported value.

DEFault: Default value.

Response Syntax

<Amount>

Response(s)

Amount:

The response data syntax for the first parameter is defined as a <NR1 NUMERIC RESPONSE DATA> element.

Returns the amount of channel codeword for Loopback commands.

Example(s)

SOUR:DATA:TEL:DSN:FEAC:LOOP:CHAN:COD DS3L2

SOUR:DATA:TEL:DSN:FEAC:LOOP:CHAN:AMO 10

SOUR:DATA:TEL:DSN:FEAC:LOOP:CHAN:AMO?

Returns: 10

See Also

SOURce:DATA:TELecom:DSN:FEAC

SOURce:DATA:TELecom:DSN:FEAC:LOOPback:CHANnel:CODEword

SOURce:DATA:TELecom:DSN:FEAC:LOOPback:CHANnel:AMOunt

SOURce:DATA:TELecom:DSN:FEAC:LOOPback:INJect

:SOURce:DATA:TELecom:DSN:FEAC:LOOPback:CHANnel:CODeword

Description

This command selects the channel codeword for Loopback commands.

At *RST condition, this value is set to DS3L.

Navigation Path: Functions > FEAC > Generated Messages > Loopback Commands > Channel > Codeword

Syntax

:SOURce:DATA:TELecom:DSN:FEAC:LOOPback:CHANnel:CODeword <wsp><Codeword>

Parameter(s)

Codeword:

The program data syntax for the first parameter is defined as a <CHARACTER PROGRAM DATA> element.

Selects the channel codeword for Loopback commands.

DS3L: DS3 Line (00110110); DS1L1: DS1 Line-No1 (01000010); DS1L2: DS1 Line-No2 (01000100); DS1L3: DS1 Line-No3 (01000110); DS1L4: DS1 Line-No4 (01001000); DS1L5: DS1 Line-No5 (01001010); DS1L6: DS1 Line-No6 (01001100); DS1L7: DS1 Line-No7 (01001110); DS1L8: DS1 Line-No8 (01010000); DS1L9: DS1 Line-No9 (01010010); DS1L10: DS1 Line-No10 (01010100); DS1L11: DS1 Line-No11 (01010110); DS1L12: DS1 Line-No12 (01011000); DS1L13: DS1 Line-No13 (01011010); DS1L14: DS1 Line-No14 (01011100); DS1L15: DS1 Line-No15 (01011110); DS1L16: DS1 Line-No16 (01100000); DS1L17: DS1 Line-No17 (01100010); DS1L18: DS1 Line-No18 (01100100); DS1L19: DS1 Line-No19 (01100110); DS1L20: DS1 Line-No20 (01101000); DS1L21: DS1 Line-No21 (01101010); DS1L22: DS1 Line-No22 (01101100); DS1L23: DS1 Line-No23 (01101110); DS1L24: DS1 Line-No24 (01110000); DS1L25: DS1 Line-No25 (01110010); DS1L26: DS1 Line-No26 (01110100); DS1L27: DS1 Line-No27 (01110110); DS1L28: DS1 Line-No28 (01111000); DS1LALL: DS1 Line-All (00100110)

Response Syntax

<Amount>

Example(s)

SOUR:DATA:TEL:DSN:FEAC:LOOP:CHAN:COD DS3L

See Also

SOURce:DATA:TELecom:DSN:FEAC

SOURce:DATA:TELecom:DSN:FEAC:LOOPback:CHANnel:CODEword?

SOURce:DATA:TELecom:DSN:FEAC:LOOPback:CHANnel:AMOunt

SOURce:DATA:TELecom:DSN:FEAC:LOOPback:INJect

:SOURce:DATA:TELecom:DSN:FEAC:LOOPback:CHANnel:CODeword?

Description

This query returns the channel codeword for Loopback commands.

At *RST condition, this value is set to DS3L.

Navigation Path: Functions > FEAC > Generated Messages > Loopback Commands > Channel > Codeword

Syntax

:SOURce:DATA:TELecom:DSN:FEAC:LOOPback:CHANnel:CODeword?

Response Syntax

<Codeword>

Response(s)

Codeword:

The response data syntax for the first parameter is defined as a <CHARACTER RESPONSE DATA> element.

Returns the channel codeword for Loopback commands.

DS3L: DS3 Line (00110110); DS1L1: DS1 Line-No1 (01000010); DS1L2: DS1 Line-No2 (01000100); DS1L3: DS1 Line-No3 (01000110); DS1L4: DS1 Line-No4 (01001000); DS1L5: DS1 Line-No5 (01001010); DS1L6: DS1 Line-No6 (01001100); DS1L7: DS1 Line-No7 (01001110); DS1L8: DS1 Line-No8 (01010000); DS1L9: DS1 Line-No9 (01010010); DS1L10: DS1 Line-No10 (01010100); DS1L11: DS1 Line-No11 (01010110); DS1L12: DS1 Line-No12 (01011000); DS1L13: DS1 Line-No13 (01011010); DS1L14: DS1 Line-No14 (01011100); DS1L15: DS1 Line-No15 (01011110); DS1L16: DS1 Line-No16 (01100000); DS1L17: DS1 Line-No17 (01100010); DS1L18: DS1 Line-No18 (01100100); DS1L19: DS1 Line-No19 (01100110); DS1L20: DS1 Line-No20 (01101000); DS1L21: DS1 Line-No21 (01101010); DS1L22: DS1 Line-No22 (01101100); DS1L23: DS1 Line-No23 (01101110); DS1L24: DS1 Line-No24 (01110000); DS1L25: DS1 Line-No25 (01110010); DS1L26: DS1 Line-No26 (01110100); DS1L27: DS1 Line-No27 (01110110); DS1L28: DS1 Line-No28 (01111000); DS1LALL: DS1 Line-All (00100110)

Example(s)

SOUR:DATA:TEL:DSN:FEAC:LOOP:CHAN:COD DS3L

SOUR:DATA:TEL:DSN:FEAC:LOOP:CHAN:COD?

Returns: DS3L

See Also

SOURce:DATA:TELecom:DSN:FEAC

SOURce:DATA:TELecom:DSN:FEAC:LOOPback:CHANnel:CODEword

SOURce:DATA:TELecom:DSN:FEAC:LOOPback:CHANnel:AMOunt

SOURce:DATA:TELecom:DSN:FEAC:LOOPback:INJect

:SOURce:DATA:TELecom:DSN:FEAC:LOOPback:CONTrol:AMOunt

Description

This command sets the amount of control codeword for Loopback commands.

At *RST condition, this value is set to 10.

Navigation Path: Functions > FEAC > Generated Messages > Loopback Commands > Control > Amount

Syntax

:SOURce:DATA:TELecom:DSN:FEAC:LOOPback:CONTrol:AMOunt <wsp><Amount>

Parameter(s)

Amount:

The program data syntax for the first parameter is defined as a <DECIMAL NUMERIC PROGRAM DATA> element.

Sets the amount of control codeword for Loopback commands.

Choices are 1 through 15.

MAXimum: Biggest supported value

MINimum: Smallest supported value

DEFault: Default value

Response Syntax

<Codeword>

Example(s)

SOUR:DATA:TEL:DSN:FEAC:LOOP:CONT:AMO 10

See Also

SOURce:DATA:TELecom:DSN:FEAC

SOURce:DATA:TELecom:DSN:FEAC:LOOPback:CONTrol:CODEword

SOURce:DATA:TELecom:DSN:FEAC:LOOPback:CONTrol:AMOunt?

SOURce:DATA:TELecom:DSN:FEAC:LOOPback:INJect

:SOURce:DATA:TELecom:DSN:FEAC:LOOPback:CONTrol:AMOunt?

Description

This query returns the amount of control codeword for Loopback commands.

At *RST condition, this value is set to 10.

Navigation Path: Functions > FEAC > Generated Messages > Loopback Commands > Control > Amount

Syntax

:SOURce:DATA:TELecom:DSN:FEAC:LOOPback:CONTrol:AMOunt?[<wsp><Amount>]

Parameter(s)

Amount:

The program data syntax for the first parameter is defined as a <CHARACTER PROGRAM DATA> element.

This parameter is optional. If no token is specified, the current amount is returned.

MAXimum: Biggest supported value.

MINimum: Smallest supported value.

DEFault: Default value.

Response Syntax

<Amount>

Response(s)

Amount:

The response data syntax for the first parameter is defined as a <NR1 NUMERIC RESPONSE DATA> element.

Returns the amount of control codeword for Loopback commands.

Example(s)

SOUR:DATA:TEL:DSN:FEAC:LOOP:CONT:COD LLAC

SOUR:DATA:TEL:DSN:FEAC:LOOP:CONT:AMO 10

SOUR:DATA:TEL:DSN:FEAC:LOOP:CONT:AMO?

Returns: 10

See Also

SOURce:DATA:TELecom:DSN:FEAC

SOURce:DATA:TELecom:DSN:FEAC:LOOPback:CONTrol:CODEword

SOURce:DATA:TELecom:DSN:FEAC:LOOPback:CONTrol:AMOunt

SOURce:DATA:TELecom:DSN:FEAC:LOOPback:INJect

:SOURce:DATA:TELecom:DSN:FEAC:LOOPback:CONTrol:CODeword

Description

This command selects the control codeword for Loopback commands.

At *RST condition, this value is set to LLACtivate.

Navigation Path: Functions > FEAC > Generated Messages > Loopback Commands > Control > Codeword

Syntax

:SOURce:DATA:TELecom:DSN:FEAC:LOOPback:CONTrol:CODeword <wsp><Codeword>

Parameter(s)

Codeword:

The program data syntax for the first parameter is defined as a <CHARACTER PROGRAM DATA> element.

Selects the control codeword for loopback commands.

LLACtivate: Line Loopback Activate (00001110)

LLDeactivate: Line Loopback Deactivate (00111000)

Response Syntax

<Amount>

Example(s)

SOUR:DATA:TEL:DSN:FEAC:LOOP:CONT:COD LLACTIVATE

See Also

SOURce:DATA:TELecom:DSN:FEAC

SOURce:DATA:TELecom:DSN:FEAC:LOOPback:CONTrol:CODEword?

SOURce:DATA:TELecom:DSN:FEAC:LOOPback:CONTrol:AMOunt

SOURce:DATA:TELecom:DSN:FEAC:LOOPback:INJect

:SOURce:DATA:TELecom:DSN:FEAC:LOOPback:CONTrol:CODeword?

Description

This query returns the control codeword for Loopback commands.

At *RST condition, this value is set to LLACtivate.

Navigation Path: Functions > FEAC > Generated Messages > Loopback Commands > Control > Codeword

Syntax

:SOURce:DATA:TELecom:DSN:FEAC:LOOPback:CONTrol:CODeword?

Response Syntax

<Codeword>

Response(s)

Codeword:

The response data syntax for the first parameter is defined as a <CHARACTER RESPONSE DATA> element.

Returns the control codeword for loopback commands.

LLACTIVATE, Line Loopback Activate (00001110) is selected as control codeword.

LLDEACTIVATE, Line Loopback Deactivate (00111000) is selected as control codeword.

Example(s)

SOUR:DATA:TEL:DSN:FEAC:LOOP:CONT:COD LLACTIVATE

SOUR:DATA:TEL:DSN:FEAC:LOOP:CONT:COD?

Returns: LLACTIVATE

See Also

SOURce:DATA:TELecom:DSN:FEAC

SOURce:DATA:TELecom:DSN:FEAC:LOOPback:CONTrol:CODEword

SOURce:DATA:TELecom:DSN:FEAC:LOOPback:CONTrol:AMOunt

SOURce:DATA:TELecom:DSN:FEAC:LOOPback:INJect

:SOURce:DATA:TELecom:DSN:FEAC:LOOPback:INJect

Description

This command injects the Loopback commands.

This command is an event and has no associated *RST condition or query form.

Navigation Path: Functions > FEAC > Generated Messages > Loopback Commands > Channel > Inject

Syntax

:SOURce:DATA:TELecom:DSN:FEAC:LOOPback:INJect

Response Syntax

<Codeword>

Example(s)

SOUR:DATA:TEL:DSN:FEAC:LOOP:CHAN:COD DS3L2

SOUR:DATA:TEL:DSN:FEAC:LOOP:CHAN:AMO 10

SOUR:DATA:TEL:DSN:FEAC:LOOP:INJ

See Also

SOURce:DATA:TELecom:DSN:FEAC

SOURce:DATA:TELecom:DSN:FEAC:LOOPback:CHANnel:CODEword

SOURce:DATA:TELecom:DSN:FEAC:LOOPback:CHANnel:AMOunt

:SOURce:DATA:TELecom:DSN:FEAC:MANual:AMOunt

Description

This command sets the amount for Alarm/Status Unassigned Messages.

At *RST condition, this value is set to 10.

Navigation Path: Functions > FEAC > Generated Messages > Alarm/Status and Unassigned > Mode(Manual) > Amount

Syntax

:SOURce:DATA:TELecom:DSN:FEAC:MANual:AMOunt <wsp><Amount>

Parameter(s)

Amount:

The program data syntax for the first parameter is defined as a <DECIMAL NUMERIC PROGRAM DATA> element.

Sets the amount for Alarm/Status Unassigned Messages.

Choices are 1 through 15.

MAXimum: Biggest supported value

MINimum: Smallest supported value

DEFault: Default value

Choices are 1 through 15.

Response Syntax

<Codeword>

Example(s)

SOUR:DATA:TEL:DSN:FEAC:MAN:AMO 10

See Also

SOURce:DATA:TELecom:DSN:FEAC

SOURce:DATA:TELecom:DSN:FEAC:MANual:CODEword

SOURce:DATA:TELecom:DSN:FEAC:MANual:AMOunt?

SOURce:DATA:TELecom:DSN:FEAC:MANual:INJect

:SOURce:DATA:TELecom:DSN:FEAC:MANual:AMOunt?

Description

This query returns the amount for Alarm/Status Unassigned Messages.

At *RST condition, this value is set to 10.

Navigation Path: Functions > FEAC > Generated Messages > Alarm/Status and Unassigned > Mode(Manual) > Amount

Syntax

:SOURce:DATA:TELecom:DSN:FEAC:MANual:AMOunt?[<wsp><Amount>]

Parameter(s)

Amount:

The program data syntax for the first parameter is defined as a <CHARACTER PROGRAM DATA> element.

This parameter is optional. If no token is specified, the current amount is returned.

MAXimum: Biggest supported value.

MINimum: Smallest supported value.

DEFault: Default value.

Response Syntax

<Amount>

Response(s)

Amount:

The response data syntax for the first parameter is defined as a <NR1 NUMERIC RESPONSE DATA> element.

Returns the amount for Alarm/Status Unassigned Messages.

Example(s)

SOUR:DATA:TEL:DSN:FEAC:MAN:AMO 10

SOUR:DATA:TEL:DSN:FEAC:MAN:AMO?

Returns: 10

See Also

SOURce:DATA:TELecom:DSN:FEAC

SOURce:DATA:TELecom:DSN:FEAC:MANual:CODEword

SOURce:DATA:TELecom:DSN:FEAC:MANual:AMOunt

SOURce:DATA:TELecom:DSN:FEAC:MANual:INJect

:SOURce:DATA:TELecom:DSN:FEAC:MANual:INJect

Description

This command injects the Alarm/Status Unassigned Messages.

This command is an event and has no associated *RST condition or query form.

Navigation Path: Functions > FEAC > Generated Messages > Alarm/Status and Unassigned > Mode(Manual) > Inject

Syntax

:SOURce:DATA:TELecom:DSN:FEAC:MANual:INJect

Response Syntax

<Amount>

Example(s)

SOUR:DATA:TEL:DSN:FEAC:MAN:INJ

See Also

SOURce:DATA:TELecom:DSN:FEAC

SOURce:DATA:TELecom:DSN:FEAC:MANual:CODEword

SOURce:DATA:TELecom:DSN:FEAC:MANual:AMOunt

FDL - Bit-Oriented Message

:FETCh:DATA:TELecom:DSN:FDL:PRIority:MESSage?

Description	This query returns the Alarm/Status Unassigned Messages. At *RST condition, this value is device dependent. Navigation Path: Functions > FDL > Bit-Oriented Message > Received Messages > Priority > Current/Previous
Syntax	:FETCh:DATA:TELecom:DSN:FDL:PRIority:MESSage? <wsp><Type>
Parameter(s)	**Type**: The program data syntax for the first parameter is defined as a <CHARACTER PROGRAM DATA> element. Selects the Alarm/Status Unassigned Messages. CURRent: Alarm/Status Unassigned Messages for Current state. PREVious: Alarm/Status Unassigned Messages for Previous state.
Response Syntax	<Message>
Response(s)	**Message**: The response data syntax for the first parameter is defined as a <STRING RESPONSE DATA> element. Returns the Alarm/Status Unassigned Messages.
Example(s)	FETC:DATA:TEL:DSN:FDL:PRI:MESS? CURRENT
See Also	FETCh:DATA:TEL:SON:SECTion:PM:STAT?

:FETCh:DATA:TELecom:DSN:FDL:RESPonse:CONTrol?

Description

This query returns the control Loopback commands for Current or Previous state.

At *RST condition, this value is device dependent.

Navigation Path: Functions > FDL > Bit-Oriented Message > Received Messages > Response > Current/Previous

Syntax

:FETCh:DATA:TELecom:DSN:FDL:RESPonse:CONTrol? <wsp><Type>

Parameter(s)

Type:

The program data syntax for the first parameter is defined as a <CHARACTER PROGRAM DATA> element.

Selects the Alarm/Status Unassigned Messages.

CURRent: Alarm/Status Unassigned Messages for Current state.

PREVious: Alarm/Status Unassigned Messages for Previous state.

Response Syntax

<Command>

Response(s)

Command:

The response data syntax for the first parameter is defined as a <STRING RESPONSE DATA> element.

Returns the control loopback commands for Current or Previous state.

Example(s)

FETC:DATA:TEL:DSN:FDL:RESP:CONT? CURRENT

See Also

FETCh:DATA:TELecom:DSN:FEAC:CHANnel?

:SOURce:DATA:TELecom:DSN:FDL:MANual:INJect

Description

This command sets the manual codeword

This command is an event and has no associated *RST condition or query form.

Navigation Path: Functions > FDL > Bit-Oriented Message > Generated Messages > Priority > Inject

Syntax

:SOURce:DATA:TELecom:DSN:FDL:MANual:INJect <wsp><Set>

Parameter(s)

Set:

The program data syntax for the first parameter is defined as a <BOOLEAN PROGRAM DATA> element.

enables/disables the manual codeword Injection

ON, enables the manual codeword Injection

OFF,disables the manual codeword Injection

Response Syntax

<Command>

Example(s)

SOUR:DATA:TEL:DSN:FDL:MAN:INJ ON

See Also

SOURce:DATA:TELecom:DSN:FEAC

SOURce:DATA:TELecom:DSN:FEAC:MANual:CODEword

SOURce:DATA:TELecom:DSN:FEAC:MANual:AMOunt

:SOURce:DATA:TELecom:DSN:FDL:MANual:INJect?

Description

This query returns the status of manual codeword Injection

This command is an event and has no associated *RST condition or query form.

Navigation Path: Functions > FDL > Bit-Oriented Message > Generated Messages > Priority > Inject

Syntax

:SOURce:DATA:TELecom:DSN:FDL:MANual:INJect?

Response Syntax

<Status>

Response(s)

Status:

The response data syntax for the first parameter is defined as a <BOOLEAN RESPONSE DATA> element.

Returns the status of the Manual codeword Injection

1, status of the Manual codeword Injection is enabled.

0, status of the Manual codeword Injection is disabled.

Example(s)

SOUR:DATA:TEL:DSN:FDL:MAN:INJ ON

SOUR:DATA:TEL:DSN:FDL:MAN:INJ? Returns: 1

See Also

SOURce:DATA:TELecom:DSN:FEAC

SOURce:DATA:TELecom:DSN:FEAC:MANual:CODEword

SOURce:DATA:TELecom:DSN:FEAC:MANual:AMOunt

:SOURce:DATA:TELecom:DSN:FDL:PRIority:CODeword

Description

This command selects the manual codeword for Alarm/Status Unassigned Messages.

At *RST condition, this value is set to DS3IR.

Navigation Path: Functions > FDL > Bit-Oriented Message > Generated Messages > Priority > Codeword

Syntax

:SOURce:DATA:TELecom:DSN:FDL:PRIority:CODeword <wsp><Codeword>

Parameter(s)

Codeword:

The program data syntax for the first parameter is defined as a <CHARACTER PROGRAM DATA> element.

Selects the manual codeword.

RAI

RACI

LOOPACK

Response Syntax

<Status>

Example(s)

SOUR:DATA:TEL:DSN:FDL:PRI:COD RAI

See Also

SOURce:DATA:TELecom:DSN:FEAC

SOURce:DATA:TELecom:DSN:FEAC:MANual:CODEword?

SOURce:DATA:TELecom:DSN:FEAC:MANual:AMOunt

SOURce:DATA:TELecom:DSN:FEAC:MANual:INJect

:SOURce:DATA:TELecom:DSN:FDL:PRIority:CODeword?

Description

This query returns the manual codeword for Alarm/Status Unassigned Messages.

At *RST condition, this value is set to DS3IR.

Navigation Path: Functions > FDL > Bit-Oriented Message > Generated Messages > Priority > Codeword

Syntax

:SOURce:DATA:TELecom:DSN:FDL:PRIority:CODeword?

Response Syntax

<Codeword>

Response(s)

Codeword:

The response data syntax for the first parameter is defined as a <CHARACTER RESPONSE DATA> element.

Returns the manual codeword.

RAI, RAI is selected as manual codeword.

RACI, RACI is selected as manual codeword.

LOOPACK,LOOPACK is selected as manual codeword.

Example(s)

SOUR:DATA:TEL:DSN:FDL:PRI:COD RAI

SOUR:DATA:TEL:DSN:FDL:PRI:COD? Returns: RAI

See Also

SOURce:DATA:TELecom:DSN:FEAC

SOURce:DATA:TELecom:DSN:FEAC:MANual:CODEword

SOURce:DATA:TELecom:DSN:FEAC:MANual:AMOunt

SOURce:DATA:TELecom:DSN:FEAC:MANual:INJect

:SOURce:DATA:TELecom:DSN:FDL:RESPonse:AMOunt

Description

This command sets the amount for Alarm/Status Unassigned Messages.

At *RST condition, this value is set to 10.

Navigation Path: Functions > FDL > Bit-Oriented Message > Generated Messages > Command/Response > Amount

Syntax

:SOURce:DATA:TELecom:DSN:FDL:RESPonse:AMOunt <wsp><Amount>

Parameter(s)

Amount:

The program data syntax for the first parameter is defined as a <DECIMAL NUMERIC PROGRAM DATA> element.

Sets the amount for Alarm/Status Unassigned Messages.

MAXimum: Biggest supported value

MINimum: Smallest supported value

DEFault: Default value

Choices are 1 through 15.

Response Syntax

<Codeword>

Example(s)

SOUR:DATA:TEL:DSN:FDL:RESP:AMO 10

See Also

SOURce:DATA:TELecom:DSN:FEAC

SOURce:DATA:TELecom:DSN:FEAC:MANual:CODEword

SOURce:DATA:TELecom:DSN:FEAC:MANual:AMOunt?

SOURce:DATA:TELecom:DSN:FEAC:MANual:INJect

:SOURce:DATA:TELecom:DSN:FDL:RESPonse:AMOunt?

Description

This query returns the amount for Alarm/Status Unassigned Messages.

At *RST condition, this value is set to 10.

Navigation Path: Functions > FDL > Bit-Oriented Message > Generated Messages > Command/Response > Amount

Syntax

:SOURce:DATA:TELecom:DSN:FDL:RESPonse:AMOunt?[<wsp><Amount>]

Parameter(s)

Amount:

The program data syntax for the first parameter is defined as a <CHARACTER PROGRAM DATA> element.

This parameter is optional. If no token is specified, the current amount is returned.

MAXimum: Biggest supported value.

MINimum: Smallest supported value.

DEFault: Default value.

Response Syntax

<Amount>

Response(s)

Amount:

The response data syntax for the first parameter is defined as a <NR1 NUMERIC RESPONSE DATA> element.

Returns the amount for Alarm/Status Unassigned Messages.

Example(s)

SOUR:DATA:TEL:DSN:FDL:RESP:AMO 10

SOUR:DATA:TEL:DSN:FDL:RESP:AMO? Returns: 10

See Also

SOURce:DATA:TELecom:DSN:FEAC

SOURce:DATA:TELecom:DSN:FEAC:MANual:CODEword

SOURce:DATA:TELecom:DSN:FEAC:MANual:AMOunt

SOURce:DATA:TELecom:DSN:FEAC:MANual:INJect

:SOURce:DATA:TELecom:DSN:FDL:RESPonse:CODeword

Description

This command selects the manual codeword Response for Alarm/Status Unassigned Messages.

At *RST condition, this value is set to DS3IR.

Navigation Path: Functions > FDL > Bit-Oriented Message > Generated Messages > Response > Codeword

Syntax

:SOURce:DATA:TELecom:DSN:FDL:RESPonse:CODeword <wsp><Codeword>

:SOURce:DATA:TELecom:DSN:FDL:RESPonse:CODeword

Parameter(s)

Codeword:

The program data syntax for the first parameter is defined as a <CHARACTER PROGRAM DATA> element.

Selects the Response codeword.

CICSULILBCK: CiCsuLineLoopback.

DNTUSESYSC: DS3 Eqpt. Failure (SA) (00110010).

ISDNLILBCK: IsdnLineLoopback.

LILPBCKACT: LineLoopbackActivate.

LILBCKDEACT: LineLoopbackDeactivate.

NWLPBCKACT: NetworkLoobackActivate.

NT1PWOFF: Nt1PowerOff.

PAYLLPBCKACT: PayloadLoobackActivate.

PLLPBCKDEACT: PayloadLoopbackDeactivate.

PROTSWTCACK: ProtectionSwitchAcknowledge.

PROTSWLI1: ProtectionSwitchLine1.

PROTSWLI2, PROTSWLI3, PROTSWLI4, PROTSWLI5, PROTSWLI6, PROTSWLI7, PROTSWLI8, PROTSWLI9, PROTSWLI10, PROTSWLI11, PROTSWLI12, PROTSWLI13, PROTSWLI14, PROTSWLI15, PROTSWLI16, PROTSWLI17, PROTSWLI18, PROTSWLI19, PROTSWLI20, PROTSWLI21, PROTSWLI22, PROTSWLI23, PROTSWLI24, PROTSWLI25, PROTSWLI26, PROTSWLI27

PROTSWREL: ProtectionSwitchRelease.

ALLZ: ALLZeros as response code word.

RFCUST000001: ReservedForCustomer000001.

RFCUST000011: ReservedForCustomer000011.

RFCUST000101: ReservedForCustomer000101.

RFCUST011011: ReservedForCustomer011011.

RFNWUS001011: ReservedForNetworkUse001011.

RFNWUS001101: ReservedForNetworkUse001101.

RFNWUS001111: ReservedForNetworkUse001111.

RFNWUE011101: ReservedForNetworkUse011101.

RESNWSYNC: ReservedForNetworkSynchronization.

:SOURce:DATA:TELecom:DSN:FDL:RESPonse:CODeword

Parameter(s)

SOTMINCLKTRA: SonetMinimumClockTraceabl.
STRTRACE: StratumTraceable.
STR2TRA: Stratum2Traceable.
STR3ETRA: Stratum3ETraceable.
STR4TRA: Stratum4Traceable.
SYNCTRAUNKWN: SynchronizationTraceabilityUnknown.
TMITNODECLK: TransmitNodeClock.
UNANM011110: UnassignMessage011110.
UNANM111101: UnassignMessage111101.
UNANM111111: UnassignMessage111111.
UNDRST010110: UnderStudyForMaintenance010110.
UNDRST011010: UnderStudyForMaintenance011010.
UNIVLBCKDEACT: UniversalLoopbackDeactivate.

Response Syntax

<Amount>

Example(s)

SOUR:DATA:TEL:DSN:FDL:RESP:COD CICSULILBCK

See Also

SOURce:DATA:TELecom:DSN:FEAC
SOURce:DATA:TELecom:DSN:FEAC:MANual:CODEword?
SOURce:DATA:TELecom:DSN:FEAC:MANual:AMOunt
SOURce:DATA:TELecom:DSN:FEAC:MANual:INJect

:SOURce:DATA:TELecom:DSN:FDL:RESPonse:CODeword?

Description

This query returns the manual codeword Response for Alarm/Status Unassigned Messages.

At *RST condition, this value is set to DS3IR.

Navigation Path: Functions > FDL > Bit-Oriented Message > Generated Messages > Response > Codeword

Syntax

:SOURce:DATA:TELecom:DSN:FDL:RESPonse:CODeword?

Response Syntax

<Codeword>

Response(s)

Codeword:

The response data syntax for the first parameter is defined as a <CHARACTER RESPONSE DATA> element.

Returns the response codeword.

Example(s)

SOUR:DATA:TEL:DSN:FDL:RESP:COD CICSULILBCK

SOUR:DATA:TEL:DSN:FDL:RESP:COD? Returns: CICSULILBCK

See Also

SOURce:DATA:TELecom:DSN:FEAC

SOURce:DATA:TELecom:DSN:FEAC:MANual:CODEword

SOURce:DATA:TELecom:DSN:FEAC:MANual:AMOunt

SOURce:DATA:TELecom:DSN:FEAC:MANual:INJect

:SOURce:DATA:TELecom:DSN:FDL:RESPonse:INJect

Description	This command sends manual command response of the Alarm/Status Unassigned Messages. This command is an event and has no associated *RST condition or query form. Navigation Path: Functions > FDL > Bit-Oriented Message > Generated Messages > Response > Inject
Syntax	:SOURce:DATA:TELecom:DSN:FDL:RESPonse:INJect
Response Syntax	<Codeword>
Example(s)	SOUR:DATA:TEL:DSN:FDL:RESP:INJ
See Also	SOURce:DATA:TELecom:DSN:FEAC SOURce:DATA:TELecom:DSN:FEAC:MANual:CODEword SOURce:DATA:TELecom:DSN:FEAC:MANual:AMOunt

FDL - Performance Report Message

:FETCh:DATA:TELecom:DSN:FDL:BITevents?

Description

This command Returns the value of PRM Bit Events

This command is an event and has no associated *RST condition or query form.

Navigation Path: Functions > FDL > Performance Report Message > Received Messages > PRM Bit Events

Syntax

:FETCh:DATA:TELecom:DSN:FDL:BITevents? <wsp><Type>

Parameter(s)

Type:

The program data syntax for the first parameter is defined as a <CHARACTER PROGRAM DATA> element.

Selects the type of PRM Bit event.

G3: 5 < CRC Error Event <= 10

LV: Line Code Violation Event <= 1

G4: 10 < CRC Error Event <= 100

U1: Under study for synchronization

U2: Under study for synchronization

G5: 100 < CRC Error Event <= 319

SL: Controlled Slip Event <= 1

G6: CRC Error Event >= 320

FE: Frame Sync. Bit Error Event <= 1

SE: Severely-Errored Framing Event <= 1

LB: Payload Loopback Activated

G1: CRC Error Event = 1

R: Reserved

G2: 1 < CRC Error Event <= 5

Nm and Nl: One-second report modulo 4 counter.

Response Syntax

<Value>

:FETCh:DATA:TELecom:DSN:FDL:BITevents?

Response(s)

Value:

The response data syntax for the first parameter is defined as a <NR1 NUMERIC RESPONSE DATA> element.

Returns the number of PRM Bit Events

Example(s)

FETC:DATA:TEL:DSN:FDL:BIT? G1

See Also

SOURce:DATA:TELecom:DSN:FEAC

SOURce:DATA:TELecom:DSN:FEAC:LOOPback:CHANnel:CODEword

SOURce:DATA:TELecom:DSN:FEAC:LOOPback:CHANnel:AMOunt

:FETCh:DATA:TELecom:DSN:FDL:CIRCuit?

Description

This query returns the Circuit value

This command is an event and has no associated *RST condition or query form.

Navigation Path: Functions > FDL > Performance Report Message > Received Messages > Circuit

Syntax

:FETCh:DATA:TELecom:DSN:FDL:CIRCuit?

Response Syntax

<Value>

Response(s)

Value:

The response data syntax for the first parameter is defined as a <CHARACTER RESPONSE DATA> element.

Returns the status of Received messages Circuit

Example(s)

FETC:DATA:TEL:DSN:FDL:CIRCuit?

See Also

SOURce:DATA:TELecom:DSN:FEAC

SOURce:DATA:TELecom:DSN:FEAC:LOOPback:CHANnel:CODEword

SOURce:DATA:TELecom:DSN:FEAC:LOOPback:CHANnel:AMOunt

:FETCh:DATA:TELecom:DSN:FDL:EVENtcount?

Description	This query returns the value of event count At *RST condition, this value is device dependent. Navigation Path: Functions > FDL > Performance Report Message > Generated Messages > Eventcount
Syntax	:FETCh:DATA:TELecom:DSN:FDL:EVENtcount?
Response Syntax	<Eventcount>
Response(s)	**Eventcount**: The response data syntax for the first parameter is defined as a <NR1 NUMERIC RESPONSE DATA> element. Returns the status of event count
Example(s)	FETC:DATA:TEL:DSN:FDL:EVENtcount?
See Also	FETCh:DATA:TEL:SON:SECTion:PM:STAT?

:FETCh:DATA:TELecom:DSN:FDL:LINK?

Description

This query returns the activity for the No Activity (All 1's), Alarm/Status, Loopback and Unassigned parameters during the last second of measurement.

At *RST condition, this value is device dependent.

Navigation Path: Functions > FDL > Performance Report Message > Received Messages > Link Activity

Syntax

:FETCh:DATA:TELecom:DSN:FDL:LINK? <wsp><Activity>

Parameter(s)

Activity:

The program data syntax for the first parameter is defined as a <CHARACTER PROGRAM DATA> element.

Selects the activity for the following parameters during the last second of measurement.

IDLE: IDLE

PRIority: PRIORITY

CR: CR

UNASSIGNED: UNASsigned

PRM: PRM

Response Syntax

<Status>

Response(s)

Status:

The response data syntax for the first parameter is defined as a <BOOLEAN RESPONSE DATA> element.

Returns the activity for the selected parameters during the last second of measurement.

1, Selected parameter is present

0, Selected parameter is present

Example(s)

FETC:DATA:TEL:DSN:FDL:LINK? PRM

See Also

FETCh:DATA:TEL:SON:SECTion:PM:STAT?

:FETCh:DATA:TELecom:DSN:FDL:REPortcont?

Description

This command injects the Report content

This command is an event and has no associated *RST condition or query form.

Navigation Path: Functions > FDL > Performance Report Message > Received Messages > Report Content > Performance Information

Syntax

:FETCh:DATA:TELecom:DSN:FDL:REPortcont? <wsp><Time Line>, <Type>

Parameter(s)

Time Line:

The program data syntax for the first parameter is defined as a <CHARACTER PROGRAM DATA> element.

Selects the Time Line for Performance Messages

Each PRM is listed into four lines called Time:

T0 represents valid PRM message received in the last second of measurement (bytes 5 and 6).

T0_1 represents the message one PRM ago (bytes 7 and 8).

T0_2 represents the message two PRM ago (bytes 9 and 10).

T0_3 represents the message three PRM ago (bytes 11 and 12).

Type:

The program data syntax for the second parameter is defined as a <CHARACTER PROGRAM DATA> element.

Selects the type of PRM Bit event.

G1: CRC Error Event = 1

G2: 1 < CRC Error Event <= 5

G3: 5 < CRC Error Event <= 10

G4: 10 < CRC Error Event <= 100

G5: 100 < CRC Error Event <= 319

G6: CRC Error Event >= 320

SE: Severely-Errored Framing Event >= 1

FE: Frame Sync. Bit Error Event >= 1

LV: Line Code Violation Event >= 1

SL: Controlled Slip Event >= 1

LB: Payload Loopback Activated

U1BIT: Under study for synchronization

U2BIT: Under study for synchronization

NM and NL: One-second report modulo 4 counter.

R: Reserved

:FETCh:DATA:TELecom:DSN:FDL:REPortcont?

Response Syntax

<Value>

Response(s)

Value:

The response data syntax for the first parameter is defined as a <BOOLEAN RESPONSE DATA> element.

Returns the status of Performace Messages

Example(s)

FETC:DATA:TEL:DSN:FDL:REP? T0,G2

See Also

SOURce:DATA:TELecom:DSN:FEAC

SOURce:DATA:TELecom:DSN:FEAC:LOOPback:CHANnel:CODEword

SOURce:DATA:TELecom:DSN:FEAC:LOOPback:CHANnel:AMOunt

:FETCh:DATA:TELecom:DSN:FDL:VALid:EVENtcount?

Description	This query returns the activity for the No Activity (All 1's), Alarm/Status, Loopback and Unassigned parameters during the last second of measurement. At *RST condition, this value is device dependent. Navigation Path: Functions > FDL > Performance Report Message > Received Messages > Valid Event Count
Syntax	:FETCh:DATA:TELecom:DSN:FDL:VALid:EVENtcount?
Response Syntax	<Status>
Response(s)	**Status**: The response data syntax for the first parameter is defined as a <NR1 NUMERIC RESPONSE DATA> element. Returns the valid eventcount
Example(s)	FETC:DATA:TEL:DSN:FDL:VALid:EVENtcount?
See Also	FETCh:DATA:TEL:SON:SECTion:PM:STAT?

:SOURce:DATA:TELecom:DSN:FDL:ANSI

Description

This command enables/disables the activation of ANSI TI.403

At *RST condition, this value is set to OFF.

Navigation Path: Functions > FDL > Performance Report Message > Generated Messages > ANSI TI.403

Syntax

:SOURce:DATA:TELecom:DSN:FDL:ANSI <wsp><Set>

Parameter(s)

Set:

The program data syntax for the first parameter is defined as a <BOOLEAN PROGRAM DATA> element.

ON, enables the activation of ANSI TI.403

OFF, disables the activation of ANSI TI.403

Response Syntax

<Status>

Example(s)

SOUR:DATA:TEL:DSN:FDL:ANSI ON

See Also

SOURce:DATA:TELecom:DS:ENABled?

:SOURce:DATA:TELecom:DSN:FDL:ANSI?

Description	This query returns status of ANSI TI.403 At *RST condition, this value is set to OFF. Navigation Path: Functions > FDL > Performance Report Message > Generated Messages > ANSI TI.403
Syntax	:SOURce:DATA:TELecom:DSN:FDL:ANSI?
Response Syntax	<Status>
Response(s)	**Status**: The response data syntax for the first parameter is defined as a <BOOLEAN RESPONSE DATA> element. Returns the of ANSI mode
Example(s)	SOUR:DATA:TEL:DSN:FDL:ANSI ON SOUR:DATA:TEL:DSN:FDL:ANSI? Returns: 1
See Also	SOURce:DATA:TELecom:DS:ENABled?

:SOURce:DATA:TELecom:DSN:FDL:BITevents:STATus

Description

This command sets the Bit event Status

At *RST condition, this value is set to off.

Navigation Path: Functions > FDL > Performance Report Message > Generated Messages > PRM Bit Events

Syntax

:SOURce:DATA:TELecom:DSN:FDL:BITevents:STATus <wsp><Type>, <Set>

Parameter(s)

Type:

The program data syntax for the first parameter is defined as a <CHARACTER PROGRAM DATA> element.

Selects the type of PRM Bit event.

G3: 5 < CRC Error Event <= 10

LV: Line Code Violation Event <= 1

G4: 10 < CRC Error Event <= 100

U1BIT: Under study for synchronization

U2BIT: Under study for synchronization

G5: 100 < CRC Error Event <= 319

SL: Controlled Slip Event <= 1

G6: CRC Error Event >= 320

FE: Frame Sync. Bit Error Event <= 1

SE: Severely-Errored Framing Event <= 1

LB: Payload Loopback Activated

G1: CRC Error Event = 1

R: Reserved

G2: 1 < CRC Error Event <= 5

Set:

The program data syntax for the second parameter is defined as a <BOOLEAN PROGRAM DATA> element.

ON, enables the activation of PRM Bit event.

OFF, disables the activation of PRM Bit event.

Response Syntax

<Status>

Example(s)

SOUR:DATA:TEL:DSN:FDL:BIT:STAT G1,ON

See Also

SOURce:DATA:TELecom:DSN:ALARm:DS[1..n]:TYPE?

:SOURce:DATA:TELecom:DSN:FDL:BITevents:STATus?

Description

This query returns the Bit event Status

At *RST condition, this value is set to AIS.

Navigation Path: Functions > FDL > Performance Report Message > Generated Messages > PRM Bit Events

Syntax

:SOURce:DATA:TELecom:DSN:FDL:BITevents:STATus? <wsp><Type>

Parameter(s)

Type:

The program data syntax for the first parameter is defined as a <CHARACTER PROGRAM DATA> element.

Selects the type of PRM Bit event.

G3: 5 < CRC Error Event <= 10

LV: Line Code Violation Event <= 1

G4: 10 < CRC Error Event <= 100

U1BIT: Under study for synchronization

U2BIT: Under study for synchronization

G5: 100 < CRC Error Event <= 319

SL: Controlled Slip Event <= 1

G6: CRC Error Event >= 320

FE: Frame Sync. Bit Error Event <= 1

SE: Severely-Errored Framing Event <= 1

LB: Payload Loopback Activated

G1: CRC Error Event = 1

R: Reserved

G2: 1 < CRC Error Event <= 5

Nm and Nl: One-second report modulo 4 counter.

Response Syntax

<Set>

:SOURce:DATA:TELecom:DSN:FDL:BITevents:STATus?

Response(s)

Set:

The response data syntax for the first parameter is defined as a <BOOLEAN RESPONSE DATA> element.

Returns the status of PRM Bit Events

Example(s)

SOUR:DATA:TEL:DSN:FDL:BIT:STAT G1,ON

SOUR:DATA:TEL:DSN:FDL:BIT:STAT? G1

Returns: 1

See Also

SOURce:DATA:TELecom:DSN:ALARm:DS[1..n]:TYPE

:SOURce:DATA:TELecom:DSN:FDL:CHANnel:TYPE

Description

This command selects the type of Circuit.

At *RST condition, this value is set to CITONETWORK.

Navigation Path: Functions > FDL > Performance Report Message > Generated Messages > Circuit

Syntax

:SOURce:DATA:TELecom:DSN:FDL:CHANnel:TYPE <wsp><Type>

Parameter(s)

Type:

The program data syntax for the first parameter is defined as a <CHARACTER PROGRAM DATA> element.

Selects the type of FDL Channel Type.

CITONETWORK: CI To Network

NETWORKTOCI: Network To CI

Response Syntax

<Set>

Example(s)

SOUR:DATA:TEL:DSN:FDL:CHAN:TYPE NETWORKTOCI

See Also

SOURce:DATA:TELecom:DSN:ALARm:DS[1..n]:TYPE?

:SOURce:DATA:TELecom:DSN:FDL:CHANnel:TYPE?

Description

This query returns the type of Circuit.

At *RST condition, this value is set to CITONETWORK.

Navigation Path: Functions > FDL > Performance Report Message > Generated Messages > Circuit

Syntax

:SOURce:DATA:TELecom:DSN:FDL:CHANnel:TYPE?

Response Syntax

<Alarm>

Response(s)

Alarm:

The response data syntax for the first parameter is defined as a <CHARACTER RESPONSE DATA> element.

Returns the type of Digital Signal-level 1(DS1)/Digital Signal-level 3 (DS3) alarm.

AIS, Alarm Indication Signal (AIS) is selected as Digital Signal-level 1(DS1)/Digital Signal-level 3 (DS3) alarm.

RAI, Remote Alarm Indicates (RAI) is selected as Digital Signal-level 1(DS1) alarm.

OOF, Out of Frame (OOF) is selected as Digital Signal-level 1(DS1)/Digital Signal-level 3 (DS3) alarm.

RDI1, Remote Defect Indicator (RDI) is selected as Digital Signal-level 3 (DS3) alarm.

IDLE1, IDLE is selected as Digital Signal-level 3 (DS3) alarm.

Example(s)

SOUR:DATA:TEL:DSN:FDL:CHAN:TYPE NETWORKTOCI

SOUR:DATA:TEL:DSN:FDL:CHAN:TYPE? Returns: NETWORKTOCI

See Also

SOURce:DATA:TELecom:DSN:ALARm:DS[1..n]:TYPE

:SOURce:DATA:TELecom:DSN:FDL:INJect

Description	This command injects the FDL Circuit This command is an event and has no associated *RST condition or query form. Navigation Path: Functions > FDL > Performance Report Message > Generated Messages > Mode(Single) > Inject
Syntax	:SOURce:DATA:TELecom:DSN:FDL:INJect
Response Syntax	<Alarm>
Example(s)	SOUR:DATA:TEL:DSN:FDL:INJ
See Also	SOURce:DATA:TELecom:DSN:FEAC SOURce:DATA:TELecom:DSN:FEAC:LOOPback:CHANnel:CODEword SOURce:DATA:TELecom:DSN:FEAC:LOOPback:CHANnel:AMOunt

:SOURce:DATA:TELecom:DSN:FDL:MODE

Description

This command selects the type of Mode.

At *RST condition, this value is set to AIS.

Navigation Path: Functions > FDL > Performance Report Message > Generated Messages > Mode(Continous) > Inject

Syntax

:SOURce:DATA:TELecom:DSN:FDL:MODE <wsp><Set>

Parameter(s)

Set:

The program data syntax for the first parameter is defined as a <BOOLEAN PROGRAM DATA> element.

enables/disables the activation of ANSI TI.403,

ON,Enables the activation of Continous injection

OFF, Enables the activation of Continous injection

Response Syntax

<Alarm>

Example(s)

SOUR:DATA:TEL:DSN:FDL:MODE ON

See Also

SOURce:DATA:TELecom:DSN:ALARm:DS[1..n]:TYPE?

:SOURce:DATA:TELecom:DSN:FDL:MODE?

Description	This query returns the type of Mode. At *RST condition, this value is set to AIS. Navigation Path: Functions > FDL > Performance Report Message > Generated Messages > Mode(Continous) > Inject
Syntax	:SOURce:DATA:TELecom:DSN:FDL:MODE?
Response Syntax	<Status>
Response(s)	**Status**: The response data syntax for the first parameter is defined as a <BOOLEAN RESPONSE DATA> element. Returns the status of Continous mode Injection
Example(s)	SOUR:DATA:TEL:DSN:FDL:MODE ON SOUR:DATA:TEL:DSN:FDL:MODE? Returns: 1
See Also	SOURce:DATA:TELecom:DSN:ALARm:DS[1..n]:TYPE?

Pointer Adjustment

:FETCh:DATA:TELecom:SDHSonet:HOP:POINter:DECRement:COUNt?

Description	This query returns the counts in which negative pointer adjustment is detected for High Order Path (HOP). At *RST condition, this value is device dependent. Navigation Path: Setup > OTN SONET/SDH BERT OR SONET/SDH BERT > Functions > Pointer Adjustment > RX Pointer Adjustment > Ptr.Decr. Count
Syntax	:FETCh:DATA:TELecom:SDHSonet:HOP:POINter:DECRement:COUNt?
Response Syntax	<Count>
Response(s)	**Count**: The response data syntax for the first parameter is defined as a <NR2 NUMERIC RESPONSE DATA> element. Returns the count of negative pointer adjustment detected.
Example(s)	FETC:DATA:TEL:SDHS:HOP:POIN:DECR:COUN?
See Also	SOURce:DATA:TELecom:SDHSonet:HOP:POINter:DECRement

:FETCh:DATA:TELecom:SDHSonet:HOP:POINter:DECRement:SEConds?

Description	This query returns the number of seconds in which negative pointer adjustment is detected for High Order Path (HOP). At *RST condition, this value is device dependent. Navigation Path: Setup > OTN SONET/SDH BERT OR SONET/SDH BERT > Functions > Pointer Adjustment > RX Pointer Adjustment > Ptr.Decr. Seconds
Syntax	:FETCh:DATA:TELecom:SDHSonet:HOP:POINter:DECRement:SEConds?
Response Syntax	<Seconds>
Response(s)	**Seconds**: The response data syntax for the first parameter is defined as a <NR1 NUMERIC RESPONSE DATA> element. Returns the number of seconds of negative pointer adjustment detected.
Example(s)	FETC:DATA:TEL:SDHS:HOP:POIN:DECR:SEC?
See Also	SOURce:DATA:TELecom:SDHSonet:HOP:POINter:DECRement

:FETCh:DATA:TELecom:SDHSonet:HOP:POINter:INCRement:COUNt?

Description	This query returns the count in which positive pointer adjustment is detected for High Order Path (HOP). At *RST condition, this value is device dependent. Navigation Path: Setup > OTN SONET/SDH BERT OR SONET/SDH BERT > Functions > Pointer Adjustment > RX Pointer Adjustment > Ptr.Incr. Count
Syntax	:FETCh:DATA:TELecom:SDHSonet:HOP:POINter:INCRement:COUNt?
Response Syntax	<Count>
Response(s)	**Count**: The response data syntax for the first parameter is defined as a <NR2 NUMERIC RESPONSE DATA> element. Returns the count of positive pointer adjustment detected.
Example(s)	FETC:DATA:TEL:SDHS:HOP:POIN:INCR:COUN?
See Also	SOURce:DATA:TELecom:SDHSonet:HOP:POINter:INCRement

:FETCh:DATA:TELecom:SDHSonet:HOP:POINter:INCRement:SEConds?

Description	This query returns the number of seconds in which positive pointer adjustment is detected for High Order Path (HOP). At *RST condition, this value is device dependent. Navigation Path: Setup > OTN SONET/SDH BERT OR SONET/SDH BERT > Functions > Pointer Adjustment > RX Pointer Adjustment > Ptr.Incr. Seconds
Syntax	:FETCh:DATA:TELecom:SDHSonet:HOP:POINter:INCRement:SEConds?
Response Syntax	<Seconds>
Response(s)	**Seconds**: The response data syntax for the first parameter is defined as a <NR1 NUMERIC RESPONSE DATA> element. Returns the number of seconds of positive pointer adjustment detected.
Example(s)	FETC:DATA:TEL:SDHS:HOP:POIN:INCR:SEC?
See Also	SOURce:DATA:TELecom:SDHSonet:HOP:POINter:INCRement

:FETCh:DATA:TELecom:SDHSonet:HOP:POINter:NDF:COUNt?

Description

This query returns the count of New Data Flag (NDF).

At *RST condition, this value is device dependent.

Navigation Path: Setup > OTN SONET/SDH BERT OR SONET/SDH BERT > Functions > Pointer Adjustment > RX Pointer Adjustment > NDF Count

Syntax

:FETCh:DATA:TELecom:SDHSonet:HOP:POINter:NDF:COUNt?

Response Syntax

<Count>

Response(s)

Count:

The response data syntax for the first parameter is defined as a <NR2 NUMERIC RESPONSE DATA> element.

Returns the number of counts of New Data Flag (NDF).

Example(s)

FETC:DATA:TEL:SDHS:HOP:POIN:NDF:COUN?

See Also

SOURce:DATA:TELecom:SDHSonet:HOP:POINter:NEW:FLAG

:FETCh:DATA:TELecom:SDHSonet:HOP:POINter:NDF:SEConds?

Description	This query returns the number of seconds of New Data Flag (NDF) for High Order Path (HOP). At *RST condition, this value is device dependent. Navigation Path: Setup > OTN SONET/SDH BERT OR SONET/SDH BERT > Functions > Pointer Adjustment > RX Pointer Adjustment > NDF Seconds
Syntax	:FETCh:DATA:TELecom:SDHSonet:HOP:POINter:NDF:SEConds?
Response Syntax	<Seconds>
Response(s)	**Seconds**: The response data syntax for the first parameter is defined as a <NR1 NUMERIC RESPONSE DATA> element. Returns the number of seconds of New Data Flag (NDF).
Example(s)	FETC:DATA:TEL:SDHS:HOP:POIN:NDF:SEC?
See Also	SOURce:DATA:TELecom:SDHSonet:HOP:POINter:NEW:FLAG

:FETCh:DATA:TELecom:SDHSonet:HOP:POINter:NNDF:COUNt?

Description

This query returns the count of No New Data Flag (NNDF).

At *RST condition, this value is device dependent.

Navigation Path: Setup > OTN SONET/SDH BERT OR SONET/SDH BERT > Functions > Pointer Adjustment > RX Pointer Adjustment > No NDF Count

Syntax

:FETCh:DATA:TELecom:SDHSonet:HOP:POINter:NNDF:COUNt?

Response Syntax

<Count>

Response(s)

Count:

The response data syntax for the first parameter is defined as a <NR2 NUMERIC RESPONSE DATA> element.

Returns the number of counts of No New Data Flag (NNDF).

Example(s)

FETC:DATA:TEL:SDHS:HOP:POIN:NNDF:COUN?

See Also

SOURce:DATA:TELecom:SDHSonet:HOP:POINter:NEW:FLAG

:FETCh:DATA:TELecom:SDHSonet:HOP:POINter:NNDF:SEConds?

Description	This query returns the number of seconds of No New Data Flag (NNDF) for High Order Path (HOP). At *RST condition, this value is device dependent. Navigation Path: Setup > OTN SONET/SDH BERT OR SONET/SDH BERT > Functions > Pointer Adjustment > RX Pointer Adjustment > No NDF Seconds
Syntax	:FETCh:DATA:TELecom:SDHSonet:HOP:POINter:NNDF:SEConds?
Response Syntax	<Seconds>
Response(s)	**Seconds**: The response data syntax for the first parameter is defined as a <NR1 NUMERIC RESPONSE DATA> element. Returns the number of seconds of No New Data Flag (NNDF).
Example(s)	FETC:DATA:TEL:SDHS:HOP:POIN:NNDF:SEC?
See Also	SOURce:DATA:TELecom:SDHSonet:HOP:POINter:NEW:FLAG

:FETCh:DATA:TELecom:SDHSonet:HOP:POINter:OFFSet?

Description

This query returns the difference between the pointer increment and the pointer decrement for High Order Path (HOP).

At *RST condition, this value is device dependent.

Navigation Path: Setup > OTN SONET/SDH BERT OR SONET/SDH BERT > Functions > Pointer Adjustment > RX Pointer Adjustment > Cumulative Offset

Syntax

:FETCh:DATA:TELecom:SDHSonet:HOP:POINter:OFFSet?

Response Syntax

<Offset>

Response(s)

Offset:

The response data syntax for the first parameter is defined as a <NR1 NUMERIC RESPONSE DATA> element.

Returns the difference between the pointer increment and the pointer decrement.

Example(s)

FETC:DATA:TEL:SDHS:HOP:POIN:OFFS?

See Also

SOURce:DATA:TELecom:SDHSonet:HOP:POINter:NEW:VALue

:FETCh:DATA:TELecom:SDHSonet:HOP:POINter:VALue?

Description	This query returns the actual pointer value being transmitted for High Order Path (HOP). At *RST condition, this value is device dependent. Navigation Path: Setup > OTN SONET/SDH BERT OR SONET/SDH BERT > Functions > Pointer Adjustment > RX Pointer Adjustment > Pointer Value
Syntax	:FETCh:DATA:TELecom:SDHSonet:HOP:POINter:VALue?
Response Syntax	<Pointer>
Response(s)	**Pointer**: The response data syntax for the first parameter is defined as a <NR1 NUMERIC RESPONSE DATA> element. Returns the actual pointer value being transmitted.
Example(s)	FETC:DATA:TEL:SDHS:HOP:POIN:VAL?
See Also	SOURce:DATA:TELecom:SDHSonet:HOP:POINter:NEW:VALue

:FETCh:DATA:TELecom:SDHSonet:LOP:POINter:DECRement:COUNt?

Description

This query returns the counts in which negative pointer adjustment is detected for Low Order Path (LOP).

At *RST condition, this value is device dependent.

Navigation Path: Setup > SONET/SDH BERT > Functions > Pointer Adjustment > RX Pointer Adjustment > VT > Ptr.Decr. Count

Navigation Path: Setup > SONET/SDH BERT > Functions > Pointer Adjustment > RX Pointer Adjustment > TU > Ptr.Decr. Count

Syntax

:FETCh:DATA:TELecom:SDHSonet:LOP:POINter:DECRement:COUNt?

Response Syntax

<Count>

Response(s)

Count:

The response data syntax for the first parameter is defined as a <NR2 NUMERIC RESPONSE DATA> element.

Returns the count of negative pointer adjustment detected.

Example(s)

FETC:DATA:TEL:SDHS:LOP:POIN:DECR:COUN?

See Also

SOURce:DATA:TELecom:SDHSonet:LOP:POINter:DECRement

:FETCh:DATA:TELecom:SDHSonet:LOP:POINter:DECRement:SEConds?

Description

This query returns the number of seconds in which negative pointer adjustment is detected for Low Order Path (LOP).

At *RST condition, this value is device dependent.

Navigation Path: Setup > SONET/SDH BERT > Functions > Pointer Adjustment > RX Pointer Adjustment > VT > Ptr.Decr. Seconds

Navigation Path: Setup > SONET/SDH BERT > Functions > Pointer Adjustment > RX Pointer Adjustment > TU > Ptr.Decr. Seconds

Syntax

:FETCh:DATA:TELecom:SDHSonet:LOP:POINter:DECRement:SEConds?

Response Syntax

<Seconds>

Response(s)

Seconds:

The response data syntax for the first parameter is defined as a <NR1 NUMERIC RESPONSE DATA> element.

Returns the number of seconds of negative pointer adjustment detected.

Example(s)

FETC:DATA:TEL:SDHS:LOP:POIN:DECR:SEC?

See Also

SOURce:DATA:TELecom:SDHSonet:LOP:POINter:DECRement

:FETCh:DATA:TELecom:SDHSonet:LOP:POINter:INCRement:COUNt?

Description

This query returns the count in which positive pointer adjustment is detected for Low Order Path (LOP).

At *RST condition, this value is device dependent.

Navigation Path: Setup > SONET/SDH BERT > Functions > Pointer Adjustment > RX Pointer Adjustment > VT > Ptr.Incr. Count

Navigation Path: Setup > SONET/SDH BERT > Functions > Pointer Adjustment > RX Pointer Adjustment > TU > Ptr.Incr. Count

Syntax

:FETCh:DATA:TELecom:SDHSonet:LOP:POINter:INCRement:COUNt?

Response Syntax

<Count>

Response(s)

Count:

The response data syntax for the first parameter is defined as a <NR2 NUMERIC RESPONSE DATA> element.

Returns the count of positive pointer adjustment detected.

Example(s)

FETC:DATA:TEL:SDHS:LOP:POIN:INCR:COUN?

See Also

SOURce:DATA:TELecom:SDHSonet:LOP:POINter:INCRement

:FETCh:DATA:TELecom:SDHSonet:LOP:POINter:INCRement:SEConds?

Description

This query returns the number of seconds in which positive pointer adjustment is detected for Low Order Path (LOP).

At *RST condition, this value is device dependent.

Navigation Path: Setup > SONET/SDH BERT > Functions > Pointer Adjustment > RX Pointer Adjustment > VT > Ptr.Incr. Seconds

Navigation Path: Setup > SONET/SDH BERT > Functions > Pointer Adjustment > RX Pointer Adjustment > TU > Ptr.Incr. Seconds

Syntax

:FETCh:DATA:TELecom:SDHSonet:LOP:POINter:INCRement:SEConds?

Response Syntax

<Seconds>

Response(s)

Seconds:

The response data syntax for the first parameter is defined as a <NR1 NUMERIC RESPONSE DATA> element.

Returns the number of seconds of positive pointer adjustment detected.

Example(s)

FETC:DATA:TEL:SDHS:LOP:POIN:INCR:SEC?

See Also

SOURce:DATA:TELecom:SDHSonet:LOP:POINter:INCRement

:FETCh:DATA:TELecom:SDHSonet:LOP:POINter:NDF:COUNt?

Description

This query returns the count of New Data Flag (NDF).

At *RST condition, this value is device dependent.

Navigation Path: Setup > SONET/SDH BERT > Functions > Pointer Adjustment > RX Pointer Adjustment > VT > NDF Count

Navigation Path: Setup > SONET/SDH BERT > Functions > Pointer Adjustment > RX Pointer Adjustment > TU > NDF Count

Syntax

:FETCh:DATA:TELecom:SDHSonet:LOP:POINter:NDF:COUNt?

Response Syntax

<Count>

Response(s)

Count:

The response data syntax for the first parameter is defined as a <NR2 NUMERIC RESPONSE DATA> element.

Returns the number of counts of New Data Flag (NDF).

Example(s)

FETC:DATA:TEL:SDHS:LOP:POIN:NDF:COUN?

See Also

SOURce:DATA:TELecom:SDHSonet:LOP:POINter:NEW:FLAG

:FETCh:DATA:TELecom:SDHSonet:LOP:POINter:NDF:SEConds?

Description	This query returns the number of seconds of New Data Flag (NDF) for Low Order Path (LOP). At *RST condition, this value is device dependent. Navigation Path: Setup > SONET/SDH BERT > Functions > Pointer Adjustment > RX Pointer Adjustment > VT > NDF Seconds Navigation Path: Setup > SONET/SDH BERT > Functions > Pointer Adjustment > RX Pointer Adjustment > TU > NDF Seconds
Syntax	:FETCh:DATA:TELecom:SDHSonet:LOP:POINter:NDF:SEConds?
Response Syntax	<Seconds>
Response(s)	**Seconds**: The response data syntax for the first parameter is defined as a <NR1 NUMERIC RESPONSE DATA> element. Returns the number of seconds of New Data Flag (NDF).
Example(s)	FETC:DATA:TEL:SDHS:LOP:POIN:NDF:SEC?
See Also	SOURce:DATA:TELecom:SDHSonet:LOP:POINter:NEW:FLAG

:FETCh:DATA:TELecom:SDHSonet:LOP:POINter:NNDF:COUNt?

Description

This query returns the count of No New Data Flag (NNDF).

At *RST condition, this value is device dependent.

Navigation Path: Setup > SONET/SDH BERT > Functions > Pointer Adjustment > RX Pointer Adjustment > VT > No NDF Count

Navigation Path: Setup > SONET/SDH BERT > Functions > Pointer Adjustment > RX Pointer Adjustment > TU > No NDF Count

Syntax

:FETCh:DATA:TELecom:SDHSonet:LOP:POINter:NNDF:COUNt?

Response Syntax

<Count>

Response(s)

Count:

The response data syntax for the first parameter is defined as a <NR2 NUMERIC RESPONSE DATA> element.

Returns the number of counts of No New Data Flag (NNDF).

Example(s)

FETC:DATA:TEL:SDHS:LOP:POIN:NNDF:COUN?

See Also

SOURce:DATA:TELecom:SDHSonet:LOP:POINter:NEW:FLAG

:FETCh:DATA:TELecom:SDHSonet:LOP:POINter:NNDF:SECONDS?

Description

This query returns the number of seconds of No New Data Flag (NNDF) for Low Order Path (LOP).

At *RST condition, this value is device dependent.

Navigation Path: Setup > SONET/SDH BERT > Functions > Pointer Adjustment > RX Pointer Adjustment > VT > No NDF Seconds

Navigation Path: Setup > SONET/SDH BERT > Functions > Pointer Adjustment > RX Pointer Adjustment > TU > No NDF Seconds

Syntax

:FETCh:DATA:TELecom:SDHSonet:LOP:POINter:NNDF:SECONDS?

Response Syntax

<Seconds>

Response(s)

Seconds:

The response data syntax for the first parameter is defined as a <NR1 NUMERIC RESPONSE DATA> element.

Returns the number of seconds of No New Data Flag (NNDF).

Example(s)

FETC:DATA:TEL:SDHS:LOP:POIN:NNDF:SEC?

See Also

SOURce:DATA:TELecom:SDHSonet:LOP:POINter:NEW:FLAG

:FETCh:DATA:TELecom:SDHSonet:LOP:POINter:OFFSet?

Description

This query returns the difference between the pointer increment and the pointer decrement for Low Order Path (LOP).

At *RST condition, this value is device dependent.

Navigation Path: Setup > SONET/SDH BERT > Functions > Pointer Adjustment > RX Pointer Adjustment > VT > Cumulative Offset

Navigation Path: Setup > SONET/SDH BERT > Functions > Pointer Adjustment > RX Pointer Adjustment > TU > Cumulative Offset

Syntax

:FETCh:DATA:TELecom:SDHSonet:LOP:POINter:OFFSet?

Response Syntax

<Offset>

Response(s)

Offset:

The response data syntax for the first parameter is defined as a <NR1 NUMERIC RESPONSE DATA> element.

Returns the difference between the pointer increment and the pointer decrement.

Example(s)

FETC:DATA:TEL:SDHS:LOP:POIN:OFFS?

See Also

SOURce:DATA:TELecom:SDHSonet:HOP:POINter:NEW:VALue

:FETCh:DATA:TELecom:SDHSonet:LOP:POINter:VALue?

Description	This query returns the actual pointer value being transmitted for Low Order Path (LOP). At *RST condition, this value is device dependent. Navigation Path: Setup > SONET/SDH BERT > Functions > Pointer Adjustment > RX Pointer Adjustment > VT > Pointer Value Navigation Path: Setup > SONET/SDH BERT > Functions > Pointer Adjustment > RX Pointer Adjustment > TU > Pointer Value
Syntax	:FETCh:DATA:TELecom:SDHSonet:LOP:POINter:VALue?
Response Syntax	<Pointer>
Response(s)	**Pointer**: The response data syntax for the first parameter is defined as a <NR1 NUMERIC RESPONSE DATA> element. Returns the actual pointer value being transmitted.
Example(s)	FETC:DATA:TEL:SDHS:LOP:POIN:VAL?
See Also	SOURce:DATA:TELecom:SDHSonet:HOP:POINter:NEW:VALue

:FETCh:DATA:TELecom:SDHSonet:SEQuence:POINter:STATus?

Description	This query returns the actual pointer status being transmitted for Low Order Path (LOP). At *RST condition, this value is device dependent. Navigation Path: Setup > SONET/SDH BERT > Functions > Pointer Adjustment > TX Pointer Adjustment > Status
Syntax	:FETCh:DATA:TELecom:SDHSonet:SEQuence:POINter:STATus?
Response Syntax	<Set>
Response(s)	**Set**: The response data syntax for the first parameter is defined as a <CHARACTER RESPONSE DATA> element. Returns the status of the sequence pointer. STATPNTR, sequence pointer status is disabled. SEQUENCE, sequence pointer status is enabled.
Example(s)	FETC:DATA:TEL:SDHS:SEQuence:POINter:STATus?
See Also	SOURce:DATA:TELecom:SDHSonet:LOP:POINter:DECRement

:FETCh:DATA:TELecom:SDHSonet:SEQuence:POINter:VALue?

Description	This query returns the actual pointer value being transmitted for Low Order Path (LOP). At *RST condition, this value is device dependent. Navigation Path: Setup > SONET/SDH BERT > Functions > Pointer Adjustment > TX Pointer Adjustment > Pointer Value
Syntax	:FETCh:DATA:TELecom:SDHSonet:SEQuence:POINter:VALue?
Response Syntax	<Set>
Response(s)	**Set**: The response data syntax for the first parameter is defined as a <NR1 NUMERIC RESPONSE DATA> element. Returns the sequence pointer value.
Example(s)	FETC:DATA:TEL:SDHS:SEQuence:POINter:VALue?
See Also	SOURce:DATA:TELecom:SDHSonet:LOP:POINter:NEW:FLAG

:SOURce:DATA:TELecom:SDHSonet:HOP:POINter:DECRement

Description	This command selects the new decrement pointer value for High Order Path (HOP). This command is an event and has no associated *RST condition or query form. Navigation Path: Setup > OTN SONET/SDH BERT OR SONET/SDH BERT > Functions > Pointer Adjustment > TX Pointer Adjustment > Step > Decrement
Syntax	:SOURce:DATA:TELecom:SDHSonet:HOP:POINter:DECRement
Response Syntax	<Set>
Example(s)	SOUR:DATA:TEL:SDHS:HOP:POIN:DECR:SIZE 15 SOUR:DATA:TEL:SDHS:HOP:POIN:DECR
See Also	SOURce:DATA:TELecom:SDHSonet:HOP:POINter:DECRement:SIZE

:SOURce:DATA:TELecom:SDHSonet:HOP:POINter:DECRement:SIZE

Description

This command selects the number of negative pointer adjustment to include into the SONET or SDH for High Order Path (HOP).

At *RST condition, this value is set to 1.

Navigation Path: Setup > OTN SONET/SDH BERT OR SONET/SDH BERT > Functions > Pointer Adjustment > TX Pointer Adjustment > Step > Value

Syntax

:SOURce:DATA:TELecom:SDHSonet:HOP:POINter:DECRement:SIZE <wsp><Size>

Parameter(s)

Size:

The program data syntax for the first parameter is defined as a <DECIMAL NUMERIC PROGRAM DATA> element.

Selects the pointer size between 1 through 1000.

Response Syntax

<Set>

Example(s)

SOUR:DATA:TEL:SDHS:HOP:POIN:DECR:SIZE 15

SOUR:DATA:TEL:SDHS:HOP:POIN:DECR:SIZE?

Returns: 15

See Also

SOURce:DATA:TELecom:SDHSonet:HOP:POINter:INCRement:SIZE?

:SOURce:DATA:TELecom:SDHSonet:HOP:POINter:DECRement:SIZE?

Description

This query returns the selected number of negative pointer adjustment to include into the SONET or SDH for High Order Path (HOP).

At *RST condition, this value is set to 1.

Navigation Path: Setup > OTN SONET/SDH BERT OR SONET/SDH BERT > Functions > Pointer Adjustment > TX Pointer Adjustment > Step > Value

Syntax

:SOURce:DATA:TELecom:SDHSonet:HOP:POINter:DECRement:SIZE?[<wsp><Value>]

Parameter(s)

Value:

The program data syntax for the first parameter is defined as a <DECIMAL NUMERIC PROGRAM DATA> element.

This parameter is optional.If no token is specified, the current number of negative pointer is returned.

Response Syntax

<Size>

Response(s)

Size:

The response data syntax for the first parameter is defined as a <NR1 NUMERIC RESPONSE DATA> element.

Returns the pointer size.

Example(s)

SOUR:DATA:TEL:SDHS:HOP:POIN:DECR:SIZE 15

SOUR:DATA:TEL:SDHS:HOP:POIN:DECR:SIZE?

Returns: 15

See Also

SOURce:DATA:TELecom:SDHSonet:HOP:POINter:INCRement:SIZE

:SOURce:DATA:TELecom:SDHSonet:HOP:POINter:INCRement

Description	This command selects the new increment pointer value for High Order Path (HOP). This command is an event and has no associated *RST condition or query form. Navigation Path: Setup > OTN SONET/SDH BERT OR SONET/SDH BERT > Functions > Pointer Adjustment > TX Pointer Adjustment > Step > Increment
Syntax	:SOURce:DATA:TELecom:SDHSonet:HOP:POINter:INCRement
Response Syntax	<Size>
Example(s)	SOUR:DATA:TEL:SDHS:HOP:POIN:INCR:SIZE 15 SOUR:DATA:TEL:SDHS:HOP:POIN:INCR
See Also	SOURce:DATA:TELecom:SDHSonet:HOP:POINter:INCRement:SIZE

:SOURce:DATA:TELecom:SDHSonet:HOP:POINter:INCRement:SIZE

Description

This command selects the number of positive pointer adjustment to include into the SONET or SDH for High Order Path (HOP).

At *RST condition, this value is set to 1.

Navigation Path: Setup > OTN SONET/SDH BERT OR SONET/SDH BERT > Functions > Pointer Adjustment > TX Pointer Adjustment > Step > Value

Syntax

:SOURce:DATA:TELecom:SDHSonet:HOP:POINter:INCRement:SIZE <wsp><Size>

Parameter(s)

Size:

The program data syntax for the first parameter is defined as a <DECIMAL NUMERIC PROGRAM DATA> element.

Selects the pointer size between 1 through 1000.

MAXimum: Biggest supported value

MINimum: Smallest supported value

Response Syntax

<Size>

Example(s)

SOUR:DATA:TEL:SDHS:HOP:POIN:INCR:SIZE 15

SOUR:DATA:TEL:SDHS:HOP:POIN:INCR:SIZE?

Returns: 15

See Also

SOURce:DATA:TELecom:SDHSonet:HOP:POINter:DECRement:SIZE?

:SOURce:DATA:TELecom:SDHSonet:HOP:POINter:INCRement:SIZE?

Description

This query returns the selected number of positive pointer adjustment to include into the SONET or SDH for High Order Path (HOP).

At *RST condition, this value is set to 1.

Navigation Path: Setup > OTN SONET/SDH BERT OR SONET/SDH BERT > Functions > Pointer Adjustment > TX Pointer Adjustment > Step > Value

Syntax

:SOURce:DATA:TELecom:SDHSonet:HOP:POINter:INCRement:SIZE?[<wsp><Value>]

Parameter(s)

Value:

The program data syntax for the first parameter is defined as a <CHARACTER PROGRAM DATA> element.

This parameter is optional. If no token is specified, the current number of positive pointer is returned.

MAXimum: Biggest supported value

MINimum: Smallest supported value

Response Syntax

<Size>

Response(s)

Size:

The response data syntax for the first parameter is defined as a <NR1 NUMERIC RESPONSE DATA> element.

Returns the pointer size.

Example(s)

SOUR:DATA:TEL:SDHS:HOP:POIN:INCR:SIZE 15

SOUR:DATA:TEL:SDHS:HOP:POIN:INCR:SIZE?

Returns: 15

See Also

SOURce:DATA:TELecom:SDHSonet:HOP:POINter:DECRement:SIZE

:SOURce:DATA:TELecom:SDHSonet:HOP:POINter:NEW

Description

This event sets the new pointer value for High Order Path (HOP).

This command is an event and has no associated *RST condition or query form.

Navigation Path: Setup > OTN SONET/SDH BERT OR SONET/SDH BERT > Functions > Pointer Adjustment > TX Pointer Adjustment > Jump > New Pointer > Inject

Syntax

:SOURce:DATA:TELecom:SDHSonet:HOP:POINter:NEW

Response Syntax

<Size>

Example(s)

SOUR:DATA:TEL:SDHS:HOP:POIN:NEW:VAL 15

SOUR:DATA:TEL:SDHS:HOP:POIN:NEW

See Also

SOURce:DATA:TELecom:SDHSonet:HOP:POINter:NEW:VALue

:SOURce:DATA:TELecom:SDHSonet:HOP:POINter:NEW:FLAG

Description

This command selects the status of a new pointer data flag for High Order Path (HOP).

At *RST condition, this value is set to NNDF.

Navigation Path: Setup > OTN SONET/SDH BERT OR SONET/SDH BERT > Functions > Pointer Adjustment > TX Pointer Adjustment > Jump > New Data Flag

Syntax

:SOURce:DATA:TELecom:SDHSonet:HOP:POINter:NEW:FLAG <wsp><Flag>

Parameter(s)

Flag:

The program data syntax for the first parameter is defined as a <CHARACTER PROGRAM DATA> element.

Selects the new pointer data flag.

NNDF: the NNDF (No New Data Flag).

NDF: the NDF (New Data Flag).

Response Syntax

<Size>

Example(s)

SOUR:DATA:TEL:SDHS:HOP:POIN:NEW:FLAG NNDF

SOUR:DATA:TEL:SDHS:HOP:POIN:NEW:FLAG?

Returns: NNDF

See Also

SOURce:DATA:TELecom:SDHSonet:HOP:POINter:NEW:VALue?

:SOURce:DATA:TELecom:SDHSonet:HOP:POINter:NEW:FLAG?

Description

This query returns the status of a new pointer data flag for High Order Path (HOP).

At *RST condition, this value is set to NNDF.

Navigation Path: Setup > OTN SONET/SDH BERT OR SONET/SDH BERT > Functions > Pointer Adjustment > TX Pointer Adjustment > Jump > New Data Flag

Syntax

:SOURce:DATA:TELecom:SDHSonet:HOP:POINter:NEW:FLAG?

Response Syntax

<Flag>

Response(s)

Flag:

The response data syntax for the first parameter is defined as a <BOOLEAN RESPONSE DATA> element.

Returns the new pointer data flag.

NNDF, No New Data Flag (NNDF) is selected.

NDF, New Data Flag (NDF) is selected.

Example(s)

SOUR:DATA:TEL:SDHS:HOP:POIN:NEW:FLAG NNDF

SOUR:DATA:TEL:SDHS:HOP:POIN:NEW:FLAG?

Returns: NNDF

See Also

SOURce:DATA:TELecom:SDHSonet:HOP:POINter:NEW:VALue

:SOURce:DATA:TELecom:SDHSonet:HOP:POINter:NEW:VALue

Description

This command sets the new pointer value for SONET/SDH of High Order Path (HOP).

At *RST condition, this value reverts the default value.

Navigation Path: Setup > OTN SONET/SDH BERT OR SONET/SDH BERT > Functions > Pointer Adjustment > TX Pointer Adjustment > Jump > New Pointer

Syntax

:SOURce:DATA:TELecom:SDHSonet:HOP:POINter:NEW:VALue <wsp><Value>

Parameter(s)

Value:

The program data syntax for the first parameter is defined as a <DECIMAL NUMERIC PROGRAM DATA> element.

Selects the new pointer value between 0 through 782.

MAXimum: Biggest supported value

MINimum: Smallest supported value

Response Syntax

<Flag>

Example(s)

SOUR:DATA:TEL:SDHS:HOP:POIN:NEW:VAL 15

SOUR:DATA:TEL:SDHS:HOP:POIN:NEW:VAL?

Returns: 15

See Also

SOURce:DATA:TEL:SDHSonet:HOP:POINter:NEW

:SOURce:DATA:TELecom:SDHSonet:HOP:POINter:NEW:VALue?

Description

This query returns the new pointer value for High Order Path (HOP).

At *RST condition, this value reverts the default value.

Navigation Path: Setup > OTN SONET/SDH BERT OR SONET/SDH BERT > Functions > Pointer Adjustment > TX Pointer Adjustment > Jump > New Pointer

Syntax

:SOURce:DATA:TELecom:SDHSonet:HOP:POINter:NEW:VALue?[<wsp><Value>]

Parameter(s)

Value:

The program data syntax for the first parameter is defined as a <CHARACTER PROGRAM DATA> element.

This parameter is optional.If no token is specified, the current value of new pointer is returned.

MAXimum: Biggest supported value

MINimum: Smallest supported value

Response Syntax

<Value>

Response(s)

Value:

The response data syntax for the first parameter is defined as a <NR1 NUMERIC RESPONSE DATA> element.

Returns the new pointer value.

Example(s)

SOUR:DATA:TEL:SDHS:HOP:POIN:NEW:VAL 15

SOUR:DATA:TEL:SDHS:HOP:POIN:NEW:VAL?

Returns: 15

See Also

SOURce:DATA:TEL:SDHSonet:HOP:POINter:NEW?

:SOURce:DATA:TELecom:SDHSonet:HOP:POINter:VALue?

Description

This query returns the actual pointer value being transmitted into the SONET/SDH for High Order Path (HOP).

At *RST condition, this value is device dependent.

Navigation Path: Setup > OTN SONET/SDH BERT OR SONET/SDH BERT > Functions > Pointer Adjustment > TX Pointer Adjustment > Step > Pointer Value

Syntax

:SOURce:DATA:TELecom:SDHSonet:HOP:POINter:VALue?

Response Syntax

<Size>

Response(s)

Size:

The response data syntax for the first parameter is defined as a <NR1 NUMERIC RESPONSE DATA> element.

Returns the actual pointer value being transmitted.

Example(s)

SOUR:DATA:TEL:SDHS:HOP:POIN:VAL?

See Also

SOURce:DATA:TELecom:SDHSonet:HOP:POINter:INCRement:SIZE?

:SOURce:DATA:TELecom:SDHSonet:LOP:POINter:DECRement

Description	This command selects the new decrement pointer value for Low Order Path (LOP). This command is an event and has no associated *RST condition or query form. Navigation Path: Setup > SONET/SDH BERT > Functions > Pointer Adjustment > TX Pointer Adjustment > VT > Step > Decrement Navigation Path: Setup > SONET/SDH BERT > Functions > Pointer Adjustment > TX Pointer Adjustment > TU > Step > Decrement
Syntax	:SOURce:DATA:TELecom:SDHSonet:LOP:POINter:DECRement
Response Syntax	<Size>
Example(s)	SOUR:DATA:TEL:SDHS:LOP:POIN:DECR:SIZE 15 SOUR:DATA:TEL:SDHS:LOP:POIN:DECR
See Also	SOURce:DATA:TELecom:SDHSonet:LOP:POINter:DECRement:SIZE

:SOURce:DATA:TELecom:SDHSonet:LOP:POINter:DECRement:SIZE

Description

This command selects the number of negative pointer adjustment to include into the SONET or SDH for Low Order Path (LOP).

At *RST condition, this value is set to 1.

Navigation Path: Setup > SONET/SDH BERT > Functions > Pointer Adjustment > TX Pointer Adjustment > VT > Step > Value

Navigation Path: Setup > SONET/SDH BERT > Functions > Pointer Adjustment > TX Pointer Adjustment > TU > Step > Value

Syntax

:SOURce:DATA:TELecom:SDHSonet:LOP:POINter:DECRement:SIZE <wsp><Size>

Parameter(s)

Size:

The program data syntax for the first parameter is defined as a <DECIMAL NUMERIC PROGRAM DATA> element.

Selects the pointer size.

Choices are 1 through 1000.

MAXimum: Biggest supported value

MINimum: Smallest supported value

Response Syntax

<Size>

Example(s)

SOUR:DATA:TEL:SDHS:LOP:POIN:DECR:SIZE 15

SOUR:DATA:TEL:SDHS:LOP:POIN:DECR:SIZE?

Returns: 15

See Also

SOURce:DATA:TELecom:SDHSonet:LOP:POINter:DECRement:SIZE?

:SOURce:DATA:TELecom:SDHSonet:LOP:POINter:DECRement:SIZE?

Description

This query returns the selected number of negative pointer adjustment to include into the SONET or SDH for Low Order Path (LOP).

At *RST condition, this value is set to 1.

Navigation Path: Setup > SONET/SDH BERT > Functions > Pointer Adjustment > TX Pointer Adjustment > VT > Step > Value

Navigation Path: Setup > SONET/SDH BERT > Functions > Pointer Adjustment > TX Pointer Adjustment > TU > Step > Value

Syntax

:SOURce:DATA:TELecom:SDHSonet:LOP:POINter:DECRement:SIZE?[<wsp><Value>]

Parameter(s)

Value:

The program data syntax for the first parameter is defined as a <CHARACTER PROGRAM DATA> element.

This parameter is optional. If no token is specified, the value of pointer size is returned.

MAXimum: Biggest supported value

MINimum: Smallest supported value

Response Syntax

<Size>

Response(s)

Size:

The response data syntax for the first parameter is defined as a <NR1 NUMERIC RESPONSE DATA> element.

Returns the pointer size.

Example(s)

SOUR:DATA:TEL:SDHS:LOP:POIN:DECR:SIZE 15

SOUR:DATA:TEL:SDHS:LOP:POIN:DECR:SIZE?

Returns: 15

See Also

SOURce:DATA:TELecom:SDHSonet:LOP:POINter:DECRement:SIZE

:SOURce:DATA:TELecom:SDHSonet:LOP:POINter:INCRement

Description	This command selects the new increment pointer value for Low Order Path (LOP). This command is an event and has no associated *RST condition or query form. Navigation Path: Setup > SONET/SDH BERT > Functions > Pointer Adjustment > TX Pointer Adjustment > VT > Step > Increment Navigation Path: Setup > SONET/SDH BERT > Functions > Pointer Adjustment > TX Pointer Adjustment > TU > Step > Increment
Syntax	:SOURce:DATA:TELecom:SDHSonet:LOP:POINter:INCRement
Response Syntax	<Size>
Example(s)	SOUR:DATA:TEL:SDHS:LOP:POIN:INCR:SIZE 15 SOUR:DATA:TEL:SDHS:LOP:POIN:INCR
See Also	SOURce:DATA:TELecom:SDHSonet:LOP:POINter:INCRement:SIZE

:SOURce:DATA:TELecom:SDHSonet:LOP:POINter:INCRement:SIZE

Description

This command selects the number of positive pointer adjustment to include into the SONET or SDH for Low Order Path (LOP).

At *RST condition, this value is set to 1.

Navigation Path: Setup > SONET/SDH BERT > Functions > Pointer Adjustment > TX Pointer Adjustment > VT > Step > Value

Navigation Path: Setup > SONET/SDH BERT > Functions > Pointer Adjustment > TX Pointer Adjustment > TU > Step > Value

Syntax

:SOURce:DATA:TELecom:SDHSonet:LOP:POINter:INCRement:SIZE <wsp><Size>

Parameter(s)

Size:

The program data syntax for the first parameter is defined as a <DECIMAL NUMERIC PROGRAM DATA> element.

Selects the pointer size.

Choices are 1 through 1000.

MAXimum: Biggest supported value

MINimum: Smallest supported value

Response Syntax

<Size>

Example(s)

SOUR:DATA:TEL:SDHS:LOP:POIN:INCR:SIZE 15

SOUR:DATA:TEL:SDHS:LOP:POIN:INCR:SIZE?

Returns: 15

See Also

SOURce:DATA:TELecom:SDHSonet:LOP:POINter:INCRement:SIZE?

:SOURce:DATA:TELecom:SDHSonet:LOP:POINter:INCRement:SIZE?

Description

This query returns the selected number of positive pointer adjustment to include into the SONET or SDH for Low Order Path (LOP).

At *RST condition, this value is set to 1.

Navigation Path: Setup > SONET/SDH BERT > Functions > Pointer Adjustment > TX Pointer Adjustment > VT > Step > Value

Navigation Path: Setup > SONET/SDH BERT > Functions > Pointer Adjustment > TX Pointer Adjustment > TU > Step > Value

Syntax

:SOURce:DATA:TELecom:SDHSonet:LOP:POINter:INCRement:SIZE?[<wsp><Value>]

Parameter(s)

Value:

The program data syntax for the first parameter is defined as a <CHARACTER PROGRAM DATA> element.

This parameter is optional. If no token is specified, the value of pointer size is returned.

MAXimum: Biggest supported value

MINimum: Smallest supported value

Response Syntax

<Size>

Response(s)

Size:

The response data syntax for the first parameter is defined as a <NR1 NUMERIC RESPONSE DATA> element.

Returns the pointer size.

Example(s)

SOUR:DATA:TEL:SDHS:LOP:POIN:INCR:SIZE 15

SOUR:DATA:TEL:SDHS:LOP:POIN:INCR:SIZE?

Returns: 15

See Also

SOURce:DATA:TELecom:SDHSonet:LOP:POINter:INCRement:SIZE

:SOURce:DATA:TELecom:SDHSonet:LOP:POINter:NEW

Description

This event sets the new pointer value for Low Order Path (LOP).

This command is an event and has no associated *RST condition or query form.

Navigation Path: Setup > SONET/SDH BERT > Functions > Pointer Adjustment > TX Pointer Adjustment > VT > Jump > New Pointer > Inject

Navigation Path: Setup > SONET/SDH BERT > Functions > Pointer Adjustment > TX Pointer Adjustment > TU > Jump > New Pointer > Inject

Syntax

:SOURce:DATA:TELecom:SDHSonet:LOP:POINter:NEW

Response Syntax

<Size>

Example(s)

SOUR:DATA:TEL:SDHS:LOP:POIN:NEW:VAL 15

SOUR:DATA:TEL:SDHS:LOP:POIN:NEW

See Also

SOURce:DATA:TELecom:SDHSonet:LOP:POINter:NEW:VALue

:SOURce:DATA:TELecom:SDHSonet:LOP:POINter:NEW:FLAG

Description

This command selects the status of a new pointer data flag for Low Order Path (LOP).

At *RST condition, this value is set to NNDF.

Navigation Path: Setup > SONET/SDH BERT > Functions > Pointer Adjustment > TX Pointer Adjustment > VT > Jump > New Data Flag

Navigation Path: Setup > SONET/SDH BERT > Functions > Pointer Adjustment > TX Pointer Adjustment > TU > Jump > New Data Flag

Syntax

:SOURce:DATA:TELecom:SDHSonet:LOP:POINter:NEW:FLAG <wsp><Set>

Parameter(s)

Set:

The program data syntax for the first parameter is defined as a <CHARACTER PROGRAM DATA> element.

Enables/disables New Data Flag:

NDF: Enables.

NNDF: Disables.

Response Syntax

<Size>

Example(s)

SOUR:DATA:TEL:SDHS:LOP:POIN:NEW:FLAG ON

SOUR:DATA:TEL:SDHS:LOP:POIN:NEW:FLAG?

Returns: 1

See Also

SOURce:DATA:TELecom:SDHSonet:LOP:POINter:NEW:FLAG?

:SOURce:DATA:TELecom:SDHSonet:LOP:POINter:NEW:FLAG?

Description

This query returns the status of a new pointer data flag for Low Order Path (LOP).

At *RST condition, this value is set to NNDF.

Navigation Path: Setup > SONET/SDH BERT > Functions > Pointer Adjustment > TX Pointer Adjustment > VT > Jump > New Data Flag

Navigation Path: Setup > SONET/SDH BERT > Functions > Pointer Adjustment > TX Pointer Adjustment > TU > Jump > New Data Flag

Syntax

:SOURce:DATA:TELecom:SDHSonet:LOP:POINter:NEW:FLAG?

Response Syntax

<Flag>

Response(s)

Flag:

The response data syntax for the first parameter is defined as a <BOOLEAN RESPONSE DATA> element.

Returns the status of LOP NEW FLAG

1, New pointer status is enabled

0, New pointer status is disabled

Example(s)

SOUR:DATA:TEL:SDHS:LOP:POIN:NEW:FLAG ON

SOUR:DATA:TEL:SDHS:LOP:POIN:NEW:FLAG?

Returns: 1

See Also

SOURce:DATA:TELecom:SDHSonet:LOP:POINter:NEW:FLAG

:SOURce:DATA:TELecom:SDHSonet:LOP:POINter:NEW:VALue

Description

This command sets the new pointer value for SONET/SDH of Low Order Path (LOP).

At *RST condition, this value reverts the default value.

Navigation Path: Setup > SONET/SDH BERT > Functions > Pointer Adjustment > TX Pointer Adjustment > VT > Jump > New Pointer

Navigation Path: Setup > SONET/SDH BERT > Functions > Pointer Adjustment > TX Pointer Adjustment > TU > Jump > New Pointer

Syntax

:SOURce:DATA:TELecom:SDHSonet:LOP:POINter:NEW:VALue <wsp><Value>

Parameter(s)

Value:

The program data syntax for the first parameter is defined as a <DECIMAL NUMERIC PROGRAM DATA> element.

Selects the new pointer value.

Choices are 0 through 103.

MAXimum: Biggest supported value

MINimum: Smallest supported value

Response Syntax

<Flag>

Example(s)

SOUR:DATA:TEL:SDHS:LOP:POIN:NEW:VAL 15

SOUR:DATA:TEL:SDHS:LOP:POIN:NEW:VAL?

Returns: 15

See Also

SOURce:DATA:TELecom:SDHSonet:LOP:POINter:NEW:VALue?

:SOURce:DATA:TELecom:SDHSonet:LOP:POINter:NEW:VALue?

Description

This query returns the new pointer value for Low Order Path (LOP).

At *RST condition, this value reverts the default value.

Navigation Path: Setup > SONET/SDH BERT > Functions > Pointer Adjustment > TX Pointer Adjustment > VT > Jump > New Pointer

Navigation Path: Setup > SONET/SDH BERT > Functions > Pointer Adjustment > TX Pointer Adjustment > TU > Jump > New Pointer

Syntax

:SOURce:DATA:TELecom:SDHSonet:LOP:POINter:NEW:VALue?[<wsp><Value>]

Parameter(s)

Value:

The program data syntax for the first parameter is defined as a <CHARACTER PROGRAM DATA> element.

This parameter is optional. If no token is specified, the new pointer value is returned.

MAXimum: Biggest supported value

MINimum: Smallest supported value

Response Syntax

<Value>

Response(s)

Value:

The response data syntax for the first parameter is defined as a <NR1 NUMERIC RESPONSE DATA> element.

Returns the new pointer value.

Example(s)

SOUR:DATA:TEL:SDHS:LOP:POIN:NEW:VAL 15

SOUR:DATA:TEL:SDHS:LOP:POIN:NEW:VAL?

Returns: 15

See Also

SOURce:DATA:TELecom:SDHSonet:LOP:POINter:NEW:VALue

:SOURce:DATA:TELecom:SDHSonet:LOP:POINter:VALue?

Description

This query returns the actual pointer value being transmitted into the SONET/SDH for Low Order Path (LOP).

At *RST condition, this value is device dependent.

Navigation Path: Setup > SONET/SDH BERT > Functions > Pointer Adjustment > TX Pointer Adjustment > VT > Step > Pointer Value

Navigation Path: Setup > SONET/SDH BERT > Functions > Pointer Adjustment > TX Pointer Adjustment > TU > Step > Pointer Value

Syntax

:SOURce:DATA:TELecom:SDHSonet:LOP:POINter:VALue?

Response Syntax

<Size>

Response(s)

Size:

The response data syntax for the first parameter is defined as a <NR1 NUMERIC RESPONSE DATA> element.

Returns the actual pointer value being transmitted.

Example(s)

SOUR:DATA:TEL:SDHS:LOP:POIN:VAL?

See Also

SOURce:DATA:TELecom:SDHSonet:HOP:POINter:INCRement:SIZE?

:SOURce:DATA:TELecom:SDHSonet:SEQuence:POINter

Description

This command enables/disables the sequence pointer.

This command is an event and is not associated with an *RST condition or a query form.

Navigation Path: Setup > SONET/SDH BERT > Functions > Pointer Adjustment > TX Pointer Adjustment > Sequence

Syntax

:SOURce:DATA:TELecom:SDHSonet:SEQuence:POINter <wsp><Status>

Parameter(s)

Status:

The program data syntax for the first parameter is defined as a <BOOLEAN PROGRAM DATA> element.

Enables/disables:

ON: Enables

OFF: Disables

Response Syntax

<Size>

Example(s)

SOUR:DATA:TEL:SDHS:SEQuence:POINter ON

SOUR:DATA:TEL:SDHS:SEQuence:POINter?

Returns: 1

See Also

SOURce:DATA:TELecom:SDHSonet:LOP:POINter:NEW:FLAG

:SOURce:DATA:TELecom:SDHSonet:SEQuence:POINter:INITcool:STATus

Description

This command sets the actual pointer init-cool status being transmitted for Low Order Path (LOP).

At *RST condition, this value is device dependent.

Navigation Path: Setup > SONET/SDH BERT > Functions > Pointer Adjustment > TX Pointer Adjustment > Init-Cool

Syntax

:SOURce:DATA:TELecom:SDHSonet:SEQuence:POINter:INITcool:STATus <wsp><Status>

Parameter(s)

Status:

The program data syntax for the first parameter is defined as a <BOOLEAN PROGRAM DATA> element.

Enables/disables:

ON: Enables

OFF: Disables

Response Syntax

<Size>

Example(s)

SOUR:DATA:TEL:SDHS:SEQuence:POINter:INITcool:STATUS ON

SOUR:DATA:TEL:SDHS:SEQuence:POINter:INITcool:STATUS?

Returns: 1

See Also

SOURce:DATA:TELecom:SDHSonet:LOP:POINter:INCRement

:SOURce:DATA:TELecom:SDHSonet:SEQuence:POINter:INITcool:STATus?

Description

This query returns the actual pointer init-cool status being transmitted for Low Order Path (LOP).

At *RST condition, this value is device dependent.

Navigation Path: Setup > SONET/SDH BERT > Functions > Pointer Adjustment > TX Pointer Adjustment > Init-Cool

Syntax

:SOURce:DATA:TELecom:SDHSonet:SEQuence:POINter:INITcool:STATus?

Response Syntax

<Set>

Response(s)

Set:

The response data syntax for the first parameter is defined as a <BOOLEAN RESPONSE DATA> element.

Returns the actual pointer init-cool status of Low Order Path (LOP) alarm generation.

0, actual pointer init-cool status is enabled.

1, actual pointer init-cool status is disabled.

Example(s)

SOUR:DATA:TEL:SDHS:SEQuence:POINter:INITcool:STATUS?

Returns: 1

See Also

SOURce:DATA:TELecom:SDHSonet:LOP:POINter:DECRement

:SOURce:DATA:TELecom:SDHSonet:SEQuence:POINter:PATTern

Description

This command sets the Pattern type for pointer adjustment to include into the SONET/SDH BERT.

At *RST condition, this value is device dependent.

Navigation Path: Setup > SONET/SDH BERT > Functions > Pointer Adjustment > TX Pointer Adjustment > Sequence

Syntax

:SOURce:DATA:TELecom:SDHSonet:SEQuence:POINter:PATTern <wsp><Standard>

Parameter(s)

Standard:

The program data syntax for the first parameter is defined as a <CHARACTER PROGRAM DATA> element.

Selects the Pattern type for pointer adjustment.

OPPOSITEPOLARITY: Single pointers of opposite polarity

DOUBLEPOINTER: Regular pointers plus one double pointer

MISPOINTER: Regular pointers with one missing pointer

DOUBLEOPPOLARITY: Double pointers of opposite polarity

SINGLEPA: Double pointers of opposite polarity

BURSTPA: Burst pointer adjustment

PHASETRANS: Phase transient

PAPATTERN: Periodic pointer adjustment 87-3 pattern

ADD87: Periodic 87-3 with Add

CANCEL87: Periodic 87-3 with Cancel

PACONTINIOUS: Periodic pointer adjustment continuous

ADDPACONTINIOUS: Periodic pointer adjustment continuous with Add

CANCELPACONTINIOUS: Periodic pointer adjustment continuous with Cancel

PER261: Periodic pointer adjustment 26-1 pattern

ADDPER261: Periodic 26-1 with Add

CANCELPER261: Periodic 26-1 with Cancel

Response Syntax

<Set>

Example(s)

SOUR:DATA:TEL:SDHS:SEQuence:POINter:PATTern PHASETRANS

See Also

SOURce:DATA:TELecom:SDHSonet:LOP:POINter:NEW:FLAG?

:SOURce:DATA:TELecom:SDHSonet:SEQuence:POINter:PATTern?

Description	This query returns the Pattern type for pointer adjustment to include into the SONET/SDH BERT. At *RST condition, this value is device dependent. Navigation Path: Setup > SONET/SDH BERT > Functions > Pointer Adjustment > TX Pointer Adjustment > Sequence
Syntax	:SOURce:DATA:TELecom:SDHSonet:SEQuence:POINter:PATTern?
Response Syntax	<Pattern>

:SOURce:DATA:TELecom:SDHSonet:SEQuence:POINter:PATTern?

Response(s)

Pattern:

The response data syntax for the first parameter is defined as a <CHARACTER RESPONSE DATA> element.

Returns the Pattern type for pointer adjustment.

OPPOSITEPOLARITY, Single pointers of opposite polarity is selected.

DOUBLEPOINTER, Regular pointers plus one double pointer is selected.

MISPOINTER, Regular pointers with one missing pointer is selected.

DOUBLEOPPOLARITY, Double pointers of opposite polarity is selected.

SINGLEPA, Double pointers of opposite polarity is selected.

BURSTPA, Burst pointer adjustment is selected.

PHASETRANS, Phase transient is selected.

PAPATTERN, Periodic pointer adjustment 87-3 pattern is selected.

ADD87, Periodic 87-3 with Add is selected.

CANCEL87, Periodic 87-3 with Cancel is selected.

PACONTINIOUS, Periodic pointer adjustment continuous is selected.

ADDPACONTINIOUS, Periodic pointer adjustment continuous with Add is selected.

CANCELPACONTINIOUS, Periodic pointer adjustment continuous with Cancel is selected.

PER261, Periodic pointer adjustment 26-1 pattern is selected.

ADDPER261, Periodic 26-1 with Add is selected.

CANCELPER261, Periodic 26-1 with Cancel is selected.

Example(s)

SOUR:DATA:TEL:SDHS:SEQuence:POINter:PATTern?

Returns: PHASETRANS

See Also

SOURce:DATA:TELecom:SDHSonet:LOP:POINter:NEW:FLAG

:SOURce:DATA:TELecom:SDHSonet:SEQuence:POINter:PERiodic:STATus

Description

This command sets the actual pointer periodic status being transmitted for Low Order Path (LOP).

At *RST condition, this value is device dependent.

Navigation Path: Setup > SONET/SDH BERT > Functions > Pointer Adjustment > TX Pointer Adjustment > Periodic

Syntax

:SOURce:DATA:TELecom:SDHSonet:SEQuence:POINter:PERiodic:STATus <wsp><Status>

Parameter(s)

Status:

The program data syntax for the first parameter is defined as a <BOOLEAN PROGRAM DATA> element.

Enables/disables:

ON: Enables

OFF: Disables

Response Syntax

<Pattern>

Example(s)

SOUR:DATA:TEL:SDHS:SEQuence:POINter:PERiodic:STATUS ON

SOUR:DATA:TEL:SDHS:SEQuence:POINter:PERiodic:STATUS?

Returns: 1

See Also

SOURce:DATA:TELecom:SDHSonet:LOP:POINter:INCRement

:SOURce:DATA:TELecom:SDHSonet:SEQuence:POINter:PERiodic:STATus?

Description	This command sets the actual pointer init-cool status being transmitted for Low Order Path (LOP). At *RST condition, this value is device dependent. Navigation Path: Setup > SONET/SDH BERT > Functions > Pointer Adjustment > TX Pointer Adjustment > Periodic
Syntax	:SOURce:DATA:TELecom:SDHSonet:SEQuence:POINter:PERiodic:STATus?
Response Syntax	<Set>
Response(s)	**Set**: The response data syntax for the first parameter is defined as a <BOOLEAN RESPONSE DATA> element. Returns the status of actual pointer periodic status. 0, actual pointer periodic status is enabled. 1, actual pointer periodic status is disabled.
Example(s)	SOUR:DATA:TEL:SDHS:SEQuence:POINter:PERiodic:STATUS? Returns: 1
See Also	SOURce:DATA:TELecom:SDHSonet:LOP:POINter:DECRement

:SOURce:DATA:TELecom:SDHSonet:SEQuence:POINter:TIMeline:VALUe

Description

This command sets the Timeline Value status being transmitted for Low Order Path (LOP).

At *RST condition, this value is device dependent.

Navigation Path: Setup > SONET/SDH BERT > Functions > Pointer Adjustment > TX Pointer Adjustment > T1(s)

Syntax

:SOURce:DATA:TELecom:SDHSonet:SEQuence:POINter:TIMeline:VALUe <wsp><Type>, <Size>

Parameter(s)

Type:

The program data syntax for the first parameter is defined as a <CHARACTER PROGRAM DATA> element.

Selects the Timeline value for pointer adjustment.

T1: T1

T2: T2

T3: T3

T4: T4

T5: T5

T6: T6

Size:

The program data syntax for the second parameter is defined as a <DECIMAL NUMERIC PROGRAM DATA> element.

Selects the Timeline value being transmitted for Low Order Path (LOP).

Choices are 10 through 30

MAXimum: Biggest supported value

MINimum: Smallest supported value

Response Syntax

<Set>

Example(s)

SOUR:DATA:TEL:SDHS:SEQuence:POINter:TIMeline:VALue T1, 10

SOUR:DATA:TEL:SDHS:SEQuence:POINter:TIMeline:VALue? T1

Returns: 10

See Also

SOURce:DATA:TELecom:SDHSonet:LOP:POINter:NEW:FLAG

:SOURce:DATA:TELecom:SDHSonet:SEQuence:POINter:TIMeline:VALUe?

Description

This query returns the Timeline Value status being transmitted for Low Order Path (LOP).

At *RST condition, this value is device dependent.

Navigation Path: Setup > SONET/SDH BERT > Functions > Pointer Adjustment > TX Pointer Adjustment > T1(s)

Syntax

:SOURce:DATA:TELecom:SDHSonet:SEQuence:POINter:TIMeline:VALUe? <wsp><Type>,[<Value>]

Parameter(s)

Type:

The program data syntax for the first parameter is defined as a <CHARACTER PROGRAM DATA> element.

Selects the Timeline value for pointer adjustment.

T1: T1

T2: T2

T3: T3

T4: T4

T5: T5

T6: T6

Value:

The program data syntax for the second parameter is defined as a <CHARACTER PROGRAM DATA> element.

This parameter is optional. If no token is specified, the Timeline value is returned.

MAXimum: Biggest supported value

MINimum: Smallest supported value

Response Syntax

<Value>

Response(s)

Value:

The response data syntax for the first parameter is defined as a <NR2 NUMERIC RESPONSE DATA> element.

Returns the Timeline value being transmitted for Low Order Path (LOP).

Example(s)

SOUR:DATA:TEL:SDHS:SEQuence:POINter:TIMeline:VALue?

Returns: 10

See Also

SOURce:DATA:TELecom:SDHSonet:LOP:POINter:NEW:FLAG

:SOURce:DATA:TELecom:SDHSonet:SEQuence:POINter:TYPE

Description

This command sets the Pointer type for pointer adjustment to include into the SONET/SDH BERT.

At *RST condition, this value is device dependent.

Navigation Path: Setup > SONET/SDH BERT > Functions > Pointer Adjustment > TX Pointer Adjustment > Sequence

Syntax

:SOURce:DATA:TELecom:SDHSonet:SEQuence:POINter:TYPE <wsp><Type>

Parameter(s)

Type:

The program data syntax for the first parameter is defined as a <CHARACTER PROGRAM DATA> element.

Selects the Pointer type for pointer adjustment.

INCR

DECR

Response Syntax

<Value>

Example(s)

SOUR:DATA:TEL:SDHS:SEQuence:POINter:TYPE INCR

See Also

SOURce:DATA:TELecom:SDHSonet:HOP:POINter:NEW:VALue

:SOURce:DATA:TELecom:SDHSonet:SEQuence:POINter:TYPE?

Description

This query returns the Pointer type for pointer adjustment to include into the SONET/SDH BERT.

At *RST condition, this value is device dependent.

Navigation Path: Setup > SONET/SDH BERT > Functions > Pointer Adjustment > TX Pointer Adjustment > Sequence

Syntax

:SOURce:DATA:TELecom:SDHSonet:SEQuence:POINter:TYPE?

Response Syntax

<Pointer>

Response(s)

Pointer:

The response data syntax for the first parameter is defined as a <CHARACTER RESPONSE DATA> element.

Returns the Pointer type for pointer adjustment.

INCR, INCR is selected as Pointer type for pointer adjustment

DECR, DECR is selected as Pointer type for pointer adjustment

Example(s)

SOUR:DATA:TEL:SDHS:SEQuence:POINter:TYPE?

Returns: INCR

See Also

SOURce:DATA:TELecom:SDHSonet:HOP:POINter:NEW:VALue

:SOURce:DATA:TELecom:SDHSonet:SEQuence:POINter?

Description

This query returns the status of the sequence pointer.

This command is an event and is not associated with an *RST condition or a query form.

Navigation Path: Setup > SONET/SDH BERT > Functions > Pointer Adjustment > TX Pointer Adjustment > Sequence

Syntax

:SOURce:DATA:TELecom:SDHSonet:SEQuence:POINter?

Response Syntax

<Set>

Response(s)

Set:

The response data syntax for the first parameter is defined as a <BOOLEAN RESPONSE DATA> element.

Returns the status of the sequence pointer.

0, sequence pointer is enabled.

1, sequence pointer is disabled.

Example(s)

SOUR:DATA:TEL:SDHS:SEQuence:POINter ON

SOUR:DATA:TEL:SDHS:SEQuence:POINter?

Returns: 1

See Also

SOURce:DATA:TELecom:SDHSonet:LOP:POINter:NEW:FLAG

Spare Bits

:FETCh:DATA:TELecom:PDH:E[1..n]:SPARbit:VALues?

Description	This query returns spare bit values. At *RST condition, this value is set to 10. Navigation Path: Functions > Spare Bits > RX
Syntax	:FETCh:DATA:TELecom:PDH:E[1..n]:SPARbit:VALues? <wsp><Bits>
Parameter(s)	**Bits**: The program data syntax for the first parameter is defined as a <CHARACTER PROGRAM DATA> element. Gets the Spare bit values. BITSI0: Bit S i0 BITSA4: Bit S a4 BITSA6: Bit S a6 BITSA8: Bit S a8 BITSI1: Bit S i1 BITSA5: Bit S a5 BITSA7: Bit S a7 BITTS16: TS16 Frame 0 Bit 5, 7, 8 BITTS16B6: TS16 Frame 0 Bit 6 GBITE: G.742 for E2, G.751 for E3, G.751 for E4
Response Syntax	<Value>

:FETCh:DATA:TELecom:PDH:E[1..n]:SPARbit:VALues?

Response(s)

Value:

The response data syntax for the first parameter is defined as a <STRING RESPONSE DATA> element.

Returns the spare bit values

Example(s)

FETC:DATA:TEL:PDH:E:SPAR:VAL? BITSI0

Returns: 0

See Also

SOURce:DATA:TELecom:DSN:FEAC

SOURce:DATA:TELecom:DSN:FEAC:MANual:CODEword

SOURce:DATA:TELecom:DSN:FEAC:MANual:AMOunt?

SOURce:DATA:TELecom:DSN:FEAC:MANual:INJect

:SOURce:DATA:TELecom:PDH:E[1..n]:SPARbit:VALues

Description

This command sets the protocol present in the signal structured

At *RST condition, this value is set to 10.

Navigation Path: Functions > Spare Bits > TX

Syntax

:SOURce:DATA:TELecom:PDH:E[1..n]:SPARbit:VALues <wsp><Bits>, <Values>

Parameter(s)

Bits:

The program data syntax for the first parameter is defined as a <CHARACTER PROGRAM DATA> element.

Sets the Spare bit values.

BITSI0: Bit S i0

BITSA4: Bit S a4

BITSA6: Bit S a6

BITSA8: Bit S a8

BITSI1: Bit S i1

BITSA5: Bit S a5

BITSA7: Bit S a7

BITTS16: TS16 Frame 0 Bit 5, 7, 8

BITTS16B6: TS16 Frame 0 Bit 6

GBITE: G.742 for E2, G.751 for E3, G.751 for E4

Values:

The program data syntax for the second parameter is defined as a <DECIMAL NUMERIC PROGRAM DATA> element.

Sets the values for spare bits.

Response Syntax

<Value>

Example(s)

SOUR:DATA:TEL:PDH:E:SPAR:VAL BITSI0, 0

See Also

SOURce:DATA:TELecom:DSN:FEAC

SOURce:DATA:TELecom:DSN:FEAC:MANual:CODEword

SOURce:DATA:TELecom:DSN:FEAC:MANual:AMOunt?

SOURce:DATA:TELecom:DSN:FEAC:MANual:INJect

:SOURce:DATA:TELecom:PDH:E[1..n]:SPARbit:VALues?

Description

This query returns spare bit values.

At *RST condition, this value is set to 10.

Navigation Path: Functions > Spare Bits > TX

Syntax

:SOURce:DATA:TELecom:PDH:E[1..n]:SPARbit:VALues? <wsp><Bits>,[<Token>]

Parameter(s)

Bits:

The program data syntax for the first parameter is defined as a <CHARACTER PROGRAM DATA> element.

Sets the Spare bit values.

BITSI0: Bit S i0

BITSA4: Bit S a4

BITSA6: Bit S a6

BITSA8: Bit S a8

BITSI1: Bit S i1

BITSA5: Bit S a5

BITSA7: Bit S a7

BITTS16: TS16 Frame 0 Bit 5, 7, 8

BITTS16B6: TS16 Frame 0 Bit 6

GBITE: G.742 for E2, G.751 for E3, G.751 for E4

Token:

The program data syntax for the second parameter is defined as a <DECIMAL NUMERIC PROGRAM DATA> element.

Get the Spare bit values.

MAX: Maximum Value

MIN: Minimum Value

Response Syntax

<Value>

:SOURce:DATA:TELecom:PDH:E[1..n]:SPARbit:VALues?

Response(s)

Value:

The response data syntax for the first parameter is defined as a <NR1 NUMERIC RESPONSE DATA> element.

Returns the spare bit values

Example(s)

SOUR:DATA:TEL:PDH:E:SPAR:VAL BITSI0, 0

SOUR:DATA:TEL:PDH:E:SPAR:VAL? BITSI0

Returns: 0

See Also

SOURce:DATA:TELecom:DSN:FEAC

SOURce:DATA:TELecom:DSN:FEAC:MANual:CODEword

SOURce:DATA:TELecom:DSN:FEAC:MANual:AMOunt

SOURce:DATA:TELecom:DSN:FEAC:MANual:INJect

40/100/400G Advanced - Lanes Mapping & Skew

:SENSe:DATA:TELecom:OTN:OTL:RX?

Description

This query returns the value of the received bits which depends on the selected link layer.

At *RST condition, this value is set to device-dependent.

Navigation Path: OTN BERT Test > Functions > 40G Advanced > Lanes Mapping & Skew > Manual Skew RX

Syntax

:SENSe:DATA:TELecom:OTN:OTL:RX? <wsp><Physical Lane>, <Link Layer Type>

Parameter(s)

Physical Lane:

The program data syntax for the first parameter is defined as a <DECIMAL NUMERIC PROGRAM DATA> element.

Selects the physical lane skew. The range for the physical lane is from 0 to 19.

Link Layer Type:

The program data syntax for the second parameter is defined as a <CHARACTER PROGRAM DATA> element.

Selects the Link Layer Type.

SKEW: SKEW

LOGicallane: Logicallane

Response Syntax

<Llayer>

Response(s)

Llayer:

The response data syntax for the first parameter is defined as a <NR1 NUMERIC RESPONSE DATA> element.

Returns the link layer virtual to physical lane skew for the receiver.

Example(s)

SENS:DATA:TEL:OTN:OTL:RX? 1, SKEW

See Also

SOURce:DATA:TELecom:OTN:OTL:TX?

:SOURce:DATA:TELecom:ETHernet:LLAYer:MAPPing:DEFault

Description	This command injects the default mapping for the link layer. This command is an event and is not associated with an *RST condition or a query form. Navigation Path: Functions > 40/100/400G Advanced > Lanes Mapping & Skew > Default Mapping (dropdown)
Syntax	:SOURce:DATA:TELecom:ETHernet:LLAYer:MAPPing:DEFault
Response Syntax	<Llayer>
Example(s)	SOUR:DATA:TEL:ETH:LLAY:MAPP:DEF
See Also	SOURce:DATA:TELecom:ETHernet:LLAYer:MAPPing:MANual

:SOURce:DATA:TELecom:ETHernet:LLAYer:MAPPing:MANUal

Description	This command selects the Manual Mapping mode for the link layer. This command is an event and is not associated with an *RST condition or a query form. Navigation Path: Functions > 40/100/400G Advanced > Lanes Mapping & Skew > Manual Mapping (dropdown)
Syntax	:SOURce:DATA:TELecom:ETHernet:LLAYer:MAPPing:MANUal
Response Syntax	<Llayer>
Example(s)	SOUR:DATA:TEL:ETH:LLAY:MAPP:MAN
See Also	SOURce:DATA:TELecom:ETHernet:LLAYer:MAPPing:RANDom

:SOURce:DATA:TELecom:ETHernet:LLAYer:MAPPing:RANDom

Description	This command injects the random mapping for the link layer. This command is an event and is not associated with an *RST condition or a query form. Navigation Path: Functions > 40/100/400G Advanced > Lanes Mapping & Skew > Random Mapping (dropdown)
Syntax	:SOURce:DATA:TELecom:ETHernet:LLAYer:MAPPing:RANDom
Response Syntax	<Llayer>
Example(s)	SOUR:DATA:TEL:ETH:LLAY:MAPP:RAND
See Also	SOURce:DATA:TELecom:ETHernet:LLAYer:MAPPing:DEFault

:SOURce:DATA:TELecom:ETHernet:LLAYer:SKEW:RESet

Description	This command resets the SKEW (Bit Time) for the link layer. This command is an event and is not associated with an *RST condition or a query form. Navigation Path: Functions > 40/100/400G Advanced > Lanes Mapping & Skew > Reset Skew (dropdown)
Syntax	:SOURce:DATA:TELecom:ETHernet:LLAYer:SKEW:RESet
Response Syntax	<Llayer>
Example(s)	SOUR:DATA:TEL:ETH:LLAY:SKEW:RES
See Also	SOURce:DATA:TELecom:ETHernet:LLAYer:MAPPing:DEFault

:SOURce:DATA:TELecom:OTN:OTL:MAPPing:DEFault

Description	This command injects the default mapping for the link layer. At *RST condition, this value is set to Default Mapping. Navigation Path: Functions > 40/100/400G Advanced > Lanes Mapping & Skew > Mapping
Syntax	:SOURce:DATA:TELecom:OTN:OTL:MAPPing:DEFault
Response Syntax	<Llayer>
Example(s)	SOUR:DATA:TEL:OTN:OTL:MAPP:DEF
See Also	SOURce:DATA:TELecom:OTN:OTL:MAPPing:RANDom

:SOURce:DATA:TELecom:OTN:OTL:MAPPing:MANual

Description	This command selects the Manual Mapping mode for link layer. At *RST condition, this value is set to Default Mapping. Navigation Path: Functions > 40/100/400G Advanced > Lanes Mapping & Skew > Mapping
Syntax	:SOURce:DATA:TELecom:OTN:OTL:MAPPing:MANual
Response Syntax	<Llayer>
Example(s)	SOUR:DATA:TEL:OTN:OTL:MAPP:MAN
See Also	SOURce:DATA:TELecom:OTN:OTL:MAPPing:RANDom

:SOURce:DATA:TELecom:OTN:OTL:MAPPing:RANDom

Description	This command injects the random mapping for the link layer. At *RST condition, this value is set to Default Mapping. Navigation Path: Functions > 40/100/400G Advanced > Lanes Mapping & Skew > Mapping
Syntax	:SOURce:DATA:TELecom:OTN:OTL:MAPPing:RANDom
Response Syntax	<Llayer>
Example(s)	SOUR:DATA:TEL:OTN:OTL:MAPP:RAND
See Also	SOURce:DATA:TELecom:OTN:OTL:MAPPing:MANual

:SOURce:DATA:TELecom:OTN:OTL:SKEW:RESet

Description	This command resets the SKEW (Bit Time) for the link layer. At *RST condition, this value is set to Reset Skew. Navigation Path: Functions > 40/100/400G Advanced > Lanes Mapping & Skew > Reset Skew (dropdown)
Syntax	:SOURce:DATA:TELecom:OTN:OTL:SKEW:RESet
Response Syntax	<Llayer>
Example(s)	SOUR:DATA:TEL:OTN:OTL:SKEW:RES
See Also	SOURce:DATA:TELecom:OTN:OTL:THReshold:DEFault

:SOURce:DATA:TELecom:OTN:OTL:THReshold

Description

This command sets the OTL Threshold Value.

At *RST condition, this value is set to device-dependent.

Navigation Path: OTN BERT Test > Functions > 40G Advanced > Lanes Mapping & Skew > Skew Alarms Threshold

Syntax

:SOURce:DATA:TELecom:OTN:OTL:THReshold <wsp><Threshold>

Parameter(s)

Threshold:

The program data syntax for the first parameter is defined as a <DECIMAL NUMERIC PROGRAM DATA> element.

Sets Skew Threshold.

MAXimum: Biggest supported value

MINimum: Smallest supported value

Response Syntax

<Llayer>

Example(s)

SOUR:DATA:TEL:OTN:OTL:THR 20

See Also

SOURce:DATA:TELecom:ETHernet:ALARm:THReshold

SOURce:DATA:TELecom:ETHernet:ALARm:THReshold?

:SOURce:DATA:TELecom:OTN:OTL:THReshold:DEFault

Description	This command resets the OTL Threshold Value to its default value. This command is an event and is not associated with an *RST condition or a query form. Navigation Path: OTN BERT Test > Functions > 40G Advanced > Lanes Mapping & Skew > Skew Alarms Threshold Default
Syntax	:SOURce:DATA:TELecom:OTN:OTL:THReshold:DEFault
Response Syntax	<Llayer>
Example(s)	SOUR:DATA:TEL:OTN:OTL:THR:DEF
See Also	SOURce:DATA:TELecom:OTN:OTL:SKEW:RESet

:SOURce:DATA:TELecom:OTN:OTL:THReshold?

Description

This query returns the Alarm Threshold Value for TX.

At *RST condition, this value is set to device-dependent.

Navigation Path: OTN BERT Test > Functions > 40G Advanced > Lanes Mapping & Skew > Skew Alarms Threshold

Syntax

:SOURce:DATA:TELecom:OTN:OTL:THReshold?[<wsp><Threshold>]

Parameter(s)

Threshold:

The program data syntax for the first parameter is defined as a <CHARACTER PROGRAM DATA> element.

Sets Skew Threshold.

MAXimum: Biggest supported value

MINimum: Smallest supported value

Response Syntax

<Skew Alarm Thershold>

Response(s)

Skew Alarm Thershold:

The response data syntax for the first parameter is defined as a <NR1 NUMERIC RESPONSE DATA> element.

Returns the Skew Threshold.

MAXimum, indicates maximum as the Skew Threshold.

MINimum, indicates minimum as the Skew Threshold.

Example(s)

SOUR:DATA:TEL:OTN:OTL:THR 20

SOUR:DATA:TEL:OTN:OTL:THR?

Returns: 20

See Also

SOURce:DATA:TELecom:ETHernet:ALARm:THReshold

SOURce:DATA:TELecom:ETHernet:ALARm:THReshold?

40/100/400G Advanced - CFP4/CFP8/QSFP Control

:SENSe:DATA:TELecom:CFP:TX:STATus?

Description

This query returns the CFP TX status.

At *RST condition, this value is set to device-dependent.

Navigation Path: Functions > 40/100/400G Advanced > CFP Control > CFP TX Status

Syntax

:SENSe:DATA:TELecom:CFP:TX:STATus? <wsp><Lane>

Parameter(s)

Lane:

The program data syntax for the first parameter is defined as a <DECIMAL NUMERIC PROGRAM DATA> element.

Selects the lane number.

Response Syntax

<Status>

Response(s)

Status:

The response data syntax for the first parameter is defined as a <CHARACTER RESPONSE DATA> element.

Returns the status of the CFP TX pins.

INLOC, indicates the optical lane is in LOC.

NOTINLOC, indicates the optical lane is not in LOC.

Example(s)

SENS:DATA:TEL:CFP:TX:STAT? 1

See Also

SOURce:DATA:TELecom:CFP:STATus?

:SOURce:DATA:TELecom:CFP:CPWR?

Description	This query returns the Connector Power classes. At *RST condition, this value is set to setup-dependent. Navigation Path: Functions > 40/100/400G Advanced > CFP Control > Connector Power Class
Syntax	:SOURce:DATA:TELecom:CFP:CPWR?
Response Syntax	<Class>
Response(s)	**Class**: The response data syntax for the first parameter is defined as a <CHARACTER RESPONSE DATA> element. This query returns the Connector Power Class. 4_5W, 4.5W is selected as Connector Power Class for CFP4. 3W, 3W is selected as Connector Power Class for CFP4. 8W, 8W is selected as Connector Power Class for CFP4.
Example(s)	SOUR:DATA:TEL:CFP:CPWR?
See Also	SOURce:DATA:TELecom:CFP:CPWR?

:SOURce:DATA:TELecom:CFP:CSETting

Description

This command enables/disables Control settings for TX & RX IC RST, TX Disable, Module Low Power Mode, Module Reset, CFP Power Shutdown.

At *RST condition, this value is set to OFF.

Navigation Path: Functions > 40/100/400G Advanced > CFP Control > CFP Control Pins

Syntax

:SOURce:DATA:TELecom:CFP:CSETting <wsp><State>, <Set>

Parameter(s)

State:

The program data syntax for the first parameter is defined as a <CHARACTER PROGRAM DATA> element.

Selects the Control settings.

TXRXRst: TX & RX IC RST.

TXDis: TX Disable.

MOLopwn: Module Low Power Mode.

MODrst: Module Reset.

CFPshutdown: CFP Power Shutdown.

Set:

The program data syntax for the second parameter is defined as a <BOOLEAN RESPONSE DATA> element.

enables/disables the selected control settings.

ON, enables the selected control settings.

OFF, disables the selected control settings.

Response Syntax

<Class>

Example(s)

SOUR:DATA:TEL:CFP:CSET CFP,ON

SOUR:DATA:TEL:CFP:CSET? CFP

Returns: 1

See Also

SOURce:DATA:TELecom:CFP:STATus?

:SOURce:DATA:TELecom:CFP:CSETting?

Description

This query returns the status of Control settings for TX & RX IC RST, TX Disable, Module Low Power Mode, Module Reset, CFP Power Shutdown.

At *RST condition, this value is set to OFF.

Navigation Path: Functions > 40/100/400G Advanced > CFP Control > CFP Control Pins

Syntax

:SOURce:DATA:TELecom:CFP:CSETting? <wsp><State>

Parameter(s)

State:

The program data syntax for the first parameter is defined as a <CHARACTER PROGRAM DATA> element.

Selects the Control settings.

TXRXRst: TX & RX IC RST.

TXDis: TX Disable.

MOLopwn: Module Low Power Mode.

MODrst: Module Reset.

CFPshutdown: CFP Power Shutdown.

Response Syntax

<Set>

Response(s)

Set:

The response data syntax for the first parameter is defined as a <BOOLEAN RESPONSE DATA> element.

Returns the state of selected control settings.

TXRXRST, indicates the TX & RX IC RST.

TXDIs, indicates the TX Disable.

MOLopwn, indicates Module Low Power Mode.

MODRst, indicates Module Reset.

CFPShutdown, indicates CFP Power Shutdown.

Example(s)

SOUR:DATA:TEL:CFP:CSET CFP,ON

SOUR:DATA:TEL:CFP:CSET? CFP

Returns: 1

See Also

SOURce:DATA:TELecom:CFP:STATus?

:SOURce:DATA:TELecom:CFP:RCLock

Description

This command selects the reference clock value.

At *RST condition, this value is set to setup-dependent.

Navigation Path: Functions > 40/100/400G Advanced > CFP Control > CFP Reference Clock

Syntax

:SOURce:DATA:TELecom:CFP:RCLock <wsp><Clock>

Parameter(s)

Clock:

The program data syntax for the first parameter is defined as a <DECIMAL NUMERIC PROGRAM DATA> element.

Sets the reference clock value.

Response Syntax

<Set>

Example(s)

SOUR:DATA:TEL:CFP:RCL 161.1328

See Also

SOURce:DATA:TELecom:CFP:RCLock?

:SOURce:DATA:TELecom:CFP:RCLock?

Description	This query returns the reference clock value. At *RST condition, this value is set to setup-dependent. Navigation Path: Functions > 40/100/400G Advanced > CFP Control > CFP Reference Clock
Syntax	:SOURce:DATA:TELecom:CFP:RCLock?
Response Syntax	<clockValue>
Response(s)	**clockValue**: The response data syntax for the first parameter is defined as a <NR2 NUMERIC RESPONSE DATA> element. This query returns the reference clock value.
Example(s)	SOUR:DATA:TEL:CFP:RCL?
See Also	SOURce:DATA:TELecom:CFP:RCLock

:SOURce:DATA:TELecom:CFP:STATus?

Description

This query returns the status of the CFP status pins.

At *RST condition, this value is set to device-dependent.

Navigation Path: Functions > 40/100/400G Advanced > CFP Control > CFP Status Pins

Syntax

:SOURce:DATA:TELecom:CFP:STATus? <wsp><State>

Parameter(s)

State:

The program data syntax for the first parameter is defined as a <CHARACTER PROGRAM DATA> element.

Returns the status of CFP Status Pins.

HPDstate: HI Power On.

NREady: Module Ready.

MFAult: Module Fault.

MABsent: Module Absent.

RXLoss: RX Loss of Signal.

AACtive: Global Alarm.

Response Syntax

<Status>

:SOURce:DATA:TELecom:CFP:STATus?

Response(s)

Status:

The response data syntax for the first parameter is defined as a <CHARACTER RESPONSE DATA> element.

Returns the status of the CFP Status Pins.

UP, indicates the HI power ON.

DOWN, indicates the HI power OFF.

READY, indicates the Module is ready.

NOTREADY, indicates the Module is not ready.

NFAULT, indicates the Module is not faulty.

FAULT, indicates the Module is faulty.

PRESENT, indicates the CFP Status Pins is present.

ABSENT, indicates the CFP Status Pins is absent.

OK, indicates the signal is OK.

RXLOSS, indicates the loss of signal.

ALARM, indicates the global alarm is present.

NOALARM, indicates the global alarm is absent.

Example(s)

SOUR:DATA:TEL:CFP:STAT? HPD

See Also

SOURce:DATA:TELecom:CFP:CPRating

SOURce:DATA:TELecom:CFP:CPRating?

:SOURce:DATA:TELecom:MDIO:ADDRess

Description

This command sets the address for MDIO/I2C.

At *RST condition, this value is set to 0000.

Navigation Path: Functions > <rate> Advanced > CFP/QSFP Control > MDIO/I2C Access Interface

Syntax

:SOURce:DATA:TELecom:MDIO:ADDRess <wsp><Address>

Parameter(s)

Address:

The program data syntax for the first parameter is defined as a <NONDECIMAL NUMERIC PROGRAM DATA> element.

Sets the MDIO/I2C address.

Response Syntax

<Status>

Example(s)

SOUR:DATA:TEL:MDIO:ADDR #H0005

SOUR:DATA:TEL:MDIO:ADDR?

Returns: 5

See Also

SOURce:DATA:TELecom:MDIO:DATA

SOURce:DATA:TELecom:MDIO:DATA?

:SOURce:DATA:TELecom:MDIO:ADDRess?

Description	This query returns the address for MDIO/I2C. At *RST condition, this value is set to 0000. Navigation Path: Functions > <rate> Advanced > CFP/QSFP Control > MDIO/I2C Access Interface
Syntax	:SOURce:DATA:TELecom:MDIO:ADDRess?
Response Syntax	<Address>
Response(s)	**Address**: The response data syntax for the first parameter is defined as a <NR2 NUMERIC RESPONSE DATA> element. Returns the MDIO/I2C address.
Example(s)	SOUR:DATA:TEL:MDIO:ADDR #H0005 SOUR:DATA:TEL:MDIO:ADDR? Returns: 5
See Also	SOURce:DATA:TELecom:MDIO:DATA SOURce:DATA:TELecom:MDIO:DATA?

:SOURce:DATA:TELecom:MDIO:DATA

Description

This command sets the data for MDIO/I2C.

At *RST condition, this value is set to 0000.

Navigation Path: Functions > <rate> Advanced > CFP/QSFP Control > MDIO/I2C Access Interface

Syntax

:SOURce:DATA:TELecom:MDIO:DATA <wsp><Data>

Parameter(s)

Data:

The program data syntax for the first parameter is defined as a <NONDECIMAL NUMERIC PROGRAM DATA> element.

Sets the data for MDIO/I2C.

Response Syntax

<Address>

Example(s)

SOUR:DATA:TEL:MDIO:DATA #H0005

SOUR:DATA:TEL:MDIO:DATA?

Returns: 5

See Also

SOURce:DATA:TELecom:MDIO:ADDRess

SOURce:DATA:TELecom:MDIO:ADDRess?

:SOURce:DATA:TELecom:MDIO:DATA?

Description	This query returns the data for MDIO/I2C . At *RST condition, this value is set to 0000. Navigation Path: Functions > <rate> Advanced > CFP/QSFP Control > MDIO/I2C Access Interface
Syntax	:SOURce:DATA:TELecom:MDIO:DATA?
Response Syntax	<Data>
Response(s)	**Data**: The response data syntax for the first parameter is defined as a <NR2 NUMERIC RESPONSE DATA> element. Returns the data for MDIO/I2C.
Example(s)	SOUR:DATA:TEL:MDIO:DATA #H0005 SOUR:DATA:TEL:MDIO:DATA? Returns: 5
See Also	SOURce:DATA:TELecom:MDIO:ADDRess SOURce:DATA:TELecom:MDIO:ADDRess?

:SOURce:DATA:TELecom:MDIO:END:ADDRess

Description

This command sets the end address for MDIO/I2C .

At *RST condition, this value is set to 0000.

Navigation Path: Functions > <rate> Advanced > CFP/QSFP Control > MDIO/I2C Access Interface

Syntax

:SOURce:DATA:TELecom:MDIO:END:ADDRess[<wsp><EndAddress>]

Parameter(s)

EndAddress:

The program data syntax for the first parameter is defined as a <NONDECIMAL NUMERIC PROGRAM DATA> element.

Sets the MDIO/I2C end address.

Response Syntax

<Data>

Example(s)

SOUR:DATA:TEL:MDIO:END:ADDR #H0005

SOUR:DATA:TEL:MDIO:END:ADDR?

Returns: 5

See Also

SOURce:DATA:TELecom:MDIO:STARt:ADDRess

SOURce:DATA:TELecom:MDIO:STARt:ADDRess?

:SOURce:DATA:TELecom:MDIO:END:ADDRess?

Description

This query returns the end address for MDIO/I2C .

At *RST condition, this value is set to 0000.

Navigation Path: Functions > <rate> Advanced > CFP/QSFP Control > MDIO/I2C Access Interface

Syntax

:SOURce:DATA:TELecom:MDIO:END:ADDRess?

Response Syntax

<EndAddress>

Response(s)

EndAddress:

The response data syntax for the first parameter is defined as a <NR2 NUMERIC RESPONSE DATA> element.

Returns the MDIO/I2C end address.

Example(s)

SOUR:DATA:TEL:MDIO:END:ADDR #H0005

SOUR:DATA:TEL:MDIO:END:ADDR?

Returns: 5

See Also

SOURce:DATA:TELecom:MDIO:STARt:ADDRess

SOURce:DATA:TELecom:MDIO:STARt:ADDRess?

:SOURce:DATA:TELecom:MDIO:PGSelect

Description

This command sets the Page Select value of the QSFP I2C Access Interface.

At *RST condition, this value is set to 0000.

Navigation Path: Functions > <rate> Advanced > QSFP Control > MDIO Access Interface > Bulk Read > MDIO Access

Syntax

:SOURce:DATA:TELecom:MDIO:PGSelect <wsp><Page Select>

Parameter(s)

Page Select:

The program data syntax for the first parameter is defined as a <NONDECIMAL NUMERIC PROGRAM DATA> element.

Set Page Selected

Response Syntax

<EndAddress>

Example(s)

SOUR:DATA:TEL:MDIO:PGS 2

SOUR:DATA:TEL:MDIO:PGS?

Returns 2

See Also

SOURce:DATA:TELecom:MDIO:PGSelect?

:SOURce:DATA:TELecom:MDIO:PGSelect?

Description	This query returns the Page Select value of the QSFP I2C Access Interface. At *RST condition, this value is set to 0000. Navigation Path: Functions > <rate> Advanced > QSFP Control > MDIO Access Interface
Syntax	:SOURce:DATA:TELecom:MDIO:PGSelect?
Response Syntax	<Page Select>
Response(s)	**Page Select**: The response data syntax for the first parameter is defined as a <NR1 NUMERIC RESPONSE DATA> element. Returns the Page Selected.
Example(s)	SOUR:DATA:TEL:MDIO:PGS 2 SOUR:DATA:TEL:MDIO:PGS? Returns 2
See Also	SOURce:DATA:TELecom:MDIO:PGSelect

:SOURce:DATA:TELecom:MDIO:READ

Description	This command reads the MDIO/I2C values. This command is an event and is not associated with an *RST condition or a query form. Navigation Path: Functions > <rate> Advanced > CFP/QSFP Control > MDIO/I2C Access Interface
Syntax	:SOURce:DATA:TELecom:MDIO:READ
Response Syntax	<Page Select>
Example(s)	SOUR:DATA:TEL:MDIO:READ
See Also	SOURce:DATA:TELecom:MDIO:WRITe

:SOURce:DATA:TELecom:MDIO:STARt:ADDRess

Description

This command sets the start address for MDIO/I2C .

At *RST condition, this value is set to 0000.

Navigation Path: Functions > <rate> Advanced > CFP/QSFP Control > MDIO/I2C Access Interface

Syntax

:SOURce:DATA:TELecom:MDIO:STARt:ADDRess[<wsp><StartAddress>]

Parameter(s)

StartAddress:

The program data syntax for the first parameter is defined as a <NONDECIMAL NUMERIC PROGRAM DATA> element.

Sets the MDIO/I2C start address.

Response Syntax

<Page Select>

Example(s)

SOUR:DATA:TEL:MDIO:STAR:ADDR #H0005

SOUR:DATA:TEL:MDIO:STAR:ADDR?

Returns: 5

See Also

SOURce:DATA:TELecom:MDIO:END:ADDRess

SOURce:DATA:TELecom:MDIO:END:ADDRess?

:SOURce:DATA:TELecom:MDIO:STARt:ADDRess?

Description

This query returns the start address for MDIO/I2C.

At *RST condition, this value is set to 0000.

Navigation Path: Functions > <rate> Advanced > CFP/QSFP Control > MDIO/I2C Access Interface

Syntax

:SOURce:DATA:TELecom:MDIO:STARt:ADDRess?

Response Syntax

<StartAddress>

Response(s)

StartAddress:

The response data syntax for the first parameter is defined as a <NR2 NUMERIC RESPONSE DATA> element.

Returns the MDIO/I2C start address.

Example(s)

SOUR:DATA:TEL:MDIO:STAR:ADDR #H0005

SOUR:DATA:TEL:MDIO:STAR:ADDR?

Returns: 5

See Also

SOURce:DATA:TELecom:MDIO:END:ADDRess

SOURce:DATA:TELecom:MDIO:END:ADDRess?

:SOURce:DATA:TELecom:MDIO:WRITe

Description	This command writes the MDIO/I2C values. This command is an event and is not associated with an *RST condition or a query form. Navigation Path: Functions > <rate> Advanced > CFP/QSFP Control > MDIO/I2C Access Interface
Syntax	:SOURce:DATA:TELecom:MDIO:WRITe
Response Syntax	<StartAddress>
Example(s)	SOUR:DATA:TEL:MDIO:WRIT
See Also	SOURce:DATA:TELecom:MDIO:READ

:SOURce:DATA:TELecom:OSFP:CPWR?

Description

This query returns the OSFP Power Class.

At *RST condition, this value is set to 8W.

Navigation Path: Functions > 400G Advanced > OSFP Control > OSFP Power Class

Syntax

:SOURce:DATA:TELecom:OSFP:CPWR?

Response Syntax

<Power class>

Response(s)

Power class:

The response data syntax for the first parameter is defined as a <CHARACTER RESPONSE DATA> element.

This query returns the OSFP Power Class.

1.5W,1.5W is selected as Connector Power class for OSFP .

2W, 2W is selected as Connector Power class for OSFP .

2.5W, 2.5W is selected as Connector Power class for OSFP .

3.5W, 3.5W is selected as Connector Power class for OSFP .

4W, 4W is selected as Connector Power class for OSFP .

4.5W, 4.5W is selected as Connector Power class for OSFP .

5W, 5W is selected as Connector Power class for OSFP .

Example(s)

SOUR:DATA:TEL:OSFP:CPWR?

See Also

SOURce:DATA:TELecom:QSFP:CPWR?

:SOURce:DATA:TELecom:OSFP:CSETting

Description

This query returns the status of Control Pin settings for Module Low Power Mode, Module Reset, OSFP Power Shutdown.

At *RST condition, this value is set to OFF.

Navigation Path: Functions > 400G Advanced > OSFP Control > OSFP Control Pins

Syntax

:SOURce:DATA:TELecom:OSFP:CSETting <wsp><State>, <Status>

Parameter(s)

State:

The program data syntax for the first parameter is defined as a <CHARACTER PROGRAM DATA> element.

Selects the Control settings.

MOLopwn: Module Low Power Mode.

MODrst: Module Reset.

OSFPshutdown: OSFP Power Shutdown.

Status:

The program data syntax for the second parameter is defined as a <CHARACTER PROGRAM DATA> element.

Enables/disables:

ON: Enables

OFF: Disables

Response Syntax

<Power class>

Example(s)

SOUR:DATA:TEL:OSFP:CSET OSFP,ON

SOUR:DATA:TEL:OSFP:CSET? OSFP

Returns: 1

See Also

SOURce:DATA:TELecom:OSFP:STATus?

:SOURce:DATA:TELecom:OSFP:CSETting?

Description

This query returns the status of Control Pin settings for Module Low Power Mode, Module Reset, OSFP Power Shutdown.

At *RST condition, this value is set to OFF.

Navigation Path: Functions > 400G Advanced > OSFP Control > OSFP Control Pins

Syntax

:SOURce:DATA:TELecom:OSFP:CSETting? <wsp><State>

Parameter(s)

State:

The program data syntax for the first parameter is defined as a <CHARACTER PROGRAM DATA> element.

Selects the Control settings.

MOLopwn: Module Low Power Mode.

MODrst: Module Reset.

OSFPshutdown: OSFP Power Shutdown.

Response Syntax

<Set>

Response(s)

Set:

The response data syntax for the first parameter is defined as a <BOOLEAN RESPONSE DATA> element.

Returns the state of selected control settings.

MOLopwn, indicates Module Low Power Mode.

MODRst, indicates Module Reset.

OSFPshutdown, indicates OSFP Power Shutdown.

Example(s)

SOUR:DATA:TEL:OSFP:CSET OSFP,ON

SOUR:DATA:TEL:OSFP:CSET? OSFP

Returns: 1

See Also

SOURce:DATA:TELecom:OSFP:STATus?

:SOURce:DATA:TELecom:OSFP:STATus?

Description

This query returns the status of the OSFP status pins.

At *RST condition, this value is set to device-dependent.

Navigation Path: Functions > 400G Advanced > OSFP Control > OSFP Status Pins

Syntax

:SOURce:DATA:TELecom:OSFP:STATus? <wsp><State>

Parameter(s)

State:

The program data syntax for the first parameter is defined as a <CHARACTER PROGRAM DATA> element.

Returns the status of OSFP Status Pins.

MABsent: Module Absent.

Response Syntax

<Status>

Response(s)

Status:

The response data syntax for the first parameter is defined as a <CHARACTER RESPONSE DATA> element.

Returns the status of the OSFP Status Pins.

PRESENT, indicates the OSFP Status Pins is present.

ABSENT, indicates the OSFP Status Pins is absent.

Example(s)

SOUR:DATA:TEL:OSFP:STAT? MAB

See Also

SOURce:DATA:TELecom:OSFP:STATus?

:SOURce:DATA:TELecom:QSFP:CPWR?

Description

This query returns the QSFP Power Class.

At *RST condition, this value is set to 8W.

Navigation Path: Functions > <rate> Advanced > QSFP Control > QSFP Power Class

Syntax

:SOURce:DATA:TELecom:QSFP:CPWR?

Response Syntax

<Power class>

Response(s)

Power class:

The response data syntax for the first parameter is defined as a <CHARACTER RESPONSE DATA> element.

This query returns the QSFP Power Class.

1.5W,1.5W is selected as Connector Power class for QSFP.

2W, 2W is selected as Connector Power class for QSFP.

2.5W, 2.5W is selected as Connector Power class for QSFP.

3.5W, 3.5W is selected as Connector Power class for QSFP.

4W, 4W is selected as Connector Power class for QSFP.

4.5W, 4.5W is selected as Connector Power class for QSFP.

5W, 5W is selected as Connector Power class for QSFP.

Example(s)

SOUR:DATA:TEL:QSFP:CPWR?

See Also

SOURce:DATA:TELecom:QSFP:CPWR?

:SOURce:DATA:TELecom:QSFP:CSETting

Description

This command enables/disables Control Pins for Module Low Power Mode, Module Reset, QSFP Power Shutdown.

At *RST condition, this value is set to OFF.

Navigation Path: Functions > <rate> Advanced > QSFP Control > QSFP Control Pins

Syntax

:SOURce:DATA:TELecom:QSFP:CSETting <wsp><State>, <Status>

Parameter(s)

State:

The program data syntax for the first parameter is defined as a <CHARACTER PROGRAM DATA> element.

Selects the Control settings.

MOLopwn: Module Low Power Mode.

MODrst: Module Reset.

QSFPshutdown: QSFP Power Shutdown.

Status:

The program data syntax for the second parameter is defined as a <BOOLEAN RESPONSE DATA> element.

Enables/disables:

ON: Enables

OFF: Disables

Response Syntax

<Power class>

Example(s)

SOUR:DATA:TEL:QSFP:CSET QSFP,ON

SOUR:DATA:TEL:QSFP:CSET? QSFP

Returns: 1

See Also

SOURce:DATA:TELecom:QSFP:STATus?

:SOURce:DATA:TELecom:QSFP:CSETting?

Description

This query returns the status of Control Pin settings for Module Low Power Mode, Module Reset, QSFP Power Shutdown.

At *RST condition, this value is set to OFF.

Navigation Path: Functions > <rate> Advanced > QSFP Control > QSFP Control Pins

Syntax

:SOURce:DATA:TELecom:QSFP:CSETting? <wsp><State>

Parameter(s)

State:

The program data syntax for the first parameter is defined as a <CHARACTER PROGRAM DATA> element.

Selects the Control settings.

MOLopwn: Module Low Power Mode.

MODrst: Module Reset.

QSFPshutdown: QSFP Power Shutdown.

Response Syntax

<Set>

Response(s)

Set:

The response data syntax for the first parameter is defined as a <BOOLEAN RESPONSE DATA> element.

Returns the state of selected control settings.

MOLopwn, indicates Module Low Power Mode.

MODRst, indicates Module Reset.

QSFPshutdown, indicates QSFP Power Shutdown.

Example(s)

SOUR:DATA:TEL:QSFP:CSET QSFP,ON

SOUR:DATA:TEL:QSFP:CSET? QSFP

Returns: 1

See Also

SOURce:DATA:TELecom:QSFP:STATus?

:SOURce:DATA:TELecom:QSFP:STATus?

Description

This query returns the status of the QSFP status pins.

At *RST condition, this value is set to device-dependent.

Navigation Path: Functions > <rate> Advanced > QSFP Control > QSFP Status Pins

Syntax

:SOURce:DATA:TELecom:QSFP:STATus? <wsp><State>

Parameter(s)

State:

The program data syntax for the first parameter is defined as a <CHARACTER PROGRAM DATA> element.

Returns the status of QSFP Status Pins.

MABsent: Module Absent.

Response Syntax

<Status>

Response(s)

Status:

The response data syntax for the first parameter is defined as a <CHARACTER RESPONSE DATA> element.

Returns the status of the QSFP Status Pins.

PRESENT, indicates the QSFP Status Pins is present.

ABSENT, indicates the QSFP Status Pins is absent.

Example(s)

SOUR:DATA:TEL:QSFP:STAT? MAB

See Also

SOURce:DATA:TELecom:QSFP:STATus?

Default/Random/Manual Mapping

:SENSe:DATA:TELecom:ETHernet:LLAyer:RX?

Description

This query returns the RX Lane.

At *RST condition, this value is set to 0.

Navigation Path: Functions > 40/100/400G Advanced > Lanes Mapping & Skew > Manual Skew TX

Syntax

:SENSe:DATA:TELecom:ETHernet:LLAyer:RX? <wsp><Physical Lane>, <Link Layer Type>

Parameter(s)

Physical Lane:

The program data syntax for the first parameter is defined as a <DECIMAL NUMERIC PROGRAM DATA> element.

Selects the physical lane skew. The range for the physical lane is from 0 to 19.

The Lane number used for the skew is a logical lane number. The Lane number used for PCS is a physical lane number.

Link Layer Type:

The program data syntax for the second parameter is defined as a <CHARACTER PROGRAM DATA> element.

Selects the Link Layer Type.

SKEW: SKEW

PCS: PCS

Response Syntax

<Llayer>

Response(s)

Llayer:

The response data syntax for the first parameter is defined as a <NR1 NUMERIC RESPONSE DATA> element.

Returns the link layer virtual to physical lane skew for the receiver.

Example(s)

SENS:DATA:TEL:ETH:LLAY:RX? 8,PCS

See Also

SENSe:DATA:TELecom:ETHernet:WIS:TRACe?

:SOURce:DATA:TELecom:ETHernet:LLAYer:SKEW:ALLLane

Description

This command sets the applied change(s) to all PCS/Logical Lane at once.

At *RST condition, this value is set to OFF.

Navigation Path: Functions > 40/100/400G Advanced > Lanes Mapping & Skew > Manual Skew TX > All Lanes

Syntax

:SOURce:DATA:TELecom:ETHernet:LLAYer:SKEW:ALLLane <wsp><Status>

Parameter(s)

Status:

The program data syntax for the first parameter is defined as a <BOOLEAN PROGRAM DATA> element.

Selects All lanes.

ON, enables All lanes.

OFF, disables All lanes.

Response Syntax

<Llayer>

Example(s)

SOUR:DATA:TEL:ETH:LLAY:SKEW:ALLL OFF

SOUR:DATA:TEL:ETH:LLAY:SKEW:ALLL?

Returns: 0

See Also

SOURce:DATA:TELecom:ETHernet:LLAYer:SKEW:ALLLane:TX

:SOURce:DATA:TELecom:ETHernet:LLAYer:SKEW:ALLLane:TX

Description

This command sets the value for all PCS/Logical Lane when the All Lanes check box is selected.

At *RST condition, this value is set to device-dependent.

Navigation Path: Functions > 40/100/400G Advanced > Lanes Mapping & Skew > Manual Skew TX > All

Syntax

:SOURce:DATA:TELecom:ETHernet:LLAYer:SKEW:ALLLane:TX <wsp><SKEW>

Parameter(s)

SKEW:

The program data syntax for the first parameter is defined as a <DECIMAL NUMERIC PROGRAM DATA> element.

Sets the skew for all.

Response Syntax

<Llayer>

Example(s)

SOUR:DATA:TEL:ETH:LLAY:SKEW:ALLL:TX 50

SOUR:DATA:TEL:ETH:LLAY:SKEW:ALLL:TX?

Returns: 50

See Also

SOURce:DATA:TELecom:ETHernet:LLAYer:SKEW:ALLLane

:SOURce:DATA:TELecom:ETHernet:LLAYer:SKEW:ALLLane:TX?

Description

This query returns the value for all PCS/Logical Lane when the All Lanes check box is selected.

At *RST condition, this value is set to device-dependent.

Navigation Path: Functions > 40/100/400G Advanced > Lanes Mapping & Skew > Manual Skew TX > All

Syntax

:SOURce:DATA:TELecom:ETHernet:LLAYer:SKEW:ALLLane:TX?

Response Syntax

<Skew>

Response(s)

Skew:

The response data syntax for the first parameter is defined as a <NR1 NUMERIC RESPONSE DATA> element.

Returns the all lane Skew value.

Example(s)

SOUR:DATA:TEL:ETH:LLAY:SKEW:ALLL:TX 50

SOUR:DATA:TEL:ETH:LLAY:SKEW:ALLL:TX?

Returns: 50

See Also

SOURce:DATA:TELecom:ETHernet:LLAYer:SKEW:ALLLane?

:SOURce:DATA:TELecom:ETHernet:LLAYer:SKEW:ALLLane?

Description

This query returns the status of the applied change(s) to all PCS/Logical Lane.

At *RST condition, this value is set to OFF.

Navigation Path: Functions > 40/100/400G Advanced > Lanes Mapping & Skew > Manual Skew TX > All Lanes

Syntax

:SOURce:DATA:TELecom:ETHernet:LLAYer:SKEW:ALLLane?

Response Syntax

<Status>

Response(s)

Status:

The response data syntax for the first parameter is defined as a <BOOLEAN RESPONSE DATA> element.

Returns the status of All lanes selection.

1, All lane status enabled.

0, All lane status disabled.

Example(s)

SOUR:DATA:TEL:ETH:LLAY:SKEW:ALLL ON

SOUR:DATA:TEL:ETH:LLAY:SKEW:ALLL?

Returns: 1

See Also

SOURce:DATA:TELecom:ETHernet:LLAYer:SKEW:ALLLane:TX

:SOURce:DATA:TELecom:ETHernet:LLAYer:TX

Description

This command sets the TX Lane.

At *RST condition, this value is set to device-dependent.

Navigation Path: Functions > 40/100/400G Advanced > Lanes Mapping & Skew > Manual Mapping

Syntax

:SOURce:DATA:TELecom:ETHernet:LLAYer:TX <wsp><LaneNo>, <Layer Type>, <Skew Value or Lane Marker Number>

Parameter(s)

LaneNo:

The program data syntax for the first parameter is defined as a <DECIMAL NUMERIC PROGRAM DATA> element.

Selects the lane for the selected layer.

The Lane number used for the skew is a logical lane number. The Lane number used for PCS is a physical lane number.

Layer Type:

The program data syntax for the second parameter is defined as a <CHARACTER PROGRAM DATA> element.

Selects the Link Layer Type.

SKEW: SKEW

PCS: PCS

Skew Value or Lane Marker Number:

The program data syntax for the third parameter is defined as a <DECIMAL NUMERIC PROGRAM DATA> element.

- Sets the Lane Marker number in case Link Layer Type equals PCS
- Sets the Skew value in case Link Layer Type equals SKEW :

  DEFault: Default skew value

  MAXimum: Maximum skew value

  MINimum: Minimum skew value

  Numerical skew value

Response Syntax

<Status>

Example(s)

SOUR:DATA:TEL:ETH:LLAY:TX 5,PCS,2

SOUR:DATA:TEL:ETH:LLAY:TX? 5,PCS

Returns: 2

See Also

SOURce:DATA:TELecom:ETHernet:LLAYer:SKEW:ALLLane:TX

:SOURce:DATA:TELecom:ETHernet:LLAYer:TX?

Description

This query returns the TX Lane.

At *RST condition, this value is set to device-dependent.

Navigation Path: Functions > 40/100/400G Advanced > Lanes Mapping & Skew > Manual Mapping

Syntax

:SOURce:DATA:TELecom:ETHernet:LLAYer:TX? <wsp><LaneNo>, <Layer Type>,[<Skew value Token>]

Parameter(s)

LaneNo:

The program data syntax for the first parameter is defined as a <DECIMAL NUMERIC PROGRAM DATA> element.

Selects the lane for the layer.

The Lane number used for the skew is a logical lane number. The Lane number used for PCS is a physical lane number.

Layer Type:

The program data syntax for the second parameter is defined as a <CHARACTER PROGRAM DATA> element.

Selects the Link Layer Type.

SKEW

PCS

Skew value Token:

The program data syntax for the third parameter is defined as a <CHARACTER PROGRAM DATA> element.

- Applicable only when Link Layer Type is SKEW

DEFault: Default skew value

MAXimum: Maximum skew value

MINimum: Minimum skew value

Response Syntax

<Llayer>

:SOURce:DATA:TELecom:ETHernet:LLAYer:TX?

Response(s)

Llayer:

The response data syntax for the first parameter is defined as a <NR1 NUMERIC RESPONSE DATA> element.

- Returns the skew value for the specified lane number if the Link Layer Type is SKEW

- Returns the lane marker number mapped to the specified lane number if the Link Layer Type is PCS.

Example(s)

SOUR:DATA:TEL:ETH:LLAY:TX 5,PCS,2

SOUR:DATA:TEL:ETH:LLAY:TX? 5,PCS

Returns: 2

See Also

SOURce:DATA:TELecom:ETHernet:LLAYer:SKEW:ALLLane 1

Reset/Manual Skew

:SOURce:DATA:TELecom:OTN:OTL:SKEW:ALLLane

Description	This command sets the All Lane. At *RST condition, this value is set to OFF. Navigation Path: Functions > 40/100/400G Advanced > Lanes Mapping & Skew > Manual Skew TX > All Lanes
Syntax	:SOURce:DATA:TELecom:OTN:OTL:SKEW:ALLLane <wsp><Status>
Parameter(s)	**Status**: The program data syntax for the first parameter is defined as a <BOOLEAN PROGRAM DATA> element. Enables/disables: ON: Enables OFF: Disables
Response Syntax	<Set>
Example(s)	SOUR:DATA:TEL:OTN:OTL:SKEW:ALLL 1
See Also	SOURce:DATA:TELecom:OTN:OTL:SKEW:ALLLane:TX SOURce:DATA:TELecom:OTN:OTL:SKEW:ALLLane:TX?

:SOURce:DATA:TELecom:OTN:OTL:SKEW:ALLLane:TX

Description

This command sets the skew value for all lanes for the transmitted link.

At *RST condition, this value is set to 0.

Navigation Path: Functions > 40/100/400G Advanced > Lanes Mapping & Skew > Manual Skew TX > All > Skew Inc/Dec Size

Syntax

:SOURce:DATA:TELecom:OTN:OTL:SKEW:ALLLane:TX <wsp><Skew>

Parameter(s)

Skew:

The program data syntax for the first parameter is defined as a <DECIMAL NUMERIC PROGRAM DATA> element.

Sets the skew for all.

MAXimum: Maximum

MINimum: Minimum

Response Syntax

<Set>

Example(s)

SOUR:DATA:TEL:OTN:OTL:SKEW:ALLL:TX 50

See Also

SOURce:DATA:TELecom:OTN:OTL:SKEW:ALLLane

SOURce:DATA:TELecom:OTN:OTL:SKEW:ALLLane?

:SOURce:DATA:TELecom:OTN:OTL:SKEW:ALLLane:TX?

Description

This query returns the All Lane status for transmitted link.

At *RST condition, this value is set to 0.

Navigation Path: Functions > 40/100/400G Advanced > Lanes Mapping & Skew > Manual Skew TX > All

Syntax

:SOURce:DATA:TELecom:OTN:OTL:SKEW:ALLLane:TX?[<wsp><Skew>]

Parameter(s)

Skew:

The program data syntax for the first parameter is defined as a <CHARACTER PROGRAM DATA> element.

This parameter is optional. If unspecified, the current value is returned.

MAXimum: Maximum

MINimum: Minimum

Response Syntax

<Skew>

Response(s)

Skew:

The response data syntax for the first parameter is defined as a <NR1 NUMERIC RESPONSE DATA> element.

Returns the all lane Skew value.

Example(s)

SOUR:DATA:TEL:OTN:OTL:SKEW:ALLL:TX?

See Also

SOURce:DATA:TELecom:OTN:OTL:SKEW:ALLLane

SOURce:DATA:TELecom:OTN:OTL:SKEW:ALLLane?

:SOURce:DATA:TELecom:OTN:OTL:SKEW:ALLLane?

Description

This query returns the All Lane status.

At *RST condition, this value is set to OFF.

Navigation Path: Functions > 40/100/400G Advanced > Lanes Mapping & Skew > Manual Skew TX > All Lanes

Syntax

:SOURce:DATA:TELecom:OTN:OTL:SKEW:ALLLane?

Response Syntax

<Status>

Response(s)

Status:

The response data syntax for the first parameter is defined as a <BOOLEAN RESPONSE DATA> element.

Returns the status of All lanes selection.

1, returns the all lane status as ON.

0, returns the all lane status as OFF.

Example(s)

SOUR:DATA:TEL:OTN:OTL:SKEW:ALLL ON

SOUR:DATA:TEL:OTN:OTL:SKEW:ALLL?

Returns: 1

See Also

SOURce:DATA:TELecom:OTN:OTL:SKEW:ALLLane:TX

SOURce:DATA:TELecom:OTN:OTL:SKEW:ALLLane:TX?

:SOURce:DATA:TELecom:OTN:OTL:TX

Description

This command sets the value of the transmitted bits which depends on the selected link layer type.

At *RST condition, this value is set to device-dependent.

Navigation Path: OTN BERT Test > Functions > 40G Advanced > Lanes Mapping & Skew > Manual Skew TX

Syntax

:SOURce:DATA:TELecom:OTN:OTL:TX <wsp><LaneNo>, <Link Layer Type>, <TX Value>

Parameter(s)

LaneNo:

The program data syntax for the first parameter is defined as a <DECIMAL NUMERIC PROGRAM DATA> element.

The Lane used for the skew is a logical lane number.

The Lane used for LOG is a physical lane number.

Link Layer Type:

The program data syntax for the second parameter is defined as a <CHARACTER PROGRAM DATA> element.

Selects the Link Layer Type.

SKEW: SKEW

LOGicallane: Logicallane

TX Value:

The program data syntax for the third parameter is defined as a <DECIMAL NUMERIC PROGRAM DATA> element.

Sets the TX value.

MAXimum: Biggest supported value

MINimum: Smallest supported value

Response Syntax

<Status>

Example(s)

SOUR:DATA:TEL:OTN:OTL:TX 3,SKEW,MIN

SOUR:DATA:TEL:OTN:OTL:TX 5,LOG,2

See Also

SENSe:DATA:TELecom:OTN:OTL:RX?

:SOURce:DATA:TELecom:OTN:OTL:TX?

Description

This query returns the value of the transmitted bits which depends on the selected link layer.

At *RST condition, this value is set to device-dependent.

Navigation Path: OTN BERT Test > Functions > 40G Advanced > Lanes Mapping & Skew > Manual Skew TX

Syntax

:SOURce:DATA:TELecom:OTN:OTL:TX? <wsp><LaneNo>, <Link Layer Type>,[<TX Value>]

Parameter(s)

LaneNo:

The program data syntax for the first parameter is defined as a <DECIMAL NUMERIC PROGRAM DATA> element.

The Lane used for the skew is a logical lane number.

The Lane used for LOG is a physical lane number.

Link Layer Type:

The program data syntax for the second parameter is defined as a <CHARACTER PROGRAM DATA> element.

Selects the Link Layer Type.

SKEW: SKEW

LOGicallane: Logicallane

TX Value:

The program data syntax for the third parameter is defined as a <CHARACTER PROGRAM DATA> element.

Sets the TX value.

This parameter is optional. If no token is specified, the current value of transmitted bits is returned.

MAXimum: Biggest supported value

MINimum: Smallest supported value

Response Syntax

<Llayer>

Response(s)

Llayer:

The response data syntax for the first parameter is defined as a <NR1 NUMERIC RESPONSE DATA> element.

Returns the link layer virtual to physical lane skew for the transmitter.

Example(s)

SOUR:DATA:TEL:OTN:OTL:TX? 5,LOG

See Also

SOURce:DATA:TELecom:OTN:OTL:TX?

Bulk Read

:FETCh:DATA:TELecom:MDIO:BULK:READ:INFormation?

Description	This command bulk reads the MDIO/I2C values from given MDIO/I2C address range. At *RST condition, this value is set to device-dependent. Navigation Path: Functions > <rate> Advanced > CFP/QSFP Control > MDIO/I2C Access Interface > Bulk Read > MDIO/I2C Access
Syntax	:FETCh:DATA:TELecom:MDIO:BULK:READ:INFormation?
Response Syntax	<Address and Data>
Response(s)	**Address and Data**: The response data syntax for the first parameter is defined as a <STRING RESPONSE DATA> element. Returns the list of address and data values.
Example(s)	FETC:DATA:TEL:MDIO:BULK:READ:INF?
See Also	SOURce:DATA:TELecom:MDIO:BULK:READ

:SOURce:DATA:TELecom:MDIO:BULK:READ

Description	This command bulk reads the MDIO/I2C values. At *RST condition, this value is set to device-dependent. Navigation Path: Functions > <rate> Advanced > CFP/QSFP Control > MDIO/I2C Access Interface
Syntax	:SOURce:DATA:TELecom:MDIO:BULK:READ
Response Syntax	<Address and Data>
Example(s)	SOUR:DATA:TEL:MDIO:BULK:READ
See Also	SOURce:DATA:TELecom:MDIO:READ

Bulk Write

:SOURce:DATA:TELecom:MDIO:BULK:WRITe

Description	This command writes the Bulk MDIO/I2C values. This command is an event and is not associated with an *RST condition or a query form. Navigation Path: Functions > <rate> Advanced > CFP/QSFP Control > MDIO/I2C Access Interface > Bulk Write > Bulk Write Button.
Syntax	:SOURce:DATA:TELecom:MDIO:BULK:WRITe
Response Syntax	<Rate>
Example(s)	SOUR:DATA:TEL:MDIO:BULK:WRIT
See Also	SOURce:DATA:TELecom:MDIO:WRITe

:SOURce:DATA:TELecom:MDIO:BULK:WRITe:ADDRess

Description

This command sets the address for Bulk Write MDIO/I2C.

At *RST condition, this value is set to 0000.

Navigation Path: Functions > <rate> Advanced > CFP/QSFP Control > MDIO/I2C Access Interface > Bulk Write > MDIO/I2C Bulk Write table Address.

Syntax

:SOURce:DATA:TELecom:MDIO:BULK:WRITe:ADDRess <wsp><Row>, <Address>

Parameter(s)

Row:

The program data syntax for the first parameter is defined as a <DECIMAL NUMERIC PROGRAM DATA> element.

Sets the row number.

Address:

The program data syntax for the second parameter is defined as a <NONDECIMAL NUMERIC PROGRAM DATA> element.

Sets the MDIO/I2C address.

Response Syntax

<Rate>

Example(s)

SOUR:DATA:TEL:MDIO:BULK:WRIT:ADDR 1, #H0005

SOUR:DATA:TEL:MDIO:BULK:WRIT:ADDR? 1

Returns: 5

See Also

SOURce:DATA:TELecom:MDIO:BULK:WRITe:DATA

SOURce:DATA:TELecom:MDIO:BULK:WRITe:DATA?

:SOURce:DATA:TELecom:MDIO:BULK:WRITe:ADDRess?

Description

This query returns the Bulk Write Address for MDIO/I2C table row.

At *RST condition, this value is set to 0000.

NAvigation Path: Functions > <rate> Advanced > CFP/QSFP Control > MDIO/I2C Access Interface > Bulk Write > MDIO/I2C Bulk Write table Address.

Syntax

:SOURce:DATA:TELecom:MDIO:BULK:WRITe:ADDRess? <wsp><Row>

Parameter(s)

Row:

The program data syntax for the first parameter is defined as a <DECIMAL NUMERIC PROGRAM DATA> element.

Selects the row number.

Response Syntax

<Address>

Response(s)

Address:

The response data syntax for the first parameter is defined as a <NR2 NUMERIC RESPONSE DATA> element.

Returns the MDIO/I2C address for row

Example(s)

SOUR:DATA:TEL:MDIO:BULK:WRIT:ADDR? 1

See Also

SOURce:DATA:TELecom:MDIO:BULK:WRITe:DATA

SOURce:DATA:TELecom:MDIO:BULK:WRITe:DATA?

:SOURce:DATA:TELecom:MDIO:BULK:WRITe:DATA

Description

This command sets the data for Bulk Write MDIO/I2C.

At *RST condition, this value is set to 0000.

Navigation Path: Functions > <rate> Advanced > CFP/QSFP Control > MDIO/I2C Access Interface > Bulk Write > MDIO/I2C Bulk Write table Data.

Syntax

:SOURce:DATA:TELecom:MDIO:BULK:WRITe:DATA <wsp><Row>, <Data>

Parameter(s)

Row:

The program data syntax for the first parameter is defined as a <DECIMAL NUMERIC PROGRAM DATA> element.

Sets the row number

Data:

The program data syntax for the second parameter is defined as a <NONDECIMAL NUMERIC PROGRAM DATA> element.

Sets the MDIO/I2C data value

Response Syntax

<Address>

Example(s)

SOUR:DATA:TEL:MDIO:BULK:WRIT:DATA 1, #H0005

SOUR:DATA:TEL:MDIO:BULK:WRIT:DATA? 1

Returns: 5

See Also

SOURce:DATA:TELecom:MDIO:BULK:WRITe:ADDRess

SOURce:DATA:TELecom:MDIO:BULK:WRITe:ADDRess?

:SOURce:DATA:TELecom:MDIO:BULK:WRITe:DATA?

Description

This query returns the Bulk Write Data for MDIO/I2C table row.

At *RST condition, this value is set to 0000.

NAvigation Path: Functions > <rate> Advanced > CFP/QSFP Control > MDIO/I2C Access Interface > Bulk Write > MDIO/I2C Bulk Write table Data.

Syntax

:SOURce:DATA:TELecom:MDIO:BULK:WRITe:DATA? <wsp><Row>

Parameter(s)

Row:

The program data syntax for the first parameter is defined as a <DECIMAL NUMERIC PROGRAM DATA> element.

Selects the row number

Response Syntax

<Data>

Response(s)

Data:

The response data syntax for the first parameter is defined as a <NR2 NUMERIC RESPONSE DATA> element.

Returns the MDIO/I2C data value for row

Example(s)

SOUR:DATA:TEL:MDIO:BULK:WRIT:DATA? 1

See Also

SOURce:DATA:TELecom:MDIO:BULK:WRITe:ADDRess

SOURce:DATA:TELecom:MDIO:BULK:WRITe:ADDRess?

:SOURce:DATA:TELecom:MDIO:BULK:WRITe:DEFault

Description	This command default 0000 the Bulk MDIO/I2C values. This command is an event and is not associated with an *RST condition or a query form. Navigation Path: Functions > <rate> Advanced > CFP/QSFP Control > MDIO/I2C Access Interface > Bulk Write > Default Button.
Syntax	:SOURce:DATA:TELecom:MDIO:BULK:WRITe:DEFault
Response Syntax	<Data>
Example(s)	SOUR:DATA:TEL:MDIO:BULK:WRIT:DEF
See Also	SOURce:DATA:TELecom:MDIO:BULK:WRITe

:SOURce:DATA:TELecom:MDIO:BULK:WRITe:PGSelect

Description

This command sets the Page Select value of the QSFP I2C Access Interface.

At *RST condition, this value is set to 0000.

Navigation Path: Functions > <rate> Advanced > QSFP Control > I2C Access Interface > Bulk Write > Page Select

Syntax

:SOURce:DATA:TELecom:MDIO:BULK:WRITe:PGSelect <wsp><Page Select>

Parameter(s)

Page Select:

The program data syntax for the first parameter is defined as a <DECIMAL NUMERIC PROGRAM DATA> element.

Sets Page Selected

Response Syntax

<Data>

Example(s)

SOUR:DATA:TEL:MDIO:BULK:WRIT:PGS 2

SOUR:DATA:TEL:MDIO:BULK:WRIT:PGS?

Returns: 2

See Also

SOURce:DATA:TELecom:MDIO:BULK:WRITe:PGSelect?

:SOURce:DATA:TELecom:MDIO:BULK:WRITe:PGSelect?

Description

This query returns the Page Select value of the QSFP I2C Access Interface.

At *RST condition, this value is set to 0000.

Navigation Path: Functions > <rate> Advanced > QSFP Control > I2C Access Interface > Bulk Write > Page Select

Syntax

:SOURce:DATA:TELecom:MDIO:BULK:WRITe:PGSelect?

Response Syntax

<Page Select>

Response(s)

Page Select:

The response data syntax for the first parameter is defined as a <NR1 NUMERIC RESPONSE DATA> element.

Returns the Page Selected.

Example(s)

SOUR:DATA:TEL:MDIO:BULK:WRIT:PGS 2

SOUR:DATA:TEL:MDIO:BULK:WRIT:PGS?

Returns: 2

See Also

SOURce:DATA:TELecom:MDIO:BULK:WRITe:PGSelect

Ping & Trace Route

:FETCh:DATA:TELecom:PING:STATistics:AVERage?

Description	This query returns the average measured round trip time required for a Ping request. At *RST condition, this value is set to device-dependent. Navigation Path: Functions > Ping & Trace Route > Results > Statistics
Syntax	:FETCh:DATA:TELecom:PING:STATistics:AVERage?
Response Syntax	<Result>
Response(s)	**Result**: The response data syntax for the first parameter is defined as a <NR2 NUMERIC RESPONSE DATA> element. Returns the average measured round trip time required for a Ping request.
Example(s)	FETC:DATA:TEL:PING:STAT:AVER?
See Also	FETCh:DATA:TELecom:PING:STATistics:TX?

:FETCh:DATA:TELecom:PING:STATistics:LOST?

Description	This query returns the percentage of lost packets. At *RST condition, this value is set to device-dependent. Navigation Path: Functions > Ping & Trace Route > Results > Statistics
Syntax	:FETCh:DATA:TELecom:PING:STATistics:LOST?
Response Syntax	<Result>
Response(s)	**Result**: The response data syntax for the first parameter is defined as a <NR2 NUMERIC RESPONSE DATA> element. Returns the percentage of lost packets.
Example(s)	FETC:DATA:TEL:PING:STAT:LOST?
See Also	FETCh:DATA:TELecom:PING:STATistics:MINimum?

:FETCh:DATA:TELecom:PING:STATistics:MAXimum?

Description	This query returns the maximum measured round trip time required for a Ping request. At *RST condition, this value is set to device-dependent. Navigation Path: Functions > Ping & Trace Route > Results > Statistics
Syntax	:FETCh:DATA:TELecom:PING:STATistics:MAXimum?
Response Syntax	<Result>
Response(s)	**Result**: The response data syntax for the first parameter is defined as a <NR2 NUMERIC RESPONSE DATA> element. Returns the maximum measured round trip time required for a Ping request.
Example(s)	FETC:DATA:TEL:PING:STAT:MAX?
See Also	FETCh:DATA:TELecom:PING:STATistics:AVERage?

:FETCh:DATA:TELecom:PING:STATistics:MINimum?

Description	This query returns the minimum measured round trip time required for a Ping request. At *RST condition, this value is set to device-dependent. Navigation Path: Functions > Ping & Trace Route > Results > Statistics
Syntax	:FETCh:DATA:TELecom:PING:STATistics:MINimum?
Response Syntax	<Result>
Response(s)	**Result**: The response data syntax for the first parameter is defined as a <NR2 NUMERIC RESPONSE DATA> element. Returns the minimum measured round trip time required for a Ping request.
Example(s)	FETC:DATA:TEL:PING:STAT:MIN?
See Also	FETCh:DATA:TELecom:PING:STATistics:MAXimum?

:FETCh:DATA:TELecom:PING:STATistics:RESults?

Description	This query returns the list of Ping Statistics. At *RST condition, this value is set to device-dependent. Navigation Path: Functions > Ping & Trace Route > Results
Syntax	:FETCh:DATA:TELecom:PING:STATistics:RESults?
Response Syntax	<Result>
Response(s)	**Result**: The response data syntax for the first parameter is defined as a <STRING RESPONSE DATA> element. This query returns the list of Ping Statistics.
Example(s)	FETC:DATA:TEL:PING:STAT:RES?
See Also	FETCh:DATA:TELecom:PING:STATistics:TX?

:FETCh:DATA:TELecom:PING:STATistics:RX?

Description	This query returns the number of packets received. At *RST condition, this value is set to device-dependent. Navigation Path: Functions > Ping & Trace Route > Results > Statistics
Syntax	:FETCh:DATA:TELecom:PING:STATistics:RX?
Response Syntax	<Result>
Response(s)	**Result**: The response data syntax for the first parameter is defined as a <NR2 NUMERIC RESPONSE DATA> element. Returns the number of packets received.
Example(s)	FETC:DATA:TEL:PING:STAT:RX?
See Also	FETCh:DATA:TELecom:PING:STATistics:LOST?

:FETCh:DATA:TELecom:PING:STATistics:TX?

Description	This query returns the number of packets sent. At *RST condition, this value is set to device-dependent. Navigation Path: Functions > Ping & Trace Route > Results > Statistics
Syntax	:FETCh:DATA:TELecom:PING:STATistics:TX?
Response Syntax	<Result>
Response(s)	**Result**: The response data syntax for the first parameter is defined as a <NR2 NUMERIC RESPONSE DATA> element. Returns the number of packets sent.
Example(s)	FETC:DATA:TEL:PING:STAT:TX?
See Also	FETCh:DATA:TELecom:PING:STATistics:RX?

:FETCh:DATA:TELecom:TRACe:STATistics:RESults?

Description

This query returns the list of Trace Statistics.

At *RST condition, this value is set to device-dependent.

Navigation Path: Functions > Ping & Trace Route > Results

Syntax

:FETCh:DATA:TELecom:TRACe:STATistics:RESults?

Response Syntax

<Result>

Response(s)

Result:

The response data syntax for the first parameter is defined as a <STRING RESPONSE DATA> element.

This query returns the list of Trace Statistics.

Example(s)

FETC:DATA:TEL:TRAC:STAT:RES?

See Also

FETCh:DATA:TELecom:TRACe:STATistics:TX?

:FETCh:DATA:TELecom:TRACe:STATistics:RX?

Description	This query returns the number of packets received. At *RST condition, this value is set to device-dependent. Navigation Path: Functions > Ping & Trace Route > Results > Statistics
Syntax	:FETCh:DATA:TELecom:TRACe:STATistics:RX?
Response Syntax	<Result>
Response(s)	**Result**: The response data syntax for the first parameter is defined as a <NR2 NUMERIC RESPONSE DATA> element. Returns the number of packets received.
Example(s)	FETC:DATA:TEL:TRAC:STAT:RX?
See Also	FETCh:DATA:TELecom:TRACe:STATistics:TX?

:FETCh:DATA:TELecom:TRACe:STATistics:TX?

Description	This query returns the number of packets sent. At *RST condition, this value is set to device-dependent. Navigation Path: Functions > Ping & Trace Route > Results > Statistics
Syntax	:FETCh:DATA:TELecom:TRACe:STATistics:TX?
Response Syntax	<Result>
Response(s)	**Result**: The response data syntax for the first parameter is defined as a <NR2 NUMERIC RESPONSE DATA> element. Returns the number of packets sent.
Example(s)	FETC:DATA:TEL:TRAC:STAT:TX?
See Also	FETCh:DATA:TELecom:TRACe:STATistics:RX?

:SOURce:DATA:TELecom:PING:CONFig:ADDRess:DESTination:IP

Description	This command sets the ping IP destination address. At *RST condition, this value is set to 0.0.0.0. Navigation Path: Functions > Ping & Trace Route > Destination IP Address
Syntax	:SOURce:DATA:TELecom:PING:CONFig:ADDRess:DESTination:IP <wsp><Address>
Parameter(s)	**Address**: The program data syntax for the first parameter is defined as a <STRING PROGRAM DATA> element. Set the ping IP address of the destination.
Response Syntax	<Result>
Example(s)	SOUR:DATA:TEL:PING:CONF:ADDR:DEST:IP 230.170.18.19 SOUR:DATA:TEL:PING:CONF:ADDR:DEST:IP? Returns: 230.170.18.19
See Also	SOURce:DATA:TELecom:ETHernet:STReam:ADDRess:DESTination:IP SOURce:DATA:TELecom:ETHernet:STReam:ADDRess:DESTination:IP?

:SOURce:DATA:TELecom:PING:CONFig:ADDRess:DESTination :IP:USTReam

Description

This command sets the stream for ping IP destination address.

At *RST condition, this value is set to OFF.

Navigation Path: Functions > Ping & Trace Route > Destination IP Address > Use Stream

Syntax

:SOURce:DATA:TELecom:PING:CONFig:ADDRess:DESTination:IP:USTReam <wsp><Status>

Parameter(s)

Status:

The program data syntax for the first parameter is defined as a <BOOLEAN PROGRAM DATA> element.

Enables/disables:

ON: Enables

OFF: Disables

Response Syntax

<Result>

Example(s)

SOUR:DATA:TEL:PING:CONF:ADDR:DEST:IP:USTR ON

SOUR:DATA:TEL:PING:CONF:ADDR:DEST:IP:USTR?

Returns: 1

See Also

SOURce:DATA:TELecom:PING:CONFig:ADDRess:DESTination:IP

SOURce:DATA:TELecom:PING:CONFig:ADDRess:DESTination:IP?

:SOURce:DATA:TELecom:PING:CONFig:ADDRess:DESTination :IP:USTReam?

Description

This returns the status of the stream for ping IP destination address.

At *RST condition, this value is set to OFF.

Navigation Path: Functions > Ping & Trace Route > Destination IP Address > Use Stream

Syntax

:SOURce:DATA:TELecom:PING:CONFig:ADDRess:DESTination:IP:USTReam?

Response Syntax

<Status>

Response(s)

Status:

The response data syntax for the first parameter is defined as a <BOOLEAN RESPONSE DATA> element.

Returns the stream for ping IP destination address.

1, returns the stream as ON.

0, returns the stream as OFF.

Example(s)

SOUR:DATA:TEL:PING:CONF:ADDR:DEST:IP:USTR ON

SOUR:DATA:TEL:PING:CONF:ADDR:DEST:IP:USTR?

Returns: 1

See Also

SOURce:DATA:TELecom:PING:CONFig:ADDRess:DESTination:IP

SOURce:DATA:TELecom:PING:CONFig:ADDRess:DESTination:IP?

:SOURce:DATA:TELecom:PING:CONFig:ADDRess:DESTination:IP?

Description	This query returns the ping IP destination address. At *RST condition, this value is set to 0.0.0.0. Navigation Path: Functions > Ping & Trace Route > Destination IP Address
Syntax	:SOURce:DATA:TELecom:PING:CONFig:ADDRess:DESTination:IP?
Response Syntax	<Address>
Response(s)	**Address**: The response data syntax for the first parameter is defined as a <STRING RESPONSE DATA> element. Returns the ping IP destination address in the form of a string.
Example(s)	SOUR:DATA:TEL:PING:CONF:ADDR:DEST:IP 230.170.18.19 SOUR:DATA:TEL:PING:CONF:ADDR:DEST:IP? Returns: 230.170.18.19
See Also	SOURce:DATA:TELecom:ETHernet:STReam:ADDRess:DESTination:IP SOURce:DATA:TELecom:ETHernet:STReam:ADDRess:DESTination:IP?

:SOURce:DATA:TELecom:PING:CONFig:ADDRess:IPVersion:DESTination

Description	This command sets the destination ping IP6 address. At *RST condition, this value is set to 0000:0000:0000:0000:0000:0000:0000:0000. Navigation Path: Test > IPV6 > Functions > Ping & Trace Route > Destination IP Address
Syntax	:SOURce:DATA:TELecom:PING:CONFig:ADDRess:IPVersion:DESTination <wsp><Address>
Parameter(s)	**Address**: The program data syntax for the first parameter is defined as a <STRING PROGRAM DATA> element. Set the ping destination IP address.
Response Syntax	<Address>
Example(s)	SOUR:DATA:TEL:PING:CONF:ADDR:IPV:DEST 0000:0000:0000:0000:0000:0000:0000:0000 SOUR:DATA:TEL:PING:CONF:ADDR:IPV:DEST? Returns: 0000:0000:0000:0000:0000:0000:0000:0000.
See Also	SOURce:DATA:TELecom:PING:CONFig:TOUT?

:SOURce:DATA:TELecom:PING:CONFig:ADDRess:IPVersion:DESTination?

Description	This query returns the ping destination IP6 address. At *RST condition, this value is set to 0000:0000:0000:0000:0000:0000:0000:0000. Navigation Path: Test > IPV6 > Functions > Ping & Trace Route > Destination IP Address
Syntax	:SOURce:DATA:TELecom:PING:CONFig:ADDRess:IPVersion:DESTination?
Response Syntax	<Address>
Response(s)	**Address**: The response data syntax for the first parameter is defined as a <STRING RESPONSE DATA> element. Returns the ping IPV6 destination address in the form of a string.
Example(s)	SOUR:DATA:TEL:PING:CONF:ADDR:IPV:DEST 0000:0000:0000:0000:0000:0000:0000:0000 SOUR:DATA:TEL:PING:CONF:ADDR:IPV:DEST? Returns: 0000:0000:0000:0000:0000:0000:0000:0000.
See Also	SOURce:DATA:TELecom:PING:CONFig:TOUT?

:SOURce:DATA:TELecom:PING:CONFig:ADDRess:IPVersion:SOURce?

Description	This query returns the ping IP6 destination address. At *RST condition, this value is set to 0000:0000:0000:0000:0000:0000:0000:0000. Navigation Path: Test > IPV6 > Functions > Ping & Trace Route > Source IP Address
Syntax	:SOURce:DATA:TELecom:PING:CONFig:ADDRess:IPVersion:SOURce?
Response Syntax	<Address>
Response(s)	**Address**: The response data syntax for the first parameter is defined as a <STRING RESPONSE DATA> element. Returns the ping IPV6 source address in the form of a string.
Example(s)	SOUR:DATA:TEL:PING:CONF:ADDR:IPV:SOUR? Returns: 0000:0000:0000:0000:0000:0000:0000:0000.
See Also	SOURce:DATA:TELecom:PING:CONFig:CONTinuous

:SOURce:DATA:TELecom:PING:CONFig:ADDRess:SOURce:IP?

Description

This query returns the ping IP destination address.

At *RST condition, this value is set to 0.0.0.0.

Navigation Path: Test > IPV4 > Functions > Ping & Trace Route > Source IP Address

Syntax

:SOURce:DATA:TELecom:PING:CONFig:ADDRess:SOURce:IP?

Response Syntax

<Address>

Response(s)

Address:

The response data syntax for the first parameter is defined as a <STRING RESPONSE DATA> element.

Returns the ping IPV4 source address in the form of a string.

Example(s)

SOUR:DATA:TEL:PING:CONF:ADDR:SOUR:IP?

See Also

SOURce:DATA:TELecom:TRACe:CONFig:RUN?

:SOURce:DATA:TELecom:PING:CONFig:ATTempts

Description

This command sets the number of attempts of ping requests. Choices are 1 to 100.

At *RST condition, this value is set to 4.

Navigation Path: Functions > Ping & Trace Route > Ping

Syntax

:SOURce:DATA:TELecom:PING:CONFig:ATTempts <wsp><Attempts>

Parameter(s)

Attempts:

The program data syntax for the first parameter is defined as a <DECIMAL NUMERIC PROGRAM DATA> element.

Sets the value for the number of attempts.

MAXimum, sets the value for the number of attempts to maximum.

MINimum, sets the value for the number of attempts to minimum.

Response Syntax

<Address>

Example(s)

SOUR:DATA:TEL:PING:CONF:ATT 100

SOUR:DATA:TEL:PING:CONF:ATT?

Returns: 100

See Also

SOURce:DATA:TELecom:PING:CONFig:CONTinuous

:SOURce:DATA:TELecom:PING:CONFig:ATTempts?

Description

This query returns the number of attempts of ping. Choices are 1 to 100.

At *RST condition, this value is set to 4.

Navigation Path: Functions > Ping & Trace Route > Ping

Syntax

:SOURce:DATA:TELecom:PING:CONFig:ATTempts?[<wsp><Value>]

Parameter(s)

Value:

The program data syntax for the first parameter is defined as a <CHARACTER PROGRAM DATA> element.

This parameter is optional. If no token is specified, the current number of attempts of ping is returned.

MAXimum: Biggest supported value

MINimum: Smallest supported value

Response Syntax

<Value>

Response(s)

Value:

The response data syntax for the first parameter is defined as a <NR1 NUMERIC RESPONSE DATA> element.

Returns the number of attempts of ping requests.

Example(s)

SOUR:DATA:TEL:PING:CONF:ATT 100

SOUR:DATA:TEL:PING:CONF:ATT?

Returns: 100

See Also

SOURce:DATA:TELecom:PING:CONFig:CONTinuous?

:SOURce:DATA:TELecom:PING:CONFig:CONTinuous

Description

This command sets the Ping attempts to be made as continuous or Fixed (nAttempts).

At *RST condition, this value is set to Continuous.

Navigation Path: Functions > Ping & Trace Route > Ping (Attempts dropdown)

Syntax

:SOURce:DATA:TELecom:PING:CONFig:CONTinuous <wsp><Attempts>

Parameter(s)

Attempts:

The program data syntax for the first parameter is defined as a <BOOLEAN PROGRAM DATA> element.

Sets the attempts.

ON: Continuous

OFF: Fixed (nAttempts)

Response Syntax

<Value>

Example(s)

SOUR:DATA:TEL:PING:CONF:CONT ON

SOUR:DATA:TEL:PING:CONF:CONT?

Returns: 1

See Also

SOURce:DATA:TELecom:TRACe:CONFig:RUN

SOURce:DATA:TELecom:TRACe:CONFig:RUN?

:SOURce:DATA:TELecom:PING:CONFig:CONTinuous?

Description

This query returns status of Ping attempts.

At *RST condition, this value is set to Continuous.

Navigation Path: Functions > Ping & Trace Route > Ping (Attempts dropdown)

Syntax

:SOURce:DATA:TELecom:PING:CONFig:CONTinuous?

Response Syntax

<Continous>

Response(s)

Continous:

The response data syntax for the first parameter is defined as a <BOOLEAN RESPONSE DATA> element.

Returns the Ping attempts as continuous or Fixed (nAttempts).

1, returns the attempts as continuous.

0, returns the attempts as Fixed (nAttempts).

Example(s)

SOUR:DATA:TEL:PING:CONF:CONT ON

SOUR:DATA:TEL:PING:CONF:CONT?

Returns: 1

See Also

SOURce:DATA:TELecom:TRACe:CONFig:RUN

SOURce:DATA:TELecom:TRACe:CONFig:RUN?

:SOURce:DATA:TELecom:PING:CONFig:DELay

Description

This command allows you to enter the delay between each attempt (PING). Choices are 100 to 10000 ms.

At *RST condition, this value is set to 1000 ms.

Navigation Path: Functions > Ping & Trace Route > Ping

Syntax

:SOURce:DATA:TELecom:PING:CONFig:DELay <wsp><Delay>

Parameter(s)

Delay:

The program data syntax for the first parameter is defined as a <DECIMAL NUMERIC PROGRAM DATA> element.

Sets the ping delay value.

MAXimum, ping delay value is set to its maximum.

MINimum, ping delay value is set to its minimum.

Choices are 100 to 10000 ms.

Response Syntax

<Continous>

Example(s)

SOUR:DATA:TEL:PING:CONF:DEL 2000

SOUR:DATA:TEL:PING:CONF:DEL?

Returns: 2000

See Also

SOURce:DATA:TELecom:PING:CONFig:DSIZe

SOURce:DATA:TELecom:PING:CONFig:DSIZe?

:SOURce:DATA:TELecom:PING:CONFig:DELay?

Description

This query returns the delay between each attempt (PING). Choices are 100 to 10000 ms.

At *RST condition, this value is set to 1000 ms.

Navigation Path: Functions > Ping & Trace Route > Ping

Syntax

:SOURce:DATA:TELecom:PING:CONFig:DELay?[<wsp><Value>]

Parameter(s)

Value:

The program data syntax for the first parameter is defined as a <CHARACTER PROGRAM DATA> element.

This parameter is optional. If no token is specified, the current delay between each attempt (PING) is returned.

MAXimum: Biggest supported value

MINimum: Smallest supported value

Response Syntax

<Value>

Response(s)

Value:

The response data syntax for the first parameter is defined as a <NR1 NUMERIC RESPONSE DATA> element.

Returns the delay value between each attempt in the PING request.

Example(s)

SOUR:DATA:TEL:PING:CONF:DEL 2000

SOUR:DATA:TEL:PING:CONF:DEL?

Returns: 2000

See Also

SOURce:DATA:TELecom:PING:CONFig:DSIZe

SOURce:DATA:TELecom:PING:CONFig:DSIZe?

:SOURce:DATA:TELecom:PING:CONFig:DSIZe

Description

This command allows you to enter the data size. Choices are 0 to 1472 Bytes.

At *RST condition, this value is set to 32 bytes.

Navigation Path: Functions > Ping & Trace Route > Ping

Syntax

:SOURce:DATA:TELecom:PING:CONFig:DSIZe <wsp><Dsize>

Parameter(s)

Dsize:

The program data syntax for the first parameter is defined as a <DECIMAL NUMERIC PROGRAM DATA> element.

Sets the ping frame size value.

MAXimum, ping frame size value is set to its maximum.

MINimum,ping frame size value is set to its minimum.

Choices are 0 to 1472 Bytes

Response Syntax

<Value>

Example(s)

SOUR:DATA:TEL:PING:CONF:DSIZ 1460

SOUR:DATA:TEL:PING:CONF:DSIZ?

Returns: 1460

See Also

SOURce:DATA:TELecom:PING:CONFig:TTL

SOURce:DATA:TELecom:PING:CONFig:TTL?

:SOURce:DATA:TELecom:PING:CONFig:DSIZe?

Description

This query returns the data size. Choices are 0 to 1472 Bytes.

At *RST condition, this value is set to 32 bytes.

Navigation Path: Functions > Ping & Trace Route > Ping

Syntax

:SOURce:DATA:TELecom:PING:CONFig:DSIZe?[<wsp><Value>]

Parameter(s)

Value:

The program data syntax for the first parameter is defined as a <CHARACTER PROGRAM DATA> element.

This parameter is optional. If no token is specified, the current data size is returned.

MAXimum: Biggest supported value

MINimum: Smallest supported value

Response Syntax

<Value>

Response(s)

Value:

The response data syntax for the first parameter is defined as a <NR1 NUMERIC RESPONSE DATA> element.

Returns the data size value.

Example(s)

SOUR:DATA:TEL:PING:CONF:DSIZ 1460

SOUR:DATA:TEL:PING:CONF:DSIZ?

Returns: 1460

See Also

SOURce:DATA:TELecom:PING:CONFig:TTL

SOURce:DATA:TELecom:PING:CONFig:TTL?

:SOURce:DATA:TELecom:PING:CONFig:FLABel

Description

This command sets the Flow Label Value

At *RST condition, this value is set to 0.

Navigation Path: Test > IPV6 > Functions > Ping & Trace Route > Flow Label

Syntax

:SOURce:DATA:TELecom:PING:CONFig:FLABel <wsp><Value>

Parameter(s)

Value:

The program data syntax for the first parameter is defined as a <DECIMAL NUMERIC PROGRAM DATA> element.

Sets the Flow Label Value.

MAXimum, Flow Label value is set to its maximum.

MINimum, Flow Label value is set to its minimum.

Choices are 0 to 1048575.

Response Syntax

<Value>

Example(s)

SOURce:DATA:TELecom:PING:CONFig:FLABel 565

SOURce:DATA:TELecom:PING:CONFig:FLABel?

Returns: 565

See Also

SOURce:DATA:TELecom:TRACe:CONFig:RUN

SOURce:DATA:TELecom:TRACe:CONFig:RUN?

:SOURce:DATA:TELecom:PING:CONFig:FLABel?

Description

This query returns the Flow Label value for IPV6

At *RST condition, this value is set to 0

Navigation Path: Test > IPV6 > Functions > Ping & Trace Route > Flow Label

Syntax

:SOURce:DATA:TELecom:PING:CONFig:FLABel?[<wsp><Value>]

Parameter(s)

Value:

The program data syntax for the first parameter is defined as a <CHARACTER PROGRAM DATA> element.

This parameter is optional. If no token is specified, the current Flow Label value is returned.

MAXimum: Biggest supported value

MINimum: Smallest supported value

Response Syntax

<Value>

Response(s)

Value:

The response data syntax for the first parameter is defined as a <NR1 NUMERIC RESPONSE DATA> element.

Returns the Flow label value

Example(s)

SOURce:DATA:TELecom:PING:CONFig:FLABel 565

SOURce:DATA:TELecom:PING:CONFig:FLABel?

Returns: 565

See Also

SOURce:DATA:TELecom:TRACe:CONFig:RUN

SOURce:DATA:TELecom:TRACe:CONFig:RUN?

:SOURce:DATA:TELecom:PING:CONFig:STReam:INDex

Description

This command sets the stream Source IP for ping IP Source address.When Use stream is enabled it sets the source as well as destination IP of selected stream as corresponding ping IP.

Navigation Path: Functions > Ping & Trace Route > Stream

Syntax

:SOURce:DATA:TELecom:PING:CONFig:STReam:INDex <wsp><Tgen>

Parameter(s)

Tgen:

The program data syntax for the first parameter is defined as a <DECIMAL NUMERIC PROGRAM DATA> element.

Selects the stream from 1 to 16.

Response Syntax

<Value>

Example(s)

SOURce:DATA:TELecom:PING:CONFig:STReam:INDex 1

SOURce:DATA:TELecom:PING:CONFig:STReam:INDex?

Returns: 1

See Also

SOURce:DATA:TELecom:ETHernet:STReam:ADDRess:DESTination:IP

SOURce:DATA:TELecom:ETHernet:STReam:ADDRess:DESTination:IP?

:SOURce:DATA:TELecom:PING:CONFig:STReam:INDex?

Description

This query returns the selected stream index to configure the ping ip.

Navigation Path: Functions > Ping & Trace Route > Stream

Syntax

:SOURce:DATA:TELecom:PING:CONFig:STReam:INDex?

Response Syntax

<Tgen>

Response(s)

Tgen:

The response data syntax for the first parameter is defined as a <NR1 NUMERIC RESPONSE DATA> element.

Returns the stream indesx of selected stream to configure Ping IP.

Example(s)

SOURce:DATA:TELecom:PING:CONFig:STReam:INDex 1

SOURce:DATA:TELecom:PING:CONFig:STReam:INDex?

Returns: 1

See Also

SOURce:DATA:TELecom:ETHernet:STReam:ADDRess:DESTination:IP

SOURce:DATA:TELecom:ETHernet:STReam:ADDRess:DESTination:IP?

:SOURce:DATA:TELecom:PING:CONFig:TOS

Description

This command allows you to enter the type of service.

At *RST condition, this value is set to 0x00.

Navigation Path: Functions > Ping & Trace Route > Ping

Syntax

:SOURce:DATA:TELecom:PING:CONFig:TOS <wsp><TOS>

Parameter(s)

TOS:

The program data syntax for the first parameter is defined as a <NONDECIMAL NUMERIC PROGRAM DATA> element.

Sets the Ping TOS/DS value.

Choices are 00 to FF.

Response Syntax

<Tgen>

Example(s)

SOUR:DATA:TEL:PING:CONF:TOS #H00

SOUR:DATA:TEL:PING:CONF:TOS?

Returns: 0

See Also

SOURce:DATA:TELecom:PING:CONFig:HCOunt

:SOURce:DATA:TELecom:PING:CONFig:TOS?

Description

This query returns the type of service.

At *RST condition, this value is set to 0x00.

Navigation Path: Functions > Ping & Trace Route > Ping

Syntax

:SOURce:DATA:TELecom:PING:CONFig:TOS?

Response Syntax

<Value>

Response(s)

Value:

The response data syntax for the first parameter is defined as a <NR1 NUMERIC RESPONSE DATA> element.

Returns the type of service value.

Example(s)

SOUR:DATA:TEL:PING:CONF:TOS #H00

SOUR:DATA:TEL:PING:CONF:TOS?

Returns: 0

See Also

SOURce:DATA:TELecom:PING:CONFig:HCOunt?

:SOURce:DATA:TELecom:PING:CONFig:TOUT

Description

This command allows you to enter the maximum time allowed between an ICMP echo and response. Choices are 200 ms to 10000 ms.

At *RST condition, this value is set to 4000 ms.

Navigation Path: Functions > Ping & Trace Route > Ping

Syntax

:SOURce:DATA:TELecom:PING:CONFig:TOUT <wsp><TOUT>

Parameter(s)

TOUT:

The program data syntax for the first parameter is defined as a <DECIMAL NUMERIC PROGRAM DATA> element.

Sets the ping time out value.

MAXimum, the ping time out value is set to its maximum.

MINimum, the ping time out value is set to its minimum.

Choices are 200 ms to 10000 ms.

Response Syntax

<Value>

Example(s)

SOUR:DATA:TEL:PING:CONF:TOUT 10000

SOUR:DATA:TEL:PING:CONF:TOUT?

Returns: 10000

See Also

SOURce:DATA:TELecom:PING:CONFig:DELay

SOURce:DATA:TELecom:PING:CONFig:DELay?

:SOURce:DATA:TELecom:PING:CONFig:TOUT?

Description

This query returns the time allowed between an ICMP echo and response. Choices are 200 ms to 10000 ms.

At *RST condition, this value is set to 4000 ms.

Navigation Path: Functions > Ping & Trace Route > Ping

Syntax

:SOURce:DATA:TELecom:PING:CONFig:TOUT?[<wsp><Value>]

Parameter(s)

Value:

The program data syntax for the first parameter is defined as a <CHARACTER PROGRAM DATA> element.

This parameter is optional. If no token is specified, the current time allowed between an ICMP echo and response is returned.

MAXimum: Biggest supported value

MINimum: Smallest supported value

Response Syntax

<Value>

Response(s)

Value:

The response data syntax for the first parameter is defined as a <NR1 NUMERIC RESPONSE DATA> element.

Returns the time allowed between an ICMP echo and response.

Example(s)

SOUR:DATA:TEL:PING:CONF:TOUT 10000

SOUR:DATA:TEL:PING:CONF:TOUT?

Returns: 10000

See Also

SOURce:DATA:TELecom:PING:CONFig:DELay

SOURce:DATA:TELecom:PING:CONFig:DELay?

:SOURce:DATA:TELecom:PING:CONFig:TTL

Description

This Command sets number of hops the packet can go through.

At *RST condition, this value is set to 128.

Navigation Path: Functions > Ping & Trace Route > Ping

Syntax

:SOURce:DATA:TELecom:PING:CONFig:TTL <wsp><Ttl>

Parameter(s)

Ttl:

The program data syntax for the first parameter is defined as a <DECIMAL NUMERIC PROGRAM DATA> element.

Sets the ping ttl value.

MAXimum, ping ttl value is set to its maximum.

MINimum, ping ttl value is set to its minimum.

Choices are 1 to 255.

Response Syntax

<Value>

Example(s)

SOUR:DATA:TEL:PING:CONF:TTL 255

SOUR:DATA:TEL:PING:CONF:TTL?

Returns: 255

See Also

SOURce:DATA:TELecom:PING:CONFig:TOS

SOURce:DATA:TELecom:PING:CONFig:TOS?

:SOURce:DATA:TELecom:PING:CONFig:TTL?

Description

This query returns the maximum number of hops the packet can go through.

At *RST condition, this value is set to 128.

Navigation Path: Functions > Ping & Trace Route > Ping

Syntax

:SOURce:DATA:TELecom:PING:CONFig:TTL?[<wsp><Value>]

Parameter(s)

Value:

The program data syntax for the first parameter is defined as a <CHARACTER PROGRAM DATA> element.

This parameter is optional. If no token is specified, the current number of hops the packet can go through is returned.

MAXimum: Biggest supported value

MINimum: Smallest supported value

Response Syntax

<Value>

Response(s)

Value:

The response data syntax for the first parameter is defined as a <NR1 NUMERIC RESPONSE DATA> element.

Returns the number of hops the packet can go through.

Example(s)

SOUR:DATA:TEL:PING:CONF:TTL 255

SOUR:DATA:TEL:PING:CONF:TTL?

Returns: 255

See Also

SOURce:DATA:TELecom:PING:CONFig:TOS

SOURce:DATA:TELecom:PING:CONFig:TOS?

:SOURce:DATA:TELecom:PING:SETup:RUN

Description

This command allows you to run the Ping command.

This command is an event and is not associated with an *RST condition or a query form.

Navigation Path: Functions > Ping & Trace Route > Ping

Syntax

:SOURce:DATA:TELecom:PING:SETup:RUN <wsp><Status>

Parameter(s)

Status:

The program data syntax for the first parameter is defined as a <BOOLEAN PROGRAM DATA> element.

Enables/disables:

ON: Enables

OFF: Disables

Response Syntax

<Value>

Example(s)

SOUR:DATA:TEL:PING:SET:RUN ON

SOUR:DATA:TEL:PING:SET:RUN?

Returns: 1

See Also

SOURce:DATA:TELecom:PING:CONFig:TOUT 10000

:SOURce:DATA:TELecom:PING:SETup:RUN?

Description

This query returns the status of the Ping command.

This query is an event and is not associated with an *RST condition or a query form.

Navigation Path: Functions > Ping & Trace Route > Ping

Syntax

:SOURce:DATA:TELecom:PING:SETup:RUN?

Response Syntax

<Status>

Response(s)

Status:

The response data syntax for the first parameter is defined as a <BOOLEAN RESPONSE DATA> element.

Returns the status of the Ping command.

0, returns the status of the Ping command as OFF.

1, returns the status of the Ping command as ON.

Example(s)

SOUR:DATA:TEL:PING:SET:RUN ON

SOUR:DATA:TEL:PING:SET:RUN?

Returns: 1

See Also

SOURce:DATA:TELecom:PING:CONFig:TOUT?

:SOURce:DATA:TELecom:TRACe:CONFig:HCOunt

Description

This command allows you to enter the number of network device packets.

At *RST condition, this value is set to 128.

Navigation Path: Functions > Ping & Trace Route > Trace Route

Syntax

:SOURce:DATA:TELecom:TRACe:CONFig:HCOunt <wsp><HOP>

Parameter(s)

HOP:

The program data syntax for the first parameter is defined as a <DECIMAL NUMERIC PROGRAM DATA> element.

Sets the Trace maximum hop count.

MAXimum, the hop count value is set to its maximum.

MINimum, the hop count. value is set to its minimum.

Choices are from 1 to 255

Response Syntax

<Status>

Example(s)

SOUR:DATA:TEL:TRAC:CONF:HCO 88

SOUR:DATA:TEL:TRAC:CONF:HCO?

Returns: 88

See Also

SOURce:DATA:TELecom:PING:CONFig:TTL

SOURce:DATA:TELecom:PING:CONFig:TTL?

:SOURce:DATA:TELecom:TRACe:CONFig:HCOunt?

Description

This query returns the maximum network device packets. Choices are from 1 to 255.

At *RST condition, this value is set to 128.

Navigation Path: Functions > Ping & Trace Route > Trace Route

Syntax

:SOURce:DATA:TELecom:TRACe:CONFig:HCOunt?[<wsp><Value>]

Parameter(s)

Value:

The program data syntax for the first parameter is defined as a <CHARACTER PROGRAM DATA> element.

This parameter is optional. If no token is specified, the current network device packets value is returned.

MAXimum: Biggest supported value

MINimum: Smallest supported value

Response Syntax

<Value>

Response(s)

Value:

The response data syntax for the first parameter is defined as a <NR1 NUMERIC RESPONSE DATA> element.

Returns the trace maximum hop count.

Example(s)

SOUR:DATA:TEL:TRAC:CONF:HCO 88

SOUR:DATA:TEL:TRAC:CONF:HCO?

Returns: 88

See Also

SOURce:DATA:TELecom:PING:CONFig:TTL

SOURce:DATA:TELecom:PING:CONFig:TTL?

:SOURce:DATA:TELecom:TRACe:CONFig:RUN

Description

This command allows you to run the Trace command.

This command is an event and is not associated with an *RST condition or a query form.

Navigation Path: Functions > Ping & Trace Route > Trace Route

Syntax

:SOURce:DATA:TELecom:TRACe:CONFig:RUN <wsp><Status>

Parameter(s)

Status:

The program data syntax for the first parameter is defined as a <BOOLEAN PROGRAM DATA> element.

Enables/disables:

ON: Enables

OFF: Disables

Response Syntax

<Value>

Example(s)

SOUR:DATA:TEL:TRAC:CONF:RUN ON

SOUR:DATA:TEL:TRAC:CONF:RUN?

Returns: 1

See Also

SOURce:DATA:TELecom:PING:SETup:RUN

SOURce:DATA:TELecom:PING:SETup:RUN?

:SOURce:DATA:TELecom:TRACe:CONFig:RUN?

Description

This query returns the status of the Trace command.

This query is an event and is not associated with an *RST condition or a query form.

Navigation Path: Functions > Ping & Trace Route > Trace Route

Syntax

:SOURce:DATA:TELecom:TRACe:CONFig:RUN?

Response Syntax

<Status>

Response(s)

Status:

The response data syntax for the first parameter is defined as a <BOOLEAN RESPONSE DATA> element.

Returns the status of the Trace command.

0, returns the status of the Trace command as OFF.

1, returns the status of the Trace command as ON.

Example(s)

SOUR:DATA:TEL:TRAC:CONF:RUN ON

SOUR:DATA:TEL:TRAC:CONF:RUN?

Returns: 1

See Also

SOURce:DATA:TELecom:PING:SETup:RUN

SOURce:DATA:TELecom:PING:SETup:RUN?

:SOURce:DATA:TELecom:TRACe:CONFig:TOUT

Description

This command allows you to enter the maximum time allowed between an ICMP echo and response. Choices are 200 ms to 10000 ms.

At *RST condition, this value is set to 4000 ms.

Navigation Path: Functions > Ping & Trace Route > Trace Route

Syntax

:SOURce:DATA:TELecom:TRACe:CONFig:TOUT <wsp><TOUT>

Parameter(s)

TOUT:

The program data syntax for the first parameter is defined as a <DECIMAL NUMERIC PROGRAM DATA> element.

Sets the Trace time out value.

MAXimum, the trace time out value is set to its maximum.

MINimum, the trace time out value is set to its minimum.

Choices are 200 ms to 10000 ms.

Response Syntax

<Status>

Example(s)

SOUR:DATA:TEL:TRAC:CONF:TOUT 10000

SOUR:DATA:TEL:TRAC:CONF:TOUT?

Returns: 10000

See Also

SOURce:DATA:TELecom:PING:CONFig:TOUT

SOURce:DATA:TELecom:PING:CONFig:TOUT?

:SOURce:DATA:TELecom:TRACe:CONFig:TOUT?

Description

This query returns the time allowed between an ICMP echo and response. Choices are 200 ms to 10000 ms.

At *RST condition, this value is set to 4000 ms.

Navigation Path: Functions > Ping & Trace Route > Trace

Syntax

:SOURce:DATA:TELecom:TRACe:CONFig:TOUT?[<wsp><Value>]

Parameter(s)

Value:

The program data syntax for the first parameter is defined as a <CHARACTER PROGRAM DATA> element.

This parameter is optional. If no token is specified, the current time allowed between an ICMP echo and response is returned.

MAXimum: Biggest supported value

MINimum: Smallest supported value

Response Syntax

<Value>

Response(s)

Value:

The response data syntax for the first parameter is defined as a <NR1 NUMERIC RESPONSE DATA> element.

Returns the time out value.

Example(s)

SOUR:DATA:TEL:TRAC:CONF:TOUT 10000

SOUR:DATA:TEL:TRAC:CONF:TOUT?

Returns: 10000

See Also

SOURce:DATA:TELecom:PING:CONFig:TOUT

SOURce:DATA:TELecom:PING:CONFig:TOUT?

Filters

:SENSe:DATA:TELecom:ETHernet:FILTer:FRAMe:BANDwidth?

Description	This command sets the frame bandwidth in megabit per second. At *RST condition, this value is set to device-dependent. Navigation Path: Functions > Filters & Packet Capture > Filters > Filter Statistics > Ethernet BW (Mbit/s)
Syntax	:SENSe:DATA:TELecom:ETHernet:FILTer:FRAMe:BANDwidth? <wsp><Filterno>
Parameter(s)	**Filterno**: The program data syntax for the first parameter is defined as a <DECIMAL NUMERIC PROGRAM DATA> element. Selects the filter number from 1 to 10.
Response Syntax	<Bandwidth>
Response(s)	**Bandwidth**: The response data syntax for the first parameter is defined as a <NR2 NUMERIC RESPONSE DATA> element. Returns the frame bandwidth.
Example(s)	SENS:DATA:TEL:ETH:FILT:FRAM:BAND? 1
See Also	SENSe:DATA:TELecom:ETHernet:FILTer:FRAMing:RATE?

:SENSe:DATA:TELecom:ETHernet:FILTer:FRAMe:COUNt?

Description

This query returns the number of frames matching the configured filter's criteria.

At *RST condition, this value is set to device-dependent.

Navigation Path: Functions > Filters & Packet Capture > Filters > Filter Statistics > Frame Count

Syntax

:SENSe:DATA:TELecom:ETHernet:FILTer:FRAMe:COUNt? <wsp><Filterno>

Parameter(s)

Filterno:

The program data syntax for the first parameter is defined as a <DECIMAL NUMERIC PROGRAM DATA> element.

Selects the filter number from 1 to 10.

Response Syntax

<Count>

Response(s)

Count:

The response data syntax for the first parameter is defined as a <NR2 NUMERIC RESPONSE DATA> element.

Returns the number of valid and invalid frames received.

Example(s)

SENS:DATA:TEL:ETH:FILT:FRAM:COUN? 1

See Also

SENSe:DATA:TELecom:ETHernet:FILTer:FRAMing:RATE?

:SENSe:DATA:TELecom:ETHernet:FILTer:FRAMe:RATE?

Description

This query returns the frame rate in frames per second.

At *RST condition, this value is set to device-dependent.

Navigation Path: Functions > Filters & Packet Capture > Filters > Filter Statistics > Frame Rate

Syntax

:SENSe:DATA:TELecom:ETHernet:FILTer:FRAMe:RATE? <wsp><Filterno>

Parameter(s)

Filterno:

The program data syntax for the first parameter is defined as a <DECIMAL NUMERIC PROGRAM DATA> element.

Selects the filter number from 1 to 10.

Response Syntax

<Rate>

Response(s)

Rate:

The response data syntax for the first parameter is defined as a <NR2 NUMERIC RESPONSE DATA> element.

Returns the frame rate.

Example(s)

SENS:DATA:TEL:ETH:FILT:FRAM:RATE? 1

See Also

SENSe:DATA:TELecom:ETHernet:FILTer:FRAMing:UTILization?

:SENSe:DATA:TELecom:ETHernet:FILTer:FRAMe:UTILization?

Description

This query returns the frame utilization in percentage.

At *RST condition, this value is set to device-dependent.

Navigation Path: Functions > Filters & Packet Capture > Filters > Filter Statistics > Line Utilization

Syntax

:SENSe:DATA:TELecom:ETHernet:FILTer:FRAMe:UTILization? <wsp><Filterno>

Parameter(s)

Filterno:

The program data syntax for the first parameter is defined as a <DECIMAL NUMERIC PROGRAM DATA> element.

Selects the filter number from 1 to 10.

Response Syntax

<Utilization>

Response(s)

Utilization:

The response data syntax for the first parameter is defined as a <NR2 NUMERIC RESPONSE DATA> element.

Returns the frame utilization.

Example(s)

SENS:DATA:TEL:ETH:FILT:FRAM:UTIL? 1

See Also

SENSe:DATA:TELecom:ETHernet:FILTer:FRAMing:RATE?

:SENSe:DATA:TELecom:ETHernet:FILTer:STATistics?

Description

This query returns the Filter error statistics.

At *RST condition, this value is set to device-dependent.

Navigation Path: Functions > Filters & Packet Capture > Filters > Filter Statistics > Error Count

Syntax

:SENSe:DATA:TELecom:ETHernet:FILTer:STATistics? <wsp><Filterno>, <Error>

Parameter(s)

Filterno:

The program data syntax for the first parameter is defined as a <DECIMAL NUMERIC PROGRAM DATA> element.

Selects the filter number from 1 to 10.

Error:

The program data syntax for the second parameter is defined as a <CHARACTER PROGRAM DATA> element.

Selects the type of MAC (Media Access Control) error.

FCS: Frame Check Sequence

IPchecksum: IP checksum.

JABber: Jabber/Giant

RUNt: Runt

TCPchecksum: Tcpchecksum

UDPchecksum: Udpchecksum

UNDERSIZED: Undersized

OVERSIZED: Oversized

Response Syntax

<Errors>

Response(s)

Errors:

The response data syntax for the first parameter is defined as a <NR1 NUMERIC RESPONSE DATA> element.

Returns the count of Filter errors.

Example(s)

SENS:DATA:TEL:ETH:FILT:STAT? 1, FCS

See Also

SENSe:DATA:TELecom:ETHernet:FILTer:FRAMing:UTILization?

:SENSe:DATA:TELecom:ETHernet:STReam:FILTer

Description

This command enables/disables the corresponding filter for a specific Filter Number.

At *RST condition, this value is set to OFF.

Navigation Path: Functions > Filters & Packet Capture > Filters > Enable

Syntax

:SENSe:DATA:TELecom:ETHernet:STReam:FILTer <wsp><Filterno>, <SET>

Parameter(s)

Filterno:

The program data syntax for the first parameter is defined as a <DECIMAL NUMERIC PROGRAM DATA> element.

Selects the filter number from 1 to 10.

SET:

The program data syntax for the second parameter is defined as a <BOOLEAN PROGRAM DATA> element.

enables/disables the corresponding filter for a specific filter number.

ON: Enabled

OFF: Disabled

Response Syntax

<Errors>

Example(s)

SENS:DATA:TEL:ETH:STR:FILT 1, ON

SENS:DATA:TEL:ETH:STR:FILT? 1

Returns: 1

See Also

SENSe:DATA:TELecom:CAPTure:TSOurce:DESTinaton:PORT?

:SENSe:DATA:TELecom:ETHernet:STReam:FILTer:BRACket:CLOSe

Description

This command selects the close parenthesis to control the precedence of operands when two operands are used.

At *RST condition, this value is set to blank.

Navigation Path: Functions > Filters & Packet Capture > Filters > Filter CONFig >)

Syntax

:SENSe:DATA:TELecom:ETHernet:STReam:FILTer:BRACket:CLOSe <wsp><Filterno>, <Criterion>, <Set>

Parameter(s)

Filterno:

The program data syntax for the first parameter is defined as a <DECIMAL NUMERIC PROGRAM DATA> element.

Selects the filter number from 1 to 10.

Criterion:

The program data syntax for the second parameter is defined as a <DECIMAL NUMERIC PROGRAM DATA> element.

Selects the filter criterion number from 1 to 4.

Set:

The program data syntax for the third parameter is defined as a <BOOLEAN PROGRAM DATA> element.

enables/disables the close parenthesis.

ON, enables the close parenthesis.

OFF, disables the close parenthesis.

Response Syntax

<Errors>

Example(s)

SENS:DATA:TEL:ETH:STR:FILT:BRAC:CLOS 2,1, ON

SENS:DATA:TEL:ETH:STR:FILT:BRAC:CLOS? 2,1

Returns: 1

See Also

SENSe:DATA:TELecom:ETHernet:STReam:FILTer:OPERator:NOT

SENSe:DATA:TELecom:ETHernet:STReam:FILTer:OPERator:NOT?

:SENSe:DATA:TELecom:ETHernet:STReam:FILTer:BRACket:CLOSe?

Description

This query returns the selected close parenthesis to control the precedence of operands when two operands are used.

At *RST condition, this value is set to blank.

Navigation Path: Functions > Filters & Packet Capture > Filters > Filter CONFig >)

Syntax

:SENSe:DATA:TELecom:ETHernet:STReam:FILTer:BRACket:CLOSe? <wsp><Filterno>, <Criterion>

Parameter(s)

Filterno:

The program data syntax for the first parameter is defined as a <DECIMAL NUMERIC PROGRAM DATA> element.

Selects the filter number from 1 to 10.

Criterion:

The program data syntax for the second parameter is defined as a <DECIMAL NUMERIC PROGRAM DATA> element.

Selects the filter criterion number from 1 to 4.

Response Syntax

<Set>

Response(s)

Set:

The response data syntax for the first parameter is defined as a <BOOLEAN RESPONSE DATA> element.

Returns the status of close parenthesis.

0, returns the status of close parenthesis as OFF.

1, returns the status of close parenthesis as ON.

Example(s)

SENS:DATA:TEL:ETH:STR:FILT:BRAC:CLOS 2,1, ON

SENS:DATA:TEL:ETH:STR:FILT:BRAC:CLOS? 2,1

Returns: 1

See Also

SENSe:DATA:TELecom:ETHernet:STReam:FILTer:OPERator:NOT

SENSe:DATA:TELecom:ETHernet:STReam:FILTer:OPERator:NOT?

:SENSe:DATA:TELecom:ETHernet:STReam:FILTer:BRACket:OPEN

Description

This command selects the open parenthesis to control the precedence of operands when two operands are used.

At *RST condition, this value is set to blank.

Navigation Path: Functions > Filters & Packet Capture > Filters > Filter CONFig > (

Syntax

:SENSe:DATA:TELecom:ETHernet:STReam:FILTer:BRACket:OPEN <wsp><Filterno>, <Criterion>, <Set>

Parameter(s)

Filterno:

The program data syntax for the first parameter is defined as a <DECIMAL NUMERIC PROGRAM DATA> element.

Selects the filter number from 1 to 10.

Criterion:

The program data syntax for the second parameter is defined as a <DECIMAL NUMERIC PROGRAM DATA> element.

Selects the filter criterion number from 1 to 4.

Set:

The program data syntax for the third parameter is defined as a <BOOLEAN PROGRAM DATA> element.

enables/disables the open parenthesis.

ON, enables the open parenthesis.

OFF, disables the open parenthesis.

Response Syntax

<Set>

Example(s)

SENS:DATA:TEL:ETH:STR:FILT:BRAC:OPEN 2,1, ON

SENS:DATA:TEL:ETH:STR:FILT:BRAC:OPEN? 2,1

Returns: 1

See Also

SENSe:DATA:TELecom:ETHernet:STReam:FILTer:BRACket:CLOSe

SENSe:DATA:TELecom:ETHernet:STReam:FILTer:BRACket:CLOSe?

:SENSe:DATA:TELecom:ETHernet:STReam:FILTer:BRACket:OPEN?

Description

This query returns the selected open parenthesis to control the precedence of operands when two operands are used.

At *RST condition, this value is set to blank.

Navigation Path: Functions > Filters & Packet Capture > Filters > Filter CONFig > (

Syntax

:SENSe:DATA:TELecom:ETHernet:STReam:FILTer:BRACket:OPEN? <wsp><Filterno>, <Criterion>

Parameter(s)

Filterno:

The program data syntax for the first parameter is defined as a <DECIMAL NUMERIC PROGRAM DATA> element.

Selects the filter number from 1 to 10.

Criterion:

The program data syntax for the second parameter is defined as a <DECIMAL NUMERIC PROGRAM DATA> element.

Selects the filter criterion number from 1 to 4.

Response Syntax

<Set>

Response(s)

Set:

The response data syntax for the first parameter is defined as a <BOOLEAN RESPONSE DATA> element.

Returns the status of open parenthesis.

0, returns the status of open parenthesis as ON.

1, returns the status of open parenthesis as OFF.

Example(s)

SENS:DATA:TEL:ETH:STR:FILT:BRAC:OPEN 2,1, ON

SENS:DATA:TEL:ETH:STR:FILT:BRAC:OPEN? 2,1

Returns: 1

See Also

SENSe:DATA:TELecom:ETHernet:STReam:FILTer:BRACket:CLOSe

SENSe:DATA:TELecom:ETHernet:STReam:FILTer:BRACket:CLOSe?

:SENSe:DATA:TELecom:ETHernet:STReam:FILTer:DESTination:IP

Description

This command sets the Destination Internet Protocol (IP) address, if the filter type is IP Address Destination for a specific Filter Number.

At *RST condition, this value is set to 0.0.0.0.

Navigation Path: Functions > Filters & Packet Capture > Filters > Filter CONFig > Filter type Destination IP > Value

Syntax

:SENSe:DATA:TELecom:ETHernet:STReam:FILTer:DESTination:IP <wsp><Filterno>, <Criterion>, <Address>

Parameter(s)

Filterno:

The program data syntax for the first parameter is defined as a <DECIMAL NUMERIC PROGRAM DATA> element.

Selects the filter number from 1 to 10.

Criterion:

The program data syntax for the second parameter is defined as a <DECIMAL NUMERIC PROGRAM DATA> element.

Selects the filter criterion number from 1 to 4.

Address:

The program data syntax for the third parameter is defined as a <STRING PROGRAM DATA> element.

Selects the Destination IP address.

Response Syntax

<Set>

Example(s)

SENS:DATA:TEL:ETH:STR:FILT:TYPE 2,1, IPD

SENS:DATA:TEL:ETH:STR:FILT:DEST:IP 2,1, 0.1.1.1

SENS:DATA:TEL:ETH:STR:FILT:DEST:IP? 2,1

Returns: 0.1.1.1

See Also

SENSe:DATA:TELecom:ETHernet:STReam:FILTer:TYPE

SENSe:DATA:TELecom:ETHernet:STReam:FILTer:DESTination:MAC

SENSe:DATA:TELecom:ETHernet:STReam:FILTer:DESTination:MAC?

:SENSe:DATA:TELecom:ETHernet:STReam:FILTer:DESTination:IP?

Description

This query returns the Destination Internet Protocol (IP) address, if filter the type is IP Address Destination for a specific Filter Number.

At *RST condition, this value is set to 0.0.0.0.

Navigation Path: Functions > Filters & Packet Capture > Filters > Filter CONFig > Filter type Destination IP > Value

Syntax

:SENSe:DATA:TELecom:ETHernet:STReam:FILTer:DESTination:IP? <wsp><Filterno>, <Criterion>

Parameter(s)

Filterno:

The program data syntax for the first parameter is defined as a <DECIMAL NUMERIC PROGRAM DATA> element.

Selects the filter number from 1 to 10.

Criterion:

The program data syntax for the second parameter is defined as a <DECIMAL NUMERIC PROGRAM DATA> element.

Selects the filter criterion number from 1 to 4.

Response Syntax

<Address>

Response(s)

Address:

The response data syntax for the first parameter is defined as a <STRING RESPONSE DATA> element.

Returns destination IP address.

Example(s)

SENS:DATA:TEL:ETH:STR:FILT:TYPE 2,1, IPD

SENS:DATA:TEL:ETH:STR:FILT:DEST:IP 2,1, 0.1.1.1

SENS:DATA:TEL:ETH:STR:FILT:DEST:IP? 2,1

Returns: 0.1.1.1

See Also

SENSe:DATA:TELecom:ETHernet:STReam:FILTer:TYPE

SENSe:DATA:TELecom:ETHernet:STReam:FILTer:DESTination:MAC

SENSe:DATA:TELecom:ETHernet:STReam:FILTer:DESTination:MAC?

:SENSe:DATA:TELecom:ETHernet:STReam:FILTer:DESTination :IPVersion

Description

This command sets the Destination IPv6 address, if Filter Type is IPv6 Destination address for a specific Filter No.

At *RST condition, this value is set to 0000:0000:0000:0000:0000:0000:0000:0000.

Navigation Path: Functions > Filters > Filter CONFig > Value

Syntax

:SENSe:DATA:TELecom:ETHernet:STReam:FILTer:DESTination:IPVersion <wsp><Filterno>, <Criterion>, <Address>

Parameter(s)

Filterno:

The program data syntax for the first parameter is defined as a <DECIMAL NUMERIC PROGRAM DATA> element.

Selects the filter number from 1 to 10.

Criterion:

The program data syntax for the second parameter is defined as a <DECIMAL NUMERIC PROGRAM DATA> element.

Selects the filter criterion number from 1 to 4.

Address:

The program data syntax for the third parameter is defined as a <STRING PROGRAM DATA> element.

Sets the Destination IPv6 address.

Response Syntax

<Address>

Example(s)

SENS:DATA:TEL:ETH:STR:FILT:TYPE 1, 1, IPVD

SENS:DATA:TEL:ETH:STR:FILT:DEST:IPV 1, 1, 0000:0000:0000:0000:0000:0000:0000:0000.

SENS:DATA:TEL:ETH:STR:FILT:DEST:IPV? 1, 1

Returns: 0000:0000:0000:0000:0000:0000:0000:0000.

See Also

SENSe:DATA:TELecom:ETHernet:STReam:FILTer:TYPE

SENSe:DATA:TELecom:ETHernet:STReam:FILTer:DSERvices:IPV?

:SENSe:DATA:TELecom:ETHernet:STReam:FILTer:DESTination :IPVersion?

Description

This query returns the Destination IPv6 address, if Filter Type is IPv6 Destination address for a specific Filter No.

At *RST condition, this value is set to 0000:0000:0000:0000:0000:0000:0000:0000.

Navigation Path: Functions > Filters > Filter CONFig > Value

Syntax

:SENSe:DATA:TELecom:ETHernet:STReam:FILTer:DESTination:IPVersion? <wsp><Filterno>, <Criterion>

Parameter(s)

Filterno:

The program data syntax for the first parameter is defined as a <DECIMAL NUMERIC PROGRAM DATA> element.

Selects the filter number from 1 to 10.

Criterion:

The program data syntax for the second parameter is defined as a <DECIMAL NUMERIC PROGRAM DATA> element.

Selects the filter criterion number from 1 to 4.

Response Syntax

<Address>

Response(s)

Address:

The response data syntax for the first parameter is defined as a <STRING RESPONSE DATA> element.

Returns the Destination IPv6 address.

Example(s)

SENS:DATA:TEL:ETH:STR:FILT:TYPE 1, 1, IPVD

SENS:DATA:TEL:ETH:STR:FILT:DEST:IPV 1, 1, 0000:0000:0000:0000:0000:0000:0000:0000.

SENS:DATA:TEL:ETH:STR:FILT:DEST:IPV? 1, 1

Returns: 0000:0000:0000:0000:0000:0000:0000:0000.

See Also

SENSe:DATA:TELecom:ETHernet:STReam:FILTer:TYPE

SENSe:DATA:TELecom:ETHernet:STReam:FILTer:DSERvices:IPV

:SENSe:DATA:TELecom:ETHernet:STReam:FILTer:DESTination:MAC

Description

This command sets the Destination Media Access Control (MAC) address, if the the filter type is MAC Address Destination for a specific Filter Number.

At *RST condition, this value is set to 00:00:00:00:00:00.

Navigation Path: Functions > Filters & Packet Capture > Filters > Filter CONFig > Filter type MAC Destination Address > Value

Syntax

:SENSe:DATA:TELecom:ETHernet:STReam:FILTer:DESTination:MAC <wsp><Filterno>, <Criterion>, <Address>

Parameter(s)

Filterno:

The program data syntax for the first parameter is defined as a <DECIMAL NUMERIC PROGRAM DATA> element.

Selects the filter number from 1 to 10.

Criterion:

The program data syntax for the second parameter is defined as a <DECIMAL NUMERIC PROGRAM DATA> element.

Selects the filter criterion number from 1 to 4.

Address:

The program data syntax for the third parameter is defined as a <STRING PROGRAM DATA> element.

Selects the Destination MAC address.

Response Syntax

<Address>

Example(s)

SENS:DATA:TEL:ETH:STR:FILT:TYPE 2,1, DMAC

SENS:DATA:TEL:ETH:STR:FILT:DEST:MAC 2,1, 00:00:00:FF:FF:FF

SENS:DATA:TEL:ETH:STR:FILT:DEST:MAC? 2,1

Returns: 00:00:00:FF:FF:FF

See Also

SENSe:DATA:TELecom:ETHernet:STReam:FILTer:TYPE

SENSe:DATA:TELecom:ETHernet:STReam:FILTer:DESTination:IP

SENSe:DATA:TELecom:ETHernet:STReam:FILTer:DESTination:IP?

:SENSe:DATA:TELecom:ETHernet:STReam:FILTer:DESTination:MAC?

Description

This query returns the Destination Media Access Control (MAC) address, if the filter type is MAC Address Destination for a specific Filter Number.

At *RST condition, this value is set to 00:00:00:00:00:00.

Navigation Path: Functions > Filters & Packet Capture > Filters > Filter CONFig > Filter type MAC Destination Address > Value

Syntax

:SENSe:DATA:TELecom:ETHernet:STReam:FILTer:DESTination:MAC? <wsp><Filterno>, <Criterion>

Parameter(s)

Filterno:

The program data syntax for the first parameter is defined as a <DECIMAL NUMERIC PROGRAM DATA> element.

Selects the filter number from 1 to 10.

Criterion:

The program data syntax for the second parameter is defined as a <DECIMAL NUMERIC PROGRAM DATA> element.

Selects the filter criterion number from 1 to 4.

Response Syntax

<Address>

Response(s)

Address:

The response data syntax for the first parameter is defined as a <STRING RESPONSE DATA> element.

Returns destination MAC address.

Example(s)

SENS:DATA:TEL:ETH:STR:FILT:TYPE 2,1, DMAC

SENS:DATA:TEL:ETH:STR:FILT:DEST:MAC 2,1, 00:00:00:FF:FF:FF

SENS:DATA:TEL:ETH:STR:FILT:DEST:MAC? 2,1

Returns: 00:00:00:FF:FF:FF

See Also

SENSe:DATA:TELecom:ETHernet:STReam:FILTer:TYPE

SENSe:DATA:TELecom:ETHernet:STReam:FILTer:DESTination:IP

SENSe:DATA:TELecom:ETHernet:STReam:FILTer:DESTination:IP?

:SENSe:DATA:TELecom:ETHernet:STReam:FILTer:DESTination:TCP

Description

This command sets the Transmission Control Protocol (TCP) Destination Port, if filter type is TCP Destination Port for a specific Filter No.

At *RST condition, this value is set to 0.

Navigation Path: Functions- > Filters - > Filters CONFig - > Value

Syntax

:SENSe:DATA:TELecom:ETHernet:STReam:FILTer:DESTination:TCP <wsp><Filterno>, <Criterion>, <port>

Parameter(s)

Filterno:

The program data syntax for the first parameter is defined as a <DECIMAL NUMERIC PROGRAM DATA> element.

Selects the filter number from 1 to 10.

Criterion:

The program data syntax for the second parameter is defined as a <DECIMAL NUMERIC PROGRAM DATA> element.

Selects the filter criterion number from 1 to 4.

port:

The program data syntax for the third parameter is defined as a <DECIMAL NUMERIC PROGRAM DATA> element.

Selects the Destination TCP port address.

MAXimum: Biggest supported value

MINimum: Smallest supported value

DEFault: Default value

Response Syntax

<Address>

Example(s)

SENS:DATA:TEL:ETH:STR:FILT:TYPE 2,1, TDESTINATION

SENS:DATA:TEL:ETH:STR:FILT:DEST:TCP 2,1, 50

SENS:DATA:TEL:ETH:STR:FILT:DEST:TCP? 2,1

Returns: 50

See Also

SENSe:DATA:TELecom:ETHernet:STReam:FILTer:MASK:DESTination:IP

:SENSe:DATA:TELecom:ETHernet:STReam:FILTer:DESTination:TCP?

Description

This query returns the Transmission Control Protocol (TCP) Destination Port, if filter type is TCP Destination Port for a specific Filter No.

At *RST condition, this value is set to 0.

Navigation Path: Functions- > Filters - > Filters CONFig - > Value

Syntax

:SENSe:DATA:TELecom:ETHernet:STReam:FILTer:DESTination:TCP? <wsp><Filterno>, <Criterion>,[<Port>]

Parameter(s)

Filterno:

The program data syntax for the first parameter is defined as a <DECIMAL NUMERIC PROGRAM DATA> element.

Selects the filter number from 1 to 10.

Criterion:

The program data syntax for the second parameter is defined as a <DECIMAL NUMERIC PROGRAM DATA> element.

Selects the filter criterion number from 1 to 4.

Port:

The program data syntax for the third parameter is defined as a <CHARACTER PROGRAM DATA> element.

This parameter is optional. If no token is specified, the current TCP Destination Port for a specific Filter Number is returned.

MAXimum: Biggest supported value

MINimum: Smallest supported value

DEFault: Default value

Response Syntax

<port>

:SENSe:DATA:TELecom:ETHernet:STReam:FILTer:DESTination:TCP?

Response(s)

port:

The response data syntax for the first parameter is defined as a <NR1 NUMERIC RESPONSE DATA> element.

Returns destination TCP port address.

Example(s)

SENS:DATA:TEL:ETH:STR:FILT:TYPE 2,1, TDESTINATION

SENS:DATA:TEL:ETH:STR:FILT:DEST:TCP 2,1, 50

SENS:DATA:TEL:ETH:STR:FILT:DEST:TCP? 2,1

Returns: 50

See Also

SENSe:DATA:TELecom:ETHernet:STReam:FILTer:MASK:DESTination:IP

:SENSe:DATA:TELecom:ETHernet:STReam:FILTer:DESTination :UDP

Description

This command sets the User Datagram Protocol (UDP) Destination Port, if the filter type is UDP Destination Port for a specific Filter Number.

At *RST condition, this value is set to 0.

Navigation Path: Functions > Filters & Packet Capture > Filters > Filter CONFig > Filter type UDP Destination Port > Value

Syntax

:SENSe:DATA:TELecom:ETHernet:STReam:FILTer:DESTination:UDP <wsp><Filterno>, <Criterion>, <Port>

Parameter(s)

Filterno:

The program data syntax for the first parameter is defined as a <DECIMAL NUMERIC PROGRAM DATA> element.

Selects the filter number from 1 to 10.

Criterion:

The program data syntax for the second parameter is defined as a <DECIMAL NUMERIC PROGRAM DATA> element.

Selects the filter criterion number from 1 to 4.

Port:

The program data syntax for the third parameter is defined as a <DECIMAL NUMERIC PROGRAM DATA> element.

Selects the Destination UDP port address.

MAXimum: Biggest supported value

MINimum: Smallest supported value

DEFault: Default value

Response Syntax

<port>

Example(s)

SENS:DATA:TEL:ETH:STR:FILT:TYPE 2,1, UDES

SENS:DATA:TEL:ETH:STR:FILT:DEST:UDP 2,1, 50

SENS:DATA:TEL:ETH:STR:FILT:DEST:UDP? 2,1

Returns: 50

See Also

SENSe:DATA:TELecom:ETHernet:STReam:FILTer:DESTination:MAC

:SENSe:DATA:TELecom:ETHernet:STReam:FILTer:DESTination:UDP?

Description

This query returns the User Datagram Protocol (UDP) Destination Port, if the filter type is UDP Destination Port for a specific Filter Number.

At *RST condition, this value is set to 0.

Navigation Path: Functions > Filters & Packet Capture > Filters > Filter CONFig > Filter type UDP Destination Port > Value

Syntax

:SENSe:DATA:TELecom:ETHernet:STReam:FILTer:DESTination:UDP? <wsp><Filterno>, <Criterion>,[<Port>]

Parameter(s)

Filterno:

The program data syntax for the first parameter is defined as a <DECIMAL NUMERIC PROGRAM DATA> element.

Selects the filter number from 1 to 10.

Criterion:

The program data syntax for the second parameter is defined as a <DECIMAL NUMERIC PROGRAM DATA> element.

Selects the filter criterion number from 1 to 4.

Port:

The program data syntax for the third parameter is defined as a <CHARACTER PROGRAM DATA> element.

This parameter is optional. If no token is specified, the current UDP Destination Port for a specific Filter Number is returned.

MAXimum: Biggest supported value

MINimum: Smallest supported value

DEFault: Default value

Response Syntax

<port>

:SENSe:DATA:TELecom:ETHernet:STReam:FILTer:DESTination :UDP?

Response(s)

port:

The response data syntax for the first parameter is defined as a <NR1 NUMERIC RESPONSE DATA> element.

Returns destination UDP port address.

Example(s)

SENS:DATA:TEL:ETH:STR:FILT:TYPE 2,1, UDES

SENS:DATA:TEL:ETH:STR:FILT:DEST:UDP 2,1, 50

SENS:DATA:TEL:ETH:STR:FILT:DEST:UDP? 2,1

Returns: 50

See Also

SENSe:DATA:TELecom:ETHernet:STReam:FILTer:TYPE

SENSe:DATA:TELecom:ETHernet:STReam:FILTer:DESTination:UDP

SENSe:DATA:TELecom:ETHernet:STReam:FILTer:DESTination:UDP?

:SENSe:DATA:TELecom:ETHernet:STReam:FILTer:DSERvices

Description

This command sets the Differentiated Services, if the filter type is Diff Serv for a specific Filter Number.

At *RST condition, this value is set to 0.

Navigation Path: Functions > Filters & Packet Capture > Filters > Filter CONFig > Filter type Diff Serv > Value

Syntax

:SENSe:DATA:TELecom:ETHernet:STReam:FILTer:DSERvices <wsp><Filterno>, <Criterion>, <Dservices>

Parameter(s)

Filterno:

The program data syntax for the first parameter is defined as a <DECIMAL NUMERIC PROGRAM DATA> element.

Selects the filter number from 1 to 10.

Criterion:

The program data syntax for the second parameter is defined as a <DECIMAL NUMERIC PROGRAM DATA> element.

Selects the filter criterion number from 1 to 4.

Dservices:

The program data syntax for the third parameter is defined as a <DECIMAL NUMERIC PROGRAM DATA> element.

Selects the Differentiated Services.

MAXimum: Biggest supported value

MINimum: Smallest supported value

DEFault: Default value

Response Syntax

<port>

Example(s)

SENS:DATA:TEL:ETH:STR:FILT:TYPE 2,1, DSER

SENS:DATA:TEL:ETH:STR:FILT:DSER 2,1, 55

SENS:DATA:TEL:ETH:STR:FILT:DSER? 2,1

Returns: 55

See Also

SENSe:DATA:TELecom:ETHernet:STReam:FILTer:TYPE

SENSe:DATA:TELecom:ETHernet:STReam:FILTer:PRECedence

SENSe:DATA:TELecom:ETHernet:STReam:FILTer:PRECedence?

:SENSe:DATA:TELecom:ETHernet:STReam:FILTer:DSERvices:IPVersion

Description

This command sets the value of Differentiated Services, if filter type is Differentiated Services for a specific Filter No.

At *RST condition, this value is set to #B000000.

Navigation Path: Functions > Filters > Filter CONFig > Value

Syntax

:SENSe:DATA:TELecom:ETHernet:STReam:FILTer:DSERvices:IPVersion <wsp><Filterno>, <Criterion>, <Dservices>

Parameter(s)

Filterno:

The program data syntax for the first parameter is defined as a <DECIMAL NUMERIC PROGRAM DATA> element.

Selects the filter number from 1 to 10.

Criterion:

The program data syntax for the second parameter is defined as a <DECIMAL NUMERIC PROGRAM DATA> element.

Selects the filter criterion number from 1 to 4.

Dservices:

The program data syntax for the third parameter is defined as a <NONDECIMAL NUMERIC PROGRAM DATA> element.

Sets the value of differentiated services.

Response Syntax

<port>

Example(s)

SENS:DATA:TEL:ETH:STR:FILT:TYPE 2,1, IPVD

SENS:DATA:TEL:ETH:STR:FILT:DSER:IPV 2,1, #B000001

SENS:DATA:TEL:ETH:STR:FILT:DSER:IPV? 2,1

Returns: 1

See Also

SENSe:DATA:TELecom:ETHernet:STReam:FILTer:SOURce:IPV?

SENSe:DATA:TELecom:ETHernet:STReam:FILTer:TYPE

:SENSe:DATA:TELecom:ETHernet:STReam:FILTer:DSERvices:IPVersion?

Description

This query returns the value of Differentiated Services, if filter type is Differentiated Services for a specific Filter No.

At *RST condition, this value is set to #B000000.

Navigation Path: Functions > Filters > Filter CONFig > Value

Syntax

:SENSe:DATA:TELecom:ETHernet:STReam:FILTer:DSERvices:IPVersion? <wsp><Filterno>, <Criterion>

Parameter(s)

Filterno:

The program data syntax for the first parameter is defined as a <DECIMAL NUMERIC PROGRAM DATA> element.

Selects the filter number from 1 to 10.

Criterion:

The program data syntax for the second parameter is defined as a <DECIMAL NUMERIC PROGRAM DATA> element.

Selects the filter criterion number from 1 to 4.

Response Syntax

<Dservices>

Response(s)

Dservices:

The response data syntax for the first parameter is defined as a <NR1 NUMERIC RESPONSE DATA> element.

Returns the value of differentiated services.

Example(s)

SENS:DATA:TEL:ETH:STR:FILT:TYPE 2,1, IPVD

SENS:DATA:TEL:ETH:STR:FILT:DSER:IPV 2,1, #B000001

SENS:DATA:TEL:ETH:STR:FILT:DSER:IPV? 2,1

Returns: 1

See Also

SENSe:DATA:TELecom:ETHernet:STReam:FILTer:SOURce:IPV

SENSe:DATA:TELecom:ETHernet:STReam:FILTer:TYPE

:SENSe:DATA:TELecom:ETHernet:STReam:FILTer:DSERvices?

Description

This query returns the Differentiated Services, if the filter type is Diff Serv for a specific Filter Number.

At *RST condition, this value is set to 0.

Navigation Path: Functions > Filters & Packet Capture > Filters > Filter CONFig > Filter type Diff Serv > Value

Syntax

:SENSe:DATA:TELecom:ETHernet:STReam:FILTer:DSERvices? <wsp><Filterno>, <Criterion>,[<Dservices>]

Parameter(s)

Filterno:

The program data syntax for the first parameter is defined as a <DECIMAL NUMERIC PROGRAM DATA> element.

Selects the filter number from 1 to 10.

Criterion:

The program data syntax for the second parameter is defined as a <DECIMAL NUMERIC PROGRAM DATA> element.

Selects the filter criterion number from 1 to 4.

Dservices:

The program data syntax for the third parameter is defined as a <CHARACTER PROGRAM DATA> element.

This parameter is optional. If no token is specified, the current Diff Serv for a specific Filter Number is returned.

MAXimum: Biggest supported value

MINimum: Smallest supported value

DEFault: Default value

Response Syntax

<Dservices>

:SENSe:DATA:TELecom:ETHernet:STReam:FILTer:DSERvices?

Response(s)

Dservices:

The response data syntax for the first parameter is defined as a <NR1 NUMERIC RESPONSE DATA> element.

Returns the value of differentiated services.

Example(s)

SENS:DATA:TEL:ETH:STR:FILT:TYPE 2,1, DSER

SENS:DATA:TEL:ETH:STR:FILT:DSER 2,1, 50

SENS:DATA:TEL:ETH:STR:FILT:DSER? 2,1

Returns: 50

See Also

SENSe:DATA:TELecom:ETHernet:STReam:FILTer:TYPE

SENSe:DATA:TELecom:ETHernet:STReam:FILTer:PRECedence

SENSe:DATA:TELecom:ETHernet:STReam:FILTer:PRECedence?

:SENSe:DATA:TELecom:ETHernet:STReam:FILTer:ENABled:TIME?

Description

This query returns the time during which the filter is enabled.

At *RST condition, this value is set to '--'.

Navigation Path: Functions > Filters & Packet Capture > Filters > Enabled Time

Syntax

:SENSe:DATA:TELecom:ETHernet:STReam:FILTer:ENABled:TIME? <wsp><Filterno>

Parameter(s)

Filterno:

The program data syntax for the first parameter is defined as a <DECIMAL NUMERIC PROGRAM DATA> element.

Selects the filter number from 1 to 10.

Response Syntax

<Time>

Response(s)

Time:

The response data syntax for the first parameter is defined as a <STRING RESPONSE DATA> element.

Returns the time during which the filter is enabled.

Example(s)

SENS:DATA:TEL:ETH:STR:FILT:ENAB:TIME? 1

See Also

SENSe:DATA:TELecom:ETHernet:FILTer:FRAMing:RATE?

:SENSe:DATA:TELecom:ETHernet:STReam:FILTer:ETHertype

Description

This command sets the Ether Type value, if the filter type is Ether Type for a specific Filter Number.

At *RST condition, this value is set to 2048.

Navigation Path: Functions > Filters & Packet Capture > Filters > Filter CONFig > Filter type Ether Type > Value

Syntax

:SENSe:DATA:TELecom:ETHernet:STReam:FILTer:ETHertype <wsp><Filterno>, <Criterion>, <Type>

Parameter(s)

Filterno:

The program data syntax for the first parameter is defined as a <DECIMAL NUMERIC PROGRAM DATA> element.

Selects the filter number from 1 to 10.

Criterion:

The program data syntax for the second parameter is defined as a <DECIMAL NUMERIC PROGRAM DATA> element.

Selects the filter criterion number from 1 to 4.

Type:

The program data syntax for the third parameter is defined as a <NONDECIMAL NUMERIC PROGRAM DATA> element.

Sets the filter ether type value.

Response Syntax

<Time>

Example(s)

SENS:DATA:TEL:ETH:STR:FILT:TYPE 2,1, ETH

SENS:DATA:TEL:ETH:STR:FILT:ETH 2,1, #H007

SENS:DATA:TEL:ETH:STR:FILT:ETH? 2,1

Returns: 7

See Also

SENSe:DATA:TELecom:ETHernet:STReam:FILTer:IPPRotocol

SENSe:DATA:TELecom:ETHernet:STReam:FILTer:IPPRotocol?

:SENSe:DATA:TELecom:ETHernet:STReam:FILTer:ETHertype?

Description

This query returns the Ether Type value, if the filter type is Ether Type for a specific Filter Number.

At *RST condition, this value is set to 2048.

Navigation Path: Functions > Filters & Packet Capture > Filters > Filter CONFig > Filter type Ether Type > Value

Syntax

:SENSe:DATA:TELecom:ETHernet:STReam:FILTer:ETHertype? <wsp><Filterno>, <Criterion>

Parameter(s)

Filterno:

The program data syntax for the first parameter is defined as a <DECIMAL NUMERIC PROGRAM DATA> element.

Selects the filter number from 1 to 10.

Criterion:

The program data syntax for the second parameter is defined as a <DECIMAL NUMERIC PROGRAM DATA> element.

Selects the filter criterion number from 1 to 4.

Response Syntax

<Type>

Response(s)

Type:

The response data syntax for the first parameter is defined as a <NR1 NUMERIC RESPONSE DATA> element.

Returns the Ether Type filter value.

Example(s)

SENS:DATA:TEL:ETH:STR:FILT:TYPE 2,1, ETH

SENS:DATA:TEL:ETH:STR:FILT:ETH 2,1, #H007

SENS:DATA:TEL:ETH:STR:FILT:ETH? 2,1

Returns: 7

See Also

SENSe:DATA:TELecom:ETHernet:STReam:FILTer:IPPRotocol

SENSe:DATA:TELecom:ETHernet:STReam:FILTer:IPPRotocol?

:SENSe:DATA:TELecom:ETHernet:STReam:FILTer:FLABel:IPVersion

Description

This command sets the IPv6 Flow Label, if Filter Type is IPv6 Flow Label for a specific Filter No.

At *RST condition, this value is set to 0.

Navigation Path: Functions > Filters > Filter CONFig > Value

Syntax

:SENSe:DATA:TELecom:ETHernet:STReam:FILTer:FLABel:IPVersion <wsp><Filterno>, <Criterion>, <IPV6 Flow Label>

Parameter(s)

Filterno:

The program data syntax for the first parameter is defined as a <DECIMAL NUMERIC PROGRAM DATA> element.

Selects the filter number from 1 to 10.

Criterion:

The program data syntax for the second parameter is defined as a <DECIMAL NUMERIC PROGRAM DATA> element.

Selects the filter criterion number from 1 to 4.

IPV6 Flow Label:

The program data syntax for the third parameter is defined as a <DECIMAL NUMERIC PROGRAM DATA> element.

Sets the IPv6 Flow Label.

MAXimum: Biggest supported value

MINimum: Smallest supported value

DEFault: Default value

Response Syntax

<Type>

Example(s)

SENS:DATA:TEL:ETH:STR:FILT:TYPE 1, 1, IPVF

SENS:DATA:TEL:ETH:STR:FILT:FLAB:IPV 1, 1, 20

SENS:DATA:TEL:ETH:STR:FILT:FLAB:IPV? 1, 1

Returns: 20

See Also

SENSe:DATA:TELecom:ETHernet:STReam:FILTer:TYPE

SENSe:DATA:TELecom:ETHernet:STReam:FILTer:TCLass:IPV?

:SENSe:DATA:TELecom:ETHernet:STReam:FILTer:FLABel:IPVersion?

Description

This query returns the IPv6 Flow Label, if Filter Type is IPv6 Flow Label for a specific Filter No.

At *RST condition, this value is set to 0.

Navigation Path: Functions > Filters > Filter CONFig > Value

Syntax

:SENSe:DATA:TELecom:ETHernet:STReam:FILTer:FLABel:IPVersion? <wsp><Filterno>, <Criterion>,[< IPv6 Flow Label>]

Parameter(s)

Filterno:

The program data syntax for the first parameter is defined as a <DECIMAL NUMERIC PROGRAM DATA> element.

Selects the filter number from 1 to 10.

Criterion:

The program data syntax for the second parameter is defined as a <DECIMAL NUMERIC PROGRAM DATA> element.

Selects the filter criterion number from 1 to 4.

IPv6 Flow Label:

The program data syntax for the third parameter is defined as a <CHARACTER PROGRAM DATA> element.

This parameter is optional. If no token is specified, the current IPV6 Flow Label for a specific Filter Number is returned.

MAXimum: Biggest supported value

MINimum: Smallest supported value

DEFault: Default value

Response Syntax

<Flabel>

:SENSe:DATA:TELecom:ETHernet:STReam:FILTer:FLABel:IPVersion?

Response(s)

Flabel:

The response data syntax for the first parameter is defined as a <NR1 NUMERIC RESPONSE DATA> element.

Returns the IPv6 Flow Label.

Example(s)

SENS:DATA:TEL:ETH:STR:FILT:TYPE 1, 1, IPVF

SENS:DATA:TEL:ETH:STR:FILT:FLAB:IPV 1, 1, 20

SENS:DATA:TEL:ETH:STR:FILT:FLAB:IPV? 1, 1

Returns: 20

See Also

SENSe:DATA:TELecom:ETHernet:STReam:FILTer:TYPE

SENSe:DATA:TELecom:ETHernet:STReam:FILTer:TCLass:IPV

:SENSe:DATA:TELecom:ETHernet:STReam:FILTer:FRAMe:FORMat

Description

This command sets the Frame Format, if filter type is Frame Format for a specific Filter No.

At *RST condition, this value is set to ETHERNETII.

Navigation Path:

Functions- > Filters- > Filters CONFig - > Value

Syntax

:SENSe:DATA:TELecom:ETHernet:STReam:FILTer:FRAMe:FORMat <wsp><Filterno>, <Criterion>, <Format>

Parameter(s)

Filterno:

The program data syntax for the first parameter is defined as a <DECIMAL NUMERIC PROGRAM DATA> element.

Selects the filter number from 1 to 10.

Criterion:

The program data syntax for the second parameter is defined as a <DECIMAL NUMERIC PROGRAM DATA> element.

Selects the filter criterion number from 1 to 4.

Format:

The program data syntax for the third parameter is defined as a <CHARACTER PROGRAM DATA> element.

Selects the frame format.

ETHERNETII, sets the Frame fortmat type to Ethernet II.

IEEE8023LLCSNAP, sets the Frame fortmat type to 802.3 SNAP.

Response Syntax

<Flabel>

Example(s)

SENS:DATA:TEL:ETH:STR:FILT:TYPE 2,1, FFORMAT

SENS:DATA:TEL:ETH:STR:FILT:FRAM:FORM 2,1, ETHERNETII

SENS:DATA:TEL:ETH:STR:FILT:FRAM:FORM? 2,1

Returns: ETHERNETII

See Also

SENSe:DATA:TELecom:ETHernet:STReam:FILTer:TYPE 1, 1, DMAC

SENSe:DATA:TELecom:ETHernet:STReam:FILTer:TYPE? 1, 1

:SENSe:DATA:TELecom:ETHernet:STReam:FILTer:FRAMe:FORMat?

Description

This query returns the Frame Format, if filter type is Frame Format for a specific Filter No.

At *RST condition, this value is set to ETHERNETII.

Navigation Path:

Functions- > Filters - > Filters CONFig - > Value

Syntax

:SENSe:DATA:TELecom:ETHernet:STReam:FILTer:FRAMe:FORMat? <wsp><Filterno>, <Criterion>

Parameter(s)

Filterno:

The program data syntax for the first parameter is defined as a <DECIMAL NUMERIC PROGRAM DATA> element.

Selects the filter number from 1 to 10.

Criterion:

The program data syntax for the second parameter is defined as a <DECIMAL NUMERIC PROGRAM DATA> element.

Selects the filter criterion number from 1 to 4.

Response Syntax

<Type>

Response(s)

Type:

The response data syntax for the first parameter is defined as a <CHARACTER RESPONSE DATA> element.

Returns destination frame format.

ETHERNETII, Ethernet II is current frame format.

IEEE8023LlcSnap, 802.3 SNAP is current frame format.

Example(s)

SENS:DATA:TEL:ETH:STR:FILT:TYPE 2,1, FFORMAT

SENS:DATA:TEL:ETH:STR:FILT:FRAM:FORM 2,1, ETHERNETII

SENS:DATA:TEL:ETH:STR:FILT:FRAM:FORM? 2,1

Returns: ETHERNETII

See Also

SENSe:DATA:TELecom:ETHernet:STReam:FILTer:TYPE 1, 1, DMAC

SENSe:DATA:TELecom:ETHernet:STReam:FILTer:TYPE? 1, 1

:SENSe:DATA:TELecom:ETHernet:STReam:FILTer:IPPRotocol

Description

This command sets the IP Protocol value, if the filter type is IP Protocol for a specific Filter Number.

At *RST condition, this value is set to 17.

Navigation Path: Functions > Filters & Packet Capture > Filters > Filter CONFig > Filter type IP Protocol > Value

Syntax

:SENSe:DATA:TELecom:ETHernet:STReam:FILTer:IPPRotocol <wsp><Filterno>, <Criterion>, <Ipprotocol>

Parameter(s)

Filterno:

The program data syntax for the first parameter is defined as a <DECIMAL NUMERIC PROGRAM DATA> element.

Selects the filter number from 1 to 10.

Criterion:

The program data syntax for the second parameter is defined as a <DECIMAL NUMERIC PROGRAM DATA> element.

Selects the filter criterion number from 1 to 4.

Ipprotocol:

The program data syntax for the third parameter is defined as a <DECIMAL NUMERIC PROGRAM DATA> element.

Sets the filter IP protocol value.

MAXimum: Biggest supported value

MINimum: Smallest supported value

DEFault: Default value

Response Syntax

<Type>

Example(s)

SENS:DATA:TEL:ETH:STR:FILT:TYPE 1,1,IPPR

SENS:DATA:TEL:ETH:STR:FILT:IPPR 1, 1, 17

SENS:DATA:TEL:ETH:STR:FILT:IPPR? 1, 1

Returns: 17

See Also

SENSe:DATA:TELecom:ETHernet:STReam:FILTer:ETHertype

SENSe:DATA:TELecom:ETHernet:STReam:FILTer:ETHertype?

:SENSe:DATA:TELecom:ETHernet:STReam:FILTer:IPPRotocol?

Description

This query returns the IP Protocol value, if the filter type is IP Protocol for a specific Filter Number.

At *RST condition, this value is set to 17.

Navigation Path: Functions > Filters & Packet Capture > Filters > Filter CONFig > Filter type IP Protocol > Value

Syntax

:SENSe:DATA:TELecom:ETHernet:STReam:FILTer:IPPRotocol? <wsp><Filterno>, <Criterion>,[<Ipprotocol>]

Parameter(s)

Filterno:

The program data syntax for the first parameter is defined as a <DECIMAL NUMERIC PROGRAM DATA> element.

Selects the filter number from 1 to 10.

Criterion:

The program data syntax for the second parameter is defined as a <DECIMAL NUMERIC PROGRAM DATA> element.

Selects the filter criterion number from 1 to 4.

Ipprotocol:

The program data syntax for the third parameter is defined as a <CHARACTER PROGRAM DATA> element.

Gets the filter IP protocol value.

MAXimum: Biggest supported value

MINimum: Smallest supported value

DEFault: Default value

Response Syntax

<Ipprotocol>

:SENSe:DATA:TELecom:ETHernet:STReam:FILTer:IPPRotocol?

Response(s)

Ipprotocol:

The response data syntax for the first parameter is defined as a <NR1 NUMERIC RESPONSE DATA> element.

Returns the IP Protocol.

Example(s)

SENS:DATA:TEL:ETH:STR:FILT:TYPE 1,1,IPPR

SENS:DATA:TEL:ETH:STR:FILT:IPPR 1, 1, 17

SENS:DATA:TEL:ETH:STR:FILT:IPPR? 1, 1

Returns: 17

See Also

SENSe:DATA:TELecom:ETHernet:STReam:FILTer:ETHertype

SENSe:DATA:TELecom:ETHernet:STReam:FILTer:ETHertype?

:SENSe:DATA:TELecom:ETHernet:STReam:FILTer:MASK:DESTination:IP

Description

This command sets the Mask Destination IP address, if the filter type is IP Address Destination for a specific Filter Number.

At *RST condition, this value is set to 255.255.255.255.

Navigation Path: Functions > Filters & Packet Capture > Filters > Filter CONFig > Filter type IP Destination Address > Mask

Syntax

:SENSe:DATA:TELecom:ETHernet:STReam:FILTer:MASK:DESTination:IP <wsp><Filterno>, <Criterion>, <Address>

Parameter(s)

Filterno:

The program data syntax for the first parameter is defined as a <DECIMAL NUMERIC PROGRAM DATA> element.

Selects the filter number from 1 to 10.

Criterion:

The program data syntax for the second parameter is defined as a <DECIMAL NUMERIC PROGRAM DATA> element.

Selects the filter criterion number from 1 to 4.

Address:

The program data syntax for the third parameter is defined as a <STRING PROGRAM DATA> element.

Selects the Mask Destination IP address.

Response Syntax

<Ipprotocol>

Example(s)

SENS:DATA:TEL:ETH:STR:FILT:TYPE 2,1, IPD

SENS:DATA:TEL:ETH:STR:FILT:MASK:DEST:IP 2,1, 255.255.255.255

SENS:DATA:TEL:ETH:STR:FILT:MASK:DEST:IP? 2,1

Returns: 255.255.255.255

See Also

SENSe:DATA:TELecom:ETHernet:STReam:FILTer:TYPE

SENSe:DATA:TELecom:ETHernet:STReam:FILTer:MASK:DESTination:MAC

SENSe:DATA:TELecom:ETHernet:STReam:FILTer:MASK:DESTination:MAC?

:SENSe:DATA:TELecom:ETHernet:STReam:FILTer:MASK:DESTination:IP?

Description

This query returns the Mask Destination IP address, if the filter type is IP Address Destination for a specific Filter Number.

At *RST condition, this value is set to 255.255.255.255.

Navigation Path: Functions > Filters & Packet Capture > Filters > Filter CONFig > Filter type IP Destination Address > Mask

Syntax

:SENSe:DATA:TELecom:ETHernet:STReam:FILTer:MASK:DESTination:IP? <wsp><Filterno>, <Criterion>

Parameter(s)

Filterno:

The program data syntax for the first parameter is defined as a <DECIMAL NUMERIC PROGRAM DATA> element.

Selects the filter number from 1 to 10.

Criterion:

The program data syntax for the second parameter is defined as a <DECIMAL NUMERIC PROGRAM DATA> element.

Selects the filter criterion number from 1 to 4.

Response Syntax

<Address>

Response(s)

Address:

The response data syntax for the first parameter is defined as a <STRING RESPONSE DATA> element.

Returns the masked Destination IP address.

Example(s)

SENS:DATA:TEL:ETH:STR:FILT:TYPE 2,1, IPD

SENS:DATA:TEL:ETH:STR:FILT:MASK:DEST:IP 2,1, 255.255.255.255

SENS:DATA:TEL:ETH:STR:FILT:MASK:DEST:IP? 2,1

Returns: 255.255.255.255

See Also

SENSe:DATA:TELecom:ETHernet:STReam:FILTer:TYPE

SENSe:DATA:TELecom:ETHernet:STReam:FILTer:MASK:DESTination:MAC

SENSe:DATA:TELecom:ETHernet:STReam:FILTer:MASK:DESTination:MAC?

:SENSe:DATA:TELecom:ETHernet:STReam:FILTer:MASK:DESTination:IPVersion

Description

This command sets the Mask Destination IPv6 address, if Filter Type is IPv6 Destination address for a specific Filter No.

At *RST condition, this value is set to FFFF:FFFF:FFFF:FFFF:FFFF:FFFF:FFFF:FFFF.

Navigation Path: Functions > Filters > Filter CONFig > MASK

Syntax

:SENSe:DATA:TELecom:ETHernet:STReam:FILTer:MASK:DESTination:IPVersion <wsp><Filterno>, <Criterion>, <Address>

Parameter(s)

Filterno:

The program data syntax for the first parameter is defined as a <DECIMAL NUMERIC PROGRAM DATA> element.

Selects the filter number from 1 to 10.

Criterion:

The program data syntax for the second parameter is defined as a <DECIMAL NUMERIC PROGRAM DATA> element.

Selects the filter criterion number from 1 to 4.

Address:

The program data syntax for the third parameter is defined as a <STRING PROGRAM DATA> element.

Sets the Mask Destination IPv6 address.

Response Syntax

<Address>

Example(s)

SENS:DATA:TEL:ETH:STR:FILT:TYPE 1, 1, IPVDESTINATION

SENS:DATA:TEL:ETH:STR:FILT:MASK:DEST:IPV 1, 1, FFFF:FFFF:FFFF:FFFF:FFFF:FFFF:FFFF:FFFF

SENS:DATA:TEL:ETH:STR:FILT:MASK:DEST:IPV? 1, 1

Returns: FFFF:FFFF:FFFF:FFFF:FFFF:FFFF:FFFF:FFFF

See Also

SENSe:DATA:TELecom:ETHernet:STReam:FILTer:MASK:DESTination:IPV?

SENSe:DATA:TELecom:ETHernet:STReam:FILTer:TYPE

:SENSe:DATA:TELecom:ETHernet:STReam:FILTer:MASK:DESTination:IPVersion?

Description

This query returns the Mask Destination IPv6 address, if Filter Type is IPv6 Destination address for a specific Filter No.

At *RST condition, this value is set to FFFF:FFFF:FFFF:FFFF:FFFF:FFFF:FFFF:FFFF.

Navigation Path: Functions > Filters > Filter CONFig > MASK

Syntax

:SENSe:DATA:TELecom:ETHernet:STReam:FILTer:MASK:DESTination:IPVersion? <wsp><Filterno>, <Criterion>

Parameter(s)

Filterno:

The program data syntax for the first parameter is defined as a <DECIMAL NUMERIC PROGRAM DATA> element.

Selects the filter number from 1 to 10.

Criterion:

The program data syntax for the second parameter is defined as a <DECIMAL NUMERIC PROGRAM DATA> element.

Selects the filter criterion number from 1 to 4.

Response Syntax

<Address>

Response(s)

Address:

The response data syntax for the first parameter is defined as a <STRING RESPONSE DATA> element.

Returns the Mask Destination IPv6 address.

Example(s)

SENS:DATA:TEL:ETH:STR:FILT:TYPE 1, 1, IPVDESTINATION

SENS:DATA:TEL:ETH:STR:FILT:MASK:DEST:IPV 1, 1, FFFF:FFFF:FFFF:FFFF:FFFF:FFFF:FFFF:FFFF

SENS:DATA:TEL:ETH:STR:FILT:MASK:DEST:IPV? 1, 1

Returns: FFFF:FFFF:FFFF:FFFF:FFFF:FFFF:FFFF:FFFF

See Also

SENSe:DATA:TELecom:ETHernet:STReam:FILTer:MASK:DESTination:IPV

SENSe:DATA:TELecom:ETHernet:STReam:FILTer:TYPE

:SENSe:DATA:TELecom:ETHernet:STReam:FILTer:MASK:DESTination:MAC

Description

This command sets the Mask Destination MAC address, if the filter type is MAC Address Destination for a specific Filter Number.

At *RST condition, this value is set to FF:FF:FF:FF:FF:FF.

Navigation Path: Functions > Filters & Packet Capture > Filters > Filter CONFig > Filter type Destination MAC Address > Mask

Syntax

:SENSe:DATA:TELecom:ETHernet:STReam:FILTer:MASK:DESTination:MAC <wsp><Filterno>, <Criterion>, <Address>

Parameter(s)

Filterno:

The program data syntax for the first parameter is defined as a <DECIMAL NUMERIC PROGRAM DATA> element.

Selects the filter number from 1 to 10.

Criterion:

The program data syntax for the second parameter is defined as a <DECIMAL NUMERIC PROGRAM DATA> element.

Selects the filter criterion number from 1 to 4.

Address:

The program data syntax for the third parameter is defined as a <STRING PROGRAM DATA> element.

Selects the Mask Destination MAC address.

Response Syntax

<Address>

Example(s)

SENS:DATA:TEL:ETH:STR:FILT:TYPE 2,1, DMAC

SENS:DATA:TEL:ETH:STR:FILT:MASK:DEST:MAC 2,1, FF:FF:FF:FF:FF:FF

SENS:DATA:TEL:ETH:STR:FILT:MASK:DEST:MAC? 2,1

Returns: FF:FF:FF:FF:FF:FF

See Also

SENSe:DATA:TELecom:ETHernet:STReam:FILTer:TYPE

SENSe:DATA:TELecom:ETHernet:STReam:FILTer:MASK:DESTination:IP

SENSe:DATA:TELecom:ETHernet:STReam:FILTer:MASK:DESTination:IP?

:SENSe:DATA:TELecom:ETHernet:STReam:FILTer:MASK:DESTination:MAC?

Description

This query returns the Mask Destination MAC address, if the filter type is MAC Address Destination for a specific Filter Number.

At *RST condition, this value is set to FF:FF:FF:FF:FF:FF.

Navigation Path: Functions > Filters & Packet Capture > Filters > Filter CONFig > Filter type Destination MAC Address > Mask

Syntax

:SENSe:DATA:TELecom:ETHernet:STReam:FILTer:MASK:DESTination:MAC? <wsp><Filterno>, <Criterion>

Parameter(s)

Filterno:

The program data syntax for the first parameter is defined as a <DECIMAL NUMERIC PROGRAM DATA> element.

Selects the filter number from 1 to 10.

Criterion:

The program data syntax for the second parameter is defined as a <DECIMAL NUMERIC PROGRAM DATA> element.

Selects the filter criterion number from 1 to 4.

Response Syntax

<Address>

Response(s)

Address:

The response data syntax for the first parameter is defined as a <STRING RESPONSE DATA> element.

Returns the masked Destination MAC address.

Example(s)

SENS:DATA:TEL:ETH:STR:FILT:TYPE 2,1, DMAC

SENS:DATA:TEL:ETH:STR:FILT:MASK:DEST:MAC 2,1, FF:FF:FF:FF:FF:FF

SENS:DATA:TEL:ETH:STR:FILT:MASK:DEST:MAC? 2,1

Returns: FF:FF:FF:FF:FF:FF

See Also

SENSe:DATA:TELecom:ETHernet:STReam:FILTer:TYPE

SENSe:DATA:TELecom:ETHernet:STReam:FILTer:MASK:DESTination:IP

SENSe:DATA:TELecom:ETHernet:STReam:FILTer:MASK:DESTination:IP?

:SENSe:DATA:TELecom:ETHernet:STReam:FILTer:MASK:DESTination:TCP

Description

This command sets the Mask TCP Destination Port, if filter type is TCP Destination Port for a specific Filter No.

At *RST condition, this value is set to 0.

Navigation Path: Functions- > Filters - > Filters CONFig - > Mask

Syntax

:SENSe:DATA:TELecom:ETHernet:STReam:FILTer:MASK:DESTination:TCP <wsp><Filterno>, <Criterion>, <TCP>

Parameter(s)

Filterno:

The program data syntax for the first parameter is defined as a <DECIMAL NUMERIC PROGRAM DATA> element.

Selects the filter number from 1 to 10.

Criterion:

The program data syntax for the second parameter is defined as a <DECIMAL NUMERIC PROGRAM DATA> element.

Selects the filter criterion number from 1 to 4.

TCP:

The program data syntax for the third parameter is defined as a <DECIMAL NUMERIC PROGRAM DATA> element.

Selects the Mask Destination TCP port address.

MAXimum: Biggest supported value

MINimum: Smallest supported value

DEFault: Default value

Response Syntax

<Address>

Example(s)

SENS:DATA:TEL:ETH:STR:FILT:TYPE 2,1, TDESTINATION

SENS:DATA:TEL:ETH:STR:FILT:MASK:DEST:TCP 2,1, 4343

SENS:DATA:TEL:ETH:STR:FILT:MASK:DEST:TCP? 2,1

Returns: 4343

See Also

SENSe:DATA:TELecom:ETHernet:STReam:FILTer:MASK:SOURce:MAC

:SENSe:DATA:TELecom:ETHernet:STReam:FILTer:MASK:DESTination:TCP?

Description

This query returns the Mask TCP Destination Port, if filter type is TCP Destination Port for a specific Filter No.

At *RST condition, this value is set to 0.

Navigation Path: Functions- > Filters - > Filters CONFig - > Mask

Syntax

:SENSe:DATA:TELecom:ETHernet:STReam:FILTer:MASK:DESTination:TCP? <wsp><Filterno>, <Criterion>,[<TCP>]

Parameter(s)

Filterno:

The program data syntax for the first parameter is defined as a <DECIMAL NUMERIC PROGRAM DATA> element.

Selects the filter number from 1 to 10.

Criterion:

The program data syntax for the second parameter is defined as a <DECIMAL NUMERIC PROGRAM DATA> element.

Selects the filter criterion number from 1 to 4.

TCP:

The program data syntax for the third parameter is defined as a <CHARACTER PROGRAM DATA> element.

Selects the Mask Destination TCP port address.

This parameter is optional. If no token is specified, the currentMask Destination TCP port address value is returned.

MAXimum: Biggest supported value

MINimum: Smallest supported value

DEFault: Default value

Response Syntax

<port>

:SENSe:DATA:TELecom:ETHernet:STReam:FILTer:MASK:DESTination:TCP?

Response(s)

port:

The response data syntax for the first parameter is defined as a <NR1 NUMERIC RESPONSE DATA> element.

Returns the masked Destination TCP Port address.

Example(s)

SENS:DATA:TEL:ETH:STR:FILT:TYPE 2,1, TDESTINATION

SENS:DATA:TEL:ETH:STR:FILT:MASK:DEST:TCP 2,1, 4343

SENS:DATA:TEL:ETH:STR:FILT:MASK:DEST:TCP? 2,1

Returns: 4343

See Also

SENSe:DATA:TELecom:ETHernet:STReam:FILTer:MASK:SOURce:MAC?

:SENSe:DATA:TELecom:ETHernet:STReam:FILTer:MASK:DESTination:UDP

Description

This command sets the Mask UDP Destination Port, if the filter type is UDP Destination Port for a specific Filter Number.

At *RST condition, this value is set to 65535.

Navigation Path: Functions > Filters & Packet Capture > Filters > Filter CONFig > Filter type UDP Destination Port > Mask

Syntax

:SENSe:DATA:TELecom:ETHernet:STReam:FILTer:MASK:DESTination:UDP <wsp><Filterno>, <Criterion>, <Address>

Parameter(s)

Filterno:

The program data syntax for the first parameter is defined as a <DECIMAL NUMERIC PROGRAM DATA> element.

Selects the filter number from 1 to 10.

Criterion:

The program data syntax for the second parameter is defined as a <DECIMAL NUMERIC PROGRAM DATA> element.

Selects the filter criterion number from 1 to 4.

Address:

The program data syntax for the third parameter is defined as a <NONDECIMAL NUMERIC PROGRAM DATA> element.

Selects the Mask Destination UDP port address.

Response Syntax

<port>

Example(s)

SENS:DATA:TEL:ETH:STR:FILT:TYPE 1,1, UDES

SENS:DATA:TEL:ETH:STR:FILT:MASK:DEST:UDP 1, 1, #HFF

SENS:DATA:TEL:ETH:STR:FILT:MASK:DEST:UDP? 1, 1

Returns: 255

See Also

SENSe:DATA:TELecom:ETHernet:STReam:FILTer:DESTination:UDP

SENSe:DATA:TELecom:ETHernet:STReam:FILTer:DESTination:UDP?

:SENSe:DATA:TELecom:ETHernet:STReam:FILTer:MASK:DESTination:UDP?

Description

This query returns the Mask UDP Destination Port, if the filter type is UDP Destination Port for a specific Filter Number.

At *RST condition, this value is set to 65535.

Navigation Path: Functions > Filters & Packet Capture > Filters > Filter CONFig > Filter type UDP Destination Port > Mask

Syntax

:SENSe:DATA:TELecom:ETHernet:STReam:FILTer:MASK:DESTination:UDP? <wsp><Filterno>, <Criterion>

Parameter(s)

Filterno:

The program data syntax for the first parameter is defined as a <DECIMAL NUMERIC PROGRAM DATA> element.

Selects the filter number from 1 to 10.

Criterion:

The program data syntax for the second parameter is defined as a <DECIMAL NUMERIC PROGRAM DATA> element.

Selects the filter criterion number from 1 to 4.

Response Syntax

<port>

Response(s)

port:

The response data syntax for the first parameter is defined as a <NR1 NUMERIC RESPONSE DATA> element.

Returns the masked Destination UDP Port address.

Example(s)

SENS:DATA:TEL:ETH:STR:FILT:TYPE 1,1, UDES

SENS:DATA:TEL:ETH:STR:FILT:MASK:DEST:UDP 1, 1, #HFF

SENS:DATA:TEL:ETH:STR:FILT:MASK:DEST:UDP? 1, 1

Returns: 255

See Also

SENSe:DATA:TELecom:ETHernet:STReam:FILTer:DESTination:UDP

SENSe:DATA:TELecom:ETHernet:STReam:FILTer:DESTination:UDP?

:SENSe:DATA:TELecom:ETHernet:STReam:FILTer:MASK:DSERvices

Description

This command sets the Mask Differentiated Services, if the filter type is Diff Serv for a specific Filter Number.

At *RST condition, this value is set to 63.

Navigation Path: Functions > Filters & Packet Capture > Filters > Filter CONFig > Filter type Diff Serv > Mask

Syntax

:SENSe:DATA:TELecom:ETHernet:STReam:FILTer:MASK:DSERvices <wsp><Filterno>, <Criterion>, <Dservices>

Parameter(s)

Filterno:

The program data syntax for the first parameter is defined as a <DECIMAL NUMERIC PROGRAM DATA> element.

Selects the filter number from 1 to 10.

Criterion:

The program data syntax for the second parameter is defined as a <DECIMAL NUMERIC PROGRAM DATA> element.

Selects the filter criterion number from 1 to 4.

Dservices:

The program data syntax for the third parameter is defined as a <DECIMAL NUMERIC PROGRAM DATA> element.

Selects the Mask Differentiated Services.

MAXimum: Biggest supported value

MINimum: Smallest supported value

DEFault: Default value

Response Syntax

<port>

Example(s)

SENS:DATA:TEL:ETH:STR:FILT:TYPE 2,1, DSER

SENS:DATA:TEL:ETH:STR:FILT:MASK:DSER 2,1, 21

SENS:DATA:TEL:ETH:STR:FILT:MASK:DSER? 2,1

Returns: 21

See Also

SENSe:DATA:TELecom:ETHernet:STReam:FILTer:TYPE

SENSe:DATA:TELecom:ETHernet:STReam:FILTer:MASK:PRECedence

SENSe:DATA:TELecom:ETHernet:STReam:FILTer:MASK:PRECedence?

:SENSe:DATA:TELecom:ETHernet:STReam:FILTer:MASK:DSERvices:IPVersion

Description

This command sets the Mask Differentiated Services, if filter type is Differentiated Services for a specific Filter No.

At *RST condition, this value is set to 63.

Navigation Path: Functions > Filters > Filter CONFig > MASK

Syntax

:SENSe:DATA:TELecom:ETHernet:STReam:FILTer:MASK:DSERvices:IPVersion <wsp><Filterno>, <Criterion>, <Differentiated Services>

Parameter(s)

Filterno:

The program data syntax for the first parameter is defined as a <DECIMAL NUMERIC PROGRAM DATA> element.

Selects the filter number from 1 to 10.

Criterion:

The program data syntax for the second parameter is defined as a <DECIMAL NUMERIC PROGRAM DATA> element.

Selects the filter criterion number from 1 to 4.

Differentiated Services:

The program data syntax for the third parameter is defined as a <DECIMAL NUMERIC PROGRAM DATA> element.

Sets the IPv6 Mask Differentiated Services.

MAXimum: Biggest supported value

MINimum: Smallest supported value

DEFault: Default value

Response Syntax

<port>

Example(s)

SENS:DATA:TEL:ETH:STR:FILT:TYPE 2,1, IPVDiffserv

SENS:DATA:TEL:ETH:STR:FILT:MASK:DSER:IPV 2,1, 60

SENS:DATA:TEL:ETH:STR:FILT:MASK:DSER:IPV? 2,1

Returns: 60

See Also

SENSe:DATA:TELecom:ETHernet:STReam:FILTer:TYPE

SENSe:DATA:TELecom:ETHernet:STReam:FILTer:MASK:DSERvices:IPV?

:SENSe:DATA:TELecom:ETHernet:STReam:FILTer:MASK:DSERvices:IPVersion?

Description

This query returns the Mask Differentiated Services, if filter type is Differentiated Services for a specific Filter No.

At *RST condition, this value is set to 63.

Navigation Path: Functions > Filters > Filter CONFig > MASK

Syntax

:SENSe:DATA:TELecom:ETHernet:STReam:FILTer:MASK:DSERvices:IPVersion? <wsp><Filterno>, <Criterion>,[<Differentiated Services>]

Parameter(s)

Filterno:

The program data syntax for the first parameter is defined as a <DECIMAL NUMERIC PROGRAM DATA> element.

Selects the filter number from 1 to 10.

Criterion:

The program data syntax for the second parameter is defined as a <DECIMAL NUMERIC PROGRAM DATA> element.

Selects the filter criterion number from 1 to 4.

Differentiated Services:

The program data syntax for the third parameter is defined as a <CHARACTER PROGRAM DATA> element.

This parameter is optional. If no token is specified, the current label number is returned.

MAXimum: Biggest supported value

MINimum: Smallest supported value

DEFault: Default value

Response Syntax

<Dservices>

:SENSe:DATA:TELecom:ETHernet:STReam:FILTer:MASK:DSERvices:IPVersion?

Response(s)

Dservices:

The response data syntax for the first parameter is defined as a <NR1 NUMERIC RESPONSE DATA> element.

Returns the value of differentiated services.

Example(s)

SENS:DATA:TEL:ETH:STR:FILT:TYPE 2,1, IPVDiffserv

SENS:DATA:TEL:ETH:STR:FILT:MASK:DSER:IPV 2,1, 60

SENS:DATA:TEL:ETH:STR:FILT:MASK:DSER:IPV? 2,1

Returns: 60

See Also

SENSe:DATA:TELecom:ETHernet:STReam:FILTer:TYPE

SENSe:DATA:TELecom:ETHernet:STReam:FILTer:MASK:DSERvices:IPV

:SENSe:DATA:TELecom:ETHernet:STReam:FILTer:MASK:DSERvices?

Description

This query returns the Mask Differentiated Services, if the filter type is Diff Serv for a specific Filter Number.

At *RST condition, this value is set to 63.

Navigation Path: Functions > Filters & Packet Capture > Filters > Filter CONFig > Filter Type Diff Serv > Mask

Syntax

:SENSe:DATA:TELecom:ETHernet:STReam:FILTer:MASK:DSERvices? <wsp><Filterno>, <Criterion>,[<Dservices>]

Parameter(s)

Filterno:

The program data syntax for the first parameter is defined as a <DECIMAL NUMERIC PROGRAM DATA> element.

Selects the filter number from 1 to 10.

Criterion:

The program data syntax for the second parameter is defined as a <DECIMAL NUMERIC PROGRAM DATA> element.

Selects the filter criterion number from 1 to 4.

Dservices:

The program data syntax for the third parameter is defined as a <CHARACTER PROGRAM DATA> element.

Selects the Mask Differentiated Services.

This parameter is optional. If no token is specified, the current Mask Differentiated Services value is returned.

MAXimum: Biggest supported value

MINimum: Smallest supported value

DEFault: Default value

Response Syntax

<Dservices>

:SENSe:DATA:TELecom:ETHernet:STReam:FILTer:MASK:DSERvices?

Response(s)

Dservices:

The response data syntax for the first parameter is defined as a <NR1 NUMERIC RESPONSE DATA> element.

Returns the masked Differentiated Services.

Example(s)

SENS:DATA:TEL:ETH:STR:FILT:TYPE 2,1, DSER

SENS:DATA:TEL:ETH:STR:FILT:MASK:DSER 2,1, 20

SENS:DATA:TEL:ETH:STR:FILT:MASK:DSER? 2,1

Returns: 20

See Also

SENSe:DATA:TELecom:ETHernet:STReam:FILTer:MASK:DESTination:UDP?

:SENSe:DATA:TELecom:ETHernet:STReam:FILTer:MASK:ETHer type

Description

This command sets Mask Ether Type, if the filter type is Ether Type for a specific Filter Number.

At *RST condition, this value is set to 65535.

Navigation Path: Functions > Filters & Packet Capture > Filters > Filter CONFig > Mask

Syntax

:SENSe:DATA:TELecom:ETHernet:STReam:FILTer:MASK:ETHertype <wsp><Filterno>, <Criterion>, <Type>

Parameter(s)

Filterno:

The program data syntax for the first parameter is defined as a <DECIMAL NUMERIC PROGRAM DATA> element.

Selects the filter number from 1 to 10.

Criterion:

The program data syntax for the second parameter is defined as a <DECIMAL NUMERIC PROGRAM DATA> element.

Selects the filter criterion number from 1 to 4.

Type:

The program data syntax for the third parameter is defined as a <NONDECIMAL NUMERIC PROGRAM DATA> element.

Sets the Mask filter ether type value.

Response Syntax

<Dservices>

Example(s)

SENS:DATA:TEL:ETH:STR:FILT:TYPE 1,1, ETH

SENS:DATA:TEL:ETH:STR:FILT:MASK:ETH 1, 1, #HFF

SENS:DATA:TEL:ETH:STR:FILT:MASK:ETH? 1, 1

Returns: 255

See Also

SENSe:DATA:TELecom:ETHernet:STReam:FILTer:ETHertype

SENSe:DATA:TELecom:ETHernet:STReam:FILTer:ETHertype?

:SENSe:DATA:TELecom:ETHernet:STReam:FILTer:MASK:ETHertype?

Description

This query returns the Mask Ether Type, if the filter type is Ether Type for a specific Filter Number.

At *RST condition, this value is set to 65535.

Navigation Path: Functions > Filters & Packet Capture > Filters > Filter CONFig > Mask

Syntax

:SENSe:DATA:TELecom:ETHernet:STReam:FILTer:MASK:ETHertype? <wsp><Filterno>, <Criterion>

Parameter(s)

Filterno:

The program data syntax for the first parameter is defined as a <DECIMAL NUMERIC PROGRAM DATA> element.

Selects the filter number from 1 to 10.

Criterion:

The program data syntax for the second parameter is defined as a <DECIMAL NUMERIC PROGRAM DATA> element.

Selects the filter criterion number from 1 to 4.

Response Syntax

<Type>

Response(s)

Type:

The response data syntax for the first parameter is defined as a <NR1 NUMERIC RESPONSE DATA> element.

Returns the Mask EtherType.

Example(s)

SENS:DATA:TEL:ETH:STR:FILT:TYPE 1,1, ETH

SENS:DATA:TEL:ETH:STR:FILT:MASK:ETH 1, 1, #HFF

SENS:DATA:TEL:ETH:STR:FILT:MASK:ETH? 1, 1

Returns: 255

See Also

SENSe:DATA:TELecom:ETHernet:STReam:FILTer:ETHertype

SENSe:DATA:TELecom:ETHernet:STReam:FILTer:ETHertype?

:SENSe:DATA:TELecom:ETHernet:STReam:FILTer:MASK:FLABel:IPVersion

Description

This command sets the IPv6 Mask Flow Label, if Filter Type is IPv6 Flow Label for a specific Filter No.

At *RST condition, this value is set to 1048575

Navigation Path: Functions > Filters > Filter CONFig > MASK

Syntax

:SENSe:DATA:TELecom:ETHernet:STReam:FILTer:MASK:FLABel:IPVersion <wsp><Filterno>, <Criterion>, <Flow Label>

Parameter(s)

Filterno:

The program data syntax for the first parameter is defined as a <DECIMAL NUMERIC PROGRAM DATA> element.

Selects the filter number from 1 to 10.

Criterion:

The program data syntax for the second parameter is defined as a <DECIMAL NUMERIC PROGRAM DATA> element.

Selects the filter criterion number from 1 to 4.

Flow Label:

The program data syntax for the third parameter is defined as a <DECIMAL NUMERIC PROGRAM DATA> element.

Sets the IPv6 Mask Flow Label.

MAXimum: Biggest supported value

MINimum: Smallest supported value

DEFault: Default value

Response Syntax

<Type>

Example(s)

SENS:DATA:TEL:ETH:STR:FILT:TYPE 1, 1, IPVFLABEL

SENS:DATA:TEL:ETH:STR:FILT:MASK:FLAB:IPV 1, 1, 60

SENS:DATA:TEL:ETH:STR:FILT:MASK:FLAB:IPV? 1, 1

Returns: 60

See Also

SENSe:DATA:TELecom:ETHernet:STReam:FILTer:MASK:FLABel:IPV?

SENSe:DATA:TELecom:ETHernet:STReam:FILTer:TYPE

:SENSe:DATA:TELecom:ETHernet:STReam:FILTer:MASK:FLABel:IPVersion?

Description

This query returns the IPv6 Mask Flow Label, if Filter Type is IPv6 Flow Label for a specific Filter No.

At *RST condition, this value is set to 1048575.

Navigation Path: Functions > Filters > Filter CONFig > MASK

Syntax

:SENSe:DATA:TELecom:ETHernet:STReam:FILTer:MASK:FLABel:IPVersion? <wsp><Filterno>, <Criterion>,[<Flow Label>]

Parameter(s)

Filterno:

The program data syntax for the first parameter is defined as a <DECIMAL NUMERIC PROGRAM DATA> element.

Selects the filter number from 1 to 10.

Criterion:

The program data syntax for the second parameter is defined as a <DECIMAL NUMERIC PROGRAM DATA> element.

Selects the filter criterion number from 1 to 4.

Flow Label:

The program data syntax for the third parameter is defined as a <CHARACTER PROGRAM DATA> element.

This parameter is optional. If no token is specified, the current label number is returned.

MAXimum: Biggest supported value

MINimum: Smallest supported value

DEFault: Default value

Response Syntax

<Flabel>

:SENSe:DATA:TELecom:ETHernet:STReam:FILTer:MASK:FLABel:IPVersion?

Response(s)

Flabel:

The response data syntax for the first parameter is defined as a <NR1 NUMERIC RESPONSE DATA> element.

Returns the IPv6 Mask Flow Label.

Example(s)

SENS:DATA:TEL:ETH:STR:FILT:TYPE 1, 1, IPVFLABEL

SENS:DATA:TEL:ETH:STR:FILT:MASK:FLAB:IPV 1, 1, 30

SENS:DATA:TEL:ETH:STR:FILT:MASK:FLAB:IPV? 1, 1

Returns: 30

See Also

SENSe:DATA:TELecom:ETHernet:STReam:FILTer:MASK:FLABel:IPV

SENSe:DATA:TELecom:ETHernet:STReam:FILTer:TYPE

:SENSe:DATA:TELecom:ETHernet:STReam:FILTer:MASK:IPPRotocol

Description

This command sets Mask IP Protocol, if the filter type is IP Protocol for a specific Filter Number.

At *RST condition, this value is set to 255.

Navigation Path: Functions > Filters & Packet Capture > Filters > Filter CONFig > Mask

Syntax

:SENSe:DATA:TELecom:ETHernet:STReam:FILTer:MASK:IPPRotocol <wsp><Filterno>, <Criterion>, <Ipprotocol>

Parameter(s)

Filterno:

The program data syntax for the first parameter is defined as a <DECIMAL NUMERIC PROGRAM DATA> element.

Selects the filter number from 1 to 10.

Criterion:

The program data syntax for the second parameter is defined as a <DECIMAL NUMERIC PROGRAM DATA> element.

Selects the filter criterion number from 1 to 4.

Ipprotocol:

The program data syntax for the third parameter is defined as a <NONDECIMAL NUMERIC PROGRAM DATA> element.

Sets the Mask IP protocol value.

Response Syntax

<Flabel>

Example(s)

SENS:DATA:TEL:ETH:STR:FILT:TYPE 2,1, IPPR

SENS:DATA:TEL:ETH:STR:FILT:MASK:IPPR 2,1, #HFF

SENS:DATA:TEL:ETH:STR:FILT:MASK:IPPR? 2,1

Returns: 255

See Also

SENSe:DATA:TELecom:ETHernet:STReam:FILTer:IPPRotocol

SENSe:DATA:TELecom:ETHernet:STReam:FILTer:IPPRotocol?

:SENSe:DATA:TELecom:ETHernet:STReam:FILTer:MASK:IPPRotocol?

Description

This query returns the Mask IP Protocol, if the filter type is IP Protocol for a specific Filter Number.

At *RST condition, this value is set to 255.

Navigation Path: Functions > Filters & Packet Capture > Filters > Filter CONFig > Mask

Syntax

:SENSe:DATA:TELecom:ETHernet:STReam:FILTer:MASK:IPPRotocol? <wsp><Filterno>, <Criterion>

Parameter(s)

Filterno:

The program data syntax for the first parameter is defined as a <DECIMAL NUMERIC PROGRAM DATA> element.

Selects the filter number from 1 to 10.

Criterion:

The program data syntax for the second parameter is defined as a <DECIMAL NUMERIC PROGRAM DATA> element.

Selects the filter criterion number from 1 to 4.

Response Syntax

<Ipprotocol>

Response(s)

Ipprotocol:

The response data syntax for the first parameter is defined as a <NR1 NUMERIC RESPONSE DATA> element.

Returns the Mask IP Protocol.

Example(s)

SENS:DATA:TEL:ETH:STR:FILT:TYPE 2,1, IPPR

SENS:DATA:TEL:ETH:STR:FILT:MASK:IPPR 2,1, #HFF

SENS:DATA:TEL:ETH:STR:FILT:MASK:IPPR? 2,1

Returns: 255

See Also

SENSe:DATA:TELecom:ETHernet:STReam:FILTer:IPPRotocol

SENSe:DATA:TELecom:ETHernet:STReam:FILTer:IPPRotocol?

:SENSe:DATA:TELecom:ETHernet:STReam:FILTer:MASK:MCOS[1..n]

Description

This command sets the Multi-Protocol Label switching Cost of Service MPLS COS value of IPv6.

At *RST condition, this value is set to 1.

Navigation Path: Functions > Filters > Filter CONFig > MASK

Syntax

:SENSe:DATA:TELecom:ETHernet:STReam:FILTer:MASK:MCOS[1..n] <wsp><Filterno>, <Criterion>, <Tclass>

Parameter(s)

Filterno:

The program data syntax for the first parameter is defined as a <DECIMAL NUMERIC PROGRAM DATA> element.

Selects the filter number from 1 to 10.

Criterion:

The program data syntax for the second parameter is defined as a <DECIMAL NUMERIC PROGRAM DATA> element.

Selects the filter criterion number from 1 to 4.

Tclass:

The program data syntax for the third parameter is defined as a <DECIMAL NUMERIC PROGRAM DATA> element.

Sets the MPLS COS value of IPv6 value.

Range: 1-7

Response Syntax

<Ipprotocol>

Example(s)

SENS:DATA:TEL:ETH:STR:FILT:TYPE 1, 1, MCOS1

SENS:DATA:TEL:ETH:STR:FILT:MASK:MCOS1 1, 1, 6

SENS:DATA:TEL:ETH:STR:FILT:MASK:MCOS1? 1, 1

Returns: 6

See Also

SENSe:DATA:TELecom:ETHernet:STReam:FILTer:MASK:MLABel?

SENSe:DATA:TELecom:ETHernet:STReam:FILTer:TYPE

:SENSe:DATA:TELecom:ETHernet:STReam:FILTer:MASK:MCOS[1..n]?

Description

This query returns the Multi-Protocol Label switching Cost of Service MPLS COS value of IPv6.

At *RST condition, this value is set to 1.

Navigation Path: Functions > Filters > Filter CONFig > MASK

Syntax

:SENSe:DATA:TELecom:ETHernet:STReam:FILTer:MASK:MCOS[1..n]? <wsp><Filterno>, <Criterion>

Parameter(s)

Filterno:

The program data syntax for the first parameter is defined as a <DECIMAL NUMERIC PROGRAM DATA> element.

Selects the filter number from 1 to 10.

Criterion:

The program data syntax for the second parameter is defined as a <DECIMAL NUMERIC PROGRAM DATA> element.

Selects the filter criterion number from 1 to 4.

Response Syntax

<Precedence>

Response(s)

Precedence:

The response data syntax for the first parameter is defined as a <NR1 NUMERIC RESPONSE DATA> element.

Returns MPLS COS value.

Example(s)

SENS:DATA:TEL:ETH:STR:FILT:TYPE 1, 1, MCOS1

SENS:DATA:TEL:ETH:STR:FILT:MASK:MCOS1 1, 1, 6

SENS:DATA:TEL:ETH:STR:FILT:MASK:MCOS1? 1, 1

Returns: 6

See Also

SENSe:DATA:TELecom:ETHernet:STReam:FILTer:MASK:MLABel

SENSe:DATA:TELecom:ETHernet:STReam:FILTer:TYPE

:SENSe:DATA:TELecom:ETHernet:STReam:FILTer:MASK:MLABel[1..n]

Description

This command sets the Multi-Protocol Label switching (MPLS) Mask Next Header, if Filter Type is MPLS Next Header for a specific Filter No.

At *RST condition, this value is set to 1.

Navigation Path: Functions > Filters > Filter CONFig > MASK

Syntax

:SENSe:DATA:TELecom:ETHernet:STReam:FILTer:MASK:MLABel[1..n] <wsp><Filterno>, <Criterion>, <Nheader>

Parameter(s)

Filterno:

The program data syntax for the first parameter is defined as a <DECIMAL NUMERIC PROGRAM DATA> element.

Selects the filter number from 1 to 10.

Criterion:

The program data syntax for the second parameter is defined as a <DECIMAL NUMERIC PROGRAM DATA> element.

Selects the filter criterion number from 1 to 4.

Nheader:

The program data syntax for the third parameter is defined as a <DECIMAL NUMERIC PROGRAM DATA> element.

Sets the MPLS Mask Next Header.

Range:1-1048575

Response Syntax

<Precedence>

Example(s)

SENS:DATA:TEL:ETH:STR:FILT:TYPE 1, 1, MLABEL1

SENS:DATA:TEL:ETH:STR:FILT:MASK:MLAB1 1, 1, 56

SENS:DATA:TEL:ETH:STR:FILT:MASK:MLAB1? 1, 1

Returns: 56

See Also

SENSe:DATA:TELecom:ETHernet:STReam:FILTer:MASK:MCOS1?

SENSe:DATA:TELecom:ETHernet:STReam:FILTer:TYPE

:SENSe:DATA:TELecom:ETHernet:STReam:FILTer:MASK:MLABel[1..n]?

Description

This query returns the Multi-Protocol Label switching (MPLS) Mask Next Header, if Filter Type is MPLS Next Header for a specific Filter No.

At *RST condition, this value is set to 1.

Navigation Path: Functions > Filters > Filter CONFig > MASK

Syntax

:SENSe:DATA:TELecom:ETHernet:STReam:FILTer:MASK:MLABel[1..n]? <wsp><Filterno>, <Criterion>

Parameter(s)

Filterno:

The program data syntax for the first parameter is defined as a <DECIMAL NUMERIC PROGRAM DATA> element.

Selects the filter number from 1 to 10.

Criterion:

The program data syntax for the second parameter is defined as a <DECIMAL NUMERIC PROGRAM DATA> element.

Selects the filter criterion number from 1 to 4.

Response Syntax

<Nheader>

Response(s)

Nheader:

The response data syntax for the first parameter is defined as a <NR1 NUMERIC RESPONSE DATA> element.

Returns the MPLS Mask Next Header.

Example(s)

SENS:DATA:TEL:ETH:STR:FILT:TYPE 1, 1, MLABEL1

SENS:DATA:TEL:ETH:STR:FILT:MASK:MLAB1 1, 1, 56

SENS:DATA:TEL:ETH:STR:FILT:MASK:MLAB1? 1, 1

Returns: 56

See Also

SENSe:DATA:TELecom:ETHernet:STReam:FILTer:MASK:MCOS1

SENSe:DATA:TELecom:ETHernet:STReam:FILTer:TYPE

:SENSe:DATA:TELecom:ETHernet:STReam:FILTer:MASK:NHEader:IPVersion

Description

This command sets the IPv6 Mask Next Header, if Filter Type is IPv6 Next Header for a specific Filter No.

At *RST condition, this value is set to 255.

Navigation Path: Functions > Filters > Filter CONFig > MASK

Syntax

:SENSe:DATA:TELecom:ETHernet:STReam:FILTer:MASK:NHEader:IPVersion <wsp><Filterno>, <Criterion>, <Nheader>

Parameter(s)

Filterno:

The program data syntax for the first parameter is defined as a <DECIMAL NUMERIC PROGRAM DATA> element.

Selects the filter number from 1 to 10.

Criterion:

The program data syntax for the second parameter is defined as a <DECIMAL NUMERIC PROGRAM DATA> element.

Selects the filter criterion number from 1 to 4.

Nheader:

The program data syntax for the third parameter is defined as a <DECIMAL NUMERIC PROGRAM DATA> element.

Sets the IPv6 Mask Next Header.

MAXimum: Biggest supported value

MINimum: Smallest supported value

DEFault: Default value

Response Syntax

<Nheader>

Example(s)

SENS:DATA:TEL:ETH:STR:FILT:TYPE 1, 1, IPVNheader

SENS:DATA:TEL:ETH:STR:FILT:MASK:NHE:IPV 1, 1, 60

SENS:DATA:TEL:ETH:STR:FILT:MASK:NHE:IPV? 1, 1

Returns: 60

See Also

SENSe:DATA:TELecom:ETHernet:STReam:FILTer:MASK:NHEader:IPV?

SENSe:DATA:TELecom:ETHernet:STReam:FILTer:TYPE

:SENSe:DATA:TELecom:ETHernet:STReam:FILTer:MASK:NHEader:IPVersion?

Description

This query returns the IPv6 Mask Next Header, if Filter Type is IPv6 Next Header for a specific Filter No.

At *RST condition, this value is set to 255.

Navigation Path: Functions > Filters > Filter CONFig > MASK

Syntax

:SENSe:DATA:TELecom:ETHernet:STReam:FILTer:MASK:NHEader:IPVersion? <wsp><Filterno>, <Criterion>,[<IPv6 Next Header>]

Parameter(s)

Filterno:

The program data syntax for the first parameter is defined as a <DECIMAL NUMERIC PROGRAM DATA> element.

Selects the filter number from 1 to 10.

Criterion:

The program data syntax for the second parameter is defined as a <DECIMAL NUMERIC PROGRAM DATA> element.

Selects the filter criterion number from 1 to 4.

IPv6 Next Header:

The program data syntax for the third parameter is defined as a <CHARACTER PROGRAM DATA> element.

This parameter is optional. If no token is specified, the current label number is returned.

MAXimum: Biggest supported value

MINimum: Smallest supported value

DEFault: Default value

Response Syntax

<Nheader>

:SENSe:DATA:TELecom:ETHernet:STReam:FILTer:MASK:NHEader:IPVersion?

Response(s)

Nheader:

The response data syntax for the first parameter is defined as a <NR1 NUMERIC RESPONSE DATA> element.

Returns the IPv6 Mask Next Header.

Example(s)

SENS:DATA:TEL:ETH:STR:FILT:TYPE 1, 1, IPVNheader

SENS:DATA:TEL:ETH:STR:FILT:MASK:NHE:IPV 1, 1, 60

SENS:DATA:TEL:ETH:STR:FILT:MASK:NHE:IPV? 1, 1

Returns: 60

See Also

SENSe:DATA:TELecom:ETHernet:STReam:FILTer:MASK:NHEader:IPV

SENSe:DATA:TELecom:ETHernet:STReam:FILTer:TYPE

:SENSe:DATA:TELecom:ETHernet:STReam:FILTer:MASK:PRECedence

Description

This command sets the Mask Precedence, if the filter type is Precedence for a specific Filter Number.

At *RST condition, this value is set to 7.

Navigation Path: Functions > Filters & Packet Capture > Filters > Filter CONFig > Mask

Syntax

:SENSe:DATA:TELecom:ETHernet:STReam:FILTer:MASK:PRECedence <wsp><Filterno>, <Criterion>, <Precedence>

Parameter(s)

Filterno:

The program data syntax for the first parameter is defined as a <DECIMAL NUMERIC PROGRAM DATA> element.

Selects the filter number from 1 to 10.

Criterion:

The program data syntax for the second parameter is defined as a <DECIMAL NUMERIC PROGRAM DATA> element.

Selects the filter criterion number from 1 to 4.

Precedence:

The program data syntax for the third parameter is defined as a <DECIMAL NUMERIC PROGRAM DATA> element.

Selects the Mask Precedence.

MAXimum: Biggest supported value

MINimum: Smallest supported value

DEFault: Default value

Response Syntax

<Nheader>

Example(s)

SENS:DATA:TEL:ETH:STR:FILT:TYPE 2,1, PREC

SENS:DATA:TEL:ETH:STR:FILT:MASK:PREC 2,1, 5

SENS:DATA:TEL:ETH:STR:FILT:MASK:PREC? 2,1

Returns: 5

See Also

SENSe:DATA:TELecom:ETHernet:STReam:FILTer:TYPE

SENSe:DATA:TELecom:ETHernet:STReam:FILTer:MASK:DSERvices

SENSe:DATA:TELecom:ETHernet:STReam:FILTer:MASK:DSERvices?

:SENSe:DATA:TELecom:ETHernet:STReam:FILTer:MASK:PRECedence:IPVersion

Description

This command sets the value of Mask Precedence, if filter type is Precedence for a specific Filter No.

At *RST condition, this value is set to 7.

Navigation Path: Functions > Filters > Filter CONFig > MASK

Syntax

:SENSe:DATA:TELecom:ETHernet:STReam:FILTer:MASK:PRECedence:IPVersion <wsp><Filterno>, <Criterion>, <Precedence>

Parameter(s)

Filterno:

The program data syntax for the first parameter is defined as a <DECIMAL NUMERIC PROGRAM DATA> element.

Selects the filter number from 1 to 10.

Criterion:

The program data syntax for the second parameter is defined as a <DECIMAL NUMERIC PROGRAM DATA> element.

Selects the filter criterion number from 1 to 4.

Precedence:

The program data syntax for the third parameter is defined as a <DECIMAL NUMERIC PROGRAM DATA> element.

Sets the IPv6 Mask Precedence.

MAXimum: Biggest supported value

MINimum: Smallest supported value

DEFault: Default value

Response Syntax

<Nheader>

Example(s)

SENS:DATA:TEL:ETH:STR:FILT:TYPE 2,1, IPVPRECEDENCE

SENS:DATA:TEL:ETH:STR:FILT:MASK:PREC:IPV 2,1, 5

SENS:DATA:TEL:ETH:STR:FILT:MASK:PREC:IPV? 2,1

Returns: 5

See Also

SENSe:DATA:TELecom:ETHernet:STReam:FILTer:TYPE

SENSe:DATA:TELecom:ETHernet:STReam:FILTer:MASK:PRECedence:IPV?

:SENSe:DATA:TELecom:ETHernet:STReam:FILTer:MASK:PRECedence:IPVersion?

Description

This query returns the value of Mask Precedence, if filter type is Precedence for a specific Filter No.

At *RST condition, this value is set to 7.

Navigation Path: Functions > Filters > Filter CONFig > MASK

Syntax

:SENSe:DATA:TELecom:ETHernet:STReam:FILTer:MASK:PRECedence:IPVersion? <wsp><Filterno>, <Criterion>,[<Precedence>]

Parameter(s)

Filterno:

The program data syntax for the first parameter is defined as a <DECIMAL NUMERIC PROGRAM DATA> element.

Selects the filter number from 1 to 10.

Criterion:

The program data syntax for the second parameter is defined as a <DECIMAL NUMERIC PROGRAM DATA> element.

Selects the filter criterion number from 1 to 4.

Precedence:

The program data syntax for the third parameter is defined as a <CHARACTER PROGRAM DATA> element.

This parameter is optional. If no token is specified, the current label number is returned.

MAXimum: Biggest supported value

MINimum: Smallest supported value

DEFault: Default value

Response Syntax

<Precedence>

:SENSe:DATA:TELecom:ETHernet:STReam:FILTer:MASK:PRECedence:IPVersion?

Response(s)

Precedence:

The response data syntax for the first parameter is defined as a <NR1 NUMERIC RESPONSE DATA> element.

Returns the value of Mask Precedence.

Example(s)

SENS:DATA:TEL:ETH:STR:FILT:TYPE 2,1, IPVPRECEDENCE

SENS:DATA:TEL:ETH:STR:FILT:MASK:PREC:IPV 2,1, 5

SENS:DATA:TEL:ETH:STR:FILT:MASK:PREC:IPV? 2,1

Returns: 5

See Also

SENSe:DATA:TELecom:ETHernet:STReam:FILTer:TYPE

SENSe:DATA:TELecom:ETHernet:STReam:FILTer:MASK:PRECedence:IPV

:SENSe:DATA:TELecom:ETHernet:STReam:FILTer:MASK:PRECedence?

Description

This query returns the Mask Precedence, if the filter type is Precedence for a specific Filter Number.

At *RST condition, this value is set to 7.

Navigation Path: Functions > Filters & Packet Capture > Filter CONFig > Filter type Precedence > Mask

Syntax

:SENSe:DATA:TELecom:ETHernet:STReam:FILTer:MASK:PRECedence? <wsp><Filterno>, <Criterion>,[<Precedence>]

Parameter(s)

Filterno:

The program data syntax for the first parameter is defined as a <DECIMAL NUMERIC PROGRAM DATA> element.

Selects the filter number from 1 to 10.

Criterion:

The program data syntax for the second parameter is defined as a <DECIMAL NUMERIC PROGRAM DATA> element.

Selects the filter criterion number from 1 to 4.

Precedence:

The program data syntax for the third parameter is defined as a <CHARACTER PROGRAM DATA> element.

Selects the Mask Precedence.

This parameter is optional. If no token is specified, the current Mask Precedence value is returned.

MAXimum: Biggest supported value

MINimum: Smallest supported value

DEFault: Default value

Response Syntax

<Precedence>

:SENSe:DATA:TELecom:ETHernet:STReam:FILTer:MASK:PRECedence?

Response(s)

Precedence:

The response data syntax for the first parameter is defined as a <NR2 NUMERIC RESPONSE DATA> element.

Returns the masked Precedence.

Example(s)

SENS:DATA:TEL:ETH:STR:FILT:TYPE 2,1, PREC

SENS:DATA:TEL:ETH:STR:FILT:MASK:PREC 2,1, 6

SENS:DATA:TEL:ETH:STR:FILT:MASK:PREC? 2,1

Returns: 6

See Also

SENSe:DATA:TELecom:ETHernet:STReam:FILTer:TYPE

SENSe:DATA:TELecom:ETHernet:STReam:FILTer:MASK:DSERvices

SENSe:DATA:TELecom:ETHernet:STReam:FILTer:MASK:DSERvices?

:SENSe:DATA:TELecom:ETHernet:STReam:FILTer:MASK:SOURce:IP

Description

This command sets the Mask Source IP Address, if the filter type is IP Address Source for a specific Filter Number.

At *RST condition, this value is set to 255.255.255.255.

Navigation Path: Functions > Filters & Packet Capture > Filters > Filter CONFig > Mask

Syntax

:SENSe:DATA:TELecom:ETHernet:STReam:FILTer:MASK:SOURce:IP <wsp><Filterno>, <Criterion>, <Address>

Parameter(s)

Filterno:

The program data syntax for the first parameter is defined as a <DECIMAL NUMERIC PROGRAM DATA> element.

Selects the filter number from 1 to 10.

Criterion:

The program data syntax for the second parameter is defined as a <DECIMAL NUMERIC PROGRAM DATA> element.

Selects the filter criterion number from 1 to 4.

Address:

The program data syntax for the third parameter is defined as a <STRING PROGRAM DATA> element.

Selects the Mask Source IP address.

Response Syntax

<Precedence>

Example(s)

SENS:DATA:TEL:ETH:STR:FILT:TYPE 2,1, IPS

SENS:DATA:TEL:ETH:STR:FILT:MASK:SOUR:IP 2,1, 255.255.255.255

SENS:DATA:TEL:ETH:STR:FILT:MASK:SOUR:IP? 2,1

Returns: 255.255.255.255

See Also

SENSe:DATA:TELecom:ETHernet:STReam:FILTer:TYPE

SENSe:DATA:TELecom:ETHernet:STReam:FILTer:MASK:SOURce:MAC

SENSe:DATA:TELecom:ETHernet:STReam:FILTer:MASK:SOURce:MAC?

:SENSe:DATA:TELecom:ETHernet:STReam:FILTer:MASK:SOURce:IP?

Description

This query returns the Mask Source IP Address, if the filter type is IP Address Source for a specific Filter Number.

At *RST condition, this value is set to 255.255.255.255.

Navigation Path: Functions > Filters & Packet Capture > Filters > Filter CONFig > Mask

Syntax

:SENSe:DATA:TELecom:ETHernet:STReam:FILTer:MASK:SOURce:IP? <wsp><Filterno>, <Criterion>

Parameter(s)

Filterno:

The program data syntax for the first parameter is defined as a <DECIMAL NUMERIC PROGRAM DATA> element.

Selects the filter number from 1 to 10.

Criterion:

The program data syntax for the second parameter is defined as a <DECIMAL NUMERIC PROGRAM DATA> element.

Selects the filter criterion number from 1 to 4.

Response Syntax

<Address>

Response(s)

Address:

The response data syntax for the first parameter is defined as a <STRING RESPONSE DATA> element.

Returns the masked Source IP address.

Example(s)

SENS:DATA:TEL:ETH:STR:FILT:TYPE 2,1, IPS

SENS:DATA:TEL:ETH:STR:FILT:MASK:SOUR:IP 2,1, 255.255.255.255

SENS:DATA:TEL:ETH:STR:FILT:MASK:SOUR:IP? 2,1

Returns: 255.255.255.255

See Also

SENSe:DATA:TELecom:ETHernet:STReam:FILTer:TYPE

SENSe:DATA:TELecom:ETHernet:STReam:FILTer:MASK:SOURce:MAC

SENSe:DATA:TELecom:ETHernet:STReam:FILTer:MASK:SOURce:MAC?

:SENSe:DATA:TELecom:ETHernet:STReam:FILTer:MASK:SOURce:IPVersion

Description

This command sets the Mask Source IPv6 address, if Filter Type is IPv6 Source address for a specific Filter No.

At *RST condition, this value is set to FFFF:FFFF:FFFF:FFFF:FFFF:FFFF:FFFF:FFFF.

Navigation Path: Functions > Filters > Filter CONFig > MASK

Syntax

:SENSe:DATA:TELecom:ETHernet:STReam:FILTer:MASK:SOURce:IPVersion <wsp><Filterno>, <Criterion>, <Address>

Parameter(s)

Filterno:

The program data syntax for the first parameter is defined as a <DECIMAL NUMERIC PROGRAM DATA> element.

Selects the filter number from 1 to 10.

Criterion:

The program data syntax for the second parameter is defined as a <DECIMAL NUMERIC PROGRAM DATA> element.

Selects the filter criterion number from 1 to 4.

Address:

The program data syntax for the third parameter is defined as a <STRING PROGRAM DATA> element.

Sets the Mask Source IPv6 address.

Response Syntax

<Address>

Example(s)

SENS:DATA:TEL:ETH:STR:FILT:TYPE 1, 1, IPVSource

SENS:DATA:TEL:ETH:STR:FILT:MASK:SOUR:IPV 1, 1, FFFF:FFFF:FFFF:FFFF:FFFF:FFFF:FFFF:FFFF

SENS:DATA:TEL:ETH:STR:FILT:MASK:SOUR:IPV? 1, 1

Returns: FFFF:FFFF:FFFF:FFFF:FFFF:FFFF:FFFF:FFFF

See Also

SENSe:DATA:TELecom:ETHernet:STReam:FILTer:MASK:SOURce:IPV?

SENSe:DATA:TELecom:ETHernet:STReam:FILTer:TYPE

:SENSe:DATA:TELecom:ETHernet:STReam:FILTer:MASK:SOURce:IPVersion?

Description

This query returns the Mask Source IPv6 address, if Filter Type is IPv6 Source address for a specific Filter No.

At *RST condition, this value is set to FFFF:FFFF:FFFF:FFFF:FFFF:FFFF:FFFF:FFFF.

Navigation Path: Functions > Filters > Filter CONFig > MASK

Syntax

:SENSe:DATA:TELecom:ETHernet:STReam:FILTer:MASK:SOURce:IPVersion? <wsp><Filterno>, <Criterion>

Parameter(s)

Filterno:

The program data syntax for the first parameter is defined as a <DECIMAL NUMERIC PROGRAM DATA> element.

Selects the filter number from 1 to 10.

Criterion:

The program data syntax for the second parameter is defined as a <DECIMAL NUMERIC PROGRAM DATA> element.

Selects the filter criterion number from 1 to 4.

Response Syntax

<Address>

Response(s)

Address:

The response data syntax for the first parameter is defined as a <STRING RESPONSE DATA> element.

Returns the Mask Source IPv6 address.

Example(s)

SENS:DATA:TEL:ETH:STR:FILT:TYPE 1, 1, IPVSource

SENS:DATA:TEL:ETH:STR:FILT:MASK:SOUR:IPV 1, 1, FFFF:FFFF:FFFF:FFFF:FFFF:FFFF:FFFF:FFFF

SENS:DATA:TEL:ETH:STR:FILT:MASK:SOUR:IPV? 1, 1

Returns: FFFF:FFFF:FFFF:FFFF:FFFF:FFFF:FFFF:FFFF

See Also

SENSe:DATA:TELecom:ETHernet:STReam:FILTer:MASK:SOURce:IPV

SENSe:DATA:TELecom:ETHernet:STReam:FILTer:TYPE

:SENSe:DATA:TELecom:ETHernet:STReam:FILTer:MASK:SOURce:MAC

Description

This command sets the Mask Source MAC Address, if the filter type is MAC Address Source for a specific Filter Number.

At *RST condition, this value is set to FF:FF:FF:FF:FF:FF.

Navigation Path: Functions > Filters & Packet Capture > Filters > Filter CONFig > Mask

Syntax

:SENSe:DATA:TELecom:ETHernet:STReam:FILTer:MASK:SOURce:MAC <wsp><Filterno>, <Criterion>, <Address>

Parameter(s)

Filterno:

The program data syntax for the first parameter is defined as a <DECIMAL NUMERIC PROGRAM DATA> element.

Selects the filter number from 1 to 10.

Criterion:

The program data syntax for the second parameter is defined as a <DECIMAL NUMERIC PROGRAM DATA> element.

Selects the filter criterion number from 1 to 4.

Address:

The program data syntax for the third parameter is defined as a <STRING PROGRAM DATA> element.

Selects the Mask Source MAC address.

Response Syntax

<Address>

Example(s)

SENS:DATA:TEL:ETH:STR:FILT:TYPE 2,1, SMAC

SENS:DATA:TEL:ETH:STR:FILT:MASK:SOUR:MAC 2,1, FF:FF:FF:FF:FF:FF

SENS:DATA:TEL:ETH:STR:FILT:MASK:SOUR:MAC? 2,1

Returns: FF:FF:FF:FF:FF:FF

See Also

SENSe:DATA:TELecom:ETHernet:STReam:FILTer:TYPE

SENSe:DATA:TELecom:ETHernet:STReam:FILTer:MASK:SOURce:IP

SENSe:DATA:TELecom:ETHernet:STReam:FILTer:MASK:SOURce:IP?

:SENSe:DATA:TELecom:ETHernet:STReam:FILTer:MASK:SOURce:MAC?

Description

This query returns the Mask Source MAC Address, if the filter type is MAC Address Source for a specific Filter Number.

At *RST condition, this value is set to FF:FF:FF:FF:FF:FF.

Navigation Path: Functions > Filters & Packet Capture > Filters > Filter CONFig > Mask

Syntax

:SENSe:DATA:TELecom:ETHernet:STReam:FILTer:MASK:SOURce:MAC? <wsp><Filterno>, <Criterion>

Parameter(s)

Filterno:

The program data syntax for the first parameter is defined as a <DECIMAL NUMERIC PROGRAM DATA> element.

Selects the filter number from 1 to 10.

Criterion:

The program data syntax for the second parameter is defined as a <DECIMAL NUMERIC PROGRAM DATA> element.

Selects the filter criterion number from 1 to 4.

Response Syntax

<Address>

Response(s)

Address:

The response data syntax for the first parameter is defined as a <STRING RESPONSE DATA> element.

Returns the masked Source MAC address.

Example(s)

SENS:DATA:TEL:ETH:STR:FILT:TYPE 2,1, SMAC

SENS:DATA:TEL:ETH:STR:FILT:MASK:SOUR:MAC 2,1, FF:FF:FF:FF:FF:FF

SENS:DATA:TEL:ETH:STR:FILT:MASK:SOUR:MAC? 2,1

Returns: FF:FF:FF:FF:FF:FF

See Also

SENSe:DATA:TELecom:ETHernet:STReam:FILTer:TYPE

SENSe:DATA:TELecom:ETHernet:STReam:FILTer:MASK:SOURce:IP

SENSe:DATA:TELecom:ETHernet:STReam:FILTer:MASK:SOURce:IP?

:SENSe:DATA:TELecom:ETHernet:STReam:FILTer:MASK:SOURce:TCP

Description

This command sets the Mask TCP Source Port, if filter type is TCP Source Port for a specific Filter No.

At *RST condition, this value is set to 65535.

Navigation Path: Functions- > Filters - > Filters CONFig - > Mask

Syntax

:SENSe:DATA:TELecom:ETHernet:STReam:FILTer:MASK:SOURce:TCP <wsp><Filterno>, <Criterion>, <Address>

Parameter(s)

Filterno:

The program data syntax for the first parameter is defined as a <DECIMAL NUMERIC PROGRAM DATA> element.

Selects the filter number from 1 to 10.

Criterion:

The program data syntax for the second parameter is defined as a <DECIMAL NUMERIC PROGRAM DATA> element.

Selects the filter criterion number from 1 to 4.

Address:

The program data syntax for the third parameter is defined as a <DECIMAL NUMERIC PROGRAM DATA> element.

Selects the Mask Source TCP Port address.

MAXimum: Biggest supported value

MINimum: Smallest supported value

DEFault: Default value

Response Syntax

<Address>

Example(s)

SENS:DATA:TEL:ETH:STR:FILT:TYPE 2,1, TSOURCE

SENS:DATA:TEL:ETH:STR:FILT:MASK:SOUR:TCP 2,1, 55555

SENS:DATA:TEL:ETH:STR:FILT:MASK:SOUR:TCP? 2,1

Returns: 55555

See Also

SENSe:DATA:TELecom:ETHernet:STReam:FILTer:VLAN:PRIority

:SENSe:DATA:TELecom:ETHernet:STReam:FILTer:MASK:SOURce:TCP?

Description

This query returns the Mask TCP Source Port, if filter type is TCP Source Port for a specific Filter No.

At *RST condition, this value is set to 65535.

Navigation Path: Functions- > Filters & Capture - > Filters CONFig - > Mask

Syntax

:SENSe:DATA:TELecom:ETHernet:STReam:FILTer:MASK:SOURce:TCP? <wsp><Filterno>, <Criterion>,[<Address>]

Parameter(s)

Filterno:

The program data syntax for the first parameter is defined as a <DECIMAL NUMERIC PROGRAM DATA> element.

Selects the filter number from 1 to 10.

Criterion:

The program data syntax for the second parameter is defined as a <DECIMAL NUMERIC PROGRAM DATA> element.

Selects the filter criterion number from 1 to 4.

Address:

The program data syntax for the third parameter is defined as a <CHARACTER PROGRAM DATA> element.

Selects the Mask Source TCP Port address.

This parameter is optional. If no token is specified, the current Mask Source TCP Port address value is returned.

MAXimum: Biggest supported value

MINimum: Smallest supported value

DEFault: Default value

Response Syntax

<port>

:SENSe:DATA:TELecom:ETHernet:STReam:FILTer:MASK:SOURce:TCP?

Response(s)

port:

The response data syntax for the first parameter is defined as a <NR1 NUMERIC RESPONSE DATA> element.

Returns the masked Source TCP Port address.

Example(s)

SENS:DATA:TEL:ETH:STR:FILT:TYPE 2,1, TSOURCE

SENS:DATA:TEL:ETH:STR:FILT:MASK:SOUR:TCP 2,1, 6666

SENS:DATA:TEL:ETH:STR:FILT:MASK:SOUR:TCP? 2,1

Returns: 6666

See Also

SENSe:DATA:TELecom:ETHernet:STReam:FILTer:VLAN:PRIority?

:SENSe:DATA:TELecom:ETHernet:STReam:FILTer:MASK:SOURce:UDP

Description

This command sets the Mask UDP Source Port, if the filter type is UDP Source Port for a specific Filter Number.

At *RST condition, this value is set to 65535.

Navigation Path: Functions > Filters & Packet Capture > Filters > Filter CONFig > Mask

Syntax

:SENSe:DATA:TELecom:ETHernet:STReam:FILTer:MASK:SOURce:UDP <wsp><Filterno>, <Criterion>, <Address>

Parameter(s)

Filterno:

The program data syntax for the first parameter is defined as a <DECIMAL NUMERIC PROGRAM DATA> element.

Selects the filter number from 1 to 10.

Criterion:

The program data syntax for the second parameter is defined as a <DECIMAL NUMERIC PROGRAM DATA> element.

Selects the filter criterion number from 1 to 4.

Address:

The program data syntax for the third parameter is defined as a <NONDECIMAL NUMERIC PROGRAM DATA> element.

Selects the Mask Source UDP Port address.

Response Syntax

<port>

Example(s)

SENS:DATA:TEL:ETH:STR:FILT:TYPE 2,1, USO

SENS:DATA:TEL:ETH:STR:FILT:MASK:SOUR:UDP 2,1, #HFF

SENS:DATA:TEL:ETH:STR:FILT:MASK:SOUR:UDP? 2,1

Returns: 255

See Also

SENSe:DATA:TELecom:ETHernet:STReam:FILTer:TYPE

SENSe:DATA:TELecom:ETHernet:STReam:FILTer:MASK:DESTination:UDP

:SENSe:DATA:TELecom:ETHernet:STReam:FILTer:MASK:SOURce:UDP?

Description

The query returns the Mask UDP Source Port, if the filter type is UDP Source Port for specific Filter Number.

At *RST condition, this value is set to 65535.

Navigation Path: Functions > Filters & Packet Capture > Filters > Filter CONFig > Mask

Syntax

:SENSe:DATA:TELecom:ETHernet:STReam:FILTer:MASK:SOURce:UDP? <wsp><Filterno>, <Criterion>

Parameter(s)

Filterno:

The program data syntax for the first parameter is defined as a <DECIMAL NUMERIC PROGRAM DATA> element.

Selects the filter number from 1 to 10.

Criterion:

The program data syntax for the second parameter is defined as a <DECIMAL NUMERIC PROGRAM DATA> element.

Selects the filter criterion number from 1 to 4.

Response Syntax

<port>

Response(s)

port:

The response data syntax for the first parameter is defined as a <NR1 NUMERIC RESPONSE DATA> element.

Returns the masked Source UDP Port address.

Example(s)

SENS:DATA:TEL:ETH:STR:FILT:TYPE 2,1, USO

SENS:DATA:TEL:ETH:STR:FILT:MASK:SOUR:UDP 2,1, #HFF

SENS:DATA:TEL:ETH:STR:FILT:MASK:SOUR:UDP? 2,1

Returns: 255

See Also

SENSe:DATA:TELecom:ETHernet:STReam:FILTer:TYPE

SENSe:DATA:TELecom:ETHernet:STReam:FILTer:MASK:DESTination:UDP

SENSe:DATA:TELecom:ETHernet:STReam:FILTer:MASK:DESTination:UDP?

:SENSe:DATA:TELecom:ETHernet:STReam:FILTer:MASK:TOS

Description

This command sets the Mask TOS, if the filter type is TOS for a specific Filter Number.

At *RST condition, this value is set to 255.

Navigation Path: Functions > Filters & Packet Capture > Filters > Filter CONFig > Mask

Syntax

:SENSe:DATA:TELecom:ETHernet:STReam:FILTer:MASK:TOS <wsp><Filterno>, <Criterion>, <Tos>

Parameter(s)

Filterno:

The program data syntax for the first parameter is defined as a <DECIMAL NUMERIC PROGRAM DATA> element.

Selects the filter number from 1 to 10.

Criterion:

The program data syntax for the second parameter is defined as a <DECIMAL NUMERIC PROGRAM DATA> element.

Selects the filter criterion number from 1 to 4.

Tos:

The program data syntax for the third parameter is defined as a <DECIMAL NUMERIC PROGRAM DATA> element.

Selects the Mask Type of Service (TOS).

MAXimum: Biggest supported value

MINimum: Smallest supported value

DEFault: Default value

Response Syntax

<port>

Example(s)

SENS:DATA:TEL:ETH:STR:FILT:TYPE 2,1, TOS

SENS:DATA:TEL:ETH:STR:FILT:MASK:TOS 2,1, 60

SENS:DATA:TEL:ETH:STR:FILT:MASK:TOS? 2,1

Returns: 60

See Also

SENSe:DATA:TELecom:ETHernet:STReam:FILTer:TYPE

SENSe:DATA:TELecom:ETHernet:STReam:FILTer:TOS

SENSe:DATA:TELecom:ETHernet:STReam:FILTer:TOS?

:SENSe:DATA:TELecom:ETHernet:STReam:FILTer:MASK:TOS:IPVersion

Description

This command sets the Mask Traffic Class (TOS/DS) value of IPv6.

At *RST condition, this value is set to 255.

Navigation Path: Functions > Filters > Filter CONFig > MASK

Syntax

:SENSe:DATA:TELecom:ETHernet:STReam:FILTer:MASK:TOS:IPVersion <wsp><Filterno>, <Criterion>, <Traffic Class>

Parameter(s)

Filterno:

The program data syntax for the first parameter is defined as a <DECIMAL NUMERIC PROGRAM DATA> element.

Selects the filter number from 1 to 10.

Criterion:

The program data syntax for the second parameter is defined as a <DECIMAL NUMERIC PROGRAM DATA> element.

Selects the filter criterion number from 1 to 4.

Traffic Class:

The program data syntax for the third parameter is defined as a <DECIMAL NUMERIC PROGRAM DATA> element.

Sets the IPv6 Mask Traffic Class (TOS/DS) value.

MAXimum: Biggest supported value

MINimum: Smallest supported value

DEFault: Default value

Response Syntax

<port>

Example(s)

SENS:DATA:TEL:ETH:STR:FILT:TYPE 2,1, IPVTOS

SENS:DATA:TEL:ETH:STR:FILT:MASK:TOS:IPV 2,1, 69

SENS:DATA:TEL:ETH:STR:FILT:MASK:TOS:IPV? 2,1

Returns: 69

See Also

SENSe:DATA:TELecom:ETHernet:STReam:FILTer:TYPE

SENSe:DATA:TELecom:ETHernet:STReam:FILTer:MASK:TCLass:IPV?

:SENSe:DATA:TELecom:ETHernet:STReam:FILTer:MASK:TOS:IPVersion?

Description

This query returns the Mask Traffic Class (TOS/DS) value of IPv6.

At *RST condition, this value is set to 255.

Navigation Path: Functions > Filters > Filter CONFig > MASK

Syntax

:SENSe:DATA:TELecom:ETHernet:STReam:FILTer:MASK:TOS:IPVersion? <wsp><Filterno>, <Criterion>,[<Traffic Class>]

Parameter(s)

Filterno:

The program data syntax for the first parameter is defined as a <DECIMAL NUMERIC PROGRAM DATA> element.

Selects the filter number from 1 to 10.

Criterion:

The program data syntax for the second parameter is defined as a <DECIMAL NUMERIC PROGRAM DATA> element.

Selects the filter criterion number from 1 to 4.

Traffic Class:

The program data syntax for the third parameter is defined as a <CHARACTER PROGRAM DATA> element.

This parameter is optional. If no token is specified, the current label number is returned.

MAXimum: Biggest supported value

MINimum: Smallest supported value

DEFault: Default value

Response Syntax

<Tclass>

:SENSe:DATA:TELecom:ETHernet:STReam:FILTer:MASK:TOS:IPVersion?

Response(s)

Tclass:

The response data syntax for the first parameter is defined as a <NR1 NUMERIC RESPONSE DATA> element.

Returns the value of TClass.

Example(s)

SENS:DATA:TEL:ETH:STR:FILT:TYPE 2,1, IPVTOS

SENS:DATA:TEL:ETH:STR:FILT:MASK:TOS:IPV 2,1, 69

SENS:DATA:TEL:ETH:STR:FILT:MASK:TOS:IPV? 2,1

Returns: 69

See Also

SENSe:DATA:TELecom:ETHernet:STReam:FILTer:TYPE

SENSe:DATA:TELecom:ETHernet:STReam:FILTer:MASK:TCLass:IPV

:SENSe:DATA:TELecom:ETHernet:STReam:FILTer:MASK:TOS?

Description

This query returns the Mask TOS, if the filter type is TOS for a specific Filter Number.

At *RST condition, this value is set to 255.

Navigation Path: Functions > Filters & Packet Capture > Filters > Filter CONFig > Mask

Syntax

:SENSe:DATA:TELecom:ETHernet:STReam:FILTer:MASK:TOS? <wsp><Filterno>, <Criterion>,[<Tos>]

Parameter(s)

Filterno:

The program data syntax for the first parameter is defined as a <DECIMAL NUMERIC PROGRAM DATA> element.

Selects the filter number from 1 to 10.

Criterion:

The program data syntax for the second parameter is defined as a <DECIMAL NUMERIC PROGRAM DATA> element.

Selects the filter criterion number from 1 to 4.

Tos:

The program data syntax for the third parameter is defined as a <CHARACTER PROGRAM DATA> element.

Selects the Mask Type of Service (TOS).

This parameter is optional. If no token is specified, the current Mask Type of Service (TOS) value is returned.

MAXimum: Biggest supported value

MINimum: Smallest supported value

DEFault: Default value

Response Syntax

<Tos>

:SENSe:DATA:TELecom:ETHernet:STReam:FILTer:MASK:TOS?

Response(s)

Tos:

The response data syntax for the first parameter is defined as a <NR1 NUMERIC RESPONSE DATA> element.

Returns the masked Type of Service (TOS).

Example(s)

SENS:DATA:TEL:ETH:STR:FILT:TYPE 2,1, TOS

SENS:DATA:TEL:ETH:STR:FILT:MASK:TOS 2,1, 90

SENS:DATA:TEL:ETH:STR:FILT:MASK:TOS? 2,1

Returns: 90

See Also

SENSe:DATA:TELecom:ETHernet:STReam:FILTer:TYPE

SENSe:DATA:TELecom:ETHernet:STReam:FILTer:TOS

SENSe:DATA:TELecom:ETHernet:STReam:FILTer:TOS?

:SENSe:DATA:TELecom:ETHernet:STReam:FILTer:MASK:VLAN:ID

Description

This command sets the Mask VLAN ID, if the filter type is VLAN ID for a specific Filter Number.

At *RST condition, this value is set to 4095.

Navigation Path: Functions > Filters & Packet Capture > Filters > Filter CONFig > Mask

Syntax

:SENSe:DATA:TELecom:ETHernet:STReam:FILTer:MASK:VLAN:ID <wsp><Filterno>, <Criterion>, <Vlan>, <Id>

Parameter(s)

Filterno:

The program data syntax for the first parameter is defined as a <DECIMAL NUMERIC PROGRAM DATA> element.

Selects the filter number from 1 to 10.

Criterion:

The program data syntax for the second parameter is defined as a <DECIMAL NUMERIC PROGRAM DATA> element.

Selects the filter criterion number from 1 to 4.

Vlan:

The program data syntax for the third parameter is defined as a <DECIMAL NUMERIC PROGRAM DATA> element.

Selects the masked VLAN.

Id:

The program data syntax for the fourth parameter is defined as a <NONDECIMAL NUMERIC PROGRAM DATA> element.

Sets the value of VLAN Identifier.

Response Syntax

<Tos>

Example(s)

SENS:DATA:TEL:ETH:STR:FILT:TYPE 1, 1, VLANid

SENS:DATA:TEL:ETH:STR:FILT:MASK:VLAN:ID 1, 1, 1, #HAB

SENS:DATA:TEL:ETH:STR:FILT:MASK:VLAN:ID? 1, 1, 1

Returns: 171

See Also

SENSe:DATA:TELecom:ETHernet:STReam:FILTer:TYPE

SENSe:DATA:TELecom:ETHernet:STReam:FILTer:VLAN:ID

SENSe:DATA:TELecom:ETHernet:STReam:FILTer:VLAN:ID?

:SENSe:DATA:TELecom:ETHernet:STReam:FILTer:MASK:VLAN:ID?

Description

This query returns the Mask VLAN ID, if the filter type is VLAN ID for a specific Filter Number.

At *RST condition, this value is set to 4095.

Navigation Path: Functions > Filters & Packet Capture > Filters > Filter CONFig > Mask

Syntax

:SENSe:DATA:TELecom:ETHernet:STReam:FILTer:MASK:VLAN:ID? <wsp><Filterno>, <Criterion>, <Vlan>

Parameter(s)

Filterno:

The program data syntax for the first parameter is defined as a <DECIMAL NUMERIC PROGRAM DATA> element.

Selects the filter number from 1 to 10.

Criterion:

The program data syntax for the second parameter is defined as a <DECIMAL NUMERIC PROGRAM DATA> element.

Selects the filter criterion number from 1 to 4.

Vlan:

The program data syntax for the third parameter is defined as a <DECIMAL NUMERIC PROGRAM DATA> element.

Selects the masked VLAN.

Response Syntax

<Id>

Response(s)

Id:

The response data syntax for the first parameter is defined as a <NR1 NUMERIC RESPONSE DATA> element.

Returns the value of masked VLAN identifier.

Example(s)

SENS:DATA:TEL:ETH:STR:FILT:TYPE 1, 1, VLANid

SENS:DATA:TEL:ETH:STR:FILT:MASK:VLAN:ID 1, 1, 1, #HAB

SENS:DATA:TEL:ETH:STR:FILT:MASK:VLAN:ID? 1, 1, 1

Returns: 171

See Also

SENSe:DATA:TELecom:ETHernet:STReam:FILTer:TYPE

SENSe:DATA:TELecom:ETHernet:STReam:FILTer:MASK:VLAN:ID

SENSe:DATA:TELecom:ETHernet:STReam:FILTer:MASK:VLAN:ID?

:SENSe:DATA:TELecom:ETHernet:STReam:FILTer:MASK:VLAN:PRIority

Description

This command sets the Mask VLAN Priority, if the filter type is VLAN Priority for a specific Filter Number.

At *RST condition, this value is set to 7.

Navigation Path: Functions > Filters & Packet Capture > Filters > Filter CONFig > Mask

Syntax

:SENSe:DATA:TELecom:ETHernet:STReam:FILTer:MASK:VLAN:PRIority <wsp><Filterno>, <Criterion>, <Vlan>, <Priority>

Parameter(s)

Filterno:

The program data syntax for the first parameter is defined as a <DECIMAL NUMERIC PROGRAM DATA> element.

Selects the filter number from 1 to 10.

Criterion:

The program data syntax for the second parameter is defined as a <DECIMAL NUMERIC PROGRAM DATA> element.

Selects the filter criterion number from 1 to 4.

Vlan:

The program data syntax for the third parameter is defined as a <DECIMAL NUMERIC PROGRAM DATA> element.

Selects the masked VLAN.

Priority:

The program data syntax for the fourth parameter is defined as a <DECIMAL NUMERIC PROGRAM DATA> element.

Sets the value of VLAN Priority.

MAXimum: Biggest supported value

MINimum: Smallest supported value

DEFault: Default value

:SENSe:DATA:TELecom:ETHernet:STReam:FILTer:MASK:VLAN:PRIority

Response Syntax	<Id>
Example(s)	SENS:DATA:TEL:ETH:STR:FILT:TYPE 1, 1, VPRiority SENS:DATA:TEL:ETH:STR:FILT:MASK:VLAN:PRI 1, 1, 1, 3 SENS:DATA:TEL:ETH:STR:FILT:MASK:VLAN:PRI? 1, 1, 1 Returns: 3
See Also	SENSe:DATA:TELecom:ETHernet:STReam:FILTer:TYPE SENSe:DATA:TELecom:ETHernet:STReam:FILTer:VLAN:PRIority SENSe:DATA:TELecom:ETHernet:STReam:FILTer:VLAN:PRIority?

:SENSe:DATA:TELecom:ETHernet:STReam:FILTer:MASK:VLAN:PRIority?

Description

This query returns the Mask VLAN Priority, if the filter type is VLAN Priority for a specific Filter Number.

At *RST condition, this value is set to 111.

Navigation Path: Functions > Filters & Packet Capture > Filters > Filter CONFig > Mask

Syntax

:SENSe:DATA:TELecom:ETHernet:STReam:FILTer:MASK:VLAN:PRIority? <wsp><Filterno>, <Criterion>, <Vlan>,[<Priority>]

Parameter(s)

Filterno:

The program data syntax for the first parameter is defined as a <DECIMAL NUMERIC PROGRAM DATA> element.

Selects the filter number from 1 to 10.

Criterion:

The program data syntax for the second parameter is defined as a <DECIMAL NUMERIC PROGRAM DATA> element.

Selects the filter criterion number from 1 to 4.

Vlan:

The program data syntax for the third parameter is defined as a <DECIMAL NUMERIC PROGRAM DATA> element.

Selects the masked VLAN.

Priority:

The program data syntax for the fourth parameter is defined as a <CHARACTER PROGRAM DATA> element.

This parameter is optional. If no token is specified, the current masked VLAN value is returned.

MAXimum is used to retrieve the instrument's greatest supported masked VLAN value.

MINimum is used to retrieve the instrument's smallest supported masked VLAN value.

DEFault: Default value

Response Syntax

<Priority>

:SENSe:DATA:TELecom:ETHernet:STReam:FILTer:MASK:VLAN:PRIority?

Response(s)

Priority:

The response data syntax for the first parameter is defined as a <NR1 NUMERIC RESPONSE DATA> element.

Returns the value of masked VLAN Priority.

Example(s)

SENS:DATA:TEL:ETH:STR:FILT:TYPE 1, 1, VPRiority

SENS:DATA:TEL:ETH:STR:FILT:MASK:VLAN:PRI 1, 1, 1, 3

SENS:DATA:TEL:ETH:STR:FILT:MASK:VLAN:PRI? 1, 1, 1

Returns: 3

See Also

SENSe:DATA:TELecom:ETHernet:STReam:FILTer:TYPE

SENSe:DATA:TELecom:ETHernet:STReam:FILTer:VLAN:PRIority

SENSe:DATA:TELecom:ETHernet:STReam:FILTer:VLAN:PRIority?

:SENSe:DATA:TELecom:ETHernet:STReam:FILTer:MCOS[1..n]

Description

This command sets the Multi-Protocol Label switching Cost of Service (MPLS COS), if Filter Type is MPLS COS Label for a specific Filter No.

At *RST condition, this value is set to 7.

Navigation Path: Functions > Filters > Filter CONFig > Value

Syntax

:SENSe:DATA:TELecom:ETHernet:STReam:FILTer:MCOS[1..n] <wsp><Filterno>, <Criterion>, <Flabel>

Parameter(s)

Filterno:

The program data syntax for the first parameter is defined as a <DECIMAL NUMERIC PROGRAM DATA> element.

Selects the filter number from 1 to 10.

Criterion:

The program data syntax for the second parameter is defined as a <DECIMAL NUMERIC PROGRAM DATA> element.

Selects the filter criterion number from 1 to 4.

Flabel:

The program data syntax for the third parameter is defined as a <DECIMAL NUMERIC PROGRAM DATA> element.

Sets the MPLS COS Label.

Range:0-7

Response Syntax

<Priority>

Example(s)

SENS:DATA:TEL:ETH:STR:FILT:TYPE 1, 1, MCOS1

SENS:DATA:TEL:ETH:STR:FILT:MCOS1 1, 1, 20

SENS:DATA:TEL:ETH:STR:FILT:MCOS1? 1, 1

Returns: 20

See Also

SENSe:DATA:TELecom:ETHernet:STReam:FILTer:DESTination:TCP

SENSe:DATA:TELecom:ETHernet:STReam:FILTer:DESTination:TCP?

:SENSe:DATA:TELecom:ETHernet:STReam:FILTer:MCOS[1..n]?

Description

This query returns the Multi-Protocol Label switching Cost of Service(MPLS COS) Label, if Filter Type is MPLS COS Label for a specific Filter No.

At *RST condition, this value is set to 7.

Navigation Path: Functions > Filters > Filter CONFig > Value

Syntax

:SENSe:DATA:TELecom:ETHernet:STReam:FILTer:MCOS[1..n]? <wsp><Filterno>, <Criterion>

Parameter(s)

Filterno:

The program data syntax for the first parameter is defined as a <DECIMAL NUMERIC PROGRAM DATA> element.

Selects the filter number from 1 to 10.

Criterion:

The program data syntax for the second parameter is defined as a <DECIMAL NUMERIC PROGRAM DATA> element.

Selects the filter criterion number from 1 to 4.

Response Syntax

<FLABEL>

Response(s)

FLABEL:

The response data syntax for the first parameter is defined as a <NR1 NUMERIC RESPONSE DATA> element.

Returns the MPLS COS Label.

Example(s)

SENS:DATA:TEL:ETH:STR:FILT:TYPE 1, 1, MCOS1

SENS:DATA:TEL:ETH:STR:FILT:MCOS1 1, 1, 20

SENS:DATA:TEL:ETH:STR:FILT:MCOS1? 1, 1

Returns: 20

See Also

SENSe:DATA:TELecom:ETHernet:STReam:FILTer:DESTination:TCP

SENSe:DATA:TELecom:ETHernet:STReam:FILTer:DESTination:TCP?

:SENSe:DATA:TELecom:ETHernet:STReam:FILTer:MLABel[1..n]

Description

This command sets the Multi-Protocol Label switching(MPLS), if Filter Type is MPLS Label for a specific Filter No.

At *RST condition, this value is set to 1048575.

Navigation Path: Functions > Filters > Filter CONFig > Value

Syntax

:SENSe:DATA:TELecom:ETHernet:STReam:FILTer:MLABel[1..n] <wsp><Filterno>, <Criterion>, <Flabel>

Parameter(s)

Filterno:

The program data syntax for the first parameter is defined as a <DECIMAL NUMERIC PROGRAM DATA> element.

Selects the filter number from 1 to 10.

Criterion:

The program data syntax for the second parameter is defined as a <DECIMAL NUMERIC PROGRAM DATA> element.

Selects the filter criterion number from 1 to 4.

Flabel:

The program data syntax for the third parameter is defined as a <DECIMAL NUMERIC PROGRAM DATA> element.

Sets the MPLS Label.

Range:0-1048575

Response Syntax

<FLABEL>

Example(s)

SENS:DATA:TEL:ETH:STR:FILT:TYPE 1, 1, MLABEL1

SENS:DATA:TEL:ETH:STR:FILT:MLAB1 1, 1, 20

SENS:DATA:TEL:ETH:STR:FILT:MLAB1? 1, 1

Returns: 20

See Also

SENSe:DATA:TELecom:ETHernet:STReam:FILTer:DESTination:UDP

SENSe:DATA:TELecom:ETHernet:STReam:FILTer:DESTination:UDP?

:SENSe:DATA:TELecom:ETHernet:STReam:FILTer:MLABel[1..n]?

Description

This query returns the Multi-Protocol Label switching(MPLS), if Filter Type is MPLS Label for a specific Filter No.

At *RST condition, this value is set to 1048575.

Navigation Path: Functions > Filters > Filter CONFig > Value

Syntax

:SENSe:DATA:TELecom:ETHernet:STReam:FILTer:MLABel[1..n]? <wsp><Filterno>, <Criterion>

Parameter(s)

Filterno:

The program data syntax for the first parameter is defined as a <DECIMAL NUMERIC PROGRAM DATA> element.

Selects the filter number from 1 to 10.

Criterion:

The program data syntax for the second parameter is defined as a <DECIMAL NUMERIC PROGRAM DATA> element.

Selects the filter criterion number from 1 to 4.

Response Syntax

<FLABEL>

Response(s)

FLABEL:

The response data syntax for the first parameter is defined as a <NR1 NUMERIC RESPONSE DATA> element.

Returns the MPLS Label.

Example(s)

SENS:DATA:TEL:ETH:STR:FILT:TYPE 1, 1, MLABEL1

SENS:DATA:TEL:ETH:STR:FILT:MLAB1 1, 1, 20

SENS:DATA:TEL:ETH:STR:FILT:MLAB1? 1, 1

Returns: 20

See Also

SENSe:DATA:TELecom:ETHernet:STReam:FILTer:DESTination:UDP

SENSe:DATA:TELecom:ETHernet:STReam:FILTer:DESTination:UDP?

:SENSe:DATA:TELecom:ETHernet:STReam:FILTer:NHEader:IPVersion

Description

This command sets the IPv6 Next Header, if Filter Type is IPv6 Next Header for a specific Filter No.

At *RST condition, this value is set to 17.

Navigation Path: Functions > Filters > Filter CONFig > Value

Syntax

:SENSe:DATA:TELecom:ETHernet:STReam:FILTer:NHEader:IPVersion <wsp><Filterno>, <Criterion>, <Next Header>

Parameter(s)

Filterno:

The program data syntax for the first parameter is defined as a <DECIMAL NUMERIC PROGRAM DATA> element.

Selects the filter number from 1 to 10.

Criterion:

The program data syntax for the second parameter is defined as a <DECIMAL NUMERIC PROGRAM DATA> element.

Selects the filter criterion number from 1 to 4.

Next Header:

The program data syntax for the third parameter is defined as a <DECIMAL NUMERIC PROGRAM DATA> element.

Sets the IPv6 Next Header.

MAXimum: Biggest supported value

MINimum: Smallest supported value

DEFault: Default value

Response Syntax

<FLABEL>

Example(s)

SENS:DATA:TEL:ETH:STR:FILT:TYPE 1, 1, IPVN

SENS:DATA:TEL:ETH:STR:FILT:NHE:IPV 1, 1, 20

SENS:DATA:TEL:ETH:STR:FILT:NHE:IPV? 1, 1

Returns: 20

See Also

SENSe:DATA:TELecom:ETHernet:STReam:FILTer:DESTination:IPV?

SENSe:DATA:TELecom:ETHernet:STReam:FILTer:TYPE

:SENSe:DATA:TELecom:ETHernet:STReam:FILTer:NHEader:IPVersion?

Description

This query returns the IPv6 Next Header, if Filter Type is IPv6 Next Header for a specific Filter No.

At *RST condition, this value is set to 17.

Navigation Path: Functions > Filters > Filter CONFig > Value

Syntax

:SENSe:DATA:TELecom:ETHernet:STReam:FILTer:NHEader:IPVersion? <wsp><Filterno>, <Criterion>,[<Next Header>]

Parameter(s)

Filterno:

The program data syntax for the first parameter is defined as a <DECIMAL NUMERIC PROGRAM DATA> element.

Selects the filter number from 1 to 10.

Criterion:

The program data syntax for the second parameter is defined as a <DECIMAL NUMERIC PROGRAM DATA> element.

Selects the filter criterion number from 1 to 4.

Next Header:

The program data syntax for the third parameter is defined as a <CHARACTER PROGRAM DATA> element.

This parameter is optional. If no token is specified, the current next header is returned.

MAXimum: Biggest supported value

MINimum: Smallest supported value

DEFault: Default value

Response Syntax

<Nheader>

:SENSe:DATA:TELecom:ETHernet:STReam:FILTer:NHEader:IPVersion?

Response(s)

Nheader:

The response data syntax for the first parameter is defined as a <NR1 NUMERIC RESPONSE DATA> element.

Returns the IPv6 Next Header.

Example(s)

SENS:DATA:TEL:ETH:STR:FILT:TYPE 1, 1, IPVN

SENS:DATA:TEL:ETH:STR:FILT:NHE:IPV 1, 1, 20

SENS:DATA:TEL:ETH:STR:FILT:NHE:IPV? 1, 1

Returns: 20

See Also

SENSe:DATA:TELecom:ETHernet:STReam:FILTer:DESTination:IPV

SENSe:DATA:TELecom:ETHernet:STReam:FILTer:TYPE

:SENSe:DATA:TELecom:ETHernet:STReam:FILTer:OPERator

Description

This command selects the logical operator (AND or OR) between two operands when more than two operands are used.

At *RST condition, this value is set to AND.

Navigation Path: Functions > Filters & Packet Packet Capture > Filters > Filter CONFig > Oper.

Syntax

:SENSe:DATA:TELecom:ETHernet:STReam:FILTer:OPERator <wsp><Filterno>, <Criterion>, <Operator>

Parameter(s)

Filterno:

The program data syntax for the first parameter is defined as a <DECIMAL NUMERIC PROGRAM DATA> element.

Selects the filter number from 1 to 10.

Criterion:

The program data syntax for the second parameter is defined as a <DECIMAL NUMERIC PROGRAM DATA> element.

Selects the filter criterion number from 1 to 4.

Operator:

The program data syntax for the third parameter is defined as a <CHARACTER PROGRAM DATA> element.

Selects the logical operators.

AND

OR

Response Syntax

<Nheader>

Example(s)

SENS:DATA:TEL:ETH:STR:FILT:OPER 1, 1, AND

SENS:DATA:TEL:ETH:STR:FILT:OPER? 1, 1

Returns: AND

See Also

SENSe:DATA:TELecom:ETHernet:STReam:FILTer:OPERator

SENSe:DATA:TELecom:ETHernet:FMATch:FILTer:OPERator?

:SENSe:DATA:TELecom:ETHernet:STReam:FILTer:OPERator:NOT

Description

This command selects the Operator Not. When it is selected, add the logical negation (not equal) operator for the operand filter defined at its right.

At *RST condition, this value is set to OFF.

Navigation Path: Functions > Filters & Packet Capture > Filters > Filter CONFig > Not

Syntax

:SENSe:DATA:TELecom:ETHernet:STReam:FILTer:OPERator:NOT <wsp><Filterno>, <Criterion>, <Set>

Parameter(s)

Filterno:

The program data syntax for the first parameter is defined as a <DECIMAL NUMERIC PROGRAM DATA> element.

Selects the filter number from 1 to 10.

Criterion:

The program data syntax for the second parameter is defined as a <DECIMAL NUMERIC PROGRAM DATA> element.

Selects the filter criterion number from 1 to 4.

Set:

The program data syntax for the third parameter is defined as a <BOOLEAN PROGRAM DATA> element.

Enables/Disables the NOT operator.

ON: Enabled

OFF: Disabled

Response Syntax

<Nheader>

Example(s)

SENS:DATA:TEL:ETH:STR:FILT:OPER:NOT 2,1, ON

SENS:DATA:TEL:ETH:STR:FILT:OPER:NOT? 2,1

Returns: 1

See Also

SENSe:DATA:TELecom:ETHernet:STReam:FILTer:BRACket:CLOSe

SENSe:DATA:TELecom:ETHernet:STReam:FILTer:BRACket:CLOSe?

:SENSe:DATA:TELecom:ETHernet:STReam:FILTer:OPERator:NOT?

Description

This query returns the Operator Not. When selected, add the logical negation (not equal) operator for the operand filter defined at its right.

At *RST condition, this value is set to OFF.

Navigation Path: Functions > Filters & Packet Capture > Filters > Filter CONFig > Not

Syntax

:SENSe:DATA:TELecom:ETHernet:STReam:FILTer:OPERator:NOT? <wsp><Filterno>, <Criterion>

Parameter(s)

Filterno:

The program data syntax for the first parameter is defined as a <DECIMAL NUMERIC PROGRAM DATA> element.

Selects the filter number from 1 to 10.

Criterion:

The program data syntax for the second parameter is defined as a <DECIMAL NUMERIC PROGRAM DATA> element.

Selects the filter criterion number from 1 to 4.

Response Syntax

<Set>

Response(s)

Set:

The response data syntax for the first parameter is defined as a <BOOLEAN RESPONSE DATA> element.

This query returns the Operator Not.

0, returns the status of the logical operator as OFF.

1, returns the status of the logical operator as ON.

Example(s)

SENS:DATA:TEL:ETH:STR:FILT:OPER:NOT 2,1, ON

SENS:DATA:TEL:ETH:STR:FILT:OPER:NOT? 2,1

Returns: 1

See Also

SENSe:DATA:TELecom:ETHernet:STReam:FILTer:BRACket:CLOSe

SENSe:DATA:TELecom:ETHernet:STReam:FILTer:BRACket:CLOSe?

:SENSe:DATA:TELecom:ETHernet:STReam:FILTer:OPERator?

Description

This query returns the logical operator (AND or OR) between two operands when more than two operands are used.

At *RST condition, this value is set to AND.

Navigation Path: Functions > Filters & Packet Capture > Filters > Filter CONFig > Oper.

Syntax

:SENSe:DATA:TELecom:ETHernet:STReam:FILTer:OPERator? <wsp><Filterno>, <Criterion>

Parameter(s)

Filterno:

The program data syntax for the first parameter is defined as a <DECIMAL NUMERIC PROGRAM DATA> element.

Selects the filter number from 1 to 10.

Criterion:

The program data syntax for the second parameter is defined as a <DECIMAL NUMERIC PROGRAM DATA> element.

Selects the filter criterion number from 1 to 4.

Response Syntax

<Operator>

Response(s)

Operator:

The response data syntax for the first parameter is defined as a <CHARACTER RESPONSE DATA> element.

Returns the logical operators.

AND, AND is selected as the logical operator.

OR, OR is selected as the logical operator.

Example(s)

SENS:DATA:TEL:ETH:STR:FILT:OPER 2,1, AND

SENS:DATA:TEL:ETH:STR:FILT:OPER? 2,1

Returns: AND

See Also

SENSe:DATA:TELecom:ETHernet:STReam:FILTer:OPERator

SENSe:DATA:TELecom:ETHernet:FMATch:FILTer:OPERator?

:SENSe:DATA:TELecom:ETHernet:STReam:FILTer:PRECedence

Description

This command sets the Precedence, if the filter type is Precedence for a specific Filter Number.

At *RST condition, this value is set to 000.

Navigation Path: Functions > Filters & Packet Capture > Filters > Filter CONFig > Filter type Precedence > Value

Syntax

:SENSe:DATA:TELecom:ETHernet:STReam:FILTer:PRECedence<wsp><Filterno>,<Criterion>,<Precedence>

Parameter(s)

Filterno:

The program data syntax for the first parameter is defined as a <DECIMAL NUMERIC PROGRAM DATA> element.

Selects the filter number from 1 to 10.

Criterion:

The program data syntax for the second parameter is defined as a <DECIMAL NUMERIC PROGRAM DATA> element.

Selects the filter criterion number from 1 to 4.

Precedence:

The program data syntax for the third parameter is defined as a <DECIMAL NUMERIC PROGRAM DATA> element.

Sets the Precedence.

MAXimum: Biggest supported value

MINimum: Smallest supported value

DEFault: Default value

Response Syntax

<Operator>

Example(s)

SENS:DATA:TEL:ETH:STR:FILT:TYPE 2,1, PREC

SENS:DATA:TEL:ETH:STR:FILT:PREC 2,1, 4

SENS:DATA:TEL:ETH:STR:FILT:PREC? 2,1

Returns: 4

See Also

SENSe:DATA:TELecom:ETHernet:STReam:FILTer:TYPE

SENSe:DATA:TELecom:ETHernet:STReam:FILTer:DSERvices

SENSe:DATA:TELecom:ETHernet:STReam:FILTer:DSERvices?

:SENSe:DATA:TELecom:ETHernet:STReam:FILTer:PRECedence :IPVersion

Description

This command sets the value of Precedence, if filter type is Precedence for a specific Filter No.

At *RST condition, this value is set to 0.

Navigation Path: Functions > Filters > Filter CONFig > Value

Syntax

:SENSe:DATA:TELecom:ETHernet:STReam:FILTer:PRECedence:IPVersion <wsp><Filterno>, <Criterion>, <Precedence>

Parameter(s)

Filterno:

The program data syntax for the first parameter is defined as a <DECIMAL NUMERIC PROGRAM DATA> element.

Selects the filter number from 1 to 10.

Criterion:

The program data syntax for the second parameter is defined as a <DECIMAL NUMERIC PROGRAM DATA> element.

Selects the filter criterion number from 1 to 4.

Precedence:

The program data syntax for the third parameter is defined as a <DECIMAL NUMERIC PROGRAM DATA> element.

Selects the Precedence.

Response Syntax

<Operator>

Example(s)

SENS:DATA:TEL:ETH:STR:FILT:TYPE 2,1, IPVP

SENS:DATA:TEL:ETH:STR:FILT:PREC:IPV 2,1, #B001

SENS:DATA:TEL:ETH:STR:FILT:PREC:IPV? 2,1

Returns: 1

See Also

SENSe:DATA:TELecom:ETHernet:STReam:FILTer:FLABel:IPV?

SENSe:DATA:TELecom:ETHernet:STReam:FILTer:TYPE

:SENSe:DATA:TELecom:ETHernet:STReam:FILTer:PRECedence :IPVersion?

Description

This query returns the value of Precedence, if filter type is Precedence for a specific Filter No.

At *RST condition, this value is set to 0.

Navigation Path: Functions > Filters > Filter CONFig > Value

Syntax

:SENSe:DATA:TELecom:ETHernet:STReam:FILTer:PRECedence:IPVersion? <wsp><Filterno>, <Criterion>

Parameter(s)

Filterno:

The program data syntax for the first parameter is defined as a <DECIMAL NUMERIC PROGRAM DATA> element.

Selects the filter number from 1 to 10.

Criterion:

The program data syntax for the second parameter is defined as a <DECIMAL NUMERIC PROGRAM DATA> element.

Selects the filter criterion number from 1 to 4.

Response Syntax

<Precedence>

Response(s)

Precedence:

The response data syntax for the first parameter is defined as a <NR1 NUMERIC RESPONSE DATA> element.

Returns the value of precedence.

Example(s)

SENS:DATA:TEL:ETH:STR:FILT:TYPE 2,1, IPVP

SENS:DATA:TEL:ETH:STR:FILT:PREC:IPV 2,1, #B001

SENS:DATA:TEL:ETH:STR:FILT:PREC:IPV? 2,1

Returns: 1

See Also

SENSe:DATA:TELecom:ETHernet:STReam:FILTer:FLABel:IPV

SENSe:DATA:TELecom:ETHernet:STReam:FILTer:TYPE

:SENSe:DATA:TELecom:ETHernet:STReam:FILTer:PRECedence?

Description

This query returns the value of Precedence, if filter type is Precedence for a specific Filter Number.

At *RST condition, this value is set to 0.

Navigation Path: Functions > Filters & Packet Capture > Filters > Filter CONFig > Filter type Precedence > Value

Syntax

:SENSe:DATA:TELecom:ETHernet:STReam:FILTer:PRECedence? <wsp><Filterno>, <Criterion>,[<Precedence>]

Parameter(s)

Filterno:

The program data syntax for the first parameter is defined as a <DECIMAL NUMERIC PROGRAM DATA> element.

Selects the filter number from 1 to 10.

Criterion:

The program data syntax for the second parameter is defined as a <DECIMAL NUMERIC PROGRAM DATA> element.

Selects the filter criterion number from 1 to 4.

Precedence:

The program data syntax for the third parameter is defined as a <CHARACTER PROGRAM DATA> element.

Selects the Precedence.

This parameter is optional. If no token is specified, the current precedence value is returned.

MAXimum: Biggest supported value

MINimum: Smallest supported value

DEFault: Default value

Response Syntax

<Precedence>

:SENSe:DATA:TELecom:ETHernet:STReam:FILTer:PRECedence?

Response(s)

Precedence:

The response data syntax for the first parameter is defined as a <NR1 NUMERIC RESPONSE DATA> element.

Returns the value of precedence.

Example(s)

SENS:DATA:TEL:ETH:STR:FILT:TYPE 2,1, PREC

SENS:DATA:TEL:ETH:STR:FILT:PREC 2,1, 2

SENS:DATA:TEL:ETH:STR:FILT:PREC? 2,1

Returns: 2

See Also

SENSe:DATA:TELecom:ETHernet:STReam:FILTer:TYPE

SENSe:DATA:TELecom:ETHernet:STReam:FILTer:DSERvices

SENSe:DATA:TELecom:ETHernet:STReam:FILTer:DSERvices?

:SENSe:DATA:TELecom:ETHernet:STReam:FILTer:SOURce:IP

Description

This command sets the source IP address, if the filter type is IP Address Source for a specific Filter Number.

At *RST condition, this value is set to 0.0.0.0.

Navigation Path: Functions > Filters > Filters & Packet Capture > Filter CONFig > Filter type IP Source Address > Value

Syntax

:SENSe:DATA:TELecom:ETHernet:STReam:FILTer:SOURce:IP <wsp><Filterno>, <Criterion>, <Address>

Parameter(s)

Filterno:

The program data syntax for the first parameter is defined as a <DECIMAL NUMERIC PROGRAM DATA> element.

Selects the filter number from 1 to 10.

Criterion:

The program data syntax for the second parameter is defined as a <DECIMAL NUMERIC PROGRAM DATA> element.

Selects the filter criterion number from 1 to 4.

Address:

The program data syntax for the third parameter is defined as a <STRING PROGRAM DATA> element.

Selects the Source IP address.

Response Syntax

<Precedence>

Example(s)

SENS:DATA:TEL:ETH:STR:FILT:TYPE 2,1, IPS

SENS:DATA:TEL:ETH:STR:FILT:SOUR:IP 2,1, 0.1.1.1

SENS:DATA:TEL:ETH:STR:FILT:SOUR:IP? 2,1

Returns: 0.1.1.1

See Also

SENSe:DATA:TELecom:ETHernet:STReam:FILTer:TYPE

SENSe:DATA:TELecom:ETHernet:STReam:FILTer:SOURce:MAC

SENSe:DATA:TELecom:ETHernet:STReam:FILTer:SOURce:MAC?

:SENSe:DATA:TELecom:ETHernet:STReam:FILTer:SOURce:IP?

Description

This query returns the Source IP address, if the filter type is IP Address Source for a specific Filter Number.

At *RST condition, this value is set to 0.0.0.0.

Navigation Path: Functions > Filters & Packet Capture > Filters > Filters & Packet Capture > Filter type IP Address > Value

Syntax

:SENSe:DATA:TELecom:ETHernet:STReam:FILTer:SOURce:IP? <wsp><Filterno>, <Criterion>

Parameter(s)

Filterno:

The program data syntax for the first parameter is defined as a <DECIMAL NUMERIC PROGRAM DATA> element.

Selects the filter number from 1 to 10.

Criterion:

The program data syntax for the second parameter is defined as a <DECIMAL NUMERIC PROGRAM DATA> element.

Selects the filter criterion number from 1 to 4.

Response Syntax

<Address>

Response(s)

Address:

The response data syntax for the first parameter is defined as a <STRING RESPONSE DATA> element.

Returns source IP address.

Example(s)

SENS:DATA:TEL:ETH:STR:FILT:TYPE 2,1, IPS

SENS:DATA:TEL:ETH:STR:FILT:SOUR:IP 2,1, 0.1.1.1

SENS:DATA:TEL:ETH:STR:FILT:SOUR:IP? 2,1

Returns: 0.1.1.1

See Also

SENSe:DATA:TELecom:ETHernet:STReam:FILTer:TYPE

SENSe:DATA:TELecom:ETHernet:STReam:FILTer:SOURce:MAC

SENSe:DATA:TELecom:ETHernet:STReam:FILTer:SOURce:MAC?

:SENSe:DATA:TELecom:ETHernet:STReam:FILTer:SOURce:IPVersion

Description

This command sets the Source IPv6 address, if Filter Type is IPv6 Source address for a specific Filter No.

At *RST condition, this value is set to 0000:0000:0000:0000:0000:0000:0000:0000.

Navigation Path: Test > > Functions > Filters > Filter CONFig > Value

Syntax

:SENSe:DATA:TELecom:ETHernet:STReam:FILTer:SOURce:IPVersion <wsp><Filterno>, <Criterion>, <Address>

Parameter(s)

Filterno:

The program data syntax for the first parameter is defined as a <DECIMAL NUMERIC PROGRAM DATA> element.

Selects the filter number from 1 to 10.

Criterion:

The program data syntax for the second parameter is defined as a <DECIMAL NUMERIC PROGRAM DATA> element.

Selects the filter criterion number from 1 to 4.

Address:

The program data syntax for the third parameter is defined as a <STRING PROGRAM DATA> element.

Sets the Source IPv6 address.

Response Syntax

<Address>

Example(s)

SENS:DATA:TEL:ETH:STR:FILT:TYPE 1, 1, IPVS

SENS:DATA:TEL:ETH:STR:FILT:SOUR:IPV 1, 1, 0000:0000:0000:0000:0000:0000:0000:0000.

SENS:DATA:TEL:ETH:STR:FILT:SOUR:IPV? 1, 1

Returns: 0000:0000:0000:0000:0000:0000:0000:0000.

See Also

SENSe:DATA:TELecom:ETHernet:STReam:FILTer:TYPE

SENSe:DATA:TELecom:ETHernet:STReam:FILTer:PRECedence:IPV?

:SENSe:DATA:TELecom:ETHernet:STReam:FILTer:SOURce:IPVersion?

Description

This query returns the Source IPv6 address, if Filter Type is IPv6 Source address for a specific Filter No.

At *RST condition, this value is set to 0000:0000:0000:0000:0000:0000:0000:0000.

Navigation Path: Functions > Filters > Filter CONFig > Value

Syntax

:SENSe:DATA:TELecom:ETHernet:STReam:FILTer:SOURce:IPVersion? <wsp><Filterno>, <Criterion>

Parameter(s)

Filterno:

The program data syntax for the first parameter is defined as a <DECIMAL NUMERIC PROGRAM DATA> element.

Selects the filter number from 1 to 10.

Criterion:

The program data syntax for the second parameter is defined as a <DECIMAL NUMERIC PROGRAM DATA> element.

Selects the filter criterion number from 1 to 4.

Response Syntax

<Address>

Response(s)

Address:

The response data syntax for the first parameter is defined as a <STRING RESPONSE DATA> element.

Returns the Source IPv6 address.

Example(s)

SENS:DATA:TEL:ETH:STR:FILT:TYPE 1, 1, IPVS

SENS:DATA:TEL:ETH:STR:FILT:SOUR:IPV 1, 1, 0000:0000:0000:0000:0000:0000:0000:0000.

SENS:DATA:TEL:ETH:STR:FILT:SOUR:IPV? 1, 1

Returns: 0000:0000:0000:0000:0000:0000:0000:0000.

See Also

SENSe:DATA:TELecom:ETHernet:STReam:FILTer:TYPE

SENSe:DATA:TELecom:ETHernet:STReam:FILTer:PRECedence:IPV

:SENSe:DATA:TELecom:ETHernet:STReam:FILTer:SOURce:MAC

Description

This command sets the Source MAC address, if the filter type is MAC Address Source for specific Filter Number.

At *RST condition, this value is set to 00:00:00:00:00:00.

Navigation Path: Functions > Filters & Packet Capture > Filters > Filter CONFig > Filter type MAC Source Address > Value

Syntax

:SENSe:DATA:TELecom:ETHernet:STReam:FILTer:SOURce:MAC <wsp><Filterno>, <Criterion>, <Address>

Parameter(s)

Filterno:

The program data syntax for the first parameter is defined as a <DECIMAL NUMERIC PROGRAM DATA> element.

Selects the filter number from 1 to 10.

Criterion:

The program data syntax for the second parameter is defined as a <DECIMAL NUMERIC PROGRAM DATA> element.

Selects the filter criterion number from 1 to 4.

Address:

The program data syntax for the third parameter is defined as a <STRING PROGRAM DATA> element.

Selects the Source MAC address.

Response Syntax

<Address>

Example(s)

SENS:DATA:TEL:ETH:STR:FILT:TYPE 2,1, SMAC

SENS:DATA:TEL:ETH:STR:FILT:SOUR:MAC 2,1, 00:00:00:FF:FF:FF

SENS:DATA:TEL:ETH:STR:FILT:SOUR:MAC? 2,1

Returns: 00:00:00:FF:FF:FF

See Also

SENSe:DATA:TELecom:ETHernet:STReam:FILTer:TYPE

SENSe:DATA:TELecom:ETHernet:STReam:FILTer:SOURce:IP

SENSe:DATA:TELecom:ETHernet:STReam:FILTer:SOURce:IP?

:SENSe:DATA:TELecom:ETHernet:STReam:FILTer:SOURce:MAC?

Description

This query returns the Source MAC address, if the filter type is MAC address Source for a specific Filter Number.

At *RST condition, this value is set to 00:00:00:00:00:00.

Navigation Path: Functions > Filters & Packet Capture > Filters > Filter CONFig > Filter type MAC Source Address > Value

Syntax

:SENSe:DATA:TELecom:ETHernet:STReam:FILTer:SOURce:MAC? <wsp><Filterno>, <Criterion>

Parameter(s)

Filterno:

The program data syntax for the first parameter is defined as a <DECIMAL NUMERIC PROGRAM DATA> element.

Selects the filter number from 1 to 10.

Criterion:

The program data syntax for the second parameter is defined as a <DECIMAL NUMERIC PROGRAM DATA> element.

Selects the filter criterion number from 1 to 4.

Response Syntax

<Address>

Response(s)

Address:

The response data syntax for the first parameter is defined as a <STRING RESPONSE DATA> element.

Returns source MAC address.

Example(s)

SENS:DATA:TEL:ETH:STR:FILT:TYPE 3,1, SMAC

SENS:DATA:TEL:ETH:STR:FILT:SOUR:MAC 3,1, 00:00:00:FF:FF:FF

SENS:DATA:TEL:ETH:STR:FILT:SOUR:MAC? 3,1

Returns: 00:00:00:FF:FF:FF

See Also

SENSe:DATA:TELecom:ETHernet:STReam:FILTer:TYPE

SENSe:DATA:TELecom:ETHernet:STReam:FILTer:SOURce:IP

SENSe:DATA:TELecom:ETHernet:STReam:FILTer:SOURce:IP?

:SENSe:DATA:TELecom:ETHernet:STReam:FILTer:SOURce:TCP

Description

This command sets the Transport Control Protocol (TCP) Source Port, if filter type is TCP source port for a specific Filter No.

At *RST condition, this value is set to 0.

Navigation Path: Functions- > Filters - > Filters CONFig - > Value

Syntax

:SENSe:DATA:TELecom:ETHernet:STReam:FILTer:SOURce:TCP<wsp><Filterno>,<Criterion>,<Port>

Parameter(s)

Filterno:

The program data syntax for the first parameter is defined as a <DECIMAL NUMERIC PROGRAM DATA> element.

Selects the filter number from 1 to 10.

Criterion:

The program data syntax for the second parameter is defined as a <DECIMAL NUMERIC PROGRAM DATA> element.

Selects the filter criterion number from 1 to 4.

Port:

The program data syntax for the third parameter is defined as a <DECIMAL NUMERIC PROGRAM DATA> element.

Selects the Source TCP Port address.

MAXimum: Biggest supported value

MINimum: Smallest supported value

DEFault: Default value

Response Syntax

<Address>

Example(s)

SENS:DATA:TEL:ETH:STR:FILT:TYPE 2,1, TSOURCE

SENS:DATA:TEL:ETH:STR:FILT:SOUR:TCP 2,1, 65

SENS:DATA:TEL:ETH:STR:FILT:SOUR:TCP? 2,1

Returns: 65

See Also

SENSe:DATA:TELecom:ETHernet:STReam:FILTer:VLAN:ID

:SENSe:DATA:TELecom:ETHernet:STReam:FILTer:SOURce:TCP?

Description

This query returns the Transport Control Protocol (TCP) Source Port, if filter type is TCP Source Port for a specific Filter No.

At *RST condition, this value is set to 0.

Navigation Path: Functions- > Filters - > Filters CONFig - > Value

Syntax

:SENSe:DATA:TELecom:ETHernet:STReam:FILTer:SOURce:TCP? <wsp><Filterno>, <Criterion>,[<Port.>]

Parameter(s)

Filterno:

The program data syntax for the first parameter is defined as a <DECIMAL NUMERIC PROGRAM DATA> element.

Selects the filter number from 1 to 10.

Criterion:

The program data syntax for the second parameter is defined as a <DECIMAL NUMERIC PROGRAM DATA> element.

Selects the filter criterion number from 1 to 4.

Port.:

The program data syntax for the third parameter is defined as a <CHARACTER PROGRAM DATA> element.

This parameter is optional. If no token is specified, the current TCP Source Port is returned.

MAXimum: Biggest supported value

MINimum: Smallest supported value

DEFault: Default value

Response Syntax

<port>

:SENSe:DATA:TELecom:ETHernet:STReam:FILTer:SOURce:TCP?

Response(s)

port:

The response data syntax for the first parameter is defined as a <NR1 NUMERIC RESPONSE DATA> element.

Returns source TCP port address.

Example(s)

SENS:DATA:TEL:ETH:STR:FILT:TYPE 2,1, TSOURCE

SENS:DATA:TEL:ETH:STR:FILT:SOUR:TCP 2,1, 65

SENS:DATA:TEL:ETH:STR:FILT:SOUR:TCP? 2,1

Returns: 66

See Also

SENSe:DATA:TELecom:ETHernet:STReam:FILTer:VLAN:ID?

:SENSe:DATA:TELecom:ETHernet:STReam:FILTer:SOURce:UDP

Description

This command sets the User Data Protocol (UDP) Source Port, if the filter type is UDP Source Port for a specific Filter Number.

At *RST condition, this value is set to 0.

Navigation Path: Functions > Filters & Packet Capture > Filters CONFig > Filter type UDP Source Port > Value

Syntax

:SENSe:DATA:TELecom:ETHernet:STReam:FILTer:SOURce:UDP <wsp><Filterno>, <Criterion>, <Port>

Parameter(s)

Filterno:

The program data syntax for the first parameter is defined as a <DECIMAL NUMERIC PROGRAM DATA> element.

Selects the filter number from 1 to 10.

Criterion:

The program data syntax for the second parameter is defined as a <DECIMAL NUMERIC PROGRAM DATA> element.

Selects the filter criterion number from 1 to 4.

Port:

The program data syntax for the third parameter is defined as a <DECIMAL NUMERIC PROGRAM DATA> element.

Selects the Source UDP Port address.

MAXimum: Biggest supported value

MINimum: Smallest supported value

DEFault: Default value

Response Syntax

<port>

Example(s)

SENS:DATA:TEL:ETH:STR:FILT:TYPE 2,1, USO

SENS:DATA:TEL:ETH:STR:FILT:SOUR:UDP 2,1, 65

SENS:DATA:TEL:ETH:STR:FILT:SOUR:UDP? 2,1

Returns: 65

See Also

SENSe:DATA:TELecom:ETHernet:STReam:FILTer:MASK:DESTination:IP

:SENSe:DATA:TELecom:ETHernet:STReam:FILTer:SOURce:UDP?

Description

This query returns the User Data Protocol (UDP) source port, if the Filter type is UDP source port for a specific Filter Number.

At *RST condition, this value is set to 0.

Navigation Path: Functions > Filters & Packet Capture > Filters > Filter CONFig > Filter type UDP Source Port > Value

Syntax

:SENSe:DATA:TELecom:ETHernet:STReam:FILTer:SOURce:UDP? <wsp><Filterno>, <Criterion>,[<Port>]

Parameter(s)

Filterno:

The program data syntax for the first parameter is defined as a <DECIMAL NUMERIC PROGRAM DATA> element.

Selects the filter number from 1 to 10.

Criterion:

The program data syntax for the second parameter is defined as a <DECIMAL NUMERIC PROGRAM DATA> element.

Selects the filter criterion number from 1 to 4.

Port:

The program data syntax for the third parameter is defined as a <CHARACTER PROGRAM DATA> element.

Selects the Source UDP Port address.

This parameter is optional. If no token is specified, the current UDP Source Port for a specific Filter Number is returned.

MAXimum: Biggest supported value

MINimum: Smallest supported value

DEFault: Default value

Response Syntax

<port>

:SENSe:DATA:TELecom:ETHernet:STReam:FILTer:SOURce:UDP?

Response(s)

port:

The response data syntax for the first parameter is defined as a <NR1 NUMERIC RESPONSE DATA> element.

Returns source UDP port address.

Example(s)

SENS:DATA:TEL:ETH:STR:FILT:TYPE 2,1, USO

SENS:DATA:TEL:ETH:STR:FILT:SOUR:UDP 2,1, 65

SENS:DATA:TEL:ETH:STR:FILT:SOUR:UDP? 2,1

Returns: 65

See Also

SENSe:DATA:TELecom:ETHernet:STReam:FILTer:MASK:DESTination:IP?

:SENSe:DATA:TELecom:ETHernet:STReam:FILTer:TOS

Description

This command sets the Type of Service (TOS) value, if the filter type is TOS for a specific Filter Number.

At *RST condition, this value is set to 0000 0000.

Navigation Path: Functions > Filters & Packet Capture > Filter CONFig > Filter type TOS > Value

Syntax

:SENSe:DATA:TELecom:ETHernet:STReam:FILTer:TOS <wsp><Filterno>, <Criterion>, <Tos>

Parameter(s)

Filterno:

The program data syntax for the first parameter is defined as a <DECIMAL NUMERIC PROGRAM DATA> element.

Selects the filter number from 1 to 10.

Criterion:

The program data syntax for the second parameter is defined as a <DECIMAL NUMERIC PROGRAM DATA> element.

Selects the filter criterion number from 1 to 4.

Tos:

The program data syntax for the third parameter is defined as a <DECIMAL NUMERIC PROGRAM DATA> element.

Sets the TOS value.

MAXimum: Biggest supported value

MINimum: Smallest supported value

DEFault: Default value

Response Syntax

<port>

Example(s)

SENS:DATA:TEL:ETH:STR:FILT:TYPE 2,1, TOS

SENS:DATA:TEL:ETH:STR:FILT:TOS 2,1, 30

SENS:DATA:TEL:ETH:STR:FILT:TOS? 2,1

Returns: 30

See Also

SENSe:DATA:TELecom:ETHernet:STReam:FILTer:TYPE

SENSe:DATA:TELecom:ETHernet:STReam:FILTer:VLAN:ID

SENSe:DATA:TELecom:ETHernet:STReam:FILTer:VLAN:ID?

:SENSe:DATA:TELecom:ETHernet:STReam:FILTer:TOS:IPVersion

Description

This command sets the Traffic Class (TOS/DS) value of IPv6.

At *RST condition, this value is set to #B00.

Navigation Path: Functions > Filters > Filter CONFig > Value

Syntax

:SENSe:DATA:TELecom:ETHernet:STReam:FILTer:TOS:IPVersion <wsp><Filterno>, <Criterion>, <Tclass>

Parameter(s)

Filterno:

The program data syntax for the first parameter is defined as a <DECIMAL NUMERIC PROGRAM DATA> element.

Selects the filter number from 1 to 10.

Criterion:

The program data syntax for the second parameter is defined as a <DECIMAL NUMERIC PROGRAM DATA> element.

Selects the filter criterion number from 1 to 4.

Tclass:

The program data syntax for the third parameter is defined as a <DECIMAL NUMERIC PROGRAM DATA> element.

Sets the Traffic Class (TOS/DS) value.

Response Syntax

<port>

Example(s)

SENS:DATA:TEL:ETH:STR:FILT:TYPE 2,1, IPVT

SENS:DATA:TEL:ETH:STR:FILT:TOS:IPV 2,1, #B001

SENS:DATA:TEL:ETH:STR:FILT:TOS:IPV? 2,1

Returns: 1

See Also

SENSe:DATA:TELecom:ETHernet:STReam:FILTer:TYPE

SENSe:DATA:TELecom:ETHernet:STReam:FILTer:TCLass:IPV?

:SENSe:DATA:TELecom:ETHernet:STReam:FILTer:TOS:IPVersion?

Description

This query returns the Traffic Class (TOS/DS) value of IPv6.

At *RST condition, this value is set to #B00.

Navigation Path: Functions > Filters > Filter CONFig > Value

Syntax

:SENSe:DATA:TELecom:ETHernet:STReam:FILTer:TOS:IPVersion? <wsp><Filterno>, <Criterion>

Parameter(s)

Filterno:

The program data syntax for the first parameter is defined as a <DECIMAL NUMERIC PROGRAM DATA> element.

Selects the filter number from 1 to 10.

Criterion:

The program data syntax for the second parameter is defined as a <DECIMAL NUMERIC PROGRAM DATA> element.

Selects the filter criterion number from 1 to 4.

Response Syntax

<Precedence>

Response(s)

Precedence:

The response data syntax for the first parameter is defined as a <NR1 NUMERIC RESPONSE DATA> element.

Returns the value of precedence.

Example(s)

SENS:DATA:TEL:ETH:STR:FILT:TYPE 2,1, IPVT

SENS:DATA:TEL:ETH:STR:FILT:TOS:IPV 2,1, #B001

SENS:DATA:TEL:ETH:STR:FILT:TOS:IPV? 2,1

Returns: 1

See Also

SENSe:DATA:TELecom:ETHernet:STReam:FILTer:TYPE

SENSe:DATA:TELecom:ETHernet:STReam:FILTer:TCLass:IPV

:SENSe:DATA:TELecom:ETHernet:STReam:FILTer:TOS?

Description

This query returns the Type of Service (TOS) value, if the filter type is TOS for a specific Filter Number.

At *RST condition, this value is set to 0*00.

Navigation Path: Functions > Filters & Packet Capture > Filter type TOS > Value

Syntax

:SENSe:DATA:TELecom:ETHernet:STReam:FILTer:TOS? <wsp><Filterno>, <Criterion>,[<Tos>]

Parameter(s)

Filterno:

The program data syntax for the first parameter is defined as a <DECIMAL NUMERIC PROGRAM DATA> element.

Selects the filter number from 1 to 10.

Criterion:

The program data syntax for the second parameter is defined as a <DECIMAL NUMERIC PROGRAM DATA> element.

Selects the filter criterion number from 1 to 4.

Tos:

The program data syntax for the third parameter is defined as a <CHARACTER PROGRAM DATA> element.

Gets the TOS value.

This parameter is optional. If no token is specified, the current TOS value is returned.

MAXimum: Biggest supported value

MINimum: Smallest supported value

DEFault: Default value

Response Syntax

<Tos>

:SENSe:DATA:TELecom:ETHernet:STReam:FILTer:TOS?

Response(s)

Tos:

The response data syntax for the first parameter is defined as a <NR1 NUMERIC RESPONSE DATA> element.

Returns the value of the Type of Service (TOS) value.

Example(s)

SENS:DATA:TEL:ETH:STR:FILT:TYPE 2,1, TOS

SENS:DATA:TEL:ETH:STR:FILT:TOS 2,1, 30

SENS:DATA:TEL:ETH:STR:FILT:TOS? 2,1

Returns: 30

See Also

SENSe:DATA:TELecom:ETHernet:STReam:FILTer:TYPE

SENSe:DATA:TELecom:ETHernet:STReam:FILTer:VLAN:ID

SENSe:DATA:TELecom:ETHernet:STReam:FILTer:VLAN:ID?

:SENSe:DATA:TELecom:ETHernet:STReam:FILTer:TYPE

Description

This command selects the type of filter.

At *RST condition, this value is set to None.

Navigation Path: Functions > Filters & Packet Capture > Filter CONFig > Filter

Syntax

:SENSe:DATA:TELecom:ETHernet:STReam:FILTer:TYPE <wsp><Filterno>, <Criterion>, <Type>

Parameter(s)

Filterno:

The program data syntax for the first parameter is defined as a <DECIMAL NUMERIC PROGRAM DATA> element.

Selects the filter number from 1 to 10.

Criterion:

The program data syntax for the second parameter is defined as a <DECIMAL NUMERIC PROGRAM DATA> element.

Selects the filter criterion number from 1 to 4.

Type:

The program data syntax for the third parameter is defined as a <CHARACTER PROGRAM DATA> element.

Selects the type of filter.

NONE: No filter; DMAC: Destination MAC address; SMAC: the Source MAC address; VLANid: C-VLAN ID; VPRiority: C-VLAN Priority; VLAN2id: S-VLAN ID; V2PRiority: S-VLAN Priority; VLAN3id: E-VLAN ID; V3PRiority: E-VLAN Priority; IPDestination: the Destination IP address; IPSource: the IP Source address; TOS: Type of Service (TOS); PRECedence: Precedence; DSERvices: Differentiated Services; UDEStination: UDP Destination port; USOurce: UDP Source port; ETHertype: Ether Type; IPPRotocol: IP Protocol; IPVDESTINATION: IPv6 Destination IP address; IPVSOURCE: IPv6 Source address; IPVFLABEL: IPv6 Flow Label; IPVNHEADER: IPv6 Next Header; IPVDIFFSERV: IPv6 Differentiated Services; IPVPRECEDENCE: IPv6 Precedence; IPVTOS: IPv6 Type of Service (TOS); TDEStination: TCP Destination; TSOurce: TCP Source; FFORMAT: Frame Format; MLABEL1: MPLS Label 1; MLABEL2: MPLS Label 2; MCOS1: MPLS COS 1; MCOS2: MPLS COS 2

Response Syntax

<Tos>

Example(s)

SENS:DATA:TEL:ETH:STR:FILT:TYPE 1, 1, DMAC

SENS:DATA:TEL:ETH:STR:FILT:TYPE? 1, 1

Returns: DMAC

See Also

SENSe:DATA:TELecom:ETHernet:STReam:FILTer:TYPE

:SENSe:DATA:TELecom:ETHernet:STReam:FILTer:TYPE?

Description

This query returns the type of filter.

At *RST condition, this value is set to None.

Navigation Path: Functions > Filters & Packet Capture > Filter CONFig > Filter

Syntax

:SENSe:DATA:TELecom:ETHernet:STReam:FILTer:TYPE? <wsp><Filterno>, <Criterion>

Parameter(s)

Filterno:

The program data syntax for the first parameter is defined as a <DECIMAL NUMERIC PROGRAM DATA> element.

Selects the filter number from 1 to 10.

Criterion:

The program data syntax for the second parameter is defined as a <DECIMAL NUMERIC PROGRAM DATA> element.

Selects the filter criterion number from 1 to 4.

Response Syntax

<Type>

Response(s)

Type:

The response data syntax for the first parameter is defined as a <CHARACTER RESPONSE DATA> element.

Returns the type of filter.

NONE: No filter; DMAC: Destination MAC address; SMAC: the Source MAC address; VLANid: C-VLAN ID; VPRiority: C-VLAN Priority; VLAN2id: S-VLAN ID; V2PRiority: S-VLAN Priority; VLAN3id: E-VLAN ID; V3PRiority: E-VLAN Priority; IPDestination: the Destination IP address; IPSource: the IP Source address; TOS: Type of Service (TOS); PRECedence: Precedence; DSERvices: Differentiated Services; UDEStination: UDP Destination port; USOurce: UDP Source port; ETHertype: Ether Type; IPPRotocol: IP Protocol; IPVDESTINATION: IPv6 Destination IP address; IPVSOURCE: IPv6 Source address; IPVFLABEL: IPv6 Flow Label; IPVNHEADER: IPv6 Next Header; IPVDIFFSERV: IPv6 Differentiated Services; IPVPRECEDENCE: IPv6 Precedence; IPVTOS, indicates IPv6 Type of Service (TOS); TDESTINATION: TCP Destination; TSOURCE: TCP Source; FFORMAT: Frame Format; MLABEL1: MPLS Label 1; MLABEL2: MPLS Label 2; MCOS1: MPLS COS 1; MCOS2: MPLS COS 2

Example(s)

SENS:DATA:TEL:ETH:STR:FILT:TYPE 1, 1, DMAC

SENS:DATA:TEL:ETH:STR:FILT:TYPE? 1, 1

Returns: DMAC

See Also

SENSe:DATA:TELecom:ETHernet:STReam:FILTer:TYPE

:SENSe:DATA:TELecom:ETHernet:STReam:FILTer:VLAN:ID

Description

This command sets the value of the VLAN identifier, if the filter type is VLAN ID for a specific Filter Number.

At *RST condition, this value is set to 0.

Navigation Path: Functions > Filters & Packet Capture > Filters > Filter CONFig > Filter type Vlan ID > Value

Syntax

:SENSe:DATA:TELecom:ETHernet:STReam:FILTer:VLAN:ID <wsp><Filterno>, <Criterion>, <Vlan>, <ID>

Parameter(s)

Filterno:

The program data syntax for the first parameter is defined as a <DECIMAL NUMERIC PROGRAM DATA> element.

Selects the filter number from 1 to 10.

Criterion:

The program data syntax for the second parameter is defined as a <DECIMAL NUMERIC PROGRAM DATA> element.

Selects the filter criterion number from 1 to 4.

Vlan:

The program data syntax for the third parameter is defined as a <DECIMAL NUMERIC PROGRAM DATA> element.

Sets the VLAN.

Vlan stack is always 1 | 2 | 3

ID:

The program data syntax for the fourth parameter is defined as a <DECIMAL NUMERIC PROGRAM DATA> element.

Sets the value of VLAN Identifier.

MAXimum: Biggest supported value

MINimum: Smallest supported value

DEFault: Default value

:SENSe:DATA:TELecom:ETHernet:STReam:FILTer:VLAN:ID

Response Syntax	<Type>
Example(s)	SENS:DATA:TEL:ETH:STR:FILT:TYPE 2,1,VLANID SENS:DATA:TEL:ETH:STR:FILT:VLAN:ID 2,1, 1,4095 SENS:DATA:TEL:ETH:STR:FILT:VLAN:ID? 2,1, 1 Returns: 4095
See Also	SENSe:DATA:TELecom:ETHernet:STReam:FILTer:TYPE SENSe:DATA:TELecom:ETHernet:STReam:FILTer:VLAN:PRIority SENSe:DATA:TELecom:ETHernet:STReam:FILTer:VLAN:PRIority?

:SENSe:DATA:TELecom:ETHernet:STReam:FILTer:VLAN:ID?

Description

This query returns the value of VLAN ID, if the filter type is VLAN ID for a specific Filter Number.

At *RST condition, this value is set to 0.

Navigation Path: Functions > Filters & Packet Capture > Filters > Filter CONFig > Filter type Vlan ID > Value

Syntax

:SENSe:DATA:TELecom:ETHernet:STReam:FILTer:VLAN:ID? <wsp><Filterno>, <Criterion>, <Vlan>,[<ID>]

Parameter(s)

Filterno:

The program data syntax for the first parameter is defined as a <DECIMAL NUMERIC PROGRAM DATA> element.

Selects the filter number from 1 to 10.

Criterion:

The program data syntax for the second parameter is defined as a <DECIMAL NUMERIC PROGRAM DATA> element.

Selects the filter criterion number from 1 to 4.

Vlan:

The program data syntax for the third parameter is defined as a <DECIMAL NUMERIC PROGRAM DATA> element.

Sets the VLAN.

Vlan stack is always 1 | 2 | 3

ID:

The program data syntax for the fourth parameter is defined as a <CHARACTER PROGRAM DATA> element.

This parameter is optional. If no token is specified, the current VLAN value is returned.

MAXimum is used to retrieve the instrument's greatest supported VLAN value.

MINimum is used to retrieve the instrument's smallest supported VLAN value.

DEFault: Default value

Response Syntax

<Id>

:SENSe:DATA:TELecom:ETHernet:STReam:FILTer:VLAN:ID?

Response(s)

Id:

The response data syntax for the first parameter is defined as a <NR1 NUMERIC RESPONSE DATA> element.

Returns the value of the VLAN identifier.

Example(s)

SENS:DATA:TEL:ETH:STR:FILT:TYPE 2,1, VLANID

SENS:DATA:TEL:ETH:STR:FILT:VLAN:ID 2,1, 1,4095

SENS:DATA:TEL:ETH:STR:FILT:VLAN:ID? 2,1, 1

Returns: 4095

See Also

SENSe:DATA:TELecom:ETHernet:STReam:FILTer:TYPE

SENSe:DATA:TELecom:ETHernet:STReam:FILTer:VLAN:PRIority

SENSe:DATA:TELecom:ETHernet:STReam:FILTer:VLAN:PRIority?

:SENSe:DATA:TELecom:ETHernet:STReam:FILTer:VLAN:PRIority

Description

This command sets the value of the VLAN priority, if the filter type is VLAN priority for a specific Filter Number.

At *RST condition, this value is set to 0.

Navigation Path: Functions > Filters & Packet Capture > Filters > Filter CONFig > Filter type Vlan Priority > Value

Syntax

:SENSe:DATA:TELecom:ETHernet:STReam:FILTer:VLAN:PRIority <wsp><Filterno>, <Criterion>, <Vlan>, <Priority>

Parameter(s)

Filterno:

The program data syntax for the first parameter is defined as a <DECIMAL NUMERIC PROGRAM DATA> element.

Selects the filter number from 1 to 10.

Criterion:

The program data syntax for the second parameter is defined as a <DECIMAL NUMERIC PROGRAM DATA> element.

Selects the filter criterion number from 1 to 4.

Vlan:

The program data syntax for the third parameter is defined as a <DECIMAL NUMERIC PROGRAM DATA> element.

Sets the VLAN.

Vlan stack is always 1 | 2 | 4

Priority:

The program data syntax for the fourth parameter is defined as a <DECIMAL NUMERIC PROGRAM DATA> element.

Sets the value of VLAN Priority.

MAXimum: Biggest supported value

MINimum: Smallest supported value

DEFault: Default value

:SENSe:DATA:TELecom:ETHernet:STReam:FILTer:VLAN:PRIority

Response Syntax	<Id>
Example(s)	SENS:DATA:TEL:ETH:STR:FILT:TYPE 2,1,VPRiority SENS:DATA:TEL:ETH:STR:FILT:VLAN:PRI 2,1,1,7 SENS:DATA:TEL:ETH:STR:FILT:VLAN:PRI? 2,1,1 Returns: 7
See Also	SENSe:DATA:TELecom:ETHernet:STReam:FILTer:TYPE SENSe:DATA:TELecom:ETHernet:STReam:FILTer:VLAN:ID SENSe:DATA:TELecom:ETHernet:STReam:FILTer:VLAN:ID?

:SENSe:DATA:TELecom:ETHernet:STReam:FILTer:VLAN:PRIority?

Description

This query returns the value of Virtual Local Area Network (VLAN) priority, if the filter type is VLAN priority for a specific Filter Number.

At *RST condition, this value is set to 0.

Navigation Path: Functions > Filters & Packet Capture > Filters > Filter CONFig > Filter type Vlan Priority > Value

Syntax

:SENSe:DATA:TELecom:ETHernet:STReam:FILTer:VLAN:PRIority? <wsp><Filterno>, <Criterion>, <Vlan>,[<Priority>]

Parameter(s)

Filterno:

The program data syntax for the first parameter is defined as a <DECIMAL NUMERIC PROGRAM DATA> element.

Selects the filter number from 1 to 10.

Criterion:

The program data syntax for the second parameter is defined as a <DECIMAL NUMERIC PROGRAM DATA> element.

Selects the filter criterion number from 1 to 4.

Vlan:

The program data syntax for the third parameter is defined as a <DECIMAL NUMERIC PROGRAM DATA> element.

Sets the VLAN.

Vlan stack is always 1 | 2 | 5

Priority:

The program data syntax for the fourth parameter is defined as a <CHARACTER PROGRAM DATA> element.

Sets the value of VLAN Priority.

This parameter is optional. If no token is specified, the current VLAN Priority value is returned.

MAXimum is used to retrieve the instrument's greatest supported VLAN Priority value.

MINimum is used to retrieve the instrument's smallest supported VLAN Priority value.

DEFault: Default value

Response Syntax

<Priority>

:SENSe:DATA:TELecom:ETHernet:STReam:FILTer:VLAN:PRIority?

Response(s)

Priority:

The response data syntax for the first parameter is defined as a <NR1 NUMERIC RESPONSE DATA> element.

Returns the value of VLAN priority.

Example(s)

SENS:DATA:TEL:ETH:STR:FILT:TYPE 2,1,VPRiority

SENS:DATA:TEL:ETH:STR:FILT:VLAN:PRI 2,1,1,7

SENS:DATA:TEL:ETH:STR:FILT:VLAN:PRI? 2,1,1

Returns: 7

See Also

SENSe:DATA:TELecom:ETHernet:STReam:FILTer:TYPE

SENSe:DATA:TELecom:ETHernet:STReam:FILTer:VLAN:ID

SENSe:DATA:TELecom:ETHernet:STReam:FILTer:VLAN:ID?

:SENSe:DATA:TELecom:ETHernet:STReam:FILTer?

Description

The query returns the status of corresponding filter for a specific Filter Number.

At *RST condition, this value is set to OFF.

Navigation Path: Functions > Filters & Packet Capture > Filters > Enable

Syntax

:SENSe:DATA:TELecom:ETHernet:STReam:FILTer? <wsp><Filterno>

Parameter(s)

Filterno:

The program data syntax for the first parameter is defined as a <DECIMAL NUMERIC PROGRAM DATA> element.

Selects the filter number from 1 to 10.

Response Syntax

<Set>

Response(s)

Set:

The response data syntax for the first parameter is defined as a <BOOLEAN RESPONSE DATA> element.

Returns the status of corresponding filter for a specific filter number.

Example(s)

SENS:DATA:TEL:ETH:STR:FILT 1, ON

SENS:DATA:TEL:ETH:STR:FILT? 1

Returns: 1

See Also

SENSe:DATA:TELecom:CAPTure:TSOurce:FNUMber?

Packet Capture

:FETCh:DATA:TELecom:ETHernet:BUFFer:UTILization?

Description	This query returns Buffer Utilization value in percentage. At *RST condition, this value is set to device-dependent. Navigation Path: Functions > Filters & Packet Capture > Packet Capture > Status And Controls > Buffer Usage
Syntax	:FETCh:DATA:TELecom:ETHernet:BUFFer:UTILization?
Response Syntax	<Buffer>
Response(s)	**Buffer**: The response data syntax for the first parameter is defined as a <NR1 NUMERIC RESPONSE DATA> element. Returns the Buffer Utilization value.
Example(s)	FETC:DATA:TEL:ETH:BUFF:UTIL?
See Also	FETCh:DATA:TELecom:ETHernet:STATus?

:FETCh:DATA:TELecom:ETHernet:CFG:STATus?

Description	This query returns the configuration status. At *RST condition, this value is set to device-dependent. Navigation Path: Functions > Filters & Packet Capture > Packet Capture > Trigger > CFG Status
Syntax	:FETCh:DATA:TELecom:ETHernet:CFG:STATus?
Response Syntax	<CFG Status>
Response(s)	**CFG Status**: The response data syntax for the first parameter is defined as a <STRING RESPONSE DATA> element. Returns the configuration status.
Example(s)	FETC:DATA:TEL:ETH:CFG:STAT?
See Also	FETCh:DATA:TELecom:ETHernet:BUFFer:UTILization?

:FETCh:DATA:TELecom:ETHernet:FRAMe:COUNt?

Description	This query indicates the number of frames captured that match the selected filter criteria. At *RST condition, this value is set to device-dependent. Navigation Path: Functions > Filters & Packet Capture > Packet Capture > Status And Controls > Frame Count
Syntax	:FETCh:DATA:TELecom:ETHernet:FRAMe:COUNt?
Response Syntax	<FrameCount>
Response(s)	**FrameCount**: The response data syntax for the first parameter is defined as a <NR1 NUMERIC RESPONSE DATA> element. Returns the frame count.
Example(s)	FETC:DATA:TEL:ETH:FRAM:COUN?
See Also	FETCh:DATA:TELecom:ETHernet:CFG:STATus?

:FETCh:DATA:TELecom:ETHernet:STATus?

Description

This query returns the capture status.

At *RST condition, this value is set to device-dependent.

Navigation Path: Functions > Filters & Packet Capture > Packet Capture > Status And Controls > Capture Status

Syntax

:FETCh:DATA:TELecom:ETHernet:STATus?

Response Syntax

<Status>

Response(s)

Status:

The response data syntax for the first parameter is defined as a <CHARACTER RESPONSE DATA> element.

Returns the capture status.

PENDING, returns the capture status as PENDING.

ARMED, returns the capture status as ARMED.

CAPTURING, returns the capture status as CAPTURING.

COMPLETED, returns the capture status as COMPLETED.

Example(s)

FETC:DATA:TEL:ETH:STAT?

See Also

SOURce:DATA:TELecom:ETHernet:GLOBal:CONTrol?

:FETCh:DATA:TELecom:ETHernet:TRIGger:ERRor?

Description

This query returns the Trigger error.

At *RST condition, this value is set to device-dependent.

Navigation Path: Functions > Filters & Packet Capture > Packet Capture > Status And Controls > Trigger Error

Syntax

:FETCh:DATA:TELecom:ETHernet:TRIGger:ERRor?

Response Syntax

<TriggerError>

Response(s)

TriggerError:

The response data syntax for the first parameter is defined as a <CHARACTER RESPONSE DATA> element.

Returns the Trigger error.

ANYTYPE: ANYTYPE error is selected as trigger source type.

IPchecksum: IP Checksum error is selected as trigger source type.

FCS: FCS error is selected as trigger source type.

JABber: Jabber error is selected as trigger source type.

RUNt: Runt error is selected as trigger source type.

UNDERSIZED: Undersized error is selected as trigger source type.

TCPCHECKSUM: TCP checksum error is selected as trigger source type.

UDPCHECKSUM: UDP checksum error is selected as trigger source type.

OVERSIZED: Oversized error is selected as trigger source type.

Example(s)

FETC:DATA:TEL:ETH:TRIG:ERR?

See Also

FETCh:DATA:TELecom:ETHernet:FRAMe:COUNt?

:SOURce:DATA:TELecom:CAPTure:BYTE

Description

This command sets the number of bytes to capture for capture CONFig.

At *RST condition, this value is set to 14.

Navigation Path: Functions > Filters & Packet Capture > Packet Capture > Frame Length > Truncated > Bytes

Syntax

:SOURce:DATA:TELecom:CAPTure:BYTE <wsp><Size>

Parameter(s)

Size:

The program data syntax for the first parameter is defined as a <DECIMAL NUMERIC PROGRAM DATA> element.

Sets the value for number of bytes to capture.

MAXimum: Biggest supported value

MINimum: Smallest supported value

DEFault: Default value

Response Syntax

<TriggerError>

Example(s)

SOUR:DATA:TEL:CAPT:BYTE 16

SOUR:DATA:TEL:CAPT:BYTE?

SOUR:DATA:TEL:CAPT:BYTE MIN

SOUR:DATA:TEL:CAPT:BYTE MAX

See Also

SOURce:DATA:TELecom:CAPTure:FRAMe:SIZE

SOURce:DATA:TELecom:CAPTure:FRAMe:SIZE?

:SOURce:DATA:TELecom:CAPTure:BYTE?

Description

This query returns the number of bytes to capture for capture CONFig.

At *RST condition, this value is set to 14.

Navigation Path: Functions > Filters & Packet Capture > Packet Capture > Frame Length > Truncated > Bytes

Syntax

:SOURce:DATA:TELecom:CAPTure:BYTE?[<wsp><Size>]

Parameter(s)

Size:

The program data syntax for the first parameter is defined as a <CHARACTER PROGRAM DATA> element.

Set the number of bytes to capture.

This parameter is optional. If no token is specified, the current number of bytes to capture is returned.

MAXimum: Biggest supported value

MINimum: Smallest supported value

DEFault: Default value

Response Syntax

<Byte>

Response(s)

Byte:

The response data syntax for the first parameter is defined as a <NR1 NUMERIC RESPONSE DATA> element.

Returns the value for number of bytes to capture.

The valid values are 14 to 1536.

Example(s)

SOUR:DATA:TEL:CAPT:BYTE?

SOUR:DATA:TEL:CAPT:BYTE 16

SOUR:DATA:TEL:CAPT:BYTE? MIN

SOUR:DATA:TEL:CAPT:BYTE? MAX

See Also

SOURce:DATA:TELecom:CAPTure:FRAMe:SIZE?

:SOURce:DATA:TELecom:CAPTure:FILTer:TYPE

Description

This command sets the capture source for capture CONFig.

At *RST condition, this value is set to Interface.

Navigation Path: Functions > Filters & Packet Capture > Packet Capture > Capture Source

Syntax

:SOURce:DATA:TELecom:CAPTure:FILTer:TYPE <wsp><Type>

Parameter(s)

Type:

The program data syntax for the first parameter is defined as a <DECIMAL NUMERIC PROGRAM DATA> element.

Sets the capture source type. Allows you to select the filter number 0 to 10. 0 is for Interface selection.

Response Syntax

<Byte>

Example(s)

SOUR:DATA:TEL:CAPT:FILT:TYPE 1

SOUR:DATA:TEL:CAPT:FILT:TYPE?

Returns: 1

See Also

SOURce:DATA:TELecom:ETHernet:ALARm:PHYSical

:SOURce:DATA:TELecom:CAPTure:FILTer:TYPE?

Description

This query returns the capture source for capture CONFig.

At *RST condition, this value is set to Interface.

Navigation Path: Functions > Filters & Packet Capture > Packet Capture > Capture Source

Syntax

:SOURce:DATA:TELecom:CAPTure:FILTer:TYPE?

Response Syntax

<Type>

Response(s)

Type:

The response data syntax for the first parameter is defined as a <NR1 NUMERIC RESPONSE DATA> element.

Returns the capture source type. 0 to 10 filters.

0, interface is selected as the capture source type.

Example(s)

SOUR:DATA:TEL:CAPT:FILT:TYPE 1

SOUR:DATA:TEL:CAPT:FILT:TYPE?

Returns: 1

See Also

SOURce:DATA:TELecom:ETHernet:ALARm:PHYSical

SOURce:DATA:TELecom:ETHernet:ALARm:PHYSical?

:SOURce:DATA:TELecom:CAPTure:FRAMe:SIZE

Description

This command sets the frame size type for capture CONFig.

At *RST condition, this value is set to Complete.

Navigation Path: Functions > Filters & Packet Capture > Packet Capture > Frame Length

Syntax

:SOURce:DATA:TELecom:CAPTure:FRAMe:SIZE <wsp><Size Type>

Parameter(s)

Size Type:

The program data syntax for the first parameter is defined as a <CHARACTER PROGRAM DATA> element.

Selects the Frame Size type.

COMplete: COMplete

TRUncate: TRUncated

Response Syntax

<Type>

Example(s)

SOUR:DATA:TEL:CAPT:FRAM:SIZE COM

SOUR:DATA:TEL:CAPT:FRAM:SIZE?

Returns: COMPLETE

See Also

SOURce:DATA:TELecom:CAPTure:FILTer:TYPE

:SOURce:DATA:TELecom:CAPTure:FRAMe:SIZE?

Description	This query returns the frame size type for capture CONFig. At *RST condition, this value is set to Complete. Navigation Path: Functions > Filters & Packet Capture > Packet Capture > Frame Length
Syntax	:SOURce:DATA:TELecom:CAPTure:FRAMe:SIZE?
Response Syntax	<Size Type>
Response(s)	**Size Type**: The response data syntax for the first parameter is defined as a <CHARACTER RESPONSE DATA> element. Returns the Frame Size type. COMplete, COMplete is selected as the Frame Size type. TRUNCATE, TRUncated is selected as Frame Size type.
Example(s)	SOUR:DATA:TEL:CAPT:FRAM:SIZE COM SOUR:DATA:TEL:CAPT:FRAM:SIZE? Returns: COMPLETE
See Also	SOURce:DATA:TELecom:CAPTure:FILTer:TYPE

:SOURce:DATA:TELecom:CAPTure:TRIGger

Description

This command sets the trigger position.

At *RST condition, this value is set to Post-trigger.

Navigation Path: Functions > Filters & Packet Capture > Packet Capture > Trigger > Trigger Position

Syntax

:SOURce:DATA:TELecom:CAPTure:TRIGger <wsp><Position>

Parameter(s)

Position:

The program data syntax for the first parameter is defined as a <CHARACTER PROGRAM DATA> element.

Sets the trigger position.

PRE: Pre-trigger.

MIDdle: Mid-trigger.

POST: Post-trigger.

Response Syntax

<Size Type>

Example(s)

SOUR:DATA:TEL:CAPT:TRIG PRE

SOUR:DATA:TEL:CAPT:TRIG?

Returns: PRE

See Also

SOURce:DATA:TELecom:CAPTure:BYTE

:SOURce:DATA:TELecom:CAPTure:TRIGger?

Description

This query returns the trigger position.

At *RST condition, this value is set to Post-trigger.

Navigation Path: Functions > Filters & Packet Capture > Packet Capture > Trigger > Trigger Position

Syntax

:SOURce:DATA:TELecom:CAPTure:TRIGger?

Response Syntax

<Position>

Response(s)

Position:

The response data syntax for the first parameter is defined as a <CHARACTER RESPONSE DATA> element.

Returns the trigger position.

PRE, Pre-trigger is selected as the trigger position.

MID, Mid-trigger is selected as the trigger position.

POST, Post-trigger is selected as the trigger position.

Example(s)

SOUR:DATA:TEL:CAPT:TRIG POST

SOUR:DATA:TEL:CAPT:TRIG?

Returns: POST

See Also

SOURce:DATA:TELecom:CAPTure:BYTE?

:SOURce:DATA:TELecom:CAPTure:TSOurce

Description

This command sets the Trigger Type.

At *RST condition, this value is set to Manual.

Navigation Path: Functions > Filters & Packet Capture > Packet Capture > Trigger > Trigger Type

Syntax

:SOURce:DATA:TELecom:CAPTure:TSOurce <wsp><TYPE>

Parameter(s)

TYPE:

The program data syntax for the first parameter is defined as a <CHARACTER PROGRAM DATA> element.

Sets the trigger type.

ONERror: ONERROR

FMAtch: FMAtch

MANual: MANual

Response Syntax

<Position>

Example(s)

SOUR:DATA:TEL:CAPT:TSO ONERROR

SOUR:DATA:TEL:CAPT:TSO?

Returns: ONERROR

See Also

SOURce:DATA:TELecom:CAPTure:TRIGger

:SOURce:DATA:TELecom:CAPTure:TSOurce:TYPE

Description

This command sets the type of ON Error.

At *RST condition, this value is set to FCS.

Navigation Path: Functions > Filters & Packet Capture > Packet Capture > Trigger > Trigger Type > ON Error

Syntax

:SOURce:DATA:TELecom:CAPTure:TSOurce:TYPE <wsp><TYPE>

Parameter(s)

TYPE:

The program data syntax for the first parameter is defined as a <CHARACTER PROGRAM DATA> element.

Sets the type of ON error.

ANYTYPE: the ANY error trigger source type.

IPchecksum: the IP Checksum error trigger source type.

FCS: the FCS error trigger source type.

JABber: the Jabber error trigger source type.

RUNt: the Runt error trigger source type.

UNDERSIZED: the Undersized error trigger source type.

TCPchecksum: the TCP checksum error trigger source type.

UDPchecksum: the UDP checksum error trigger source type.

OVERSIZED: the Oversized error trigger source type.

Response Syntax

<Position>

Example(s)

SOUR:DATA:TEL:CAPT:TSO:TYPE FCS

SOUR:DATA:TEL:CAPT:TSO:TYPE?

Returns: FCS

See Also

SOURce:DATA:TELecom:CAPTure:TSOurce

:SOURce:DATA:TELecom:CAPTure:TSOurce:TYPE?

Description

This query returns the type of ON Error.

At *RST condition, this value is set to FCS.

Navigation Path: Functions > Filters & Packet Capture > Packet Capture > Trigger > Trigger Type > ON Error

Syntax

:SOURce:DATA:TELecom:CAPTure:TSOurce:TYPE?

Response Syntax

<Type>

Response(s)

Type:

The response data syntax for the first parameter is defined as a <CHARACTER RESPONSE DATA> element.

Returns the type of ON error.

ANYTYPE, ANYTYPE error is selected as trigger source type.

IPchecksum, IP Checksum error is selected as trigger source type.

FCS, FCS error is selected as trigger source type.

JABber, Jabber error is selected as trigger source type.

RUNt, Runt error is selected as trigger source type.

UNDERSIZED, Undersized error is selected as trigger source type.

TCPCHECKSUM, TCP checksum error is selected as trigger source type.

UDPCHECKSUM, UDP checksum error is selected as trigger source type.

OVERSIZED, Oversized error is selected as trigger source type.

Example(s)

SOUR:DATA:TEL:CAPT:TSO:TYPE FCS

SOUR:DATA:TEL:CAPT:TSO:TYPE?

Returns: FCS

See Also

SOURce:DATA:TELecom:CAPTure:TSOurce:TYPE?

SOURce:DATA:TELecom:CAPTure:TSOurce:TYPE

:SOURce:DATA:TELecom:CAPTure:TSOurce?

Description

This query returns the Trigger Type.

At *RST condition, this value is set to Manual.

Navigation Path: Functions > Filters & Packet Capture > Packet Capture > Trigger > Trigger Type

Syntax

:SOURce:DATA:TELecom:CAPTure:TSOurce?

Response Syntax

<Type>

Response(s)

Type:

The response data syntax for the first parameter is defined as a <CHARACTER RESPONSE DATA> element.

Returns the trigger type.

ONERROR, returns the trigger type as ONERROR.

FMAtch, returns the trigger type as FMAtch.

MANual, returns the trigger type as MANual.

Example(s)

SOUR:DATA:TEL:CAPT:TSO ONERROR

SOUR:DATA:TEL:CAPT:TSO?

Returns: ONERROR

See Also

SOURce:DATA:TELecom:CAPTure:TRIGger?

:SOURce:DATA:TELecom:ETHernet:GLOBal:CONTrol

Description

This command enables the Capture.

This command is an event and is not associated with an *RST condition or a query form.

Navigation Path: Functions > Filters & Packet Capture > Packet Capture > Status And Controls > Capture

Syntax

:SOURce:DATA:TELecom:ETHernet:GLOBal:CONTrol <wsp><Status>

Parameter(s)

Status:

The program data syntax for the first parameter is defined as a <BOOLEAN PROGRAM DATA> element.

enables/disables the Capture.

ON: Enabled

OFF: Disabled

Response Syntax

<Type>

Example(s)

SOUR:DATA:TEL:ETH:GLOB:CONT ON

SOUR:DATA:TEL:ETH:GLOB:CONT?

Returns: 1

See Also

SOURce:DATA:TELecom:CAPTure:TSOurce:TYPE

:SOURce:DATA:TELecom:ETHernet:GLOBal:CONTrol?

Description

This query returns the Capture status.

This query is an event and is not associated with an *RST condition or a query form.

Navigation Path: Functions > Filters & Packet Capture > Packet Capture > Status And Controls > Capture

Syntax

:SOURce:DATA:TELecom:ETHernet:GLOBal:CONTrol?

Response Syntax

<Status>

Response(s)

Status:

The response data syntax for the first parameter is defined as a <BOOLEAN RESPONSE DATA> element.

Returns the status of the Capture.

0, returns the capture status as OFF.

1, returns the capture status as ON.

Example(s)

SOUR:DATA:TEL:ETH:GLOB:CONT ON

SOUR:DATA:TEL:ETH:GLOB:CONT?

Returns: 1

See Also

SOURce:DATA:TELecom:CAPTure:TSOurce:TYPE?

Triggered Frame Details

:SENSe:DATA:TELecom:CAPTure:TSOurce:DESTination:IP?

Description	This query displays the trigger Destination IP address. At *RST condition, this value is set to device-dependent. Navigation Path: Functions > Filters & Packet Capture > Packet Capture > Status And Controls > Details > Trigger Frame Details
Syntax	:SENSe:DATA:TELecom:CAPTure:TSOurce:DESTination:IP?
Response Syntax	<Result>
Response(s)	**Result**: The response data syntax for the first parameter is defined as a <STRING RESPONSE DATA> element. Returns the TriggerSource destination IP address.
Example(s)	SENS:DATA:TEL:CAPT:TSO:DEST:IP?
See Also	SENSe:DATA:TELecom:CAPTure:TSOurce:DESTination:MAC?

:SENSe:DATA:TELecom:CAPTure:TSOurce:DESTination:MAC?

Description	This query displays the trigger Destination MAC address. At *RST condition, this value is set to device-dependent. Navigation Path: Functions > Filters & Packet Capture > Packet Capture > Status And Controls > Details > Trigger Frame Details
Syntax	:SENSe:DATA:TELecom:CAPTure:TSOurce:DESTination:MAC?
Response Syntax	<Result>
Response(s)	**Result**: The response data syntax for the first parameter is defined as a <STRING RESPONSE DATA> element. Returns the TriggerSource destination MAC address.
Example(s)	SENS:DATA:TEL:CAPT:TSO:DEST:MAC?
See Also	SENSe:DATA:TELecom:CAPTure:TSOurce:DESTination:IP?

:SENSe:DATA:TELecom:CAPTure:TSOurce:DESTination:PORT?

Description	This query displays the trigger Destination Port number. At *RST condition, this value is set to device-dependent. Navigation Path: Functions > Filters & Packet Capture > Packet Capture > Status And Controls > Details > Trigger Frame Details
Syntax	:SENSe:DATA:TELecom:CAPTure:TSOurce:DESTination:PORT?
Response Syntax	<Result>
Response(s)	**Result**: The response data syntax for the first parameter is defined as a <NR1 NUMERIC RESPONSE DATA> element. Returns the Trigger destination port number.
Example(s)	SENS:DATA:TEL:CAPT:TSO:DEST:PORT?
See Also	SENSe:DATA:TELecom:CAPTure:TSOurce:FNUMber?

:SENSe:DATA:TELecom:CAPTure:TSOurce:FNUMber?

Description	This query displays the trigger frame number. This query is an event and is not associated with an *RST condition or a query form. Navigation Path: Functions > Filters & Packet Capture > Packet Capture > Status And Controls > Details > Trigger Frame Details
Syntax	:SENSe:DATA:TELecom:CAPTure:TSOurce:FNUMber?
Response Syntax	<Result>
Response(s)	**Result**: The response data syntax for the first parameter is defined as a <NR1 NUMERIC RESPONSE DATA> element. Returns the Trigger Source frame number.
Example(s)	SENS:DATA:TEL:CAPT:TSO:FNUM?
See Also	SENSe:DATA:TELecom:CAPTure:TSOurce:SOURce:PORT?

:SENSe:DATA:TELecom:CAPTure:TSOurce:SOURce:IP?

Description	This query displays the trigger source IP address. At *RST condition, this value is set to device-dependent. Navigation Path: Functions > Filters & Packet Capture > Packet Capture > Status And Controls > Details > Trigger Frame Details
Syntax	:SENSe:DATA:TELecom:CAPTure:TSOurce:SOURce:IP?
Response Syntax	<Result>
Response(s)	**Result**: The response data syntax for the first parameter is defined as a <STRING RESPONSE DATA> element. Returns the Trigger source IP address.
Example(s)	SENS:DATA:TEL:CAPT:TSO:SOUR:IP?
See Also	SENSe:DATA:TELecom:CAPTure:TSOurce:SOURce:MAC?

:SENSe:DATA:TELecom:CAPTure:TSOurce:SOURce:MAC?

Description	This query displays the trigger source MAC Address. At *RST condition, this value is set to device-dependent. Navigation Path: Functions > Filters & Packet Capture > Packet Capture > Status And Controls > Details > Trigger Frame Details
Syntax	:SENSe:DATA:TELecom:CAPTure:TSOurce:SOURce:MAC?
Response Syntax	<Result>
Response(s)	**Result**: The response data syntax for the first parameter is defined as a <STRING RESPONSE DATA> element. Returns the Trigger source MAC address.
Example(s)	SENS:DATA:TEL:CAPT:TSO:SOUR:MAC?
See Also	SENSe:DATA:TELecom:CAPTure:TSOurce:SOURce:IP?

:SENSe:DATA:TELecom:CAPTure:TSOurce:SOURce:PORT?

Description	This query displays the trigger source PORT number. At *RST condition, this value is set to device-dependent. Navigation Path: Functions > Filters & Packet Capture > Packet Capture > Status And Controls > Details > Trigger Frame Details
Syntax	:SENSe:DATA:TELecom:CAPTure:TSOurce:SOURce:PORT?
Response Syntax	<Result>
Response(s)	**Result**: The response data syntax for the first parameter is defined as a <NR1 NUMERIC RESPONSE DATA> element. Returns the TriggerSource source port number.
Example(s)	SENS:DATA:TEL:CAPT:TSO:SOUR:PORT?
See Also	SENSe:DATA:TELecom:CAPTure:TSOurce:FNUMber?

Filter Configuration

:SENSe:DATA:TELecom:ETHernet:FMATch:FILTer:BRACket:CLOSe

Description

This command selects the close parenthesis to control the precedence of operands when two operands are used.

At *RST condition, this value is set to blank.

Navigation Path: Functions > Filters & Packet Capture > Packet Capture > Field Match > CONFig > Filter CONFig)

Syntax

:SENSe:DATA:TELecom:ETHernet:FMATch:FILTer:BRACket:CLOSe <wsp><Criterion>, <Set>

Parameter(s)

Criterion:

The program data syntax for the first parameter is defined as a <DECIMAL NUMERIC PROGRAM DATA> element.

Selects the filter criterion number from 1 to 4.

Set:

The program data syntax for the second parameter is defined as a <BOOLEAN PROGRAM DATA> element.

enables/disables the close parenthesis.

ON, enables the close parenthesis.

OFF, disables the close parenthesis.

Response Syntax

<Set>

Example(s)

SENS:DATA:TEL:ETH:FMAT:FILT:BRAC:CLOS 2,ON

SENS:DATA:TEL:ETH:FMAT:FILT:BRAC:CLOS? 2

Returns: 1

See Also

SENSe:DATA:TELecom:ETHernet:STReam:FILTer:OPERator:NOT

SENSe:DATA:TELecom:ETHernet:STReam:FILTer:OPERator:NOT?

:SENSe:DATA:TELecom:ETHernet:FMATch:FILTer:BRACket:CLOSe?

Description

This query returns the selected close parenthesis to control the precedence of operands when two operands are used.

At *RST condition, this value is set to blank.

Navigation Path: Functions > Filters & Packet Capture > Packet Capture > Field Match > CONFig > Filter CONFig)

Syntax

:SENSe:DATA:TELecom:ETHernet:FMATch:FILTer:BRACket:CLOSe? <wsp><Criterion>

Parameter(s)

Criterion:

The program data syntax for the first parameter is defined as a <DECIMAL NUMERIC PROGRAM DATA> element.

Selects the filter criterion number from 1 to 4.

Response Syntax

<Set>

Response(s)

Set:

The response data syntax for the first parameter is defined as a <BOOLEAN RESPONSE DATA> element.

Returns the status of close parenthesis.

1, returns the close parenthesis is enabled.

0, returns the close parenthesis is disabled.

Example(s)

SENS:DATA:TEL:ETH:FMAT:FILT:BRAC:CLOS 2,ON

SENS:DATA:TEL:ETH:FMAT:FILT:BRAC:CLOS? 2

Returns: 1

See Also

SENSe:DATA:TELecom:ETHernet:STReam:FILTer:OPERator:NOT

SENSe:DATA:TELecom:ETHernet:STReam:FILTer:OPERator:NOT?

:SENSe:DATA:TELecom:ETHernet:FMATch:FILTer:BRACket:OPEN

Description

This command selects the open parenthesis to control the precedence of operands when two operands are used.

At *RST condition, this value is set to blank.

Navigation Path: Functions > Filters & Packet Capture > Packet Capture > Field Match > CONFig > Filter CONFig (

Syntax

:SENSe:DATA:TELecom:ETHernet:FMATch:FILTer:BRACket:OPEN <wsp><Criterion>, <Set>

Parameter(s)

Criterion:

The program data syntax for the first parameter is defined as a <DECIMAL NUMERIC PROGRAM DATA> element.

Selects the filter criterion number from 1 to 4.

Set:

The program data syntax for the second parameter is defined as a <BOOLEAN PROGRAM DATA> element.

enables/disables the open parenthesis.

ON, enables the open parenthesis.

OFF, disables the open parenthesis.

Response Syntax

<Set>

Example(s)

SENS:DATA:TEL:ETH:FMAT:FILT:BRAC:OPEN 2,ON

SENS:DATA:TEL:ETH:FMAT:FILT:BRAC:OPEN? 2

Returns: 1

See Also

SENSe:DATA:TELecom:ETHernet:STReam:FILTer:BRACket:CLOSe

SENSe:DATA:TELecom:ETHernet:STReam:FILTer:BRACket:CLOSe?

:SENSe:DATA:TELecom:ETHernet:FMATch:FILTer:BRACket:OPEN?

Description

This query returns the selected open parenthesis to control the precedence of operands when two operands are used.

At *RST condition, this value is set to blank.

Navigation Path: Functions > Filters & Packet Capture > Packet Capture > Field Match > CONFig > Filter CONFig (

Syntax

:SENSe:DATA:TELecom:ETHernet:FMATch:FILTer:BRACket:OPEN? <wsp><Criterion>

Parameter(s)

Criterion:

The program data syntax for the first parameter is defined as a <DECIMAL NUMERIC PROGRAM DATA> element.

Selects the filter criterion number from 1 to 4.

Response Syntax

<Set>

Response(s)

Set:

The response data syntax for the first parameter is defined as a <BOOLEAN RESPONSE DATA> element.

Returns the status of open parenthesis.

1, bracket open is enabled.

0, bracket open is disabled.

Example(s)

SENS:DATA:TEL:ETH:FMAT:FILT:BRAC:OPEN 2,ON

SENS:DATA:TEL:ETH:FMAT:FILT:BRAC:OPEN? 2

Returns: 1

See Also

SENSe:DATA:TELecom:ETHernet:STReam:FILTer:BRACket:OPEN

SENSe:DATA:TELecom:ETHernet:STReam:FILTer:BRACket:OPEN?

:SENSe:DATA:TELecom:ETHernet:FMATch:FILTer:DESTination:IP

Description

This command sets the Destination Internet Protocol (IP) address, if the filter type is IP Address Destination for a specific Filter Number.

At *RST condition, this value is set to 0.0.0.0.

Navigation Path: Functions > Packet Capture > Trigger Type > Field Match > CONFig > Filter CONFig

Syntax

:SENSe:DATA:TELecom:ETHernet:FMATch:FILTer:DESTination:IP <wsp><Criterion>, <Address>

Parameter(s)

Criterion:

The program data syntax for the first parameter is defined as a <DECIMAL NUMERIC PROGRAM DATA> element.

Selects the filter criterion number from 1 to 4.

Address:

The program data syntax for the second parameter is defined as a <STRING PROGRAM DATA> element.

Selects the Destination IP address.

Response Syntax

<Set>

Example(s)

SENS:DATA:TEL:ETH:FMAT:FILT:DEST:IP 2,11.22.33.44

SENS:DATA:TEL:ETH:FMAT:FILT:DEST:IP? 2

Returns: 11.22.33.44

See Also

SENSe:DATA:TELecom:ETHernet:STReam:FILTer:DESTination:MAC

SENSe:DATA:TELecom:ETHernet:STReam:FILTer:DESTination:MAC?

:SENSe:DATA:TELecom:ETHernet:FMATch:FILTer:DESTination:IP?

Description

This query returns the Destination Internet Protocol (IP) address, if the filter type is IP Address Destination for a specific Filter Number.

At *RST condition, this value is set to 0.0.0.0.

Navigation Path: Functions > Packet Capture > Trigger Type > Field Match > CONFig > Filter CONFig

Syntax

:SENSe:DATA:TELecom:ETHernet:FMATch:FILTer:DESTination:IP? <wsp><Criterion>

Parameter(s)

Criterion:

The program data syntax for the first parameter is defined as a <DECIMAL NUMERIC PROGRAM DATA> element.

Selects the filter criterion number from 1 to 4.

Response Syntax

<Address>

Response(s)

Address:

The response data syntax for the first parameter is defined as a <STRING RESPONSE DATA> element.

Returns destination IP address.

Example(s)

SENS:DATA:TEL:ETH:FMAT:FILT:DEST:IP 2,11.22.33.44

SENS:DATA:TEL:ETH:FMAT:FILT:DEST:IP? 2

Returns: 11.22.33.44

See Also

SENSe:DATA:TELecom:ETHernet:STReam:FILTer:DESTination:MAC

SENSe:DATA:TELecom:ETHernet:STReam:FILTer:DESTination:MAC?

:SENSe:DATA:TELecom:ETHernet:FMATch:FILTer:DESTination:IPVersion

Description

This command sets the Destination Internet Protocol (IPv6) address, if the filter type is IPv6 Address Destination for a specific Filter Number.

At *RST condition, this value is set to 0000:0000:0000:0000:0000:0000:0000:0000.

Navigation Path: Functions > Packet Capture > Trigger Type > Field Match > CONFig > Filter CONFig

Syntax

:SENSe:DATA:TELecom:ETHernet:FMATch:FILTer:DESTination:IPVersion <wsp><Criterion>, <Address>

Parameter(s)

Criterion:

The program data syntax for the first parameter is defined as a <DECIMAL NUMERIC PROGRAM DATA> element.

Selects the filter criterion number from 1 to 4.

Address:

The program data syntax for the second parameter is defined as a <STRING PROGRAM DATA> element.

Selects the Destination IPv6 address.

Response Syntax

<Address>

Example(s)

SENS:DATA:TEL:ETH:FMAT:FILT:DEST:IPV 1, 0000:0000:0000:0000:0000:0000:0000:0000

SENS:DATA:TEL:ETH:FMAT:FILT:DEST:IPV? 1

Returns: 0000:0000:0000:0000:0000:0000:0000:0000

See Also

SENSe:DATA:TELecom:ETHernet:STReam:FILTer:SOUR:IPV

SENSe:DATA:TELecom:ETHernet:STReam:FILTer:SOUR:IPV?

:SENSe:DATA:TELecom:ETHernet:FMATch:FILTer:DESTination:IPVersion?

Description

This query returns the Destination Internet Protocol (IPv6) address, if the filter type is IPv6 Address Destination for a specific Filter Number.

At *RST condition, this value is set to 0000:0000:0000:0000:0000:0000:0000:0000.

Navigation Path: Functions > Packet Capture > Trigger Type > Field Match > CONFig > Filter CONFig

Syntax

:SENSe:DATA:TELecom:ETHernet:FMATch:FILTer:DESTination:IPVersion? <wsp><Criterion>

Parameter(s)

Criterion:

The program data syntax for the first parameter is defined as a <DECIMAL NUMERIC PROGRAM DATA> element.

Selects the filter criterion number from 1 to 4.

Response Syntax

<Address>

Response(s)

Address:

The response data syntax for the first parameter is defined as a <STRING RESPONSE DATA> element.

Returns destination IPv6 address.

Example(s)

SENS:DATA:TEL:ETH:FMAT:FILT:DEST:IPV 1, 0000:0000:0000:0000:0000:0000:0000:0000

SENS:DATA:TEL:ETH:FMAT:FILT:DEST:IPV? 1

Returns: 0000:0000:0000:0000:0000:0000:0000:0000

See Also

SENSe:DATA:TELecom:ETHernet:STReam:FILTer:SOUR:IPV

SENSe:DATA:TELecom:ETHernet:STReam:FILTer:SOUR:IPV?

:SENSe:DATA:TELecom:ETHernet:FMATch:FILTer:DESTination:MAC

Description

This command sets the Destination Media Access Control (MAC) address, if the filter type is MAC Address Destination for a specific Filter Number.

At *RST condition, this value is set to 00:00:00:00:00:00.

Navigation Path: Functions > Filters & Packet Capture > Packet Capture > Field Match > CONFig > Filter CONFig

Syntax

:SENSe:DATA:TELecom:ETHernet:FMATch:FILTer:DESTination:MAC <wsp><Criterion>, <Address>

Parameter(s)

Criterion:

The program data syntax for the first parameter is defined as a <DECIMAL NUMERIC PROGRAM DATA> element.

Selects the filter criterion number from 1 to 4.

Address:

The program data syntax for the second parameter is defined as a <STRING PROGRAM DATA> element.

Selects the Destination MAC address.

Response Syntax

<Address>

Example(s)

SENS:DATA:TEL:ETH:FMAT:FILT:DEST:MAC 2,00:00:00:FF:FF:FF

SENS:DATA:TEL:ETH:FMAT:FILT:DEST:MAC? 2

Returns: 00:00:00:FF:FF:FF

See Also

SENSe:DATA:TELecom:ETHernet:STReam:FILTer:DESTination:IP

SENSe:DATA:TELecom:ETHernet:STReam:FILTer:DESTination:IP?

:SENSe:DATA:TELecom:ETHernet:FMATch:FILTer:DESTination:MAC?

Description

This query returns the Destination Media Access Control (MAC) address, if the filter type is MAC Address Destination for a specific Filter Number.

At *RST condition, this value is set to 00:00:00:00:00:00.

Navigation Path: Functions > Filters & Packet Capture > Packet Capture > Field Match > CONFig > Filter CONFig

Syntax

:SENSe:DATA:TELecom:ETHernet:FMATch:FILTer:DESTination:MAC? <wsp><Criterion>

Parameter(s)

Criterion:

The program data syntax for the first parameter is defined as a <DECIMAL NUMERIC PROGRAM DATA> element.

Selects the filter criterion number from 1 to 4.

Response Syntax

<Address>

Response(s)

Address:

The response data syntax for the first parameter is defined as a <STRING RESPONSE DATA> element.

Returns destination MAC address.

Example(s)

SENS:DATA:TEL:ETH:FMAT:FILT:DEST:MAC 2,00:00:00:FF:FF:FF

SENS:DATA:TEL:ETH:FMAT:FILT:DEST:MAC? 2

Returns: 00:00:00:FF:FF:FF

See Also

SENSe:DATA:TELecom:ETHernet:STReam:FILTer:DESTination:IP

SENSe:DATA:TELecom:ETHernet:STReam:FILTer:DESTination:IP?

:SENSe:DATA:TELecom:ETHernet:FMATch:FILTer:DESTination:TCP

Description

This command sets the TCP Destination Port, if filter type is TCP Destination Port for a specific Filter Number.

At *RST condition, this value is set to 0.

Navigation Path: Functions > Packet Capture > Trigger Type > Field Match > CONFig > Filter CONFig

Syntax

:SENSe:DATA:TELecom:ETHernet:FMATch:FILTer:DESTination:TCP <wsp><Criterion>, <port>

Parameter(s)

Criterion:

The program data syntax for the first parameter is defined as a <DECIMAL NUMERIC PROGRAM DATA> element.

Selects the filter criterion number from 1 to 4.

port:

The program data syntax for the second parameter is defined as a <DECIMAL NUMERIC PROGRAM DATA> element.

Selects the Destination TCP port address.

MAXimum: Biggest supported value

MINimum: Smallest supported value

DEFault: Default value

Response Syntax

<Address>

Example(s)

SENS:DATA:TEL:ETH:FMAT:FILT:DEST:TCP 2,50

SENS:DATA:TEL:ETH:FMAT:FILT:DEST:TCP? 2

Returns: 50

See Also

SENSe:DATA:TELecom:ETHernet:STReam:FILTer:DESTination:TCP

SENSe:DATA:TELecom:ETHernet:STReam:FILTer:DESTination:TCP?

:SENSe:DATA:TELecom:ETHernet:FMATch:FILTer:DESTination:TCP?

Description

This query returns the TCP Destination Protocol (TDP) Destination Port, if the filter type is TCP Destination Port for a specific Filter Number.

At *RST condition, this value is set to 0.

Navigation Path: Functions > Packet Capture > Trigger Type > Field Match > CONFig > Filter CONFig

Syntax

:SENSe:DATA:TELecom:ETHernet:FMATch:FILTer:DESTination:TCP? <wsp><Criterion>,[<Port>]

Parameter(s)

Criterion:

The program data syntax for the first parameter is defined as a <DECIMAL NUMERIC PROGRAM DATA> element.

Selects the filter criterion number from 1 to 4.

Port:

The program data syntax for the second parameter is defined as a <CHARACTER PROGRAM DATA> element.

Selects the Destination TCP port address.

This parameter is optional. If no token is specified, the current Destination TCP port value is returned.

MAXimum: Biggest supported value

MINimum: Smallest supported value

DEFault: Default value

Response Syntax

<port>

Response(s)

port:

The response data syntax for the first parameter is defined as a <NR1 NUMERIC RESPONSE DATA> element.

Returns destination TCP port address.

Example(s)

SENS:DATA:TEL:ETH:FMAT:FILT:DEST:TCP 2,50

SENS:DATA:TEL:ETH:FMAT:FILT:DEST:TCP? 2

Returns: 50

See Also

SENSe:DATA:TELecom:ETHernet:STReam:FILTer:DESTination:TCP

SENSe:DATA:TELecom:ETHernet:STReam:FILTer:DESTination:TCP?

:SENSe:DATA:TELecom:ETHernet:FMATch:FILTer:DESTination:UDP

Description

This command sets the User Datagram Protocol (UDP) Destination Port, if filter type is UDP Destination Port for a specific Filter Number.

At *RST condition, this value is set to 0.

Navigation Path: Functions > Filters & Packet Capture > Packet Capture > Field Match > CONFig > Filter CONFig

Syntax

:SENSe:DATA:TELecom:ETHernet:FMATch:FILTer:DESTination:UDP <wsp><Criterion>, <port>

Parameter(s)

Criterion:

The program data syntax for the first parameter is defined as a <DECIMAL NUMERIC PROGRAM DATA> element.

Selects the filter criterion number from 1 to 4.

port:

The program data syntax for the second parameter is defined as a <DECIMAL NUMERIC PROGRAM DATA> element.

Selects the Destination UDP port address.

MAXimum: Biggest supported value

MINimum: Smallest supported value

DEFault: Default value

Response Syntax

<port>

Example(s)

SENS:DATA:TEL:ETH:FMAT:FILT:DEST:UDP 2,50

SENS:DATA:TEL:ETH:FMAT:FILT:DEST:UDP? 2

Returns: 50

See Also

SENSe:DATA:TELecom:ETHernet:STReam:FILTer:DESTination:UDP

SENSe:DATA:TELecom:ETHernet:STReam:FILTer:DESTination:UDP?

:SENSe:DATA:TELecom:ETHernet:FMATch:FILTer:DESTination:UDP?

Description

This query returns the User Datagram Protocol (UDP) Destination Port, if the filter type is UDP Destination Port for a specific Filter Number.

At *RST condition, this value is set to 0.

Navigation Path: Functions > Filters & Packet Capture > Packet Capture > Field Match > CONFig > Filter CONFig

Syntax

:SENSe:DATA:TELecom:ETHernet:FMATch:FILTer:DESTination:UDP? <wsp><Criterion>,[<Port>]

Parameter(s)

Criterion:

The program data syntax for the first parameter is defined as a <DECIMAL NUMERIC PROGRAM DATA> element.

Selects the filter criterion number from 1 to 4.

Port:

The program data syntax for the second parameter is defined as a <CHARACTER PROGRAM DATA> element.

Selects the Destination UDP port address.

This parameter is optional. If no token is specified, the current Destination UDP port value is returned.

MAXimum: Biggest supported value

MINimum: Smallest supported value

DEFault: Default value

Response Syntax

<port>

Response(s)

port:

The response data syntax for the first parameter is defined as a <NR1 NUMERIC RESPONSE DATA> element.

Returns destination UDP port address.

Example(s)

SENS:DATA:TEL:ETH:FMAT:FILT:DEST:UDP 2,50

SENS:DATA:TEL:ETH:FMAT:FILT:DEST:UDP? 2

Returns: 50

See Also

SENSe:DATA:TELecom:ETHernet:STReam:FILTer:DESTination:UDP

SENSe:DATA:TELecom:ETHernet:STReam:FILTer:DESTination:UDP?

:SENSe:DATA:TELecom:ETHernet:FMATch:FILTer:DSERvices

Description

This command sets the Differentiated Services, if the filter type is Diff Serv for a specific Filter Number.

At *RST condition, this value is set to 000000.

Navigation Path: Functions > Filters & Packet Capture > Packet Capture > Field Match > CONFig > Filter CONFig

Syntax

:SENSe:DATA:TELecom:ETHernet:FMATch:FILTer:DSERvices <wsp><Criterion>, <Dservices>

Parameter(s)

Criterion:

The program data syntax for the first parameter is defined as a <DECIMAL NUMERIC PROGRAM DATA> element.

Selects the filter criterion number from 1 to 4.

Dservices:

The program data syntax for the second parameter is defined as a <DECIMAL NUMERIC PROGRAM DATA> element.

Selects the Differentiated Services.

MAXimum: Biggest supported value

MINimum: Smallest supported value

DEFault: Default value

Response Syntax

<port>

Example(s)

SENS:DATA:TEL:ETH:FMAT:FILT:DSER 2,55

SENS:DATA:TEL:ETH:FMAT:FILT:DSER? 2

Returns: 55

See Also

SENSe:DATA:TELecom:ETHernet:STReam:FILTer:PRECedence

SENSe:DATA:TELecom:ETHernet:STReam:FILTer:PRECedence?

:SENSe:DATA:TELecom:ETHernet:FMATch:FILTer:DSERvices:IPVersion

Description

This command sets the IPv6 Differentiated Services, if the filter type is IPv6 Diff Serv for a specific Filter Number.

At *RST condition, this value is set to 0.

Navigation Path: Functions > Packet Capture > Trigger Type > Field Match > CONFig > Filter CONFig

Syntax

:SENSe:DATA:TELecom:ETHernet:FMATch:FILTer:DSERvices:IPVersion <wsp><Criterion>, <Dservices>

Parameter(s)

Criterion:

The program data syntax for the first parameter is defined as a <DECIMAL NUMERIC PROGRAM DATA> element.

Selects the filter criterion number from 1 to 4.

Dservices:

The program data syntax for the second parameter is defined as a <DECIMAL NUMERIC PROGRAM DATA> element.

Selects theIPv6 Differentiated Services.

MAXimum: Biggest supported value

MINimum: Smallest supported value

Response Syntax

<port>

Example(s)

SENS:DATA:TEL:ETH:FMAT:FILT:DSER:IPV 1, 23

SENS:DATA:TEL:ETH:FMAT:FILT:DSER:IPV? 1

Returns: 23

See Also

SENSe:DATA:TELecom:ETHernet:STReam:FILTer:PRECedence:IPV

SENSe:DATA:TELecom:ETHernet:STReam:FILTer:PRECedence:IPV?

:SENSe:DATA:TELecom:ETHernet:FMATch:FILTer:DSERvices:IPVersion?

Description

This query returns the IPv6 Differentiated Services, if the filter type is IPv6 Diff Serv for a specific Filter Number.

At *RST condition, this value is set to 0.

Navigation Path: Functions > Packet Capture > Trigger Type > Field Match > CONFig > Filter CONFig

Syntax

:SENSe:DATA:TELecom:ETHernet:FMATch:FILTer:DSERvices:IPVersion? <wsp><Criterion>,[<Services>]

Parameter(s)

Criterion:

The program data syntax for the first parameter is defined as a <DECIMAL NUMERIC PROGRAM DATA> element.

Selects the filter criterion number from 1 to 4.

Services:

The program data syntax for the second parameter is defined as a <DECIMAL NUMERIC PROGRAM DATA> element.

Selects the IPv6 Differentiated Services.

This parameter is optional. If no token is specified, the current Dservices value is returned.

MAXimum: Biggest supported value

MINimum: Smallest supported value

DEFault: Default value

Response Syntax

<Dservices>

Response(s)

Dservices:

The response data syntax for the first parameter is defined as a <NR1 NUMERIC RESPONSE DATA> element.

Returns the value of IPv6 differentiated services.

Example(s)

SENS:DATA:TEL:ETH:FMAT:FILT:DSER:IPV 1, 23

SENS:DATA:TEL:ETH:FMAT:FILT:DSER:IPV? 1

Returns: 23

See Also

SENSe:DATA:TELecom:ETHernet:STReam:FILTer:PRECedence:IPV

SENSe:DATA:TELecom:ETHernet:STReam:FILTer:PRECedence:IPV?

:SENSe:DATA:TELecom:ETHernet:FMATch:FILTer:DSERvices?

Description

This query returns the Differentiated Services, if the filter type is Diff Serv for a specific Filter Number.

At *RST condition, this value is set to 000000.

Navigation Path: Functions > Filters & Packet Capture > Packet Capture > Field Match > CONFig > Filter CONFig

Syntax

:SENSe:DATA:TELecom:ETHernet:FMATch:FILTer:DSERvices? <wsp><Criterion>,[<Dservices>]

Parameter(s)

Criterion:

The program data syntax for the first parameter is defined as a <DECIMAL NUMERIC PROGRAM DATA> element.

Selects the filter criterion number from 1 to 4.

Dservices:

The program data syntax for the second parameter is defined as a <CHARACTER PROGRAM DATA> element.

Selects the Differentiated Services.

This parameter is optional. If no token is specified, the current Dservices value is returned.

MAXimum: Biggest supported value

MINimum: Smallest supported value

DEFault: Default value

Response Syntax

<Dservices>

Response(s)

Dservices:

The response data syntax for the first parameter is defined as a <NR1 NUMERIC RESPONSE DATA> element.

Returns the value of differentiated services.

Example(s)

SENS:DATA:TEL:ETH:FMAT:FILT:DSER 2,55

SENS:DATA:TEL:ETH:FMAT:FILT:DSER? 2

Returns: 55

See Also

SENSe:DATA:TELecom:ETHernet:STReam:FILTer:PRECedence

SENSe:DATA:TELecom:ETHernet:STReam:FILTer:PRECedence?

:SENSe:DATA:TELecom:ETHernet:FMATch:FILTer:ETHertype

Description

This command sets the Ether Type value, if the filter type is Ether Type for a specific Filter Number.

At *RST condition, this value is set to 0x0800.

Navigation Path: Functions > Filters & Packet Capture > Packet Capture > Field Match > CONFig > Filter CONFig

Syntax

:SENSe:DATA:TELecom:ETHernet:FMATch:FILTer:ETHertype <wsp><Criterion>, <EtherType>

Parameter(s)

Criterion:

The program data syntax for the first parameter is defined as a <DECIMAL NUMERIC PROGRAM DATA> element.

Selects the filter criterion number from 1 to 4.

EtherType:

The program data syntax for the second parameter is defined as a <NONDECIMAL NUMERIC PROGRAM DATA> element.

Sets the filter ether type value.

Response Syntax

<Dservices>

Example(s)

SENS:DATA:TEL:ETH:FMAT:FILT:ETH 1, #HAB

SENS:DATA:TEL:ETH:FMAT:FILT:ETH? 1

Returns: 171

See Also

SENSe:DATA:TELecom:ETHernet:STReam:FILTer:IPPRotocol

SENSe:DATA:TELecom:ETHernet:STReam:FILTer:IPPRotocol?

:SENSe:DATA:TELecom:ETHernet:FMATch:FILTer:ETHertype?

Description

This query returns the Ether Type value, if the filter type is Ether Type for a specific Filter Number.

At *RST condition, this value is set to 0x0800.

Navigation Path: Functions > Filters & Packet Capture > Packet Capture > Field Match > CONFig > Filter CONFig

Syntax

:SENSe:DATA:TELecom:ETHernet:FMATch:FILTer:ETHertype? <wsp><Criterion>

Parameter(s)

Criterion:

The program data syntax for the first parameter is defined as a <DECIMAL NUMERIC PROGRAM DATA> element.

Selects the filter criterion number from 1 to 4.

Response Syntax

<EtherType>

Response(s)

EtherType:

The response data syntax for the first parameter is defined as a <NR1 NUMERIC RESPONSE DATA> element.

Returns the EtherType value.

Example(s)

SENS:DATA:TEL:ETH:FMAT:FILT:ETH 1, #HAB

SENS:DATA:TEL:ETH:FMAT:FILT:ETH? 1

Returns: 171

See Also

SENSe:DATA:TELecom:ETHernet:STReam:FILTer:IPPRotocol

SENSe:DATA:TELecom:ETHernet:STReam:FILTer:IPPRotocol?

:SENSe:DATA:TELecom:ETHernet:FMATch:FILTer:FLABel:IPVersion

Description

This command sets the IPv6 Flow Label, if the filter type is IPv6 Flow Label for a specific Filter Number.

At *RST condition, this value is set to 0.

Navigation Path: Functions > Packet Capture > Trigger Type > Field Match > CONFig > Filter CONFig

Syntax

:SENSe:DATA:TELecom:ETHernet:FMATch:FILTer:FLABel:IPVersion <wsp><Criterion>, <Next Header>

Parameter(s)

Criterion:

The program data syntax for the first parameter is defined as a <DECIMAL NUMERIC PROGRAM DATA> element.

Selects the filter criterion number from 1 to 4.

Next Header:

The program data syntax for the second parameter is defined as a <DECIMAL NUMERIC PROGRAM DATA> element.

Selects the IPv6 Flow Label.

MAXimum: Biggest supported value

MINimum: Smallest supported value

Response Syntax

<EtherType>

Example(s)

SENS:DATA:TEL:ETH:FMAT:FILT:FLAB:IPV 1, 23

SENS:DATA:TEL:ETH:FMAT:FILT:FLAB:IPV? 1

Returns: 23

See Also

SENSe:DATA:TELecom:ETHernet:STReam:FILTer:NHE:IPV

SENSe:DATA:TELecom:ETHernet:STReam:FILTer:NHE:IPV?

:SENSe:DATA:TELecom:ETHernet:FMATch:FILTer:FLABel:IPVersion?

Description

This query returns the value of IPv6 Flow Label, if the filter type is IPv6 Flow Label for a specific Filter Number.

At *RST condition, this value is set to 0.

Navigation Path: Functions > Packet Capture > Trigger Type > Field Match > CONFig > Filter CONFig

Syntax

:SENSe:DATA:TELecom:ETHernet:FMATch:FILTer:FLABel:IPVersion? <wsp><Criterion>,[<Next Header>]

Parameter(s)

Criterion:

The program data syntax for the first parameter is defined as a <DECIMAL NUMERIC PROGRAM DATA> element.

Selects the filter criterion number from 1 to 4.

Next Header:

The program data syntax for the second parameter is defined as a <DECIMAL NUMERIC PROGRAM DATA> element.

Selects the IPv6 Flow Label.

This parameter is optional. If no token is specified, the current Flow Label value is returned.

MAXimum: Biggest supported value

MINimum: Smallest supported value

DEFault: Default value

Response Syntax

<Precedence>

Response(s)

Precedence:

The response data syntax for the first parameter is defined as a <NR1 NUMERIC RESPONSE DATA> element.

Returns the value of IPv6 Flow Label.

Example(s)

SENS:DATA:TEL:ETH:FMAT:FILT:FLAB:IPV 1, 23

SENS:DATA:TEL:ETH:FMAT:FILT:FLAB:IPV? 1

Returns: 23

See Also

SENSe:DATA:TELecom:ETHernet:STReam:FILTer:NHE:IPV

SENSe:DATA:TELecom:ETHernet:STReam:FILTer:NHE:IPV?

:SENSe:DATA:TELecom:ETHernet:FMATch:FILTer:FRAMe:FORMat

Description

This command sets the Frame Format, if filter type is Frame Format for a specific Filter No.

At *RST condition, this value is set to ETHERNETII.

Navigation Path: Functions- > Packet Capture > Trigger Type > Field Match > CONFig > Filter CONFig > Mask

Syntax

:SENSe:DATA:TELecom:ETHernet:FMATch:FILTer:FRAMe:FORMat <wsp><Criterion>, <Format>

Parameter(s)

Criterion:

The program data syntax for the first parameter is defined as a <DECIMAL NUMERIC PROGRAM DATA> element.

Selects the filter criterion number from 1 to 4.

Format:

The program data syntax for the second parameter is defined as a <CHARACTER PROGRAM DATA> element.

Selects the frame format.

ETHERNETII: Ethernet II

IEEE8023LLCSNAP: 802.3 SNAP

Response Syntax

<Precedence>

Example(s)

SENS:DATA:TEL:ETH:FMAT:FILT:TYPE 1, FFORMAT

SENS:DATA:TEL:ETH:FMAT:FILT:FRAM:FORM 1, ETHERNETII

SENS:DATA:TEL:ETH:FMAT:FILT:FRAM:FORM? 1

Returns: ETHERNETII

See Also

SENSe:DATA:TELecom:ETHernet:STReam:FILTer:TYPE 1, 1, DMAC

SENSe:DATA:TELecom:ETHernet:STReam:FILTer:TYPE? 1, 1

:SENSe:DATA:TELecom:ETHernet:FMATch:FILTer:FRAMe:FORMat?

Description

This query returns the Frame Format, if filter type is Frame Format for a specific Filter No.

At *RST condition, this value is set to ETHERNETII.

Navigation Path: Functions- > Packet Capture > Trigger Type > Field Match > CONFig > Filter CONFig > Mask

Syntax

:SENSe:DATA:TELecom:ETHernet:FMATch:FILTer:FRAMe:FORMat? <wsp><Criterion>

Parameter(s)

Criterion:

The program data syntax for the first parameter is defined as a <DECIMAL NUMERIC PROGRAM DATA> element.

Selects the filter criterion number from 1 to 4.

Response Syntax

<Type>

Response(s)

Type:

The response data syntax for the first parameter is defined as a <CHARACTER RESPONSE DATA> element.

Returns frame format.

ETHERNETII, Ethernet II is current frame format.

IEEE8023LlcSnap, 802.3 SNAP is current frame format.

Example(s)

SENS:DATA:TEL:ETH:FMAT:FILT:TYPE 1, FFORMAT

SENS:DATA:TEL:ETH:FMAT:FILT:FRAM:FORM 1, ETHERNETII

SENS:DATA:TEL:ETH:FMAT:FILT:FRAM:FORM? 1

Returns: ETHERNETII

See Also

SENSe:DATA:TELecom:ETHernet:STReam:FILTer:TYPE 1, 1, DMAC

SENSe:DATA:TELecom:ETHernet:STReam:FILTer:TYPE? 1, 1

:SENSe:DATA:TELecom:ETHernet:FMATch:FILTer:IPPRotocol

Description

This command sets IP Protocol value, if the filter type is IP Protocol for a specific Filter Number.

At *RST condition, this value is set to 17.

Navigation Path: Functions > Filters & Packet Capture > Packet Capture > Field Match > CONFig > Filter CONFig

Syntax

:SENSe:DATA:TELecom:ETHernet:FMATch:FILTer:IPPRotocol <wsp><Criterion>, <Ipprotocol>

Parameter(s)

Criterion:

The program data syntax for the first parameter is defined as a <DECIMAL NUMERIC PROGRAM DATA> element.

Selects the filter criterion number from 1 to 4.

Ipprotocol:

The program data syntax for the second parameter is defined as a <DECIMAL NUMERIC PROGRAM DATA> element.

Sets the filter IP protocol value.

MAXimum: Biggest supported value

MINimum: Smallest supported value

DEFault: Default value

Response Syntax

<Type>

Example(s)

SENS:DATA:TEL:ETH:FMATch:FILT:IPPR 1, 17

SENS:DATA:TEL:ETH:FMATch:FILT:IPPR? 1

Returns: 17

See Also

SENSe:DATA:TELecom:ETHernet:STReam:FILTer:ETHertype

SENSe:DATA:TELecom:ETHernet:STReam:FILTer:ETHertype?

:SENSe:DATA:TELecom:ETHernet:FMATch:FILTer:IPPRotocol?

Description

This query returns the IP Protocol value, if the filter type is IP Protocol for a specific Filter Number.

At *RST condition, this value is set to 17.

Navigation Path: Functions > Filters & Packet Capture > Packet Capture > Field Match > CONFig > Filter CONFig

Syntax

:SENSe:DATA:TELecom:ETHernet:FMATch:FILTer:IPPRotocol? <wsp><Criterion>,[<Ipprotocol>]

Parameter(s)

Criterion:

The program data syntax for the first parameter is defined as a <DECIMAL NUMERIC PROGRAM DATA> element.

Selects the filter criterion number from 1 to 4.

Ipprotocol:

The program data syntax for the second parameter is defined as a <CHARACTER PROGRAM DATA> element.

Gets the filter IP protocol value.

MAXimum: Biggest supported value

MINimum: Smallest supported value

DEFault: Default value

Response Syntax

<Ipprotocol>

Response(s)

Ipprotocol:

The response data syntax for the first parameter is defined as a <NR1 NUMERIC RESPONSE DATA> element.

Returns the IP Protocol value.

Example(s)

SENS:DATA:TEL:ETH:FMATch:FILT:IPPR 1, 17

SENS:DATA:TEL:ETH:FMATch:FILT:IPPR? 1

Returns: 17

See Also

SENSe:DATA:TELecom:ETHernet:STReam:FILTer:MASK:ETHertype

SENSe:DATA:TELecom:ETHernet:STReam:FILTer:MASK:ETHertype?

:SENSe:DATA:TELecom:ETHernet:FMATch:FILTer:MASK:DESTination:IP

Description

This command sets the Mask Destination IP address, if the filter type is IP Address Destination for a specific Filter Number.

At *RST condition, this value is set to 255.255.255.255.

Navigation Path: Functions > Filters & Packet Capture > Packet Capture > Field Match > CONFig > Filter CONFig

Syntax

:SENSe:DATA:TELecom:ETHernet:FMATch:FILTer:MASK:DESTination:IP <wsp><Criterion>, <Address>

Parameter(s)

Criterion:

The program data syntax for the first parameter is defined as a <DECIMAL NUMERIC PROGRAM DATA> element.

Selects the filter criterion number from 1 to 4.

Address:

The program data syntax for the second parameter is defined as a <STRING PROGRAM DATA> element.

Selects the Mask Destination IP address.

Response Syntax

<Ipprotocol>

Example(s)

SENS:DATA:TEL:ETH:FMAT:FILT:MASK:DEST:IP 2,255.255.255.255

SENS:DATA:TEL:ETH:FMAT:FILT:MASK:DEST:IP? 2

Returns: 255.255.255.255

See Also

SENSe:DATA:TELecom:ETHernet:STReam:FILTer:MASK:DESTination:MAC

SENSe:DATA:TELecom:ETHernet:STReam:FILTer:MASK:DESTination:MAC?

:SENSe:DATA:TELecom:ETHernet:FMATch:FILTer:MASK:DESTination:IP?

Description

This query returns the Mask Destination IP address, if the filter type is IP Address Destination for a specific Filter Number.

At *RST condition, this value is set to 255.255.255.255.

Navigation Path: Functions > Filters & Packet Capture > Packet Capture > Field Match > CONFig > Filter CONFig

Syntax

:SENSe:DATA:TELecom:ETHernet:FMATch:FILTer:MASK:DESTination:IP? <wsp><Criterion>

Parameter(s)

Criterion:

The program data syntax for the first parameter is defined as a <DECIMAL NUMERIC PROGRAM DATA> element.

Selects the filter criterion number from 1 to 4.

Response Syntax

<Address>

Response(s)

Address:

The response data syntax for the first parameter is defined as a <STRING RESPONSE DATA> element.

Returns the masked Destination IP address.

Example(s)

SENS:DATA:TEL:ETH:FMAT:FILT:MASK:DEST:IP 2,255.255.255.255

SENS:DATA:TEL:ETH:FMAT:FILT:MASK:DEST:IP? 2

Returns: 255.255.255.255

See Also

SENSe:DATA:TELecom:ETHernet:STReam:FILTer:MASK:DESTination:MAC

SENSe:DATA:TELecom:ETHernet:STReam:FILTer:MASK:DESTination:MAC?

:SENSe:DATA:TELecom:ETHernet:FMATch:FILTer:MASK:DESTination:IPVersion

Description

This command sets the Mask Destination IPv6 address, if the filter type is IPv6 Address Destination for a specific Filter Number.

At *RST condition, this value is set to FFFF:FFFF:FFFF:FFFF:FFFF:FFFF:FFFF:FFFF.

Navigation Path: Functions > Packet Capture > Trigger Type > Field Match > CONFig > Filter CONFig

Syntax

:SENSe:DATA:TELecom:ETHernet:FMATch:FILTer:MASK:DESTination:IPVersion <wsp><Criterion>, <Address>

Parameter(s)

Criterion:

The program data syntax for the first parameter is defined as a <DECIMAL NUMERIC PROGRAM DATA> element.

Selects the filter criterion number from 1 to 4.

Address:

The program data syntax for the second parameter is defined as a <STRING PROGRAM DATA> element.

Selects the Mask Destination IPv6 address.

Response Syntax

<Address>

Example(s)

SENS:DATA:TEL:ETH:FMAT:FILT:MASK:DEST:IPV 1, 0000:0000:0000:0000:0000:0000:0000:0000

SENS:DATA:TEL:ETH:FMAT:FILT:MASK:DEST:IPV? 1

Returns: 0000:0000:0000:0000:0000:0000:0000:0000

See Also

SENSe:DATA:TELecom:ETHernet:STReam:FILTer:MASK:SOUR:IPV

SENSe:DATA:TELecom:ETHernet:STReam:FILTer:MASK:SOUR:IPV?

:SENSe:DATA:TELecom:ETHernet:FMATch:FILTer:MASK:DESTination:IPVersion?

Description

This query returns the Mask Destination IPv6 address, if the filter type is IPv6 Address Destination for a specific Filter Number.

At *RST condition, this value is set to FFFF:FFFF:FFFF:FFFF:FFFF:FFFF:FFFF:FFFF.

Navigation Path: Functions > Packet Capture > Trigger Type > Field Match > CONFig > Filter CONFig

Syntax

:SENSe:DATA:TELecom:ETHernet:FMATch:FILTer:MASK:DESTination:IPVersion? <wsp><Criterion>

Parameter(s)

Criterion:

The program data syntax for the first parameter is defined as a <DECIMAL NUMERIC PROGRAM DATA> element.

Selects the filter criterion number from 1 to 4.

Response Syntax

<Address>

Response(s)

Address:

The response data syntax for the first parameter is defined as a <STRING RESPONSE DATA> element.

Returns the masked Destination IPv6 address.

Example(s)

SENS:DATA:TEL:ETH:FMAT:FILT:MASK:DEST:IPV 1, 0000:0000:0000:0000:0000:0000:0000:0000

SENS:DATA:TEL:ETH:FMAT:FILT:MASK:DEST:IPV? 1

Returns: 0000:0000:0000:0000:0000:0000:0000:0000

See Also

SENSe:DATA:TELecom:ETHernet:STReam:FILTer:MASK:SOUR:IPV

SENSe:DATA:TELecom:ETHernet:STReam:FILTer:MASK:SOUR:IPV?

:SENSe:DATA:TELecom:ETHernet:FMATch:FILTer:MASK:DESTination:MAC

Description	This command sets the Mask Destination MAC address, if the filter type is MAC Address Destination for a specific Filter Number. At *RST condition, this value is set to FF:FF:FF:FF:FF:FF. Navigation Path: Functions > Filters & Packet Capture > Packet Capture > Field Match > CONFig > Filter CONFig
Syntax	:SENSe:DATA:TELecom:ETHernet:FMATch:FILTer:MASK:DESTination:MAC <wsp><Criterion>, <Address>
Parameter(s)	**Criterion**: The program data syntax for the first parameter is defined as a <DECIMAL NUMERIC PROGRAM DATA> element. Selects the filter criterion number from 1 to 4. **Address**: The program data syntax for the second parameter is defined as a <STRING PROGRAM DATA> element. Selects the Mask Destination MAC address.
Response Syntax	<Address>
Example(s)	SENS:DATA:TEL:ETH:FMAT:FILT:MASK:DEST:MAC 2,FF:FF:FF:FF:FF:FF SENS:DATA:TEL:ETH:FMAT:FILT:MASK:DEST:MAC? 2 Returns: FF:FF:FF:FF:FF:FF
See Also	SENSe:DATA:TELecom:ETHernet:STReam:FILTer:MASK:DESTination:IP SENSe:DATA:TELecom:ETHernet:STReam:FILTer:MASK:DESTination:IP?

:SENSe:DATA:TELecom:ETHernet:FMATch:FILTer:MASK:DESTination:MAC?

Description

This query returns the Mask Destination MAC address, if the filter type is MAC Address Destination for a specific Filter Number.

At *RST condition, this value is set to FF:FF:FF:FF:FF:FF.

Navigation Path: Functions > Filters & Packet Capture > Packet Capture > Field Match > CONFig > Filter CONFig

Syntax

:SENSe:DATA:TELecom:ETHernet:FMATch:FILTer:MASK:DESTination:MAC?<wsp><Criterion>

Parameter(s)

Criterion:

The program data syntax for the first parameter is defined as a <DECIMAL NUMERIC PROGRAM DATA> element.

Selects the filter criterion number from 1 to 4.

Response Syntax

<Address>

Response(s)

Address:

The response data syntax for the first parameter is defined as a <STRING RESPONSE DATA> element.

Returns the masked Destination MAC address.

Example(s)

SENS:DATA:TEL:ETH:FMAT:FILT:MASK:DEST:MAC 2,FF:FF:FF:FF:FF:FF

SENS:DATA:TEL:ETH:FMAT:FILT:MASK:DEST:MAC? 2

Returns: FF:FF:FF:FF:FF:FF

See Also

SENSe:DATA:TELecom:ETHernet:STReam:FILTer:MASK:DESTination:IP

SENSe:DATA:TELecom:ETHernet:STReam:FILTer:MASK:DESTination:IP?

:SENSe:DATA:TELecom:ETHernet:FMATch:FILTer:MASK:DESTination:TCP

Description

This command sets the Mask TCP Destination Port, if the filter type is TCP Destination Port for a specific Filter Number.

At *RST condition, this value is set to 65535.

Navigation Path: Functions > Packet Capture > Trigger Type > Field Match > CONFig > Filter CONFig

Syntax

:SENSe:DATA:TELecom:ETHernet:FMATch:FILTer:MASK:DESTination:TCP <wsp><Criterion>, <port>

Parameter(s)

Criterion:

The program data syntax for the first parameter is defined as a <DECIMAL NUMERIC PROGRAM DATA> element.

Selects the filter criterion number from 1 to 4.

port:

The program data syntax for the second parameter is defined as a <DECIMAL NUMERIC PROGRAM DATA> element.

Selects the Mask Destination TCP Port address.

MAXimum: Biggest supported value

MINimum: Smallest supported value

Response Syntax

<Address>

Example(s)

SENS:DATA:TEL:ETH:FMAT:FILT:MASK:DEST:TCP 1, 23

SENS:DATA:TEL:ETH:FMAT:FILT:MASK:DEST:TCP? 1

Returns: 23

See Also

SENSe:DATA:TELecom:ETHernet:STReam:FILTer:MASK:DESTination:TCP

SENSe:DATA:TELecom:ETHernet:STReam:FILTer:MASK:DESTination:TCP?

:SENSe:DATA:TELecom:ETHernet:FMATch:FILTer:MASK:DESTination:TCP?

Description

This query returns the Mask TCP Destination Port, if the filter type is TCP Destination Port for a specific Filter Number.

At *RST condition, this value is set to 65535.

Navigation Path: Functions > Packet Capture > Trigger Type > Field Match > CONFig > Filter CONFig

Syntax

:SENSe:DATA:TELecom:ETHernet:FMATch:FILTer:MASK:DESTination:TCP?<wsp><Criterion>,[<TCP Destination Port>]

Parameter(s)

Criterion:

The program data syntax for the first parameter is defined as a <DECIMAL NUMERIC PROGRAM DATA> element.

Selects the filter criterion number from 1 to 4.

TCP Destination Port:

The program data syntax for the second parameter is defined as a <DECIMAL NUMERIC PROGRAM DATA> element.

Selects the Mask Destination TCP Port address.

This parameter is optional. If no token is specified, the current Mask Destination TCP Port address value is returned.

MAXimum: Biggest supported value

MINimum: Smallest supported value

Response Syntax

<port>

Response(s)

port:

The response data syntax for the first parameter is defined as a <NR1 NUMERIC RESPONSE DATA> element.

Returns the masked Destination TCP Port address.

Example(s)

SENS:DATA:TEL:ETH:FMAT:FILT:MASK:DEST:TCP 1, 23

SENS:DATA:TEL:ETH:FMAT:FILT:MASK:DEST:TCP? 1

Returns: 23

See Also

SENSe:DATA:TELecom:ETHernet:STReam:FILTer:MASK:DESTination:TCP

SENSe:DATA:TELecom:ETHernet:STReam:FILTer:MASK:DESTination:TCP?

:SENSe:DATA:TELecom:ETHernet:FMATch:FILTer:MASK:DESTination:UDP

Description

This command sets the Mask UDP Destination Port, if the filter type is UDP Destination Port for a specific Filter Number.

At *RST condition, this value is set to 0xFFFF.

Navigation Path: Functions > Filters & Packet Capture > Packet Capture > Field Match > CONFig > Filter CONFig

Syntax

:SENSe:DATA:TELecom:ETHernet:FMATch:FILTer:MASK:DESTination:UDP <wsp><Criterion>, <port>

Parameter(s)

Criterion:

The program data syntax for the first parameter is defined as a <DECIMAL NUMERIC PROGRAM DATA> element.

Selects the filter criterion number from 1 to 4.

port:

The program data syntax for the second parameter is defined as a <NONDECIMAL NUMERIC PROGRAM DATA> element.

Selects the Mask Destination UDP port address.

Response Syntax

<port>

Example(s)

SENS:DATA:TEL:ETH:FMAT:FILT:MASK:DEST:UDP 2,#HAB

SENS:DATA:TEL:ETH:FMAT:FILT:MASK:DEST:UDP? 2

Returns: 171

See Also

SENSe:DATA:TELecom:ETHernet:STReam:FILTer:MASK:DESTination:UDP

SENSe:DATA:TELecom:ETHernet:STReam:FILTer:MASK:DESTination:UDP?

:SENSe:DATA:TELecom:ETHernet:FMATch:FILTer:MASK:DESTination:UDP?

Description

This query returns the Mask UDP Destination Port, if the filter type is UDP Destination Port for a specific Filter Number.

At *RST condition, this value is set to 0xFFFF.

Navigation Path: Functions > Filters & Packet Capture > Packet Capture > Field Match > CONFig > Filter CONFig

Syntax

:SENSe:DATA:TELecom:ETHernet:FMATch:FILTer:MASK:DESTination:UDP? <wsp><Criterion>

Parameter(s)

Criterion:

The program data syntax for the first parameter is defined as a <DECIMAL NUMERIC PROGRAM DATA> element.

Selects the filter criterion number from 1 to 4.

Response Syntax

<port>

Response(s)

port:

The response data syntax for the first parameter is defined as a <NR1 NUMERIC RESPONSE DATA> element.

Returns the masked Destination UDP Port address.

Example(s)

SENS:DATA:TEL:ETH:FMAT:FILT:MASK:DEST:UDP 2,#HAB

SENS:DATA:TEL:ETH:FMAT:FILT:MASK:DEST:UDP? 2

Returns: 171

See Also

SENSe:DATA:TELecom:ETHernet:STReam:FILTer:MASK:DESTination:UDP

SENSe:DATA:TELecom:ETHernet:STReam:FILTer:MASK:DESTination:UDP?

:SENSe:DATA:TELecom:ETHernet:FMATch:FILTer:MASK:DSERvices

Description

This command sets the Mask Differentiated Services, if the filter type is Diff Serv for a specific Filter Number.

At *RST condition, this value is set to 111111.

Navigation Path: Functions > Filters & Packet Capture > Packet Capture > Field Match > CONFig > Filter CONFig

Syntax

:SENSe:DATA:TELecom:ETHernet:FMATch:FILTer:MASK:DSERvices <wsp><Criterion>, <Dservices>

Parameter(s)

Criterion:

The program data syntax for the first parameter is defined as a <DECIMAL NUMERIC PROGRAM DATA> element.

Selects the filter criterion number from 1 to 4.

Dservices:

The program data syntax for the second parameter is defined as a <DECIMAL NUMERIC PROGRAM DATA> element.

Selects the Mask Differentiated Services.

MAXimum: Biggest supported value

MINimum: Smallest supported value

DEFault: Default value

Response Syntax

<port>

Example(s)

SENS:DATA:TEL:ETH:FMAT:FILT:MASK:DSER 2,21

SENS:DATA:TEL:ETH:FMAT:FILT:MASK:DSER? 2

Returns: 21

See Also

SENSe:DATA:TELecom:ETHernet:STReam:FILTer:MASK:DSERvices?

:SENSe:DATA:TELecom:ETHernet:FMATch:FILTer:MASK:DSERvices:IPVersion

Description

This command sets the Mask IPv6 Differentiated Services, if the filter type is IPv6DiffServ for a specific Filter Number.

At *RST condition, this value is set to 63.

Navigation Path: Functions > Packet Capture > Trigger Type > Field Match > CONFig > Filter CONFig

Syntax

:SENSe:DATA:TELecom:ETHernet:FMATch:FILTer:MASK:DSERvices:IPVersion <wsp><Criterion>, <Dservices>

Parameter(s)

Criterion:

The program data syntax for the first parameter is defined as a <DECIMAL NUMERIC PROGRAM DATA> element.

Selects the filter criterion number from 1 to 4.

Dservices:

The program data syntax for the second parameter is defined as a <DECIMAL NUMERIC PROGRAM DATA> element.

Selects the Mask IPv6 Differentiated Services.

MAXimum: Biggest supported value

MINimum: Smallest supported value

Response Syntax

<port>

Example(s)

SENS:DATA:TEL:ETH:FMAT:FILT:TYPE 1, IPVDIFFSERV

SENS:DATA:TEL:ETH:FMAT:FILT:MASK:DSER:IPV 1, 23

SENS:DATA:TEL:ETH:FMAT:FILT:MASK:DSER:IPV? 1

Returns: 23

See Also

SENSe:DATA:TELecom:ETHernet:STReam:FILTer:MASK:DSERvices:IPV?

:SENSe:DATA:TELecom:ETHernet:FMATch:FILTer:MASK:DSERvices:IPVersion?

Description

This query returns the Mask IPv6 Differentiated Services, if the filter type is IPv6DiffServ for a specific Filter Number.

At *RST condition, this value is set to 63.

Navigation Path: Functions > Packet Capture > Trigger Type > Field Match > CONFig > Filter CONFig

Syntax

:SENSe:DATA:TELecom:ETHernet:FMATch:FILTer:MASK:DSERvices:IPVersion? <wsp><Criterion>,[<Dservices>]

Parameter(s)

Criterion:

The program data syntax for the first parameter is defined as a <DECIMAL NUMERIC PROGRAM DATA> element.

Selects the filter criterion number from 1 to 4.

Dservices:

The program data syntax for the second parameter is defined as a <DECIMAL NUMERIC PROGRAM DATA> element.

Retrieve the value for masked differentiated services.

MAXimum: Biggest supported value

MINimum: Smallest supported value

Response Syntax

<Dservices>

Response(s)

Dservices:

The response data syntax for the first parameter is defined as a <NR1 NUMERIC RESPONSE DATA> element.

Returns the masked IPv6 Differentiated Services value.

Example(s)

SENS:DATA:TEL:ETH:FMAT:FILT:TYPE 1, IPVDIFFSERV

SENS:DATA:TEL:ETH:FMAT:FILT:MASK:DSER:IPV 1, 23

SENS:DATA:TEL:ETH:FMAT:FILT:MASK:DSER:IPV? 1

Returns: 23

See Also

SENSe:DATA:TELecom:ETHernet:STReam:FILTer:MASK:DSERvices:IPV

:SENSe:DATA:TELecom:ETHernet:FMATch:FILTer:MASK:DSERvices?

Description

This query returns the Mask Differentiated Services, if the filter type is Diff Serv for a specific Filter Number.

At *RST condition, this value is set to 111111.

Navigation Path: Functions > Filters & Packet Capture > Packet Capture > Field Match > CONFig > Filter CONFig

Syntax

:SENSe:DATA:TELecom:ETHernet:FMATch:FILTer:MASK:DSERvices? <wsp><Criterion>,[<Dservices>]

Parameter(s)

Criterion:

The program data syntax for the first parameter is defined as a <DECIMAL NUMERIC PROGRAM DATA> element.

Selects the filter criterion number from 1 to 4.

Dservices:

The program data syntax for the second parameter is defined as a <CHARACTER PROGRAM DATA> element.

Retrieve the value for masked differentiated services.

MAXimum: Biggest supported value

MINimum: Smallest supported value

DEFault: DEFault value

Response Syntax

<Dservices>

Response(s)

Dservices:

The response data syntax for the first parameter is defined as a <NR1 NUMERIC RESPONSE DATA> element.

Returns the masked Differentiated Services value.

Example(s)

SENS:DATA:TEL:ETH:FMAT:FILT:MASK:DSER 2,21

SENS:DATA:TEL:ETH:FMAT:FILT:MASK:DSER? 2

Returns: 21

See Also

SENSe:DATA:TELecom:ETHernet:STReam:FILTer:MASK:DSERvices

:SENSe:DATA:TELecom:ETHernet:FMATch:FILTer:MASK:ETHertype

Description

This command sets Mask Ether Type, if the filter type is Ether Type for a specific Filter Number.

At *RST condition, this value is set to 0xFFFF.

Navigation Path: Functions > Filters & Packet Capture > Packet Capture > Field Match > CONFig > Filter CONFig

Syntax

:SENSe:DATA:TELecom:ETHernet:FMATch:FILTer:MASK:ETHertype <wsp><Criterion>, <EtherType>

Parameter(s)

Criterion:

The program data syntax for the first parameter is defined as a <DECIMAL NUMERIC PROGRAM DATA> element.

Selects the filter criterion number from 1 to 4.

EtherType:

The program data syntax for the second parameter is defined as a <NONDECIMAL NUMERIC PROGRAM DATA> element.

Sets the Mask filter ether type value.

Response Syntax

<Dservices>

Example(s)

SENS:DATA:TEL:ETH:FMAT:FILT:MASK:ETH 2,#HAB

SENS:DATA:TEL:ETH:FMAT:FILT:MASK:ETH? 2

Returns: 171

See Also

SENSe:DATA:TELecom:ETHernet:STReam:FILTer:ETHertype

SENSe:DATA:TELecom:ETHernet:STReam:FILTer:ETHertype?

:SENSe:DATA:TELecom:ETHernet:FMATch:FILTer:MASK:ETHertype?

Description

This query returns the Mask Ether Type, if the filter type is Ether Type for a specific Filter Number.

At *RST condition, this value is set to 0xFFFF.

Navigation Path: Functions > Filters & Packet Capture > Packet Capture > Field Match > CONFig > Filter CONFig

Syntax

:SENSe:DATA:TELecom:ETHernet:FMATch:FILTer:MASK:ETHertype? <wsp><Criterion>

Parameter(s)

Criterion:

The program data syntax for the first parameter is defined as a <DECIMAL NUMERIC PROGRAM DATA> element.

Selects the filter criterion number from 1 to 4.

Response Syntax

<EtherType>

Response(s)

EtherType:

The response data syntax for the first parameter is defined as a <NR1 NUMERIC RESPONSE DATA> element.

Returns the Masked EtherType value.

Example(s)

SENS:DATA:TEL:ETH:FMAT:FILT:MASK:ETH 2,#HAB

SENS:DATA:TEL:ETH:FMAT:FILT:MASK:ETH? 2

Returns: 171

See Also

SENSe:DATA:TELecom:ETHernet:STReam:FILTer:ETHertype

SENSe:DATA:TELecom:ETHernet:STReam:FILTer:ETHertype?

:SENSe:DATA:TELecom:ETHernet:FMATch:FILTer:MASK:FLABel:IPVersion

Description

This command sets the Mask IPv6 Flow Label, if the filter type is IPv6 Flow Label for a specific Filter Number.

At *RST condition, this value is set to 1048575.

Navigation Path: Functions > Packet Capture > Trigger Type > Field Match > CONFig > Filter CONFig

Syntax

:SENSe:DATA:TELecom:ETHernet:FMATch:FILTer:MASK:FLABel:IPVersion <wsp><Criterion>, <Flow Label>

Parameter(s)

Criterion:

The program data syntax for the first parameter is defined as a <DECIMAL NUMERIC PROGRAM DATA> element.

Selects the filter criterion number from 1 to 4.

Flow Label:

The program data syntax for the second parameter is defined as a <DECIMAL NUMERIC PROGRAM DATA> element.

Selects the Mask IPv6 Flow Label.

MAXimum: Biggest supported value

MINimum: Smallest supported value

Response Syntax

<EtherType>

Example(s)

SENS:DATA:TEL:ETH:FMAT:FILT:MASK:FLAB:IPV 1, 23

SENS:DATA:TEL:ETH:FMAT:FILT:MASK:FLAB:IPV? 1

Returns: 23

See Also

SENSe:DATA:TELecom:ETHernet:STReam:FILTer:MASK:NHE:IPV

SENSe:DATA:TELecom:ETHernet:STReam:FILTer:MASK:NHE:IPV?

:SENSe:DATA:TELecom:ETHernet:FMATch:FILTer:MASK:FLABel:IPVersion?

Description

This query returns the value of Mask IPv6 Flow Label, if the filter type is IPv6 Flow Label for a specific Filter Number.

At *RST condition, this value is set to 1048575.

Navigation Path: Functions > Packet Capture > Trigger Type > Field Match > CONFig > Filter CONFig

Syntax

:SENSe:DATA:TELecom:ETHernet:FMATch:FILTer:MASK:FLABel:IPVersion?<wsp><Criterion>,[<Flow Label>]

Parameter(s)

Criterion:

The program data syntax for the first parameter is defined as a <DECIMAL NUMERIC PROGRAM DATA> element.

Selects the filter criterion number from 1 to 4.

Flow Label:

The program data syntax for the second parameter is defined as a <DECIMAL NUMERIC PROGRAM DATA> element.

Selects the Mask IPv6 Flow Label.

This parameter is optional. If no token is specified, the current Mask IPv6 Flow Label value is returned.

MAXimum: Biggest supported value

MINimum: Smallest supported value

Response Syntax

<Precedence>

Response(s)

Precedence:

The response data syntax for the first parameter is defined as a <NR1 NUMERIC RESPONSE DATA> element.

Returns the value of MaskIPv6 Flow Label.

Example(s)

SENS:DATA:TEL:ETH:FMAT:FILT:MASK:FLAB:IPV 1, 23

SENS:DATA:TEL:ETH:FMAT:FILT:MASK:FLAB:IPV? 1

Returns: 23

See Also

SENSe:DATA:TELecom:ETHernet:STReam:FILTer:MASK:NHE:IPV

SENSe:DATA:TELecom:ETHernet:STReam:FILTer:MASK:NHE:IPV?

:SENSe:DATA:TELecom:ETHernet:FMATch:FILTer:MASK:IPPRotocol

Description

This command sets Mask IP Protocol, if the filter type is IP Protocol for a specific Filter Number.

At *RST condition, this value is set to 0xFF.

Navigation Path: Functions > Filters & Packet Capture > Packet Capture > Field Match > CONFig > Filter CONFig

Syntax

:SENSe:DATA:TELecom:ETHernet:FMATch:FILTer:MASK:IPPRotocol <wsp><Criterion>, <Ipprotocol>

Parameter(s)

Criterion:

The program data syntax for the first parameter is defined as a <DECIMAL NUMERIC PROGRAM DATA> element.

Selects the filter criterion number from 1 to 4.

Ipprotocol:

The program data syntax for the second parameter is defined as a <NONDECIMAL NUMERIC PROGRAM DATA> element.

Sets the Mask IP protocol value.

Response Syntax

<Precedence>

Example(s)

SENS:DATA:TEL:ETH:FMAT:FILT:MASK:IPPR 2,#HFF

SENS:DATA:TEL:ETH:FMAT:FILT:MASK:IPPR? 2

Returns: #HFF

See Also

SENSe:DATA:TELecom:ETHernet:STReam:FILTer:IPPRotocol

SENSe:DATA:TELecom:ETHernet:STReam:FILTer:IPPRotocol?

:SENSe:DATA:TELecom:ETHernet:FMATch:FILTer:MASK:IPPRotocol?

Description

This query returns the Mask IP Protocol, if the filter type is IP Protocol for a specific Filter Number.

At *RST condition, this value is set to 0xFF.

Navigation Path: Functions > Filters & Packet Capture > Packet Capture > Field Match > CONFig > Filter CONFig

Syntax

:SENSe:DATA:TELecom:ETHernet:FMATch:FILTer:MASK:IPPRotocol? <wsp><Criterion>

Parameter(s)

Criterion:

The program data syntax for the first parameter is defined as a <DECIMAL NUMERIC PROGRAM DATA> element.

Selects the filter criterion number from 1 to 4.

Response Syntax

<Ipprotocol>

Response(s)

Ipprotocol:

The response data syntax for the first parameter is defined as a <NR1 NUMERIC RESPONSE DATA> element.

Returns the Masked IP Protocol.

Example(s)

SENS:DATA:TEL:ETH:FMAT:FILT:MASK:IPPR 2,#HFF

SENS:DATA:TEL:ETH:FMAT:FILT:MASK:IPPR? 2

Returns: 255

See Also

SENSe:DATA:TELecom:ETHernet:STReam:FILTer:IPPRotocol

SENSe:DATA:TELecom:ETHernet:STReam:FILTer:IPPRotocol?

:SENSe:DATA:TELecom:ETHernet:FMATch:FILTer:MASK:MCOS[1..n]

Description

This command sets the Multi-Protocol Label switching Cost of Service MPLS COS value of IPv6.

At *RST condition, this value is set to 1.

Navigation Path: Functions- > Packet Capture > Trigger Type > Field Match > CONFig > Filter CONFig > Mask

Syntax

:SENSe:DATA:TELecom:ETHernet:FMATch:FILTer:MASK:MCOS[1..n] <wsp><Criterion>, <Tclass>

Parameter(s)

Criterion:

The program data syntax for the first parameter is defined as a <DECIMAL NUMERIC PROGRAM DATA> element.

Selects the filter criterion number from 1 to 4.

Tclass:

The program data syntax for the second parameter is defined as a <DECIMAL NUMERIC PROGRAM DATA> element.

Sets the MPLS COS value of IPv6 value.

Range:1-7

Response Syntax

<Ipprotocol>

Example(s)

SENS:DATA:TEL:ETH:FMAT:FILT:TYPE 1, MCOS1

SENS:DATA:TEL:ETH:FMAT:FILT:MASK:MCOS1 1, 4

SENS:DATA:TEL:ETH:FMAT:FILT:MASK:MCOS1? 1

Returns: 4

See Also

SENSe:DATA:TELecom:ETHernet:STReam:FILTer:MASK:MLABel?

SENSe:DATA:TELecom:ETHernet:STReam:FILTer:TYPE

:SENSe:DATA:TELecom:ETHernet:FMATch:FILTer:MASK:MCOS[1..n]?

Description

This query returns the Multi-Protocol Label switching Cost of Service MPLS COS value of IPv6.

At *RST condition, this value is set to 1.

Navigation Path: Functions- > Packet Capture > Trigger Type > Field Match > CONFig > Filter CONFig > Mask

Syntax

:SENSe:DATA:TELecom:ETHernet:FMATch:FILTer:MASK:MCOS[1..n]? <wsp><Criterion>,[<MPLS COS Value>]

Parameter(s)

Criterion:

The program data syntax for the first parameter is defined as a <DECIMAL NUMERIC PROGRAM DATA> element.

Selects the filter criterion number from 1 to 4.

MPLS COS Value:

The program data syntax for the second parameter is defined as a <DECIMAL NUMERIC PROGRAM DATA> element.

This parameter is optional. If no token is specified, the current MPLS Mask COS value is returned.

Response Syntax

<Precedence>

Response(s)

Precedence:

The response data syntax for the first parameter is defined as a <NR1 NUMERIC RESPONSE DATA> element.

Returns MPLS COS value.

Example(s)

SENS:DATA:TEL:ETH:FMAT:FILT:TYPE 1, MCOS1

SENS:DATA:TEL:ETH:FMAT:FILT:MASK:MCOS1 1, 4

SENS:DATA:TEL:ETH:FMAT:FILT:MASK:MCOS1? 1

Returns: 4

See Also

SENSe:DATA:TELecom:ETHernet:STReam:FILTer:MASK:MLABel

SENSe:DATA:TELecom:ETHernet:STReam:FILTer:TYPE

:SENSe:DATA:TELecom:ETHernet:FMATch:FILTer:MASK:MLABel[1..n]

Description

This command sets the Multi-Protocol Label switching(MPLS) Mask Next Header, if Filter Type is MPLS Next Header for a specific Filter No.

At *RST condition, this value is set to 1.

Navigation Path: Functions- > Packet Capture > Trigger Type > Field Match > CONFig > Filter CONFig > Mask

Syntax

:SENSe:DATA:TELecom:ETHernet:FMATch:FILTer:MASK:MLABel[1..n] <wsp><Criterion>, <Nheader>

Parameter(s)

Criterion:

The program data syntax for the first parameter is defined as a <DECIMAL NUMERIC PROGRAM DATA> element.

Selects the filter criterion number from 1 to 4.

Nheader:

The program data syntax for the second parameter is defined as a <DECIMAL NUMERIC PROGRAM DATA> element.

Sets the MPLS Mask Next Header.

Range:1-1048575

Response Syntax

<Precedence>

Example(s)

SENS:DATA:TEL:ETH:FMAT:FILT:TYPE 1, MLABEL1

SENS:DATA:TEL:ETH:FMAT:FILT:MASK:MLAB1 1, 56

SENS:DATA:TEL:ETH:FMAT:FILT:MASK:MLAB1? 1

Returns: 56

See Also

SENSe:DATA:TELecom:ETHernet:STReam:FILTer:MASK:MCOS1?

SENSe:DATA:TELecom:ETHernet:STReam:FILTer:TYPE

:SENSe:DATA:TELecom:ETHernet:FMATch:FILTer:MASK:MLABel[1..n]?

Description

This query returns the Multi-Protocol Label switching(MPLS) Mask Next Header, if Filter Type is MPLS Next Header for a specific Filter No.

At *RST condition, this value is set to 1.

Navigation Path: Functions- > Packet Capture > Trigger Type > Field Match > CONFig > Filter CONFig > Mask

Syntax

:SENSe:DATA:TELecom:ETHernet:FMATch:FILTer:MASK:MLABel[1..n]? <wsp><Criterion>

Parameter(s)

Criterion:

The program data syntax for the first parameter is defined as a <DECIMAL NUMERIC PROGRAM DATA> element.

Selects the filter criterion number from 1 to 4.

Response Syntax

<Nheader>

Response(s)

Nheader:

The response data syntax for the first parameter is defined as a <NR1 NUMERIC RESPONSE DATA> element.

Returns the MPLS Mask Next Header.

Example(s)

SENS:DATA:TEL:ETH:FMAT:FILT:TYPE 1, MLABEL1

SENS:DATA:TEL:ETH:FMAT:FILT:MASK:MLAB1 1, 56

SENS:DATA:TEL:ETH:FMAT:FILT:MASK:MLAB1? 1

Returns: 56

See Also

SENSe:DATA:TELecom:ETHernet:STReam:FILTer:MASK:MCOS1

SENSe:DATA:TELecom:ETHernet:STReam:FILTer:TYPE

:SENSe:DATA:TELecom:ETHernet:FMATch:FILTer:MASK:NHEader:IPVersion

Description

This command sets the Mask IPv6 Next Header, if the filter type is IPv6 Next Header for a specific Filter Number.

At *RST condition, this value is set to 255.

Navigation Path: Functions > Packet Capture > Trigger Type > Field Match > CONFig > Filter CONFig

Syntax

:SENSe:DATA:TELecom:ETHernet:FMATch:FILTer:MASK:NHEader:IPVersion <wsp><Criterion>, <Next Header>

Parameter(s)

Criterion:

The program data syntax for the first parameter is defined as a <DECIMAL NUMERIC PROGRAM DATA> element.

Selects the filter criterion number from 1 to 4.

Next Header:

The program data syntax for the second parameter is defined as a <DECIMAL NUMERIC PROGRAM DATA> element.

Selects the Mask IPv6 Next Header.

MAXimum: Biggest supported value

MINimum: Smallest supported value

Response Syntax

<Nheader>

Example(s)

SENS:DATA:TEL:ETH:FMAT:FILT:MASK:NHE:IPV 1, 23

SENS:DATA:TEL:ETH:FMAT:FILT:MASK:NHE:IPV? 1

Returns: 23

See Also

SENSe:DATA:TELecom:ETHernet:STReam:FILTer: MASK:FLAB:IPV

SENSe:DATA:TELecom:ETHernet:STReam:FILTer: MASK:FLAB:IPV?

:SENSe:DATA:TELecom:ETHernet:FMATch:FILTer:MASK:NHEader:IPVersion?

Description

This query returns the value of Mask IPv6 Next Header, if the filter type is IPv6 Next Header for a specific Filter Number.

At *RST condition, this value is set to 255.

Navigation Path: Functions > Packet Capture > Trigger Type > Field Match > CONFig > Filter CONFig

Syntax

:SENSe:DATA:TELecom:ETHernet:FMATch:FILTer:MASK:NHEader:IPVersion? <wsp><Criterion>,[<Next Header>]

Parameter(s)

Criterion:

The program data syntax for the first parameter is defined as a <DECIMAL NUMERIC PROGRAM DATA> element.

Selects the filter criterion number from 1 to 4.

Next Header:

The program data syntax for the second parameter is defined as a <DECIMAL NUMERIC PROGRAM DATA> element.

Selects the Mask IPv6 Next Header.

This parameter is optional. If no token is specified, the current Mask IPv6Next Header value is returned.

MAXimum: Biggest supported value

MINimum: Smallest supported value

Response Syntax

<Precedence>

Response(s)

Precedence:

The response data syntax for the first parameter is defined as a <NR1 NUMERIC RESPONSE DATA> element.

Returns the value of Mask IPv6 Next Header.

Example(s)

SENS:DATA:TEL:ETH:FMAT:FILT:MASK:NHE:IPV 1, 23

SENS:DATA:TEL:ETH:FMAT:FILT:MASK:NHE:IPV? 1

Returns: 23

See Also

SENSe:DATA:TELecom:ETHernet:STReam:FILTer: MASK:FLAB:IPV

SENSe:DATA:TELecom:ETHernet:STReam:FILTer: MASK:FLAB:IPV?

:SENSe:DATA:TELecom:ETHernet:FMATch:FILTer:MASK:PRECedence

Description

This command sets the Mask Precedence, if the filter type is Precedence for a specific Filter Number.

At *RST condition, this value is set to 111.

Navigation Path: Functions > Filters & Packet Capture > Packet Capture > Field Match > CONFig > Filter CONFig

Syntax

:SENSe:DATA:TELecom:ETHernet:FMATch:FILTer:MASK:PRECedence <wsp><Criterion>, <Precedence>

Parameter(s)

Criterion:

The program data syntax for the first parameter is defined as a <DECIMAL NUMERIC PROGRAM DATA> element.

Selects the filter criterion number from 1 to 4.

Precedence:

The program data syntax for the second parameter is defined as a <DECIMAL NUMERIC PROGRAM DATA> element.

Selects the Mask Precedence.

MAXimum: Biggest supported value

MINimum: Smallest supported value

DEFault: Default value

Response Syntax

<Precedence>

Example(s)

SENS:DATA:TEL:ETH:FMAT:FILT:MASK:PREC 2,1

SENS:DATA:TEL:ETH:FMAT:FILT:MASK:PREC? 2

Returns: 1

See Also

SENSe:DATA:TELecom:ETHernet:STReam:FILTer:MASK:DSERvices

SENSe:DATA:TELecom:ETHernet:STReam:FILTer:MASK:DSERvices?

:SENSe:DATA:TELecom:ETHernet:FMATch:FILTer:MASK:PRECedence:IPVersion

Description

This command sets the Mask IPv6 Precedence, if the filter type is IPv6Precedence for a specific Filter Number.

At *RST condition, this value is set to 7.

Navigation Path: Functions > Packet Capture > Trigger Type > Field Match > CONFig > Filter CONFig

Syntax

:SENSe:DATA:TELecom:ETHernet:FMATch:FILTer:MASK:PRECedence:IPVersion <wsp><Criterion>, <Precedence>

Parameter(s)

Criterion:

The program data syntax for the first parameter is defined as a <DECIMAL NUMERIC PROGRAM DATA> element.

Selects the filter criterion number from 1 to 4.

Precedence:

The program data syntax for the second parameter is defined as a <DECIMAL NUMERIC PROGRAM DATA> element.

Selects the Mask IPv6 Precedence.

MAXimum: Biggest supported value

MINimum: Smallest supported value

Response Syntax

<Precedence>

Example(s)

SENS:DATA:TEL:ETH:FMAT:FILT:TYPE 1, IPVPRECEDENCE

SENS:DATA:TEL:ETH:FMAT:FILT:MASK:PREC:IPV 1, 23

SENS:DATA:TEL:ETH:FMAT:FILT:MASK:PREC:IPV? 1

Returns: 23

See Also

SENSe:DATA:TELecom:ETHernet:STReam:FILTer:MASK:DSERvices:IPV

SENSe:DATA:TELecom:ETHernet:STReam:FILTer:MASK:DSERvices:IPV?

:SENSe:DATA:TELecom:ETHernet:FMATch:FILTer:MASK:PRECedence:IPVersion?

Description

This query returns the Mask IPv6 Precedence, if the filter type is IPv6Precedence for a specific Filter Number.

At *RST condition, this value is set to 7.

Navigation Path: Functions > Packet Capture > Trigger Type > Field Match > CONFig > Filter CONFig

Syntax

:SENSe:DATA:TELecom:ETHernet:FMATch:FILTer:MASK:PRECedence:IPVersion? <wsp><Criterion>,[<Precedence>]

Parameter(s)

Criterion:

The program data syntax for the first parameter is defined as a <DECIMAL NUMERIC PROGRAM DATA> element.

Selects the filter criterion number from 1 to 4.

Precedence:

The program data syntax for the second parameter is defined as a <DECIMAL NUMERIC PROGRAM DATA> element.

Retrieve the value for masked precedence.

MAXimum: Biggest supported value

MINimum: Smallest supported value

Response Syntax

<Precedence>

Response(s)

Precedence:

The response data syntax for the first parameter is defined as a <NR1 NUMERIC RESPONSE DATA> element.

Returns the masked IPv6 Precedence value.

Example(s)

SENS:DATA:TEL:ETH:FMAT:FILT:TYPE 1, IPVPRECEDENCE

SENS:DATA:TEL:ETH:FMAT:FILT:MASK:PREC:IPV 1, 23

SENS:DATA:TEL:ETH:FMAT:FILT:MASK:PREC:IPV? 1

Returns: 23

See Also

SENSe:DATA:TELecom:ETHernet:STReam:FILTer:MASK:DSERvices:IPV

SENSe:DATA:TELecom:ETHernet:STReam:FILTer:MASK:DSERvices:IPV?

:SENSe:DATA:TELecom:ETHernet:FMATch:FILTer:MASK:PRECedence?

Description

This query returns the Mask Precedence, if the filter type is Precedence for a specific Filter Number.

At *RST condition, this value is set to 111.

Navigation Path: Functions > Filters & Packet Capture > Packet Capture > Field Match > CONFig > Filter CONFig

Syntax

:SENSe:DATA:TELecom:ETHernet:FMATch:FILTer:MASK:PRECedence? <wsp><Criterion>,[<Precedence>]

Parameter(s)

Criterion:

The program data syntax for the first parameter is defined as a <DECIMAL NUMERIC PROGRAM DATA> element.

Selects the filter criterion number from 1 to 4.

Precedence:

The program data syntax for the second parameter is defined as a <CHARACTER PROGRAM DATA> element.

MAXimum retrieve the value for masked precedence.

MAXimum: Biggest supported value

MINimum: Smallest supported value

DEFault: Default value

Response Syntax

<Precedence>

Response(s)

Precedence:

The response data syntax for the first parameter is defined as a <NR1 NUMERIC RESPONSE DATA> element.

Returns the masked Precedence value.

Example(s)

SENS:DATA:TEL:ETH:FMAT:FILT:MASK:PREC 2,1

SENS:DATA:TEL:ETH:FMAT:FILT:MASK:PREC? 2

Returns: 1

See Also

SENSe:DATA:TELecom:ETHernet:STReam:FILTer:MASK:DSERvices

SENSe:DATA:TELecom:ETHernet:STReam:FILTer:MASK:DSERvices?

:SENSe:DATA:TELecom:ETHernet:FMATch:FILTer:MASK:SOURce:IP

Description

This command sets the Mask Source IP Address, if the filter type is IP Address Source for a specific Filter Number.

At *RST condition, this value is set to 255.255.255.255.

Navigation Path: Functions > Filters & Packet Capture > Packet Capture > Field Match > CONFig > Filter CONFig

Syntax

:SENSe:DATA:TELecom:ETHernet:FMATch:FILTer:MASK:SOURce:IP <wsp><Criterion>, <Address>

Parameter(s)

Criterion:

The program data syntax for the first parameter is defined as a <DECIMAL NUMERIC PROGRAM DATA> element.

Selects the filter criterion number from 1 to 4.

Address:

The program data syntax for the second parameter is defined as a <STRING PROGRAM DATA> element.

Selects the Mask Source IP address.

Response Syntax

<Precedence>

Example(s)

SENS:DATA:TEL:ETH:FMAT:FILT:MASK:SOUR:IP 2,255.255.255.255

SENS:DATA:TEL:ETH:FMAT:FILT:MASK:SOUR:IP? 2

Returns: 255.255.255.255

See Also

SENSe:DATA:TELecom:ETHernet:STReam:FILTer:MASK:SOURce:MAC

SENSe:DATA:TELecom:ETHernet:STReam:FILTer:MASK:SOURce:MAC?

:SENSe:DATA:TELecom:ETHernet:FMATch:FILTer:MASK:SOURce:IP?

Description

This query returns the Mask Source IP Address, if the filter type is IP Address Source for a specific Filter Number.

At *RST condition, this value is set to 255.255.255.255.

Navigation Path: Functions > Filters & Packet Capture > Packet Capture > Field Match > CONFig > Filter CONFig

Syntax

:SENSe:DATA:TELecom:ETHernet:FMATch:FILTer:MASK:SOURce:IP? <wsp><Criterion>

Parameter(s)

Criterion:

The program data syntax for the first parameter is defined as a <DECIMAL NUMERIC PROGRAM DATA> element.

Selects the filter criterion number from 1 to 4.

Response Syntax

<Address>

Response(s)

Address:

The response data syntax for the first parameter is defined as a <STRING RESPONSE DATA> element.

Returns masked Source IP address.

Example(s)

SENS:DATA:TEL:ETH:FMAT:FILT:MASK:SOUR:IP 2,255.255.255.255

SENS:DATA:TEL:ETH:FMAT:FILT:MASK:SOUR:IP? 2

Returns: 255.255.255.255

See Also

SENSe:DATA:TELecom:ETHernet:STReam:FILTer:MASK:SOURce:MAC

SENSe:DATA:TELecom:ETHernet:STReam:FILTer:MASK:SOURce:MAC?

:SENSe:DATA:TELecom:ETHernet:FMATch:FILTer:MASK:SOURce:IPVersion

Description

This command sets the Mask Source IPv6 Address, if the filter type is IPv6 Address Source for a specific Filter Number.

At *RST condition, this value is set to FFFF:FFFF:FFFF:FFFF:FFFF:FFFF:FFFF:FFFF.

Navigation Path: Functions > Packet Capture > Trigger Type > Field Match > CONFig > Filter CONFig

Syntax

:SENSe:DATA:TELecom:ETHernet:FMATch:FILTer:MASK:SOURce:IPVersion <wsp><Criterion>, <Address>

Parameter(s)

Criterion:

The program data syntax for the first parameter is defined as a <DECIMAL NUMERIC PROGRAM DATA> element.

Selects the filter criterion number from 1 to 4.

Address:

The program data syntax for the second parameter is defined as a <STRING PROGRAM DATA> element.

Selects the Mask Source IPv6 address.

Response Syntax

<Address>

Example(s)

SENS:DATA:TEL:ETH:FMAT:FILT:MASK:SOUR:IPV 1, 0000:0000:0000:0000:0000:0000:0000:0000

SENS:DATA:TEL:ETH:FMAT:FILT:MASK:SOUR:IPV? 1

Returns: 0000:0000:0000:0000:0000:0000:0000:0000

See Also

SENSe:DATA:TELecom:ETHernet:STReam:FILTer:MASK:DEST:IPV

SENSe:DATA:TELecom:ETHernet:STReam:FILTer:MASK:DEST:IPV?

:SENSe:DATA:TELecom:ETHernet:FMATch:FILTer:MASK:SOURce:IPVersion?

Description

This query returns the Mask Source IPv6 Address, if the filter type is IPv6 Address Source for a specific Filter Number.

At *RST condition, this value is set to FFFF:FFFF:FFFF:FFFF:FFFF:FFFF:FFFF:FFFF.

Navigation Path: Functions > Packet Capture > Trigger Type > Field Match > CONFig > Filter CONFig

Syntax

:SENSe:DATA:TELecom:ETHernet:FMATch:FILTer:MASK:SOURce:IPVersion?<wsp><Criterion>

Parameter(s)

Criterion:

The program data syntax for the first parameter is defined as a <DECIMAL NUMERIC PROGRAM DATA> element.

Selects the filter criterion number from 1 to 4.

Response Syntax

<Address>

Response(s)

Address:

The response data syntax for the first parameter is defined as a <STRING RESPONSE DATA> element.

Returns masked Source IPv6 address.

Example(s)

SENS:DATA:TEL:ETH:FMAT:FILT:MASK:SOUR:IPV 1, 0000:0000:0000:0000:0000:0000:0000:0000

SENS:DATA:TEL:ETH:FMAT:FILT:MASK:SOUR:IPV? 1

Returns: 0000:0000:0000:0000:0000:0000:0000:0000

See Also

SENSe:DATA:TELecom:ETHernet:STReam:FILTer:MASK:DEST:IPV

SENSe:DATA:TELecom:ETHernet:STReam:FILTer:MASK:DEST:IPV?

:SENSe:DATA:TELecom:ETHernet:FMATch:FILTer:MASK:SOURce:MAC

Description

This command sets the Mask Source MAC Address, if the filter type is MAC Address Source for a specific Filter Number.

At *RST condition, this value is set to FF:FF:FF:FF:FF:FF.

Navigation Path: Functions > Filters & Packet Capture > Packet Capture > Field Match > CONFig > Filter CONFig

Syntax

:SENSe:DATA:TELecom:ETHernet:FMATch:FILTer:MASK:SOURce:MAC <wsp><Criterion>, <Address>

Parameter(s)

Criterion:

The program data syntax for the first parameter is defined as a <DECIMAL NUMERIC PROGRAM DATA> element.

Selects the filter criterion number from 1 to 4.

Address:

The program data syntax for the second parameter is defined as a <STRING PROGRAM DATA> element.

Selects the Mask Source MAC address.

Response Syntax

<Address>

Example(s)

SENS:DATA:TEL:ETH:FMAT:FILT:MASK:SOUR:MAC 2,FF:FF:FF:FF:FF:FF

SENS:DATA:TEL:ETH:FMAT:FILT:MASK:SOUR:MAC? 2

Returns: FF:FF:FF:FF:FF:FF

See Also

SENSe:DATA:TELecom:ETHernet:STReam:FILTer:MASK:SOURce:IP

SENSe:DATA:TELecom:ETHernet:STReam:FILTer:MASK:SOURce:IP?

:SENSe:DATA:TELecom:ETHernet:FMATch:FILTer:MASK:SOURce:MAC?

Description

This query returns the Mask Source MAC Address, if the filter type is MAC Address Source for a specific Filter Number.

At *RST condition, this value is set to FF:FF:FF:FF:FF:FF.

Navigation Path: Functions > Filters & Packet Capture > Packet Capture > Field Match > CONFig > Filter CONFig

Syntax

:SENSe:DATA:TELecom:ETHernet:FMATch:FILTer:MASK:SOURce:MAC? <wsp><Criterion>

Parameter(s)

Criterion:

The program data syntax for the first parameter is defined as a <DECIMAL NUMERIC PROGRAM DATA> element.

Selects the filter criterion number from 1 to 4.

Response Syntax

<Address>

Response(s)

Address:

The response data syntax for the first parameter is defined as a <STRING RESPONSE DATA> element.

Returns masked Source MAC address.

Example(s)

SENS:DATA:TEL:ETH:FMAT:FILT:MASK:SOUR:MAC 2,FF:FF:FF:FF:FF:FF

SENS:DATA:TEL:ETH:FMAT:FILT:MASK:SOUR:MAC? 2

Returns: FF:FF:FF:FF:FF:FF

See Also

SENSe:DATA:TELecom:ETHernet:STReam:FILTer:MASK:SOURce:IP

SENSe:DATA:TELecom:ETHernet:STReam:FILTer:MASK:SOURce:IP?

:SENSe:DATA:TELecom:ETHernet:FMATch:FILTer:MASK:SOURce:TCP

Description

This command sets the Mask TCP Source Port, if the filter type is TCP Source Port for a specific Filter Number.

At *RST condition, this value is set to 65535.

Navigation Path: Functions > Packet Capture > Trigger Type > Field Match > CONFig > Filter CONFig

Syntax

:SENSe:DATA:TELecom:ETHernet:FMATch:FILTer:MASK:SOURce:TCP <wsp><Criterion>, <port>

Parameter(s)

Criterion:

The program data syntax for the first parameter is defined as a <DECIMAL NUMERIC PROGRAM DATA> element.

Selects the filter criterion number from 1 to 4.

port:

The program data syntax for the second parameter is defined as a <DECIMAL NUMERIC PROGRAM DATA> element.

Selects the Mask Source TCP Port address.

MAXimum: Biggest supported value

MINimum: Smallest supported value

Response Syntax

<Address>

Example(s)

SENS:DATA:TEL:ETH:FMAT:FILT:MASK:SOUR:TCP 1, 23

SENS:DATA:TEL:ETH:FMAT:FILT:MASK:SOUR:TCP? 1

Returns: 23

See Also

SENSe:DATA:TELecom:ETHernet:STReam:FILTer:MASK:SOURce:TCP

SENSe:DATA:TELecom:ETHernet:STReam:FILTer:MASK:SOURce:TCP?

:SENSe:DATA:TELecom:ETHernet:FMATch:FILTer:MASK:SOURce:TCP?

Description

The query returns the Mask TCP Source Port, if the filter type is TCP Source Port for specific Filter Number.

At *RST condition, this value is set to 65535.

Navigation Path: Functions > Packet Capture > Trigger Type > Field Match > CONFig > Filter CONFig

Syntax

:SENSe:DATA:TELecom:ETHernet:FMATch:FILTer:MASK:SOURce:TCP? <wsp><Criterion>,[<TCP Source Port>]

Parameter(s)

Criterion:

The program data syntax for the first parameter is defined as a <DECIMAL NUMERIC PROGRAM DATA> element.

Selects the filter criterion number from 1 to 4.

TCP Source Port:

The program data syntax for the second parameter is defined as a <DECIMAL NUMERIC PROGRAM DATA> element.

Selects the Mask Source TCP Port address.

This parameter is optional. If no token is specified, the current Mask Source TCP Port address value is returned.

MAXimum: Biggest supported value

MINimum: Smallest supported value

Response Syntax

<port>

Response(s)

port:

The response data syntax for the first parameter is defined as a <NR1 NUMERIC RESPONSE DATA> element.

Returns the masked Source TCP Port address.

Example(s)

SENS:DATA:TEL:ETH:FMAT:FILT:MASK:SOUR:TCP 1, 23

SENS:DATA:TEL:ETH:FMAT:FILT:MASK:SOUR:TCP? 1

Returns: 23

See Also

SENSe:DATA:TELecom:ETHernet:STReam:FILTer:MASK:SOURce:TCP

SENSe:DATA:TELecom:ETHernet:STReam:FILTer:MASK:SOURce:TCP?

:SENSe:DATA:TELecom:ETHernet:FMATch:FILTer:MASK:SOURce:UDP

Description

This command sets the Mask UDP Source Port, if the filter type is UDP Source Port for a specific Filter Number.

At *RST condition, this value is set to 0xFFFF.

Navigation Path: Functions > Filters & Packet Capture > Packet Capture > Field Match > CONFig > Filter CONFig

Syntax

:SENSe:DATA:TELecom:ETHernet:FMATch:FILTer:MASK:SOURce:UDP <wsp><Criterion>,<port>

Parameter(s)

Criterion:

The program data syntax for the first parameter is defined as a <DECIMAL NUMERIC PROGRAM DATA> element.

Selects the filter criterion number from 1 to 4.

port:

The program data syntax for the second parameter is defined as a <NONDECIMAL NUMERIC PROGRAM DATA> element.

Selects the Mask Source UDP Port address.

Response Syntax

<port>

Example(s)

SENS:DATA:TEL:ETH:FMAT:FILT:MASK:SOUR:UDP 2,#HAB

SENS:DATA:TEL:ETH:FMAT:FILT:MASK:SOUR:UDP? 2

Returns: 171

See Also

SENSe:DATA:TELecom:ETHernet:STReam:FILTer:MASK:SOURce:UDP

SENSe:DATA:TELecom:ETHernet:STReam:FILTer:MASK:SOURce:UDP?

:SENSe:DATA:TELecom:ETHernet:FMATch:FILTer:MASK:SOURce:UDP?

Description

The query returns the Mask UDP Source Port, if the filter type is UDP Source Port for specific Filter Number.

At *RST condition, this value is set to 0xFFFF.

Navigation Path: Functions > Filters & Packet Capture > Packet Capture > Field Match > CONFig > Filter CONFig

Syntax

:SENSe:DATA:TELecom:ETHernet:FMATch:FILTer:MASK:SOURce:UDP? <wsp><Criterion>

Parameter(s)

Criterion:

The program data syntax for the first parameter is defined as a <DECIMAL NUMERIC PROGRAM DATA> element.

Selects the filter criterion number from 1 to 4.

Response Syntax

<port>

Response(s)

port:

The response data syntax for the first parameter is defined as a <NR1 NUMERIC RESPONSE DATA> element.

Returns the masked Source UDP Port address.

Example(s)

SENS:DATA:TEL:ETH:FMAT:FILT:MASK:SOUR:UDP 2,#HAB

SENS:DATA:TEL:ETH:FMAT:FILT:MASK:SOUR:UDP? 2

Returns: 171

See Also

SENSe:DATA:TELecom:ETHernet:STReam:FILTer:MASK:SOURce:UDP

SENSe:DATA:TELecom:ETHernet:STReam:FILTer:MASK:SOURce:UDP?

:SENSe:DATA:TELecom:ETHernet:FMATch:FILTer:MASK:TOS

Description

This command sets the Mask TOS, if the filter type is TOS for a specific Filter Number.

At *RST condition, this value is set to 1111 1111.

Navigation Path: Functions > Filters & Packet Capture > Packet Capture > Field Match > CONFig > Filter CONFig

Syntax

:SENSe:DATA:TELecom:ETHernet:FMATch:FILTer:MASK:TOS <wsp><Criterion>, <Tos>

Parameter(s)

Criterion:

The program data syntax for the first parameter is defined as a <DECIMAL NUMERIC PROGRAM DATA> element.

Selects the filter criterion number from 1 to 4.

Tos:

The program data syntax for the second parameter is defined as a <DECIMAL NUMERIC PROGRAM DATA> element.

Selects the Mask Type of Service (TOS).

MAXimum: Biggest supported value

MINimum: Smallest supported value

DEFault: Default value

Response Syntax

<port>

Example(s)

SENS:DATA:TEL:ETH:FMAT:FILT:MASK:TOS 2,60

SENS:DATA:TEL:ETH:FMAT:FILT:MASK:TOS? 2

Returns: 60

See Also

SENSe:DATA:TELecom:ETHernet:STReam:FILTer:TOS

SENSe:DATA:TELecom:ETHernet:STReam:FILTer:TOS?

:SENSe:DATA:TELecom:ETHernet:FMATch:FILTer:MASK:TOS:IPVersion

Description

This command sets the Mask IPv6 TOS, if the filter type is IPv6 TOS for a specific Filter Number.

At *RST condition, this value is set to 255.

Navigation Path: Functions > Packet Capture > Trigger Type > Field Match > CONFig > Filter CONFig

Syntax

:SENSe:DATA:TELecom:ETHernet:FMATch:FILTer:MASK:TOS:IPVersion <wsp><Criterion>, <Tos>

Parameter(s)

Criterion:

The program data syntax for the first parameter is defined as a <DECIMAL NUMERIC PROGRAM DATA> element.

Selects the filter criterion number from 1 to 4.

Tos:

The program data syntax for the second parameter is defined as a <DECIMAL NUMERIC PROGRAM DATA> element.

Selects the Mask IPv6 Type of Service (TOS).

MAXimum: Biggest supported value

MINimum: Smallest supported value

Response Syntax

<port>

Example(s)

SENS:DATA:TEL:ETH:FMAT:FILT:MASK:TOS:IPV 1, 23

SENS:DATA:TEL:ETH:FMAT:FILT:MASK:TOS:IPV? 1

Returns: 23

See Also

SENSe:DATA:TELecom:ETHernet:STReam:FILTer:TOS:IPV

SENSe:DATA:TELecom:ETHernet:STReam:FILTer:TOS:IPV?

:SENSe:DATA:TELecom:ETHernet:FMATch:FILTer:MASK:TOS:IPVersion?

Description

This query returns the Mask IPv6 TOS, if the filter type is IPv6 TOS for a specific Filter Number.

At *RST condition, this value is set to 255.

Navigation Path: Functions > Packet Capture > Trigger Type > Field Match > CONFig > Filter CONFig

Syntax

:SENSe:DATA:TELecom:ETHernet:FMATch:FILTer:MASK:TOS:IPVersion? <wsp><Criterion>,[<Tos>]

Parameter(s)

Criterion:

The program data syntax for the first parameter is defined as a <DECIMAL NUMERIC PROGRAM DATA> element.

Selects the filter criterion number from 1 to 4.

Tos:

The program data syntax for the second parameter is defined as a <DECIMAL NUMERIC PROGRAM DATA> element.

Retrieve the value for masked IPv6 TOS.

MAXimum: Biggest supported value

MINimum: Smallest supported value

Response Syntax

<Tos>

Response(s)

Tos:

The response data syntax for the first parameter is defined as a <NR1 NUMERIC RESPONSE DATA> element.

Returns the masked IPv6 Type of Service (TOS).

Example(s)

SENS:DATA:TEL:ETH:FMAT:FILT:MASK:TOS:IPV 1, 23

SENS:DATA:TEL:ETH:FMAT:FILT:MASK:TOS:IPV? 1

Returns: 23

See Also

SENSe:DATA:TELecom:ETHernet:STReam:FILTer:TOS:IPV

SENSe:DATA:TELecom:ETHernet:STReam:FILTer:TOS:IPV?

:SENSe:DATA:TELecom:ETHernet:FMATch:FILTer:MASK:TOS?

Description

This query returns the Mask TOS, if the filter type is TOS for a specific Filter Number.

At *RST condition, this value is set to 1111 1111.

Navigation Path: Functions > Filters & Packet Capture > Packet Capture > Field Match > CONFig > Filter CONFig

Syntax

:SENSe:DATA:TELecom:ETHernet:FMATch:FILTer:MASK:TOS? <wsp><Criterion>,[<Tos>]

Parameter(s)

Criterion:

The program data syntax for the first parameter is defined as a <DECIMAL NUMERIC PROGRAM DATA> element.

Selects the filter criterion number from 1 to 4.

Tos:

The program data syntax for the second parameter is defined as a <CHARACTER PROGRAM DATA> element.

Retrieve the value for masked TOS.

MAXimum: Biggest supported value

MINimum: Smallest supported value

DEFault: Default value

Response Syntax

<Tos>

Response(s)

Tos:

The response data syntax for the first parameter is defined as a <NR1 NUMERIC RESPONSE DATA> element.

Returns the masked Type of Service (TOS).

Example(s)

SENS:DATA:TEL:ETH:FMAT:FILT:MASK:TOS 2,60

SENS:DATA:TEL:ETH:FMAT:FILT:MASK:TOS? 2

Returns: 60

See Also

SENSe:DATA:TELecom:ETHernet:STReam:FILTer:TOS

SENSe:DATA:TELecom:ETHernet:STReam:FILTer:TOS?

:SENSe:DATA:TELecom:ETHernet:FMATch:FILTer:MASK:VLAN:ID

Description

This command sets the Mask VLAN ID, if the filter type is VLAN ID for a specific Filter Number.

At *RST condition, this value is set to 0xFFF.

Navigation Path: Functions > Filters & Packet Capture > Packet Capture > Field Match > CONFig > Filter CONFig

Syntax

:SENSe:DATA:TELecom:ETHernet:FMATch:FILTer:MASK:VLAN:ID <wsp><Criterion>, <Vlan>, <Id>

Parameter(s)

Criterion:

The program data syntax for the first parameter is defined as a <DECIMAL NUMERIC PROGRAM DATA> element.

Selects the filter criterion number from 1 to 4.

Vlan:

The program data syntax for the second parameter is defined as a <DECIMAL NUMERIC PROGRAM DATA> element.

Selects the masked VLAN.

Id:

The program data syntax for the third parameter is defined as a <NONDECIMAL NUMERIC PROGRAM DATA> element.

Sets the value of masked VLAN Identifier.

Response Syntax

<Tos>

Example(s)

SENS:DATA:TEL:ETH:FMAT:FILT:MASK:VLAN:ID 2,1, #HAB

SENS:DATA:TEL:ETH:FMAT:FILT:MASK:VLAN:ID? 2,1

Returns: 171

See Also

SENSe:DATA:TELecom:ETHernet:STReam:FILTer:VLAN:ID

SENSe:DATA:TELecom:ETHernet:STReam:FILTer:VLAN:ID?

:SENSe:DATA:TELecom:ETHernet:FMATch:FILTer:MASK:VLAN:ID?

Description

This query returns the Mask VLAN ID, if the filter type is VLAN ID for a specific Filter Number.

At *RST condition, this value is set to 0xFFF.

Navigation Path: Functions > Filters & Packet Capture > Packet Capture > Field Match > CONFig > Filter CONFig

Syntax

:SENSe:DATA:TELecom:ETHernet:FMATch:FILTer:MASK:VLAN:ID? <wsp><Criterion>,<Vlan>

Parameter(s)

Criterion:

The program data syntax for the first parameter is defined as a <DECIMAL NUMERIC PROGRAM DATA> element.

Selects the filter criterion number from 1 to 4.

Vlan:

The program data syntax for the second parameter is defined as a <DECIMAL NUMERIC PROGRAM DATA> element.

Selects the masked VLAN.

Response Syntax

<VlanId>

Response(s)

VlanId:

The response data syntax for the first parameter is defined as a <NR1 NUMERIC RESPONSE DATA> element.

Returns the value of masked VLAN identifier.

Example(s)

SENS:DATA:TEL:ETH:FMAT:FILT:MASK:VLAN:ID 2,1, #HAB

SENS:DATA:TEL:ETH:FMAT:FILT:MASK:VLAN:ID? 2,1

Returns: 171

See Also

SENSe:DATA:TELecom:ETHernet:STReam:FILTer:VLAN:ID

SENSe:DATA:TELecom:ETHernet:STReam:FILTer:VLAN:ID?

:SENSe:DATA:TELecom:ETHernet:FMATch:FILTer:MASK:VLAN:PRIority

Description

This command sets the Mask VLAN Priority, if the filter type is VLAN Priority for a specific Filter Number.

At *RST condition, this value is set to 111.

Navigation Path: Functions > Filters & Packet Capture > Packet Capture > Field Match > CONFig > Filter CONFig

Syntax

:SENSe:DATA:TELecom:ETHernet:FMATch:FILTer:MASK:VLAN:PRIority <wsp><Criterion>, <Vlan>, <Priority>

Parameter(s)

Criterion:

The program data syntax for the first parameter is defined as a <DECIMAL NUMERIC PROGRAM DATA> element.

Selects the filter criterion number from 1 to 4.

Vlan:

The program data syntax for the second parameter is defined as a <DECIMAL NUMERIC PROGRAM DATA> element.

Selects the masked VLAN.

Priority:

The program data syntax for the third parameter is defined as a <DECIMAL NUMERIC PROGRAM DATA> element.

Sets the value of masked VLAN Priority.

MAXimum: Biggest supported value

MINimum: Smallest supported value

DEFault: Default value

Response Syntax

<VlanId>

Example(s)

SENS:DATA:TEL:ETH:FMAT:FILT:MASK:VLAN:PRI 2,1, 2

SENS:DATA:TEL:ETH:FMAT:FILT:MASK:VLAN:PRI? 2,1

Returns: 2

See Also

SENSe:DATA:TELecom:ETHernet:STReam:FILTer:VLAN:PRIority

SENSe:DATA:TELecom:ETHernet:STReam:FILTer:VLAN:PRIority?

:SENSe:DATA:TELecom:ETHernet:FMATch:FILTer:MASK:VLAN:PRIority?

Description

This query returns the Mask VLAN Priority, if the filter type is VLAN Priority for a specific Filter Number.

At *RST condition, this value is set to 111.

Navigation Path: Functions > Filters & Packet Capture > Packet Capture > Field Match > CONFig > Filter CONFig

Syntax

:SENSe:DATA:TELecom:ETHernet:FMATch:FILTer:MASK:VLAN:PRIority? <wsp><Criterion>, <Vlan>,[<Priority>]

Parameter(s)

Criterion:

The program data syntax for the first parameter is defined as a <DECIMAL NUMERIC PROGRAM DATA> element.

Selects the filter criterion number from 1 to 4.

Vlan:

The program data syntax for the second parameter is defined as a <DECIMAL NUMERIC PROGRAM DATA> element.

Selects the masked VLAN.

Priority:

The program data syntax for the third parameter is defined as a <CHARACTER PROGRAM DATA> element.

Selects the masked VLAN Priority.

MAXimum: Biggest supported value

MINimum: Smallest supported value

DEFault: Default value

Response Syntax

<Priority>

:SENSe:DATA:TELecom:ETHernet:FMATch:FILTer:MASK:VLAN:PRIority?

Response(s)	**Priority**: The response data syntax for the first parameter is defined as a <NR1 NUMERIC RESPONSE DATA> element. Returns the value of masked VLAN Priority.
Example(s)	SENS:DATA:TEL:ETH:FMAT:FILT:MASK:VLAN:PRI 2,1, 2 SENS:DATA:TEL:ETH:FMAT:FILT:MASK:VLAN:PRI? 2,1 Returns: 2
See Also	SENSe:DATA:TELecom:ETHernet:STReam:FILTer:VLAN:PRIority SENSe:DATA:TELecom:ETHernet:STReam:FILTer:VLAN:PRIority?

:SENSe:DATA:TELecom:ETHernet:FMATch:FILTer:MCOS[1..n]

Description

This command sets the Multi-Protocol Label switching Cost of Service (MPLS COS), if Filter Type is MPLS COS Label for a specific Filter No.

At *RST condition, this value is set to 7.

Navigation Path: Functions > Filters & Packet Capture > Packet Capture > Field Match > CONFig > Filter CONFig

Syntax

:SENSe:DATA:TELecom:ETHernet:FMATch:FILTer:MCOS[1..n] <wsp><Criterion>, <Flabel>

Parameter(s)

Criterion:

The program data syntax for the first parameter is defined as a <DECIMAL NUMERIC PROGRAM DATA> element.

Selects the filter criterion number from 1 to 4.

Flabel:

The program data syntax for the second parameter is defined as a <DECIMAL NUMERIC PROGRAM DATA> element.

Sets the MPLS COS Label.

Range:0-7

Response Syntax

<Priority>

Example(s)

SENS:DATA:TEL:ETH:FMAT:FILT:TYPE 1, MCOS1

SENS:DATA:TEL:ETH:FMAT:FILT:MCOS1 1, 6

SENS:DATA:TEL:ETH:FMAT:FILT:MCOS1? 1

Returns: 6

See Also

SENSe:DATA:TELecom:ETHernet:STReam:FILTer:DESTination:TCP

SENSe:DATA:TELecom:ETHernet:STReam:FILTer:DESTination:TCP?

:SENSe:DATA:TELecom:ETHernet:FMATch:FILTer:MCOS[1..n]?

Description

This query returns the Multi-Protocol Label switching Cost of Service(MPLS COS) Label, if Filter Type is MPLS COS Label for a specific Filter No.

At *RST condition, this value is set to 7.

Navigation Path: Functions > Filters & Packet Capture > Packet Capture > Field Match > CONFig > Filter CONFig

Syntax

:SENSe:DATA:TELecom:ETHernet:FMATch:FILTer:MCOS[1..n]? <wsp><Criterion>

Parameter(s)

Criterion:

The program data syntax for the first parameter is defined as a <DECIMAL NUMERIC PROGRAM DATA> element.

Selects the filter criterion number from 1 to 4.

Response Syntax

<FLABEL>

Response(s)

FLABEL:

The response data syntax for the first parameter is defined as a <NR1 NUMERIC RESPONSE DATA> element.

Returns the MPLS COS Label.

Example(s)

SENS:DATA:TEL:ETH:FMAT:FILT:TYPE 1, MCOS1

SENS:DATA:TEL:ETH:FMAT:FILT:MCOS1 1, 6

SENS:DATA:TEL:ETH:FMAT:FILT:MCOS1? 1

Returns: 6

See Also

SENSe:DATA:TELecom:ETHernet:STReam:FILTer:DESTination:TCP

SENSe:DATA:TELecom:ETHernet:STReam:FILTer:DESTination:TCP?

:SENSe:DATA:TELecom:ETHernet:FMATch:FILTer:MLABel[1..n]

Description

This command sets the Multi-Protocol Label switching(MPLS), if Filter Type is MPLS Label for a specific Filter No.

At *RST condition, this value is set to 1048575.

Navigation Path: Functions > Filters & Packet Capture > Packet Capture > Field Match > CONFig > Filter CONFig

Syntax

:SENSe:DATA:TELecom:ETHernet:FMATch:FILTer:MLABel[1..n] <wsp><Criterion>, <Flabel>

Parameter(s)

Criterion:

The program data syntax for the first parameter is defined as a <DECIMAL NUMERIC PROGRAM DATA> element.

Selects the filter criterion number from 1 to 4.

Flabel:

The program data syntax for the second parameter is defined as a <DECIMAL NUMERIC PROGRAM DATA> element.

Sets the MPLS Label.

Range:0-1048575

Response Syntax

<FLABEL>

Example(s)

SENS:DATA:TEL:ETH:FMAT:FILT:TYPE 1, MLABEL1

SENS:DATA:TEL:ETH:FMAT:FILT:MLAB1 1, 20

SENS:DATA:TEL:ETH:FMAT:FILT:MLAB1? 1

Returns: 20

See Also

SENSe:DATA:TELecom:ETHernet:STReam:FILTer:DESTination:UDP

SENSe:DATA:TELecom:ETHernet:STReam:FILTer:DESTination:UDP?

:SENSe:DATA:TELecom:ETHernet:FMATch:FILTer:MLABel[1..n]?

Description

This query returns the Multi-Protocol Label switching(MPLS), if Filter Type is MPLS Label for a specific Filter No.

At *RST condition, this value is set to 1048575.

Navigation Path: Functions > Filters & Packet Capture > Packet Capture > Field Match > CONFig > Filter CONFig

Syntax

:SENSe:DATA:TELecom:ETHernet:FMATch:FILTer:MLABel[1..n]? <wsp><Criterion>

Parameter(s)

Criterion:

The program data syntax for the first parameter is defined as a <DECIMAL NUMERIC PROGRAM DATA> element.

Selects the filter criterion number from 1 to 4.

Response Syntax

<FLABEL>

Response(s)

FLABEL:

The response data syntax for the first parameter is defined as a <NR1 NUMERIC RESPONSE DATA> element.

Returns the MPLS Label.

Example(s)

SENS:DATA:TEL:ETH:FMAT:FILT:TYPE 1, MLABEL1

SENS:DATA:TEL:ETH:FMAT:FILT:MLAB1 1, 20

SENS:DATA:TEL:ETH:FMAT:FILT:MLAB1? 1

Returns: 20

See Also

SENSe:DATA:TELecom:ETHernet:STReam:FILTer:DESTination:UDP

SENSe:DATA:TELecom:ETHernet:STReam:FILTer:DESTination:UDP?

:SENSe:DATA:TELecom:ETHernet:FMATch:FILTer:NHEader:IPVersion

Description

This command sets the IPv6 Next Header, if the filter type is IPv6 Next Header for a specific Filter Number.

At *RST condition, this value is set to 0.

Navigation Path: Functions > Packet Capture > Trigger Type > Field Match > CONFig > Filter CONFig

Syntax

:SENSe:DATA:TELecom:ETHernet:FMATch:FILTer:NHEader:IPVersion <wsp><Criterion>, <Next Header>

Parameter(s)

Criterion:

The program data syntax for the first parameter is defined as a <DECIMAL NUMERIC PROGRAM DATA> element.

Selects the filter criterion number from 1 to 4.

Next Header:

The program data syntax for the second parameter is defined as a <DECIMAL NUMERIC PROGRAM DATA> element.

Selects the IPv6 Next Header.

MAXimum: Biggest supported value

MINimum: Smallest supported value

Response Syntax

<FLABEL>

Example(s)

SENS:DATA:TEL:ETH:FMAT:FILT:NHE:IPV 1, 23

SENS:DATA:TEL:ETH:FMAT:FILT:NHE:IPV? 1

Returns: 23

See Also

SENSe:DATA:TELecom:ETHernet:STReam:FILTer:FLAB:IPV

SENSe:DATA:TELecom:ETHernet:STReam:FILTer:FLAB:IPV?

:SENSe:DATA:TELecom:ETHernet:FMATch:FILTer:NHEader:IPVersion?

Description

This query returns the value of IPv6 Next Header, if the filter type is IPv6 Next Header for a specific Filter Number.

At *RST condition, this value is set to 0.

Navigation Path: Functions > Packet Capture > Trigger Type > Field Match > CONFig > Filter CONFig

Syntax

:SENSe:DATA:TELecom:ETHernet:FMATch:FILTer:NHEader:IPVersion? <wsp><Criterion>,[<Next Header>]

Parameter(s)

Criterion:

The program data syntax for the first parameter is defined as a <DECIMAL NUMERIC PROGRAM DATA> element.

Selects the filter criterion number from 1 to 4.

Next Header:

The program data syntax for the second parameter is defined as a <DECIMAL NUMERIC PROGRAM DATA> element.

This parameter is optional. If no token is specified, the current Next Header value is returned.

MAXimum: Biggest supported value

MINimum: Smallest supported value

DEFault: Default value

Response Syntax

<Precedence>

Response(s)

Precedence:

The response data syntax for the first parameter is defined as a <NR1 NUMERIC RESPONSE DATA> element.

Returns the value of IPv6 Next Header.

Example(s)

SENS:DATA:TEL:ETH:FMAT:FILT:NHE:IPV 1, 23

SENS:DATA:TEL:ETH:FMAT:FILT:NHE:IPV? 1

Returns: 23

See Also

SENSe:DATA:TELecom:ETHernet:STReam:FILTer:FLAB:IPV

SENSe:DATA:TELecom:ETHernet:STReam:FILTer:FLAB:IPV?

:SENSe:DATA:TELecom:ETHernet:FMATch:FILTer:OPERator

Description

This command selects the logical operator (AND or OR) between two operands when more than two operands are used.

At *RST condition, this value is set to AND.

Navigation Path: Functions > Filters & Packet Capture > Packet Capture > Field Match > CONFig > Filter CONFig > Oper.

Syntax

:SENSe:DATA:TELecom:ETHernet:FMATch:FILTer:OPERator <wsp><Criterion>, <Operator>

Parameter(s)

Criterion:

The program data syntax for the first parameter is defined as a <DECIMAL NUMERIC PROGRAM DATA> element.

Selects the filter criterion number from 1 to 4.

Operator:

The program data syntax for the second parameter is defined as a <CHARACTER PROGRAM DATA> element.

Selects the logical operators.

AND

OR

Response Syntax

<Precedence>

Example(s)

SENS:DATA:TEL:ETH:FMAT:FILT:OPER 1, AND

SENS:DATA:TEL:ETH:FMAT:FILT:OPER? 1

Returns: AND

See Also

SENSe:DATA:TELecom:ETHernet:STReam:FILTer:OPERator

SENSe:DATA:TELecom:ETHernet:STReam:FILTer:OPERator?

:SENSe:DATA:TELecom:ETHernet:FMATch:FILTer:OPERator:NOT

Description

This command selects the Operator Not. When it is selected, add the logical negation (not equal) operator for the operand filter defined.

At *RST condition, this value is set to OFF.

Navigation Path: Functions > Filters & Packet Capture > Packet Capture > Field Match > CONFig > Filter CONFig > Not

Syntax

:SENSe:DATA:TELecom:ETHernet:FMATch:FILTer:OPERator:NOT <wsp><Criterion>, <Set>

Parameter(s)

Criterion:

The program data syntax for the first parameter is defined as a <DECIMAL NUMERIC PROGRAM DATA> element.

Selects the filter criterion number from 1 to 4.

Set:

The program data syntax for the second parameter is defined as a <BOOLEAN PROGRAM DATA> element.

Enables of disables the NOT operator.

ON, enables the NOT operator.

OFF, disables the NOT operator.

Response Syntax

<Precedence>

Example(s)

SENS:DATA:TEL:ETH:FMAT:FILT:OPER:NOT 2,ON

SENS:DATA:TEL:ETH:FMAT:FILT:OPER:NOT? 2

Returns: 1

See Also

SENSe:DATA:TELecom:ETHernet:STReam:FILTer:OPERator:NOT?

:SENSe:DATA:TELecom:ETHernet:FMATch:FILTer:OPERator:NOT?

Description

This query returns the When selected, add the logical negation (not equal) operator for the operand filter defined at its right.

At *RST condition, this value is set to OFF.

Navigation Path: Functions > Filters & Packet Capture > Packet Capture > Field Match > CONFig > Filter CONFig > Not

Syntax

:SENSe:DATA:TELecom:ETHernet:FMATch:FILTer:OPERator:NOT? <wsp><Criterion>

Parameter(s)

Criterion:

The program data syntax for the first parameter is defined as a <DECIMAL NUMERIC PROGRAM DATA> element.

Selects the filter criterion number from 1 to 4.

Response Syntax

<Set>

Response(s)

Set:

The response data syntax for the first parameter is defined as a <BOOLEAN RESPONSE DATA> element.

Returns the status of the NOT operator.

1, NOT is enabled.

0, NOT is disabled.

Example(s)

SENS:DATA:TEL:ETH:FMAT:FILT:OPER:NOT 2,ON

SENS:DATA:TEL:ETH:FMAT:FILT:OPER:NOT? 2

Returns: 1

See Also

SENSe:DATA:TELecom:ETHernet:STReam:FILTer:OPERator:NOT

:SENSe:DATA:TELecom:ETHernet:FMATch:FILTer:OPERator?

Description

This query returns the logical operator (AND or OR) between two operands when more than two operands are used.

At *RST condition, this value is set to AND.

Navigation Path: Functions > Filters & Packet Capture > Packet Capture > Field Match > CONFig > Filter CONFig > Oper.

Syntax

:SENSe:DATA:TELecom:ETHernet:FMATch:FILTer:OPERator? <wsp><Criterion>

Parameter(s)

Criterion:

The program data syntax for the first parameter is defined as a <DECIMAL NUMERIC PROGRAM DATA> element.

Selects the filter criterion number from 1 to 4.

Response Syntax

<Operator>

Response(s)

Operator:

The response data syntax for the first parameter is defined as a <CHARACTER RESPONSE DATA> element.

Returns the logical operators.

AND, AND is returned as the logical operator.

OR, OR is returned as the logical operator.

Example(s)

SENS:DATA:TEL:ETH:FMAT:FILT:OPER 2,AND

SENS:DATA:TEL:ETH:FMAT:FILT:OPER? 2

Returns: AND

See Also

SENSe:DATA:TELecom:ETHernet:STReam:FILTer:OPERator

SENSe:DATA:TELecom:ETHernet:STReam:FILTer:OPERator?

:SENSe:DATA:TELecom:ETHernet:FMATch:FILTer:PRECedence

Description

This command sets the Precedence, if the filter type is Precedence for a specific Filter Number.

At *RST condition, this value is set to 000.

Navigation Path: Functions > Filters & Packet Capture > Packet Capture > Field Match > CONFig > Filter CONFig

Syntax

:SENSe:DATA:TELecom:ETHernet:FMATch:FILTer:PRECedence <wsp><Criterion>, <Precedence>

Parameter(s)

Criterion:

The program data syntax for the first parameter is defined as a <DECIMAL NUMERIC PROGRAM DATA> element.

Selects the filter criterion number from 1 to 4.

Precedence:

The program data syntax for the second parameter is defined as a <DECIMAL NUMERIC PROGRAM DATA> element.

Selects the Precedence.

MAXimum: Biggest supported value

MINimum: Smallest supported value

DEFault: Default value

Response Syntax

<Operator>

Example(s)

SENS:DATA:TEL:ETH:FMAT:FILT:PREC 2,4

SENS:DATA:TEL:ETH:FMAT:FILT:PREC? 2

Returns: 4

See Also

SENSe:DATA:TELecom:ETHernet:STReam:FILTer:DSERvices

SENSe:DATA:TELecom:ETHernet:STReam:FILTer:DSERvices?

:SENSe:DATA:TELecom:ETHernet:FMATch:FILTer:PRECedence :IPVersion

Description

This command sets the IPv6 Precedence, if the filter type is IPv6Precedence for a specific Filter Number.

At *RST condition, this value is set to 0.

Navigation Path: Functions > Packet Capture > Trigger Type > Field Match > CONFig > Filter CONFig

Syntax

:SENSe:DATA:TELecom:ETHernet:FMATch:FILTer:PRECedence:IPVersion <wsp><Criterion>, <Precedence>

Parameter(s)

Criterion:

The program data syntax for the first parameter is defined as a <DECIMAL NUMERIC PROGRAM DATA> element.

Selects the filter criterion number from 1 to 4.

Precedence:

The program data syntax for the second parameter is defined as a <DECIMAL NUMERIC PROGRAM DATA> element.

Selects the IPv6 Precedence.

MAXimum: Biggest supported value

MINimum: Smallest supported value

Response Syntax

<Operator>

Example(s)

SENS:DATA:TEL:ETH:FMAT:FILT:PREC:IPV 1, 23

SENS:DATA:TEL:ETH:FMAT:FILT:PREC:IPV? 1

Returns: 23

See Also

SENSe:DATA:TELecom:ETHernet:STReam:FILTer:DSERvices:IPV

SENSe:DATA:TELecom:ETHernet:STReam:FILTer:DSERvices:IPV?

:SENSe:DATA:TELecom:ETHernet:FMATch:FILTer:PRECedence :IPVersion?

Description

This query returns the value of IPv6 Precedence, if the filter type is IPv6Precedence for a specific Filter Number.

At *RST condition, this value is set to 0.

Navigation Path: Functions > Packet Capture > Trigger Type > Field Match > CONFig > Filter CONFig

Syntax

:SENSe:DATA:TELecom:ETHernet:FMATch:FILTer:PRECedence:IPVersion? <wsp><Criterion>,[<Precedence>]

Parameter(s)

Criterion:

The program data syntax for the first parameter is defined as a <DECIMAL NUMERIC PROGRAM DATA> element.

Selects the filter criterion number from 1 to 4.

Precedence:

The program data syntax for the second parameter is defined as a <DECIMAL NUMERIC PROGRAM DATA> element.

This parameter is optional. If no token is specified, the current precedence value is returned.

MAXimum: Biggest supported value

MINimum: Smallest supported value

DEFault: Default value

Response Syntax

<Precedence>

Response(s)

Precedence:

The response data syntax for the first parameter is defined as a <NR1 NUMERIC RESPONSE DATA> element.

Returns the value of IPv6 precedence.

Example(s)

SENS:DATA:TEL:ETH:FMAT:FILT:PREC:IPV 1, 23

SENS:DATA:TEL:ETH:FMAT:FILT:PREC:IPV? 1

Returns: 23

See Also

SENSe:DATA:TELecom:ETHernet:STReam:FILTer:DSERvices:IPV

SENSe:DATA:TELecom:ETHernet:STReam:FILTer:DSERvices:IPV?

:SENSe:DATA:TELecom:ETHernet:FMATch:FILTer:PRECedence?

Description

This query returns the value of Precedence, if the filter type is Precedence for a specific Filter Number.

At *RST condition, this value is set to 000.

Navigation Path: Functions > Filters & Packet Capture > Packet Capture > Field Match > CONFig > Filter CONFig

Syntax

:SENSe:DATA:TELecom:ETHernet:FMATch:FILTer:PRECedence? <wsp><Criterion>,[<Precedence>]

Parameter(s)

Criterion:

The program data syntax for the first parameter is defined as a <DECIMAL NUMERIC PROGRAM DATA> element.

Selects the filter criterion number from 1 to 4.

Precedence:

The program data syntax for the second parameter is defined as a <CHARACTER PROGRAM DATA> element.

Selects the Precedence.

This parameter is optional. If no token is specified, the current precedence value is returned.

MAXimum: Biggest supported value

MINimum: Smallest supported value

DEFault: Default value

Response Syntax

<Precedence>

Response(s)

Precedence:

The response data syntax for the first parameter is defined as a <NR1 NUMERIC RESPONSE DATA> element.

Returns the value of precedence.

Example(s)

SENS:DATA:TEL:ETH:FMAT:FILT:PREC 2,4

SENS:DATA:TEL:ETH:FMAT:FILT:PREC? 2

Returns: 4

See Also

SENSe:DATA:TELecom:ETHernet:STReam:FILTer:DSERvices

SENSe:DATA:TELecom:ETHernet:STReam:FILTer:DSERvices?

:SENSe:DATA:TELecom:ETHernet:FMATch:FILTer:SOURce:IP

Description

This command sets the source IP address, if the filter type is IP Address Source for specific Filter Number.

At *RST condition, this value is set to 0.0.0.0.

Navigation Path: Functions > Filters & Packet Capture > Packet Capture > Field Match > CONFig > Filter CONFig

Syntax

:SENSe:DATA:TELecom:ETHernet:FMATch:FILTer:SOURce:IP <wsp><Criterion>, <Address>

Parameter(s)

Criterion:

The program data syntax for the first parameter is defined as a <DECIMAL NUMERIC PROGRAM DATA> element.

Selects the filter criterion number from 1 to 4.

Address:

The program data syntax for the second parameter is defined as a <STRING PROGRAM DATA> element.

Selects the Source IP address.

Response Syntax

<Precedence>

Example(s)

SENS:DATA:TEL:ETH:FMAT:FILT:SOUR:IP 2,0.1.1.1

SENS:DATA:TEL:ETH:FMAT:FILT:SOUR:IP? 2

Returns: 0.1.1.1

See Also

SENSe:DATA:TELecom:ETHernet:STReam:FILTer:SOURce:MAC

SENSe:DATA:TELecom:ETHernet:STReam:FILTer:SOURce:MAC?

:SENSe:DATA:TELecom:ETHernet:FMATch:FILTer:SOURce:IP?

Description

This query returns the Source IP address, if the filter type is IP Address Source for specific Filter Number.

At *RST condition, this value is set to 0.0.0.0.

Navigation Path: Functions > Filters & Packet Capture > Packet Capture > Field Match > CONFig > Filter CONFig

Syntax

:SENSe:DATA:TELecom:ETHernet:FMATch:FILTer:SOURce:IP? <wsp><Criterion>

Parameter(s)

Criterion:

The program data syntax for the first parameter is defined as a <DECIMAL NUMERIC PROGRAM DATA> element.

Selects the filter criterion number from 1 to 4.

Response Syntax

<Address>

Response(s)

Address:

The response data syntax for the first parameter is defined as a <STRING RESPONSE DATA> element.

Returns source IP address.

Example(s)

SENS:DATA:TEL:ETH:FMAT:FILT:SOUR:IP 2,0.1.1.1

SENS:DATA:TEL:ETH:FMAT:FILT:SOUR:IP? 2

Returns: 0.1.1.1

See Also

SENSe:DATA:TELecom:ETHernet:STReam:FILTer:SOURce:MAC

SENSe:DATA:TELecom:ETHernet:STReam:FILTer:SOURce:MAC?

:SENSe:DATA:TELecom:ETHernet:FMATch:FILTer:SOURce:IPVersion

Description

This command sets the source IPv6 address, if the filter type is IPv6 Address Source for specific Filter Number.

At *RST condition, this value is set to 0000:0000:0000:0000:0000:0000:0000:0000.

Navigation Path: Functions > Packet Capture > Trigger Type > Field Match > CONFig > Filter CONFig

Syntax

:SENSe:DATA:TELecom:ETHernet:FMATch:FILTer:SOURce:IPVersion <wsp><Criterion>, <Address>

Parameter(s)

Criterion:

The program data syntax for the first parameter is defined as a <DECIMAL NUMERIC PROGRAM DATA> element.

Selects the filter criterion number from 1 to 4.

Address:

The program data syntax for the second parameter is defined as a <STRING PROGRAM DATA> element.

Selects the Source IPv6 address.

Response Syntax

<Address>

Example(s)

SENS:DATA:TEL:ETH:FMAT:FILT:SOUR:IPV 1, 0000:0000:0000:0000:0000:0000:0000:0000

SENS:DATA:TEL:ETH:FMAT:FILT:SOUR:IPV? 1

Returns: 0000:0000:0000:0000:0000:0000:0000:0000

See Also

SENSe:DATA:TELecom:ETHernet:STReam:FILTer:DEST:IPV

SENSe:DATA:TELecom:ETHernet:STReam:FILTer:DEST:IPV?

:SENSe:DATA:TELecom:ETHernet:FMATch:FILTer:SOURce:IPVersion?

Description

This query returns the Source IPv6 address, if the filter type is IPv6 Address Source for specific Filter Number.

At *RST condition, this value is set to 0000:0000:0000:0000:0000:0000:0000:0000.

Navigation Path: Functions > Packet Capture > Trigger Type > Field Match > CONFig > Filter CONFig

Syntax

:SENSe:DATA:TELecom:ETHernet:FMATch:FILTer:SOURce:IPVersion? <wsp><Criterion>

Parameter(s)

Criterion:

The program data syntax for the first parameter is defined as a <DECIMAL NUMERIC PROGRAM DATA> element.

Selects the filter criterion number from 1 to 4.

Response Syntax

<Address>

Response(s)

Address:

The response data syntax for the first parameter is defined as a <STRING RESPONSE DATA> element.

Returns source IPv6 address.

Example(s)

SENS:DATA:TEL:ETH:FMAT:FILT:SOUR:IPV 1, 0000:0000:0000:0000:0000:0000:0000:0000

SENS:DATA:TEL:ETH:FMAT:FILT:SOUR:IPV? 1

Returns: 0000:0000:0000:0000:0000:0000:0000:0000

See Also

SENSe:DATA:TELecom:ETHernet:STReam:FILTer:DEST:IPV

SENSe:DATA:TELecom:ETHernet:STReam:FILTer:DEST:IPV?

:SENSe:DATA:TELecom:ETHernet:FMATch:FILTer:SOURce:MAC

Description

This command sets the Source MAC address, if the filter type is MAC Address Source for specific Filter Number.

At *RST condition, this value is set to 00:00:00:00:00:00.

Navigation Path: Functions > Filters & Packet Capture > Packet Capture > Field Match > CONFig > Filter CONFig

Syntax

:SENSe:DATA:TELecom:ETHernet:FMATch:FILTer:SOURce:MAC <wsp><Criterion>, <Address>

Parameter(s)

Criterion:

The program data syntax for the first parameter is defined as a <DECIMAL NUMERIC PROGRAM DATA> element.

Selects the filter criterion number from 1 to 4.

Address:

The program data syntax for the second parameter is defined as a <STRING PROGRAM DATA> element.

Selects the Source MAC address.

Response Syntax

<Address>

Example(s)

SENS:DATA:TEL:ETH:FMAT:FILT:SOUR:MAC 2,00:00:00:FF:FF:FF

SENS:DATA:TEL:ETH:FMAT:FILT:SOUR:MAC? 2

Returns: 00:00:00:FF:FF:FF

See Also

SENSe:DATA:TELecom:ETHernet:STReam:FILTer:SOURce:IP

SENSe:DATA:TELecom:ETHernet:STReam:FILTer:SOURce:IP?

:SENSe:DATA:TELecom:ETHernet:FMATch:FILTer:SOURce:MAC?

Description

This query returns the Source MAC address, if the filter type is MAC address Source for a specific Filter Number.

At *RST condition, this value is set to 00:00:00:00:00:00.

Navigation Path: Functions > Filters & Packet Capture > Packet Capture > Field Match > CONFig > Filter CONFig

Syntax

:SENSe:DATA:TELecom:ETHernet:FMATch:FILTer:SOURce:MAC? <wsp><Criterion>

Parameter(s)

Criterion:

The program data syntax for the first parameter is defined as a <DECIMAL NUMERIC PROGRAM DATA> element.

Selects the filter criterion number from 1 to 4.

Response Syntax

<Address>

Response(s)

Address:

The response data syntax for the first parameter is defined as a <STRING RESPONSE DATA> element.

Returns source MAC address.

Example(s)

SENS:DATA:TEL:ETH:FMAT:FILT:SOUR:MAC 2,00:00:00:FF:FF:FF

SENS:DATA:TEL:ETH:FMAT:FILT:SOUR:MAC? 2

Returns: 00:00:00:FF:FF:FF

See Also

SENSe:DATA:TELecom:ETHernet:STReam:FILTer:SOURce:IP

SENSe:DATA:TELecom:ETHernet:STReam:FILTer:SOURce:IP?

:SENSe:DATA:TELecom:ETHernet:FMATch:FILTer:SOURce:TCP

Description

This command sets the TCP Source Port, if the filter type is TCP Source Port for a specific Filter Number.

At *RST condition, this value is set to 0.

Navigation Path: Functions > Filters & Packet Capture > Trigger Type > Field Match > CONFig > Filter CONFig

Syntax

:SENSe:DATA:TELecom:ETHernet:FMATch:FILTer:SOURce:TCP <wsp><Criterion>, <port>

Parameter(s)

Criterion:

The program data syntax for the first parameter is defined as a <DECIMAL NUMERIC PROGRAM DATA> element.

Selects the filter criterion number from 1 to 4.

port:

The program data syntax for the second parameter is defined as a <DECIMAL NUMERIC PROGRAM DATA> element.

Selects the Source TCP Port address.

MAXimum: Biggest supported value

MINimum: Smallest supported value

DEFault: Default value

Response Syntax

<Address>

Example(s)

SENS:DATA:TEL:ETH:FMAT:FILT:TYPE 1, TSOURCE

SENS:DATA:TEL:ETH:FMAT:FILT:SOUR:TCP 1, 23

SENS:DATA:TEL:ETH:FMAT:FILT:SOUR:TCP? 1

Returns: 23

See Also

SENSe:DATA:TELecom:ETHernet:FMATch:FILTer:DESTination:TCP?

:SENSe:DATA:TELecom:ETHernet:FMATch:FILTer:SOURce:TCP?

Description

This query returns the TCP source port, if the Filter type is TCP source port for a specific Filter Number.

At *RST condition, this value is set to 0.

Navigation Path: Functions > Filters & Packet Capture > Trigger Type > Field Match > CONFig > Filter CONFig

Syntax

:SENSe:DATA:TELecom:ETHernet:FMATch:FILTer:SOURce:TCP? <wsp><Criterion>,[<TCP Source Port>]

Parameter(s)

Criterion:

The program data syntax for the first parameter is defined as a <DECIMAL NUMERIC PROGRAM DATA> element.

Selects the filter criterion number from 1 to 4.

TCP Source Port:

The program data syntax for the second parameter is defined as a <CHARACTER PROGRAM DATA> element.

Selects the Source TCP Port address.

This parameter is optional. If no token is specified, the current Source TCP Port value is returned.

MAXimum: Biggest supported value

MINimum: Smallest supported value

DEFault:Default value

Response Syntax

<port>

Response(s)

port:

The response data syntax for the first parameter is defined as a <NR1 NUMERIC RESPONSE DATA> element.

Returns source TCP port address.

Example(s)

SENS:DATA:TEL:ETH:FMAT:FILT:TYPE 1, TSOURCE

SENS:DATA:TEL:ETH:FMAT:FILT:SOUR:TCP 1, 23

SENS:DATA:TEL:ETH:FMAT:FILT:SOUR:TCP? 1

Returns: 23

See Also

SENSe:DATA:TELecom:ETHernet:FMATch:FILTer:DESTination:TCP?

:SENSe:DATA:TELecom:ETHernet:FMATch:FILTer:SOURce:UDP

Description

This command sets the User Data Protocol (UDP) Source Port, if the filter type is UDP Source Port for a specific Filter Number.

At *RST condition, this value is set to 0.

Navigation Path: Functions > Filters & Packet Capture > Packet Capture > Field Match > CONFig > Filter CONFig

Syntax

:SENSe:DATA:TELecom:ETHernet:FMATch:FILTer:SOURce:UDP <wsp><Criterion>, <UDP Source Port>

Parameter(s)

Criterion:

The program data syntax for the first parameter is defined as a <DECIMAL NUMERIC PROGRAM DATA> element.

Selects the filter criterion number from 1 to 4.

UDP Source Port:

The program data syntax for the second parameter is defined as a <DECIMAL NUMERIC PROGRAM DATA> element.

Selects the Source UDP Port address.

MAXimum: Biggest supported value

MINimum: Smallest supported value

DEFault: Default value

Response Syntax

<port>

Example(s)

SENS:DATA:TEL:ETH:FMAT:FILT:SOUR:UDP 2,65

SENS:DATA:TEL:ETH:FMAT:FILT:SOUR:UDP? 2

Returns: 65

See Also

SENSe:DATA:TELecom:ETHernet:FMATch:FILTer:DESTination:UDP?

:SENSe:DATA:TELecom:ETHernet:FMATch:FILTer:SOURce:UDP?

Description

This query returns the User Data Protocol (UDP) source port, if the Filter type is UDP source port for a specific Filter Number.

At *RST condition, this value is set to 0.

Navigation Path: Functions > Filters & Packet Capture > Packet Capture > Field Match > CONFig > Filter CONFig

Syntax

:SENSe:DATA:TELecom:ETHernet:FMATch:FILTer:SOURce:UDP? <wsp><Criterion>,[<UDP Source Port>]

Parameter(s)

Criterion:

The program data syntax for the first parameter is defined as a <DECIMAL NUMERIC PROGRAM DATA> element.

Selects the filter criterion number from 1 to 4.

UDP Source Port:

The program data syntax for the second parameter is defined as a <CHARACTER PROGRAM DATA> element.

Selects the Source UDP Port address.

This parameter is optional. If no token is specified, the current Source UDP Port value is returned.

MAXimum: Biggest supported value

MINimum: Smallest supported value

DEFault: Default value

Response Syntax

<port>

Response(s)

port:

The response data syntax for the first parameter is defined as a <NR1 NUMERIC RESPONSE DATA> element.

Returns source UDP port address.

Example(s)

SENS:DATA:TEL:ETH:FMAT:FILT:SOUR:UDP 2,65

SENS:DATA:TEL:ETH:FMAT:FILT:SOUR:UDP? 2

Returns: 65

See Also

SENSe:DATA:TELecom:ETHernet:FMATch:FILTer:DESTination:UDP?

:SENSe:DATA:TELecom:ETHernet:FMATch:FILTer:TOS

Description

This command sets the Type of Service (TOS) value, if the filter type is TOS for a specific Filter Number.

At *RST condition, this value is set to 0000 0000.

Navigation Path: Functions > Filters & Packet Capture > Packet Capture > Field Match > CONFig > Filter CONFig

Syntax

:SENSe:DATA:TELecom:ETHernet:FMATch:FILTer:TOS <wsp><Criterion>, <Tos>

Parameter(s)

Criterion:

The program data syntax for the first parameter is defined as a <DECIMAL NUMERIC PROGRAM DATA> element.

Selects the filter criterion number from 1 to 4.

Tos:

The program data syntax for the second parameter is defined as a <DECIMAL NUMERIC PROGRAM DATA> element.

Sets the TOS value.

MAXimum: Biggest supported value

MINimum: Smallest supported value

DEFault: Default value

Response Syntax

<port>

Example(s)

SENS:DATA:TEL:ETH:FMAT:FILT:TOS 2,30

SENS:DATA:TEL:ETH:FMAT:FILT:TOS? 2

Returns: 30

See Also

SENSe:DATA:TELecom:ETHernet:STReam:FILTer:VLAN:ID

SENSe:DATA:TELecom:ETHernet:STReam:FILTer:VLAN:ID?

:SENSe:DATA:TELecom:ETHernet:FMATch:FILTer:TOS:IPVersion

Description	This command sets the IPv6 Type of Service (TOS) value, if the filter type is IPv6TOS for a specific Filter Number. At *RST condition, this value is set to 0. Navigation Path: Functions > Packet Capture > Trigger type > Field Match > CONFig > Filter CONFig
Syntax	:SENSe:DATA:TELecom:ETHernet:FMATch:FILTer:TOS:IPVersion <wsp><Criterion>, <Tos>
Parameter(s)	**Criterion**: The program data syntax for the first parameter is defined as a <DECIMAL NUMERIC PROGRAM DATA> element. Selects the filter criterion number from 1 to 4. **Tos**: The program data syntax for the second parameter is defined as a <DECIMAL NUMERIC PROGRAM DATA> element. Sets the IPv6 TOS value. MAXimum: Biggest supported value MINimum: Smallest supported value
Response Syntax	<port>
Example(s)	SENS:DATA:TEL:ETH:FMAT:FILT:TOS:IPV 1, 23 SENS:DATA:TEL:ETH:FMAT:FILT:TOS:IPV? 1 Returns: 23
See Also	SENSe:DATA:TELecom:ETHernet:STReam:FILTer:VLAN:ID SENSe:DATA:TELecom:ETHernet:STReam:FILTer:VLAN:ID?

:SENSe:DATA:TELecom:ETHernet:FMATch:FILTer:TOS:IPVersion?

Description

This query returns the IPv6 Type of Service (TOS) value, if the filter type is IPv6TOS for a specific Filter Number.

At *RST condition, this value is set to 0.

Navigation Path: Functions > Packet Capture > Trigger type > Field Match > CONFig > Filter CONFig

Syntax

:SENSe:DATA:TELecom:ETHernet:FMATch:FILTer:TOS:IPVersion? <wsp><Criterion>,[<Tos>]

Parameter(s)

Criterion:

The program data syntax for the first parameter is defined as a <DECIMAL NUMERIC PROGRAM DATA> element.

Selects the filter criterion number from 1 to 4.

Tos:

The program data syntax for the second parameter is defined as a <DECIMAL NUMERIC PROGRAM DATA> element.

This parameter is optional. If no token is specified, the current IPv6 TOS value is returned.

MAXimum: Biggest supported value

MINimum: Smallest supported value

DEFault: Default value

Response Syntax

<Tos>

Response(s)

Tos:

The response data syntax for the first parameter is defined as a <NR1 NUMERIC RESPONSE DATA> element.

Returns the IPv6 Type of Service (TOS) value.

Example(s)

SENS:DATA:TEL:ETH:FMAT:FILT:TOS:IPV 1, 23

SENS:DATA:TEL:ETH:FMAT:FILT:TOS:IPV? 1

Returns: 23

See Also

SENSe:DATA:TELecom:ETHernet:STReam:FILTer:VLAN:ID

SENSe:DATA:TELecom:ETHernet:STReam:FILTer:VLAN:ID?

:SENSe:DATA:TELecom:ETHernet:FMATch:FILTer:TOS?

Description

This query returns the Type of Service (TOS) value, if the filter type is TOS for a specific Filter Number.

At *RST condition, this value is set to 0000 0000.

Navigation Path: Functions > Filters & Packet Capture > Packet Capture > Field Match > CONFig > Filter CONFig

Syntax

:SENSe:DATA:TELecom:ETHernet:FMATch:FILTer:TOS? <wsp><Criterion>,[<Tos>]

Parameter(s)

Criterion:

The program data syntax for the first parameter is defined as a <DECIMAL NUMERIC PROGRAM DATA> element.

Selects the filter criterion number from 1 to 4.

Tos:

The program data syntax for the second parameter is defined as a <CHARACTER PROGRAM DATA> element.

Sets the TOS value.

This parameter is optional. If no token is specified, the current TOS value is returned.

MAXimum: Biggest supported value

MINimum: Smallest supported value

DEFault: Default value

Response Syntax

<Tos>

Response(s)

Tos:

The response data syntax for the first parameter is defined as a <NR1 NUMERIC RESPONSE DATA> element.

Returns the Type of Service (TOS) value.

Example(s)

SENS:DATA:TEL:ETH:FMAT:FILT:TOS 2,30

SENS:DATA:TEL:ETH:FMAT:FILT:TOS? 2

Returns: 30

See Also

SENSe:DATA:TELecom:ETHernet:STReam:FILTer:VLAN:ID

SENSe:DATA:TELecom:ETHernet:STReam:FILTer:VLAN:ID?

:SENSe:DATA:TELecom:ETHernet:FMATch:FILTer:TYPE

Description

This command selects the type of filter.

At *RST condition, this value is set to None.

Navigation Path: Functions > Packet Capture > Trigger Type > Field Match > CONFig > Filter CONFig

Syntax

:SENSe:DATA:TELecom:ETHernet:FMATch:FILTer:TYPE <wsp><Criterion>, <Type>

Parameter(s)

Criterion:

The program data syntax for the first parameter is defined as a <DECIMAL NUMERIC PROGRAM DATA> element.

Selects the filter criterion number from 1 to 4.

Type:

The program data syntax for the second parameter is defined as a <CHARACTER PROGRAM DATA> element.

Selects the type of filter.

NONE: No filter; DMAC: Destination MAC address; SMAC: the Source MAC address; VLANid: C-VLAN ID; VPRiority: C-VLAN Priority; VLAN2id: S-VLAN ID; V2PRiority: S-VLAN Priority; VLAN3id: E-VLAN ID; V3PRiority: E-VLAN Priority; IPDestination: the Destination IP address; IPSource: the IP Source address; TOS: Type of Service (TOS); PRECedence: Precedence; DSERvices: Differentiated Services; UDEStination: UDP Destination port; USOurce: UDP Source port; ETHertype: Ether Type; IPPRotocol: IP Protocol; IPVDESTINATION: IPv6 Destination IP address; IPVSOURCE: IPv6 Source address; IPVFLABEL: IPv6 Flow Label; IPVNHEADER: IPv6 Next Header; IPVDIFFSERV: IPv6 Differentiated Services; IPVPRECEDENCE: IPv6 Precedence; IPVTOS: IPv6 Type of Service (TOS); TDEStination: TCP Destination; TSOurce: TCP Source; FFORMAT: Frame Format; MLABEL1: MPLS Label 1; MLABEL2: MPLS Label 2; MCOS1: MPLS COS 1; MCOS2: MPLS COS 2

Response Syntax

<Tos>

Example(s)

SENS:DATA:TEL:ETH:FMAT:FILT:TYPE 1, DMAC

SENS:DATA:TEL:ETH:FMAT:FILT:TYPE? 1

See Also

SENSe:DATA:TELecom:ETHernet:STReam:FILTer:TYPE

SENSe:DATA:TELecom:ETHernet:STReam:FILTer:TYPE?

:SENSe:DATA:TELecom:ETHernet:FMATch:FILTer:TYPE?

Description

This query returns the type of filter.

At *RST condition, this value is set to None.

Navigation Path: Functions > Packet Capture > Trigger Type > Field Match > CONFig > Filter CONFig

Syntax

:SENSe:DATA:TELecom:ETHernet:FMATch:FILTer:TYPE? <wsp><Criterion>

Parameter(s)

Criterion:

The program data syntax for the first parameter is defined as a <DECIMAL NUMERIC PROGRAM DATA> element.

Selects the filter criterion number from 1 to 4.

Response Syntax

<FilterType>

Response(s)

FilterType:

The response data syntax for the first parameter is defined as a <CHARACTER RESPONSE DATA> element.

Returns the type of filter.

NONE: No filter; DMAC: Destination MAC address; SMAC: the Source MAC address; VLANid: C-VLAN ID; VPRiority: C-VLAN Priority; VLAN2id: S-VLAN ID; V2PRiority: S-VLAN Priority; VLAN3id: E-VLAN ID; V3PRiority: E-VLAN Priority; IPDestination: the Destination IP address; IPSource: the IP Source address; TOS: Type of Service (TOS); PRECedence: Precedence; DSERvices: Differentiated Services; UDEStination: UDP Destination port; USOurce: UDP Source port; ETHertype: Ether Type; IPPRotocol: IP Protocol; IPVDESTINATION: IPv6 Destination IP address; IPVSOURCE: IPv6 Source address; IPVFLABEL: IPv6 Flow Label; IPVNHEADER: IPv6 Next Header; IPVDIFFSERV: IPv6 Differentiated Services; IPVPRECEDENCE: IPv6 Precedence; IPVTOS, indicates IPv6 Type of Service (TOS); TDESTINATION: TCP Destination; TSOURCE: TCP Source; FFORMAT: Frame Format; MLABEL1: MPLS Label 1; MLABEL2: MPLS Label 2; MCOS1: MPLS COS 1; MCOS2: MPLS COS 2

Example(s)

SENS:DATA:TEL:ETH:FMAT:FILT:TYPE 1, DMAC

SENS:DATA:TEL:ETH:FMAT:FILT:TYPE? 1

See Also

SENSe:DATA:TELecom:ETHernet:STReam:FILTer:TYPE

SENSe:DATA:TELecom:ETHernet:STReam:FILTer:TYPE?

:SENSe:DATA:TELecom:ETHernet:FMATch:FILTer:VLAN:ID

Description

This command sets the value of VLAN identifier, if the filter type is VLAN ID for a specific Filter Number.

At *RST condition, this value is set to 0.

Navigation Path: Functions > Filters & Packet Capture > Packet Capture > Field Match > CONFig > Filter CONFig

Syntax

:SENSe:DATA:TELecom:ETHernet:FMATch:FILTer:VLAN:ID <wsp><Criterion>, <Vlan>, <Id>

Parameter(s)

Criterion:

The program data syntax for the first parameter is defined as a <DECIMAL NUMERIC PROGRAM DATA> element.

Selects the filter criterion number from 1 to 4.

Vlan:

The program data syntax for the second parameter is defined as a <DECIMAL NUMERIC PROGRAM DATA> element.

Selects the VLAN.

Vlan stack is always 1 | 2 | 3

Id:

The program data syntax for the third parameter is defined as a <DECIMAL NUMERIC PROGRAM DATA> element.

Sets the value of VLAN Identifier.

MAXimum: Biggest supported value

MINimum: Smallest supported value

DEFault: Default value

Response Syntax

<FilterType>

Example(s)

SENS:DATA:TEL:ETH:FMAT:FILT:VLAN:ID 2,1, 4095

SENS:DATA:TEL:ETH:FMAT:FILT:VLAN:ID? 2,1

Returns: 4095

See Also

SENSe:DATA:TELecom:ETHernet:STReam:FILTer:VLAN:PRIority

SENSe:DATA:TELecom:ETHernet:STReam:FILTer:VLAN:PRIority?

:SENSe:DATA:TELecom:ETHernet:FMATch:FILTer:VLAN:ID?

Description

This query returns the value of VLAN ID, if the filter type is VLAN ID for a specific Filter Number.

At *RST condition, this value is set to 0.

Navigation Path: Functions > Filters & Packet Capture > Packet Capture > Field Match > CONFig > Filter CONFig

Syntax

:SENSe:DATA:TELecom:ETHernet:FMATch:FILTer:VLAN:ID? <wsp><Criterion>, <Vlan>,[<ID>]

Parameter(s)

Criterion:

The program data syntax for the first parameter is defined as a <DECIMAL NUMERIC PROGRAM DATA> element.

Selects the filter criterion number from 1 to 4.

Vlan:

The program data syntax for the second parameter is defined as a <DECIMAL NUMERIC PROGRAM DATA> element.

Selects the VLAN.

Vlan stack is always 1 | 2 | 3

ID:

The program data syntax for the third parameter is defined as a <CHARACTER PROGRAM DATA> element.

Selects the VLAN ID.

This parameter is optional. If no token is specified, the current VLAN ID is returned.

MAXimum: Biggest supported value

MINimum: Smallest supported value

DEFault: Default value

Response Syntax

<VlanId>

:SENSe:DATA:TELecom:ETHernet:FMATch:FILTer:VLAN:ID?

Response(s)

VlanId:

The response data syntax for the first parameter is defined as a <NR1 NUMERIC RESPONSE DATA> element.

Returns the value of VLAN identifier.

Example(s)

SENS:DATA:TEL:ETH:FMAT:FILT:VLAN:ID 2,1, 4095

SENS:DATA:TEL:ETH:FMAT:FILT:VLAN:ID? 2,1

Returns: 4095

See Also

SENSe:DATA:TELecom:ETHernet:STReam:FILTer:VLAN:PRIority

SENSe:DATA:TELecom:ETHernet:STReam:FILTer:VLAN:PRIority?

:SENSe:DATA:TELecom:ETHernet:FMATch:FILTer:VLAN:PRIority

Description

This command sets the value of VLAN priority, if the filter type is VLAN priority for a specific Filter Number.

At *RST condition, this value is set to 0.

Navigation Path: Functions > Filters & Packet Capture > Packet Capture > Field Match > CONFig > Filter CONFig

Syntax

:SENSe:DATA:TELecom:ETHernet:FMATch:FILTer:VLAN:PRIority <wsp><Criterion>, <Vlan>, <Priority>

Parameter(s)

Criterion:

The program data syntax for the first parameter is defined as a <DECIMAL NUMERIC PROGRAM DATA> element.

Selects the filter criterion number from 1 to 4.

Vlan:

The program data syntax for the second parameter is defined as a <DECIMAL NUMERIC PROGRAM DATA> element.

Selects the VLAN.

Vlan stack is always 1 | 2 | 3

Priority:

The program data syntax for the third parameter is defined as a <DECIMAL NUMERIC PROGRAM DATA> element.

Sets the value of VLAN Priority.

MAXimum: Biggest supported value

MINimum: Smallest supported value

DEFault: Default value

Response Syntax

<VlanId>

Example(s)

SENS:DATA:TEL:ETH:FMAT:FILT:VLAN:PRI 2,1, 7

SENS:DATA:TEL:ETH:FMAT:FILT:VLAN:PRI? 2,1

Returns: 7

See Also

SENSe:DATA:TELecom:ETHernet:STReam:FILTer:VLAN:ID

SENSe:DATA:TELecom:ETHernet:STReam:FILTer:VLAN:ID?

:SENSe:DATA:TELecom:ETHernet:FMATch:FILTer:VLAN:PRIority?

Description

This query returns the value of Virtual Local Area Network (VLAN) priority, if the filter type is VLAN priority for a specific Filter Number.

At *RST condition, this value is set to 0.

Navigation Path: Functions > Filters & Packet Capture > Packet Capture > Field Match > CONFig > Filter CONFig

Syntax

:SENSe:DATA:TELecom:ETHernet:FMATch:FILTer:VLAN:PRIority? <wsp><Criterion>, <Vlan>,[<Priority>]

Parameter(s)

Criterion:

The program data syntax for the first parameter is defined as a <DECIMAL NUMERIC PROGRAM DATA> element.

Selects the filter criterion number from 1 to 4.

Vlan:

The program data syntax for the second parameter is defined as a <DECIMAL NUMERIC PROGRAM DATA> element.

Selects the VLAN.

Vlan stack is always 1 | 2 | 3

Priority:

The program data syntax for the third parameter is defined as a <CHARACTER PROGRAM DATA> element.

Selects the VLAN Priority value.

This parameter is optional. If no token is specified, the current VLAN Priority value is returned.

MAXimum: Biggest supported value

MINimum: Smallest supported value

DEFault: Default value

Response Syntax

<Priority>

:SENSe:DATA:TELecom:ETHernet:FMATch:FILTer:VLAN:PRIority?

Response(s)

Priority:

The response data syntax for the first parameter is defined as a <NR1 NUMERIC RESPONSE DATA> element.

Returns the value of VLAN priority.

Example(s)

SENS:DATA:TEL:ETH:FMAT:FILT:VLAN:PRI 2,1, 7

SENS:DATA:TEL:ETH:FMAT:FILT:VLAN:PRI? 2,1

Returns: 7

See Also

SENSe:DATA:TELecom:ETHernet:STReam:FILTer:VLAN:ID

SENSe:DATA:TELecom:ETHernet:STReam:FILTer:VLAN:ID?

GMP

:FETCh:DATA:TELecom:OTN:ODU[1..n]:GMP:RX:CMSTatus?

Description

This query returns the value of RX Cm captured.

This query is not associated with any *RST condition.

Navigation Path: Functions > GMP > RX Cm

Syntax

:FETCh:DATA:TELecom:OTN:ODU[1..n]:GMP:RX:CMSTatus?[<wsp><Value>],[<Channel Number or Client ID>]

Parameter(s)

Value:

The program data syntax for the first parameter is defined as a <DECIMAL NUMERIC PROGRAM DATA> element.

This parameter is optional. If no value is specified, the current value is returned.

MINValue: The minimum value captured.

MAXValue: The maximum value captured.

Channel Number or Client ID:

The program data syntax for the second parameter is defined as a <DECIMAL NUMERIC PROGRAM DATA> element.

Optional parameter, applicable to Multi-Channel OTN and FlexO BERT only.

For Multi-Channel OTN, selects the channel number.

For FlexO BERT, selects the client ID.

Response Syntax

<Value>

Response(s)

Value:

The response data syntax for the first parameter is defined as a <NR1 NUMERIC RESPONSE DATA> element.

Returns the Cm value captured.

Example(s)

FETC:DATA:TEL:OTN:ODU:GMP:RX:CMST? MAXV

See Also

FETCh:DATA:TELecom:OTN:ODU[1..n]:GMP:TX:CMSTatus?

:FETCh:DATA:TELecom:OTN:ODU[1..n]:GMP:RX:CNDStatus?

Description

This query returns the value of RX CnD captured.

This query is not associated with any *RST condition.

Navigation Path: Functions > GMP > RX CnD

Syntax

:FETCh:DATA:TELecom:OTN:ODU[1..n]:GMP:RX:CNDStatus?[<wsp><Value>],[<Channel Number or Client ID>]

Parameter(s)

Value:

The program data syntax for the first parameter is defined as a <DECIMAL NUMERIC PROGRAM DATA> element.

This parameter is optional. If no value is specified, the current value is returned.

MINValue: The minimum value captured.

MAXValue: The maximum value captured.

Channel Number or Client ID:

The program data syntax for the second parameter is defined as a <DECIMAL NUMERIC PROGRAM DATA> element.

Optional parameter, applicable to Multi-Channel OTN and FlexO BERT only.

For Multi-Channel OTN, selects the channel number.

For FlexO BERT, selects the client ID.

Response Syntax

<Value>

Response(s)

Value:

The response data syntax for the first parameter is defined as a <NR1 NUMERIC RESPONSE DATA> element.

Returns the CnD value captured.

Example(s)

FETC:DATA:TEL:OTN:ODU:GMP:RX:CNDS? MAXV

See Also

FETCh:DATA:TELecom:OTN:ODU[1..n]:GMP:TX:CNDStatus?

:FETCh:DATA:TELecom:OTN:ODU[1..n]:GMP:TX:CMSTatus?

Description

This query returns the CM status transmitted during the test.

GMP is present for the following OTN Multiplexing rates: ODU3(PT=21)/ODU0 or ODU3(PT=21)/ODU0 or ODU3(PT=21)/ODU2

This query is not associated with any *RST condition.

Navigation Path: Test > OTN BERT > Functions > GMP

Syntax

:FETCh:DATA:TELecom:OTN:ODU[1..n]:GMP:TX:CMSTatus? <wsp><CMStatus>,[<Channel Number or Client ID>]

Parameter(s)

CMStatus:

The program data syntax for the first parameter is defined as a <CHARACTER PROGRAM DATA> element.

MINValue, displays the minimum CM value transmitted.

MAXValue, displays the maximum CM value transmitted.

Channel Number or Client ID:

The program data syntax for the second parameter is defined as a <DECIMAL NUMERIC PROGRAM DATA> element.

Optional parameter, applicable to Multi-Channel OTN and FlexO BERT only.

For Multi-Channel OTN, selects the channel number.

For FlexO BERT, selects the client ID.

Response Syntax

<Value>

Response(s)

Value:

The response data syntax for the first parameter is defined as a <NR1 NUMERIC RESPONSE DATA> element.

Returns the CM status transmitted during the test.

MINValue, displays the minimum CM value transmitted.

MAXValue displays the maximum CM value transmitted.

Example(s)

FETC:DATA:TEL:OTN:ODU3:GMP:TX:CMST? MAXV

See Also

FETCh:DATA:TELecom:OTN:ODU[1..n]:GMP:TX:CNDStatus?

:FETCh:DATA:TELecom:OTN:ODU[1..n]:GMP:TX:CNDStatus?

Description

This query returns the CND status transmitted during the test.

GMP is present for the following OTN Multiplexing rates: ODU3(PT=21)/ODU0 or ODU3(PT=21)/ODU0 or ODU3(PT=21)/ODU2

This query is not associated with any *RST condition.

Navigation Path: Test > OTN BERT > Functions > GMP

Syntax

:FETCh:DATA:TELecom:OTN:ODU[1..n]:GMP:TX:CNDStatus? <wsp><CNDStatus>,[<Channel Number or Client ID>]

Parameter(s)

CNDStatus:

The program data syntax for the first parameter is defined as a <CHARACTER PROGRAM DATA> element.

MINValue, displays the minimum CND value transmitted.

MAXValue, displays the maximum CND value transmitted.

Channel Number or Client ID:

The program data syntax for the second parameter is defined as a <DECIMAL NUMERIC PROGRAM DATA> element.

Optional parameter, applicable to Multi-Channel OTN and FlexO BERT only.

For Multi-Channel OTN, selects the channel number.

For FlexO BERT, selects the client ID.

Response Syntax

<Value>

Response(s)

Value:

The response data syntax for the first parameter is defined as a <NR1 NUMERIC RESPONSE DATA> element.

Returns the CND status transmitted during the test.

MINValue, displays the minimum CND value transmitted.

MAXValue displays the maximum CND value transmitted.

Example(s)

FETC:DATA:TEL:OTN:ODU:GMP:TX:CNDS? MAXV

See Also

FETCh:DATA:TELecom:OTN:ODU[1..n]:GMP:TX:CMSTatus?

Client Offset

:FETCh:DATA:TELecom:ETHernet:COFFset:FREQuency?

Description	This query returns the frequency used for transmission. At *RST condition, this value is device dependent. Navigation Path for Pattern(oduflex mapping) client: Test(OTN Bert) > Functions > Client Offset > Tx Frequency > Frequency Navigation Path for 1GbE client: Test(OTN Bert) > Functions > Client Offset > Tx Frequency > Frequency
Syntax	:FETCh:DATA:TELecom:ETHernet:COFFset:FREQuency? <wsp><Frequency Type>
Parameter(s)	**Frequency Type**: The program data syntax for the first parameter is defined as a <CHARACTER PROGRAM DATA> element. Indicates the frequency used for transmission. AFRequency, Indicates the frequency (Nominal fequency + port frequency offset + client frequency offset) used for transmission fo the client signal. NFRequency, Indicates the nominal frequency of the signal.
Response Syntax	<Frequency>
Response(s)	**Frequency**: The response data syntax for the first parameter is defined as a <NR1 NUMERIC RESPONSE DATA> element. Returns the frequency value used for transmission.
Example(s)	FETC:DATA:TEL:ETH:COFF:FREQ? AFR
See Also	SENSe:DATA:TELecom:ETHernet:COFFset:FREQuency?

:SENSe:DATA:TELecom:ETHernet:COFFset:CONFig:EFRequency?

Description	This query returns the expected frequency of the input signal in Hz. At *RST condition, this value is 1.249453922 GHz. Navigation Path for Pattern (oduflex mapping) client: Test(OTN Bert) > Functions > Client Offset > Rx Frequency > Expected Frequency
Syntax	:SENSe:DATA:TELecom:ETHernet:COFFset:CONFig:EFRequency?
Response Syntax	<Efrequency>
Response(s)	**Efrequency**: The response data syntax for the first parameter is defined as a <NR1 NUMERIC RESPONSE DATA> element. Returns the expected frequency of the input signal.
Example(s)	SENS:DATA:TEL:ETH:COFF:CONF:EFR?
See Also	FETCh:DATA:TELecom:ETHernet:COFFset:FREQuency?

:SENSe:DATA:TELecom:ETHernet:COFFset:CONFig:FOANalysis:ENABle

Description

This command sets the enable and disable status of Frequency Offset Analysis.

At *RST condition, this value is set to ON.

Navigation Path for Pattern(oduflex mapping) client: Test(OTN Bert) > Functions > Client Offset > Rx Frequency > Frequency Offset Analysis(checkbox)

Syntax

:SENSe:DATA:TELecom:ETHernet:COFFset:CONFig:FOANalysis:ENABle <wsp><Status>

Parameter(s)

Status:

The program data syntax for the first parameter is defined as a <BOOLEAN PROGRAM DATA> element.

Enables/disables:

ON: Enables

OFF: Disables

Response Syntax

<Efrequency>

Example(s)

SENS:DATA:TEL:ETH:COFF:CONF:FOAN:ENAB ON

SENS:DATA:TEL:ETH:COFF:CONF:FOAN:ENAB?

Returns: 1

See Also

SOURce:DATA:TELecom:ETHernet:COFFset:FREQuency:ENABle

:SENSe:DATA:TELecom:ETHernet:COFFset:CONFig:FOANalysis:ENABle?

Description

This query returns the status of Frequency Offset Analysis.

At *RST condition, this value is set to ON.

Navigation Path for Pattern(oduflex mapping) client: Test(OTN Bert) > Functions > Client Offset > Rx Frequency > Frequency Offset Analysis(checkbox)

Syntax

:SENSe:DATA:TELecom:ETHernet:COFFset:CONFig:FOANalysis:ENABle?

Response Syntax

<Status>

Response(s)

Status:

The response data syntax for the first parameter is defined as a <BOOLEAN RESPONSE DATA> element.

Returns the enable/disable status:

1: Enabled

0: Disabled

Example(s)

SENS:DATA:TEL:ETH:COFF:CONF:FOAN:ENAB ON

SENS:DATA:TEL:ETH:COFF:CONF:FOAN:ENAB?

Returns: 1

See Also

SOURce:DATA:TELecom:ETHernet:COFFset:FREQuency:ENABle?

:SENSe:DATA:TELecom:ETHernet:COFFset:FREQuency?

Description

This query returns the frequency of the input signal

At *RST condition, this value is device dependent.

Navigation Path for Pattern(oduflex mapping) client: Test(OTN Bert) > Functions > Client Offset > Rx Frequency > Frequency/Offset/MNOFfset/MPOFfset

Syntax

:SENSe:DATA:TELecom:ETHernet:COFFset:FREQuency? <wsp><Frequency Type>

Parameter(s)

Frequency Type:

The program data syntax for the first parameter is defined as a <CHARACTER PROGRAM DATA> element.

Returns the frequency of the input signal in bps.

FREQuency, Frequency Offset indicates the offset between the expected rate specification and the rate of the input signal.

FOFFset, Offset Unit allows the selection of the frequency offset unit. Choices are bps and ppm. The default setting is pm.

MNOFfset, Max. Negative Offset indicates the offset between the expected rate specification and the smallest rate recorded from the received signal.

MPOFfset, Max. Positive Offset indicates the offset between the expected rate specification and the largest rate recorded from the received signal.

Response Syntax

<Frequency>

Response(s)

Frequency:

The response data syntax for the first parameter is defined as a <NR2 NUMERIC RESPONSE DATA> element.

Returns the frequency of the input signal in bps.

FREQuency, Frequency Offset indicates the offset between the expected rate specification and the rate of the input signal.

FOFFset, Offset Unit allows the selection of the frequency offset unit. Choices are bps and ppm. The default setting is pm.

MNOFfset, Max. Negative Offset indicates the offset between the expected rate specification and the smallest rate recorded from the received signal.

MPOFfset, Max. Positive Offset indicates the offset between the expected rate specification and the largest rate recorded from the received signal.

Example(s)

SENS:DATA:TEL:ETH:COFF:FREQ? FOFF

See Also

SENSe:DATA:TELecom:ETHernet:COFFset:CONFig:EFRequency?

:SOURce:DATA:TELecom:ETHernet:COFFset:FREQuency:ENABle

Description

This command allows to enable the frequency offset measurements.

At *RST condition, this value is set to OFF.

Navigation Path for Pattern(oduflex mapping) client: Test(OTN Bert) > Functions > Client Offset > Tx Frequency > Offset(checkbox)

Navigation Path for 1GbE client: Test(OTN Bert) > Functions > Client Offset > Tx Frequency > Offset(checkbox)

Syntax

:SOURce:DATA:TELecom:ETHernet:COFFset:FREQuency:ENABle <wsp><Status>

Parameter(s)

Status:

The program data syntax for the first parameter is defined as a <BOOLEAN PROGRAM DATA> element.

Enables/disables:

ON: Enables

OFF: Disables

Response Syntax

<Frequency>

Example(s)

SOUR:DATA:TEL:ETH:COFF:FREQ:ENAB ON

SOUR:DATA:TEL:ETH:COFF:FREQ:ENAB?

Returns: 1

See Also

SOURce:DATA:TELecom:OTN:FSTRucture:ENABle

:SOURce:DATA:TELecom:ETHernet:COFFset:FREQuency:ENABle?

Description

This command returns the status of the frequency offset measurements.

At *RST condition, this value is set to OFF.

Navigation Path for Pattern(oduflex mapping) client: Test(OTN Bert) > Functions > Client Offset > Tx Frequency > Offset(checkbox)

Navigation Path for 1GbE client: Test(OTN Bert) > Functions > Client Offset > Tx Frequency > Offset(checkbox)

Syntax

:SOURce:DATA:TELecom:ETHernet:COFFset:FREQuency:ENABle?

Response Syntax

<Status>

Response(s)

Status:

The response data syntax for the first parameter is defined as a <BOOLEAN RESPONSE DATA> element.

Returns the enable/disable status:

1: Enabled

0: Disabled

Example(s)

SOUR:DATA:TEL:ETH:COFF:FREQ:ENAB ON

SOUR:DATA:TEL:ETH:COFF:FREQ:ENAB?

Returns: 1

See Also

SOURce:DATA:TELecom:OTN:FSTRucture:ENABle?

:SOURce:DATA:TELecom:ETHernet:COFFset:FREQuency:OFFSet

Description

This command allows entering a positive or a negative client frequency offset in ppm.

At *RST condition, this value is set to 0.

Navigation Path for Pattern(oduflex mapping) client: Test(OTN Bert) > Functions > Client Offset > Tx Frequency > Offset value

Navigation Path for 1GbE client: Test(OTN Bert) > Functions > Client Offset > Tx Frequency > Offset

Syntax

:SOURce:DATA:TELecom:ETHernet:COFFset:FREQuency:OFFSet <wsp><CFO>

Parameter(s)

CFO:

The program data syntax for the first parameter is defined as a <DECIMAL NUMERIC PROGRAM DATA> element.

This parameter is optional. If no token is specified, the current client frequency offset is returned.

MAXimum: Biggest supported value

MINimum: Smallest supported value

DEFault: Default value

Response Syntax

<Status>

Example(s)

SOUR:DATA:TEL:ETH:COFF:FREQ:OFFS 55

SOUR:DATA:TEL:ETH:COFF:FREQ:OFFS?

Returns: 55

See Also

SOURce:DATA:TELecom:OTN:ERRor:OTU[1..n]:AMOunt

:SOURce:DATA:TELecom:ETHernet:COFFset:FREQuency:OFFSet?

Description

This command returns a positive or a negative client frequency offset in ppm.

At *RST condition, this value is set to 0.

Navigation Path for Pattern(oduflex mapping) client: Test(OTN Bert) > Functions > Client Offset > Tx Frequency > Offset value

Navigation Path for 1GbE client: Test(OTN Bert) > Functions > Client Offset > Tx Frequency > Offset

Syntax

:SOURce:DATA:TELecom:ETHernet:COFFset:FREQuency:OFFSet?[<wsp><CFO>]

Parameter(s)

CFO:

The program data syntax for the first parameter is defined as a <CHARACTER PROGRAM DATA> element.

Allows entering a positive or a negative client frequency offset in ppm.

MAXimum: Biggest supported value

MINimum: Smallest supported value

DEFault: Default value

Response Syntax

<CFO>

Response(s)

CFO:

The response data syntax for the first parameter is defined as a <NR1 NUMERIC RESPONSE DATA> element.

Returns the entered positive or a negative client frequency offset in ppm.

Example(s)

SOUR:DATA:TEL:ETH:COFF:FREQ:OFFS 55

SOUR:DATA:TEL:ETH:COFF:FREQ:OFFS?

Returns: 55

See Also

SOURce:DATA:TELecom:OTN:ERRor:OTU[1..n]:AMOunt?

Traffic Scan

:FETCh:DATA:TELecom:TSCan:DISCovered?

Description	This query returns the current number of monitored traffic flows discovered value. Navigation Path: Functions > Traffic Scan > Discovered
Syntax	:FETCh:DATA:TELecom:TSCan:DISCovered?
Response Syntax	<Discovered>
Response(s)	**Discovered**: The response data syntax for the first parameter is defined as a <NR1 NUMERIC RESPONSE DATA> element. Returns the number of discovered value.
Example(s)	FETC:DATA:TEL:TSC:DISC?
See Also	FETCh:DATA:TELecom:TSCan:LINK:RATE?

:FETCh:DATA:TELecom:TSCan:LINK:RATE?

Description

This query returns the link rate.

Navigation Path: Functions > Traffic Scan > Link Rate

Syntax

:FETCh:DATA:TELecom:TSCan:LINK:RATE? <wsp><Rate Layer>

Parameter(s)

Rate Layer:

The program data syntax for the first parameter is defined as a <CHARACTER PROGRAM DATA> element.

Link Rate the VLAN Scan.

EBANDWIDTH: Ethernet Bandwidth.

LUTILIZATION: Line Utilization.

Response Syntax

<Rate>

Response(s)

Rate:

The response data syntax for the first parameter is defined as a <NR2 NUMERIC RESPONSE DATA> element.

Returns the VLAN link rate of traffic scan.

Example(s)

FETC:DATA:TEL:TSC:LINK:RATE? LUTILIZATION

See Also

FETCh:DATA:TELecom:TSCan:STATistics:RATE:TOTal?

:FETCh:DATA:TELecom:TSCan:LIST?

Description

This query returns all the output values as per the selection.

Navigation Path: Functions > Traffic Scan > E-VLAN, S-VALN, C-VLAN and Statistics Table

Syntax

:FETCh:DATA:TELecom:TSCan:LIST? <wsp><Rate Layer>,[<Stream number>]

Parameter(s)

Rate Layer:

The program data syntax for the first parameter is defined as a <CHARACTER PROGRAM DATA> element.

Starts The Traffic Scan.

Received List of scan as per below selection for rate.

EBANDWIDTH: Ethernet Bandwidth.

LUTILIZATION: Line Utilization.

Stream number:

The program data syntax for the second parameter is defined as a <DECIMAL NUMERIC PROGRAM DATA> element.

If Stream number is not provided, then the entire Vlan list is returned and if it is provided then particular stream row is returned.

Response Syntax

<List>

Response(s)

List:

The response data syntax for the first parameter is defined as a <STRING RESPONSE DATA> element.

Returns the Complete List of traffic scan.

Example(s)

FETC:DATA:TEL:TSC:LIST? LUTILIZATION, 1

See Also

FETCh:DATA:TELecom:LOGGer:LIST?

:FETCh:DATA:TELecom:TSCan:LREached:STATus?

Description

This query returns the status of when resource limit is reached, new traffic flows are no longer created in the discovery results.

Navigation Path: Functions > Traffic Scan > Limit Reached

Syntax

:FETCh:DATA:TELecom:TSCan:LREached:STATus?

Response Syntax

<Lreached>

Response(s)

Lreached:

The response data syntax for the first parameter is defined as a <CHARACTER RESPONSE DATA> element.

Returns the VLAN Status of Limit Reached.

Example(s)

FETC:DATA:TEL:TSC:LRE:STAT?

See Also

FETCh:DATA:TELecom:FIBer:LINK?

:FETCh:DATA:TELecom:TSCan:STATistics:FCOunt:TOTal?

Description	This query returns total frame count. Navigation Path: Functions > Traffic Scan > Total Frame Count
Syntax	:FETCh:DATA:TELecom:TSCan:STATistics:FCOunt:TOTal?
Response Syntax	<Count>
Response(s)	**Count**: The response data syntax for the first parameter is defined as a <NR2 NUMERIC RESPONSE DATA> element. Returns the total Frame count of traffic scan.
Example(s)	FETC:DATA:TEL:TSC:STAT:FCO:TOT?
See Also	FETCh:DATA:TELecom:TSCan:STATistics:RATE:TOTal?

:FETCh:DATA:TELecom:TSCan:STATistics:RATE:TOTal?

Description

This query returns total rate count.

Navigation Path: Functions > Traffic Scan > Total Rate

Syntax

:FETCh:DATA:TELecom:TSCan:STATistics:RATE:TOTal? <wsp><Rate Layer>

Parameter(s)

Rate Layer:

The program data syntax for the first parameter is defined as a <CHARACTER PROGRAM DATA> element.

Total Receive Rate.

EBANDWIDTH: Ethernet Bandwidth.

LUTILIZATION: Line Utilization.

Response Syntax

<Rate>

Response(s)

Rate:

The response data syntax for the first parameter is defined as a <NR2 NUMERIC RESPONSE DATA> element.

Returns the total Frame rate of traffic scan.

Example(s)

FETC:DATA:TEL:TSC:STAT:RATE:TOTal? LUTILIZATION

See Also

FETCh:DATA:TELecom:TSCan:LINK:RATE?

:SOURce:DATA:TELecom:TSCan:LEVel:TYPE

Description

This command selects the criteria used to filter the incoming VLAN traffic flows.

At *RST, this value is set to ALL.

Navigation Path: Functions > Traffic Scan > Level

Syntax

:SOURce:DATA:TELecom:TSCan:LEVel:TYPE <wsp><Level>

Parameter(s)

Level:

The program data syntax for the first parameter is defined as a <CHARACTER PROGRAM DATA> element.

Sets the level type.

ALL, all staked VLAN

CVLAN, C-VLAN

EVLAN, E-VLAN

SVLAN, S-VLAN

UNTagged, no VLAN

Response Syntax

<Rate>

Example(s)

SOUR:DATA:TEL:TSC:LEV:TYPE EVLAN

See Also

SOURce:DATA:TELecom:PATTern:TYPE

SOURce:DATA:TELecom:TSCan:LEVel:TYPE?

:SOURce:DATA:TELecom:TSCan:LEVel:TYPE?

Description

This query returns the selected Level.

At *RST, this value is set to ALL.

Navigation Path: Functions > Traffic Scan > Level

Syntax

:SOURce:DATA:TELecom:TSCan:LEVel:TYPE?

Response Syntax

<Level>

Response(s)

Level:

The response data syntax for the first parameter is defined as a <CHARACTER RESPONSE DATA> element.

Returns the level of traffic scan.

ALL, all staked VLAN

CVLAN, C-VLAN

EVLAN, E-VLAN

SVLAN, S-VLAN

UNTagged, no VLAN

Example(s)

SOUR:DATA:TEL:TSC:LEV:TYPE?

See Also

SOURce:DATA:TELecom:PATTern:TYPE?

SOURce:DATA:TELecom:TSCan:LEVel:TYPE

:SOURce:DATA:TELecom:TSCan:SCAN:ENABle

Description	This command allows start the scanning according to the configuration. At *RST, this value is set to Disabled. Navigation Path: Functions > Traffic Scan > Scan
Syntax	:SOURce:DATA:TELecom:TSCan:SCAN:ENABle <wsp><Status>
Parameter(s)	**Status**: The program data syntax for the first parameter is defined as a <BOOLEAN PROGRAM DATA> element. Enables/disables: ON: Enables OFF: Disables
Response Syntax	<Level>
Example(s)	SOUR:DATA:TEL:TSC:SCAN:ENAB 1
See Also	SOURce:DATA:TELecom:TSCan:SCAN:ENABle?

:SOURce:DATA:TELecom:TSCan:SCAN:ENABle?

Description

This query returns the scanning status.

At *RST, this value is set to Disabled.

Navigation Path: Functions > Traffic Scan > Scan

Syntax

:SOURce:DATA:TELecom:TSCan:SCAN:ENABle?

Response Syntax

<Status>

Response(s)

Status:

The response data syntax for the first parameter is defined as a <BOOLEAN RESPONSE DATA> element.

Returns the enable/disable status:

1: Enabled

0: Disabled

Example(s)

SOUR:DATA:TEL:TSC:SCAN:ENABle?

See Also

SOURce:DATA:TELecom:TSCan:SCAN:ENABle

S-OAM Link Trace

:FETCh:DATA:TELecom:SOAM:LINK:TRACe:RESult:INValid:LTR?

Description	This query returns the Link Trace Results Invalid LTR. At *RST condition, this value is device dependent. Navigation Path: Functions > S-OAM Link Trace > Invalid LTR
Syntax	:FETCh:DATA:TELecom:SOAM:LINK:TRACe:RESult:INValid:LTR?
Response Syntax	<Value>
Response(s)	**Value**: The response data syntax for the first parameter is defined as a <NR1 NUMERIC RESPONSE DATA> element. Returns the invalid LTR count.
Example(s)	FETC:DATA:TEL:SOAM:LINK:TRACe:RESult:INValid:LTR?
See Also	FETCh:DATA:TELecom:SOAM:FDELay:FAILed:COUNt:VERD?

:FETCh:DATA:TELecom:SOAM:LINK:TRACe:RESult:LTR:TIMeout?

Description	This query returns the Link Trace Results LTR TimeOut. At *RST condition, this value is device dependent. Navigation Path: Functions > S-OAM Link Trace > LTR Time Out
Syntax	:FETCh:DATA:TELecom:SOAM:LINK:TRACe:RESult:LTR:TIMeout?
Response Syntax	<Value>
Response(s)	**Value**: The response data syntax for the first parameter is defined as a <NR1 NUMERIC RESPONSE DATA> element. Returns the LTR Timeout count.
Example(s)	FETC:DATA:TEL:SOAM:LINK:TRACe:RESult:LTR:TIMeout?
See Also	FETCh:DATA:TELecom:SOAM:FDELay:MINimum:DELay?

:FETCh:DATA:TELecom:SOAM:LINK:TRACe:RESult:RX:LTR?

Description	This query returns the Link Trace Results LTR value. At *RST condition, this value is device dependent. Navigation Path: Functions > S-OAM Link Trace > RX LTR
Syntax	:FETCh:DATA:TELecom:SOAM:LINK:TRACe:RESult:RX:LTR?
Response Syntax	<Value>
Response(s)	**Value**: The response data syntax for the first parameter is defined as a <NR1 NUMERIC RESPONSE DATA> element. Returns the Rx LTR count.
Example(s)	FETC:DATA:TEL:SOAM:LINK:TRACe:RESult:RX:LTR?
See Also	FETCh:DATA:TELecom:SOAM:TEST:FAILed:COUNt:VERD?

:FETCh:DATA:TELecom:SOAM:LINK:TRACe:RESult:TX:LTM?

Description	This query returns the Link Trace Results LTM value. At *RST condition, this value is device dependent. Navigation Path: Functions > S-OAM Link Trace > TX LTM
Syntax	:FETCh:DATA:TELecom:SOAM:LINK:TRACe:RESult:TX:LTM?
Response Syntax	<Value>
Response(s)	**Value**: The response data syntax for the first parameter is defined as a <NR1 NUMERIC RESPONSE DATA> element. Returns the Tx LTM count.
Example(s)	FETC:DATA:TEL:SOAM:LINK:TRACe:RESult:TX:LTM?
See Also	FETCh:DATA:TELecom:SOAM:FDELay:CURRent:DELay?

:FETCh:DATA:TELecom:SOAM:LINK:TRACe:RESult?

Description

This query returns the Link Trace Results (TTL+MEP/MIP MAC Address+Forward+Term MEP).

At *RST condition, this value is device dependent.

Navigation Path: Functions > S-OAM Link Trace > Result

Syntax

:FETCh:DATA:TELecom:SOAM:LINK:TRACe:RESult? <wsp><value>

Parameter(s)

value:

The program data syntax for the first parameter is defined as a <DECIMAL NUMERIC PROGRAM DATA> element.

Select row index of result table

Response Syntax

<Result>

Response(s)

Result:

The response data syntax for the first parameter is defined as a <STRING RESPONSE DATA> element.

Returns the selected row result.

Example(s)

FETC:DATA:TEL:SOAM:LINK:TRACe:RESult? 0

Returns: 1st row value from result table.

See Also

FETCh:DATA:TELecom:SOAM:FDELay:STATus?

:FETCh:DATA:TELecom:SOAM:LINK:TRACe:STATus?

Description

This query returns the Last link trace status.

At *RST condition, this value is device dependent.

Navigation Path: Functions > S-OAM Link Trace > Status

Syntax

:FETCh:DATA:TELecom:SOAM:LINK:TRACe:STATus?

Response Syntax

<Value>

Response(s)

Value:

The response data syntax for the first parameter is defined as a <CHARACTER RESPONSE DATA> element.

Returns the Last Link trace status.

PENDING, status as pending.

SUCCESSFUL, status as successful.

LTRTIMEOUT, status as LTR timeout.

INVALIDLTR, status as invalid LTR.

IDLE, status as idle.

Example(s)

FETC:DATA:TEL:SOAM:LINK:TRACe:STATus?

See Also

FETCh:DATA:TELecom:SOAM:FDELay:MAXimum:DELay?

:SENSe:DATA:TELecom:SOAM:LINK:TRACe:DROP:ELIGible

Description

This command sets the Drop Eligible Yes/No.

At *RST condition, this value is device dependent.

Navigation Path: Functions > S-OAM Link Trace > Drop Eligible

Syntax

:SENSe:DATA:TELecom:SOAM:LINK:TRACe:DROP:ELIGible <wsp><Set>

Parameter(s)

Set:

The program data syntax for the first parameter is defined as a <CHARACTER PROGRAM DATA> element.

Selects the status of Drop Eligible.

YES

NO

Response Syntax

<Value>

Example(s)

SENS:DATA:TEL:SOAM:LINK:TRACe:DROP:ELIGible YES

SENS:DATA:TEL:SOAM:LINK:TRACe:DROP:ELIGible?

Returns: YES

See Also

FETCh:DATA:TELecom:SOAM:TRAF:TX:TOTal?

:SENSe:DATA:TELecom:SOAM:LINK:TRACe:DROP:ELIGible?

Description

This query returns the Drop Eligible Yes/No.

At *RST condition, this value is device dependent.

Navigation Path: Functions > S-OAM Link Trace > Drop Eligible

Syntax

:SENSe:DATA:TELecom:SOAM:LINK:TRACe:DROP:ELIGible?

Response Syntax

<Set>

Response(s)

Set:

The response data syntax for the first parameter is defined as a <CHARACTER RESPONSE DATA> element.

Returns the status of Drop Eligible.

YES, selected as YES

NO, selected as NO

Example(s)

SENS:DATA:TEL:SOAM:LINK:TRACe:DROP:ELIGible YES

SENS:DATA:TEL:SOAM:LINK:TRACe:DROP:ELIGible?

Returns: YES

See Also

FETCh:DATA:TELecom:SOAM:TRAF:RX:TOTal?

:SENSe:DATA:TELecom:SOAM:LINK:TRACe:ENABle

Description

This command sets the Link trace Enable/Disable.

At *RST condition, this value is device dependent.

Navigation Path: Functions > S-OAM Link Trace > Link Trace

Syntax

:SENSe:DATA:TELecom:SOAM:LINK:TRACe:ENABle[<wsp><Status>]

Parameter(s)

Status:

The program data syntax for the first parameter is defined as a <BOOLEAN PROGRAM DATA> element.

Enables/disables:

ON: Enables

OFF: Disables

Response Syntax

<Set>

Example(s)

SENS:DATA:TEL:SOAM:LINK:TRACe:ENABle ON

SENS:DATA:TEL:SOAM:LINK:TRACe:ENABle?

Returns: 1

See Also

FETCh:DATA:TELecom:SOAM:TRAF:RESPonder:TX:TOTal?

:SENSe:DATA:TELecom:SOAM:LINK:TRACe:ENABle?

Description

This query returns the Link trace Enable/Disable.

At *RST condition, this value is device dependent.

Navigation Path: Functions > S-OAM Link Trace > Link Trace

Syntax

:SENSe:DATA:TELecom:SOAM:LINK:TRACe:ENABle?

Response Syntax

<Status>

Response(s)

Status:

The response data syntax for the first parameter is defined as a <BOOLEAN RESPONSE DATA> element.

Returns the enable/disable status:

1: Enabled

0: Disabled

Example(s)

SENS:DATA:TEL:SOAM:LINK:TRACe:ENABle ON

SENS:DATA:TEL:SOAM:LINK:TRACe:ENABle?

Returns: 2

See Also

FETCh:DATA:TELecom:SOAM:TRAF:RESPonder:RX:TOTal?

:SENSe:DATA:TELecom:SOAM:LINK:TRACe:PRIority

Description

This command sets the Link Trace Priority.

At *RST condition, this value is device dependent.

Navigation Path: Functions > S-OAM Link Trace > Priority

Syntax

:SENSe:DATA:TELecom:SOAM:LINK:TRACe:PRIority <wsp><value>

Parameter(s)

value:

The program data syntax for the first parameter is defined as a <CHARACTER PROGRAM DATA> element.

Selects the priority.

0: the priority 0

1: the priority 1

2: the priority 2

3: the priority 3

4: the priority 4

5: the priority 5

6: the priority 6

7: the priority 7

Response Syntax

<Status>

Example(s)

SENS:DATA:TEL:SOAM:LINK:TRACe:PRIority 2

SENS:DATA:TEL:SOAM:LINK:TRACe:PRIority?

Returns: 2

See Also

FETCh:DATA:TELecom:SOAM:TRAF:TX:COUNt?

:SENSe:DATA:TELecom:SOAM:LINK:TRACe:PRIority?

Description

This query returns the Link Trace Priority.

At *RST condition, this value is device dependent.

Navigation Path: Functions > S-OAM Link Trace > Priority

Syntax

:SENSe:DATA:TELecom:SOAM:LINK:TRACe:PRIority?[<wsp><Value>]

Parameter(s)

Value:

The program data syntax for the first parameter is defined as a <CHARACTER PROGRAM DATA> element.

Selects the priority.

0: the priority 0

1: the priority 1

2: the priority 2

3: the priority 3

4: the priority 4

5: the priority 5

6: the priority 6

7: the priority 7

Response Syntax

<Value>

Response(s)

Value:

The response data syntax for the first parameter is defined as a <NR1 NUMERIC RESPONSE DATA> element.

Returns the priority.

Example(s)

SENS:DATA:TEL:SOAM:LINK:TRACe:PRIority 2

SENS:DATA:TEL:SOAM:LINK:TRACe:PRIority?

Returns: 2

See Also

FETCh:DATA:TELecom:SOAM:TRAF:RX:COUNt?

:SENSe:DATA:TELecom:SOAM:LINK:TRACe:TTL

Description

This command sets the Time to Live (TTL) value.

At *RST condition, this value is device dependent.

Navigation Path: Functions > S-OAM Link Trace > TTL

Syntax

:SENSe:DATA:TELecom:SOAM:LINK:TRACe:TTL[<wsp><TTL>]

Parameter(s)

TTL:

The program data syntax for the first parameter is defined as a <DECIMAL NUMERIC PROGRAM DATA> element.

Sets the TTL.

MAXimum: Biggest supported value

MINimum: Smallest supported value

DEFault: Default value

Response Syntax

<Value>

Example(s)

SENS:DATA:TEL:SOAM:LINK:TRACe:TTL 5

SENS:DATA:TEL:SOAM:LINK:TRACe:TTL?

Returns: 5

See Also

FETCh:DATA:TELecom:SOAM:TRAF:RESPonder:TX:COUNt?

:SENSe:DATA:TELecom:SOAM:LINK:TRACe:TTL?

Description

This query returns the Time to Live (TTL) value.

At *RST condition, this value is device dependent.

Navigation Path: Functions > S-OAM Link Trace > TTL

Syntax

:SENSe:DATA:TELecom:SOAM:LINK:TRACe:TTL?[<wsp><TTL>]

Parameter(s)

TTL:

The program data syntax for the first parameter is defined as a <CHARACTER PROGRAM DATA> element.

Sets the TTL.

This parameter is optional. If no token is specified, the current TTL value is returned.

MAXimum: Biggest supported value

MINimum: Smallest supported value

DEFault: Default value

Response Syntax

<Value>

Response(s)

Value:

The response data syntax for the first parameter is defined as a <NR1 NUMERIC RESPONSE DATA> element.

Returns the TTL.

Example(s)

SENS:DATA:TEL:SOAM:LINK:TRACe:TTL 5

SENS:DATA:TEL:SOAM:LINK:TRACe:TTL?

Returns: 5

See Also

FETCh:DATA:TELecom:SOAM:TRAF:RESPonder:RX:COUNt?

Signaling Bits

:FETCh:DATA:TELecom:DSN:SIGNalbit:VALue?

Description	This query returns signaling bit values. At *RST condition, this value is set to 10. Navigation Path: Functions > Signaling Bits > RX
Syntax	:FETCh:DATA:TELecom:DSN:SIGNalbit:VALue? <wsp><Channel>
Parameter(s)	**Channel**: The program data syntax for the first parameter is defined as a <DECIMAL NUMERIC PROGRAM DATA> element. Sets the channel no Range is from 1 To 24
Response Syntax	<Bitvalue>
Response(s)	**Bitvalue**: The response data syntax for the first parameter is defined as a <NR1 NUMERIC RESPONSE DATA> element. Returns the Signaling Bit Value
Example(s)	FETC:DATA:TEL:DSN:SIGNalbit:VALues? 1
See Also	SOURce:DATA:TELecom:DSN:FEAC SOURce:DATA:TELecom:DSN:FEAC:MANual:CODEword SOURce:DATA:TELecom:DSN:FEAC:MANual:AMOunt? SOURce:DATA:TELecom:DSN:FEAC:MANual:INJect

:FETCh:DATA:TELecom:PDH:SIGNalbit:VALue?

Description

This query returns signaling bit values in PDH.

At *RST condition, this value is set to 10.

Navigation Path: Functions > Signaling Bits > RX

Syntax

:FETCh:DATA:TELecom:PDH:SIGNalbit:VALue? <wsp><Channel>

Parameter(s)

Channel:

The program data syntax for the first parameter is defined as a <DECIMAL NUMERIC PROGRAM DATA> element.

Sets the channel number

Range is from 1 To 30

Response Syntax

<Bitvalue>

Response(s)

Bitvalue:

The response data syntax for the first parameter is defined as a <NR1 NUMERIC RESPONSE DATA> element.

Returns the Signaling Bit Value.

Example(s)

FETC:DATA:TEL:PDH:SIGN:VAL? 1

See Also

FETCh:DATA:TELecom:DSN:SIGNalbit:VALues?

:SOURce:DATA:TELecom:DS[1..n]:SIGNaling:CONTent

Description

This command sets the Tx Signaling Bits content for the given channel number.

At *RST condition, this value is set to 15.

Navigation Path: Functions> Signaling Bits > TX Signaling - Channel (1 - 24)

Syntax

:SOURce:DATA:TELecom:DS[1..n]:SIGNaling:CONTent <wsp><DS0 Chanel>, <Signaling Bits Content>

Parameter(s)

DS0 Chanel:

The program data syntax for the first parameter is defined as a <DECIMAL NUMERIC PROGRAM DATA> element.

Sets the DS0 Chanel for Signaling Bits content.

Choices are 1 through 24.

Signaling Bits Content:

The program data syntax for the second parameter is defined as a <DECIMAL NUMERIC PROGRAM DATA> element.

Sets the value for the Signaling Bits content.

Choices are 0 through 15.

Response Syntax

<Bitvalue>

Example(s)

SOUR:DATA:TEL:DS100:SIGN:CONT 1,0

See Also

SOURce:DATA:TELecom:DS[1..n]:SIGNaling:CONTent

:SOURce:DATA:TELecom:DS[1..n]:SIGNaling:CONTent?

Description

This query returns theTx Signaling Bits content for the given channel number.

At *RST condition, this value is set to 15

Navigation Path: Functions> Signaling Bits > TX Signaling - Channel (1 - 24)

Syntax

:SOURce:DATA:TELecom:DS[1..n]:SIGNaling:CONTent? <wsp><DS0 Chanel>

Parameter(s)

DS0 Chanel:

The program data syntax for the first parameter is defined as a <DECIMAL NUMERIC PROGRAM DATA> element.

Gets the DS0 Chanel for Signaling Bits content.

Choices are 1 through 24.

Response Syntax

<DS0 Signaling Bits Content>

Response(s)

DS0 Signaling Bits Content:

The response data syntax for the first parameter is defined as a <NR1 NUMERIC RESPONSE DATA> element.

Returns the status of DS0 Tx Signaling Bits Content.

The values are 0 to 15

Example(s)

SOUR:DATA:TEL:DS100:SIGN:CONT 1,0

SOUR:DATA:TEL:DS100:SIGN:CONT? 1

Returns: 0

See Also

SOURce:DATA:TELecom:DS[1..n]:SIGNaling:CONTent?

:SOURce:DATA:TELecom:DS[1..n]:SIGNaling:MODE

Description	This command sets the DS0 Tx Signaling Mode for all Channel At *RST condition, this value is set to 16 States Navigation Path: Functions> Signaling Bits > TX Signaling - Signaling Mode
Syntax	:SOURce:DATA:TELecom:DS[1..n]:SIGNaling:MODE <wsp><DS0 Tx Signaling Mode>
Parameter(s)	**DS0 Tx Signaling Mode**: The program data syntax for the first parameter is defined as a <CHARACTER PROGRAM DATA> element. Sets the DS0 Tx Signaling Mode for all channels. 2_STATES allows the following values {00,11} under SF or SLC-96 and {0000,1111} in ESF 4_STATES allows the following values {00,01,10,11} under SF or SLC-96 and {0000,0101,1010,1111} in ESF 16_STATES available under ESF only, allows the 16 values between 0000 (0x0) and 1111(0xF)
Response Syntax	<DS0 Signaling Bits Content>
Example(s)	SOUR:DATA:TEL:DS100:SIGN:MODE 2_STATES
See Also	SOURce:DATA:TELecom:DS[1..n]:SIGNaling:MODE

:SOURce:DATA:TELecom:DS[1..n]:SIGNaling:MODE?

Description	This query returns the DS0 Tx Signaling Mode for all Channel At *RST condition, this value is set to 16 States Navigation Path: Functions> Signaling Bits > TX Signaling - Signaling Mode
Syntax	:SOURce:DATA:TELecom:DS[1..n]:SIGNaling:MODE?
Response Syntax	<DS0 Tx Signaling Mode>
Response(s)	**DS0 Tx Signaling Mode**: The response data syntax for the first parameter is defined as a <CHARACTER RESPONSE DATA> element. Returns DS0 Tx Signaling Mode
Example(s)	SOUR:DATA:TEL:DS100:SIGN:MODE 4_STATES SOUR:DATA:TEL:DS100:SIGN:MODE? Returns: 4_STATES
See Also	SOURce:DATA:TELecom:DS[1..n]:SIGNaling:MODE?

:SOURce:DATA:TELecom:E[1..n]:SIGNaling:CONTent

Description

This command sets the TX Signaling Bits content for the given channel number in PDH.

At *RST condition, this value is set to 15.

Navigation Path: Functions> Signaling Bits > TX Signaling - Channel (1 - 30)

Syntax

:SOURce:DATA:TELecom:E[1..n]:SIGNaling:CONTent <wsp><E0 Chanel>, <Signaling Bits Content>

Parameter(s)

E0 Chanel:

The program data syntax for the first parameter is defined as a <DECIMAL NUMERIC PROGRAM DATA> element.

Sets the E0 Channel for Signaling Bits content.

Choices are 1 through 30.

Signaling Bits Content:

The program data syntax for the second parameter is defined as a <DECIMAL NUMERIC PROGRAM DATA> element.

Sets the value for the Signaling Bits content.

Choices are 0 through 15.

Response Syntax

<DS0 Tx Signaling Mode>

Example(s)

SOUR:DATA:TEL:E100:SIGN:CONT 1,0

See Also

SOURce:DATA:TELecom:DS[1..n]:SIGNaling:CONTent

:SOURce:DATA:TELecom:E[1..n]:SIGNaling:CONTent?

Description

This query returns the TX Signaling Bits content for the given channel number in PDH.

At *RST condition, this value is set to 15

Navigation Path: Functions> Signaling Bits > TX Signaling - Channel (1 - 30)

Syntax

:SOURce:DATA:TELecom:E[1..n]:SIGNaling:CONTent? <wsp><E0 Chanel>

Parameter(s)

E0 Chanel:

The program data syntax for the first parameter is defined as a <DECIMAL NUMERIC PROGRAM DATA> element.

Gets the E0 Channel for Signaling Bits content.

Choices are 1 through 30.

Response Syntax

<E0 Signaling Bits Content>

Response(s)

E0 Signaling Bits Content:

The response data syntax for the first parameter is defined as a <NR1 NUMERIC RESPONSE DATA> element.

Returns the status of E0 TX Signaling Bits Content.

The values are 0 to 15

Example(s)

SOUR:DATA:TEL:E100:SIGN:CONT 1,0

SOUR:DATA:TEL:E100:SIGN:CONT? 1

Returns: 0

See Also

SOURce:DATA:TELecom:DS[1..n]:SIGNaling:CONTent?

OH BERT

:FETCh:DATA:TELecom:OTN:GCC:ALARm:CURRent?

Description

This query returns the current status of the OH BERT.

At *RST condition, this value is set to device-dependent.

Navigation Path: Functions > OH BERT > OTUx/ODUx - Alarm

Syntax

:FETCh:DATA:TELecom:OTN:GCC:ALARm:CURRent? <wsp><Channel>, <Alarm>

Parameter(s)

Channel:

The program data syntax for the first parameter is defined as a <CHARACTER PROGRAM DATA> element.

Selects the OH Group in OH BERT.

APSPCC: APS/PCC

EXP: EXP

FTFL: FTFL

GCC0: GCC0

GCC1: GCC1

GCC2: GCC2

PMTCM: PM&TCM

RESODU: RES(ODU)

RESOTU: RES(OTU)

TCMACT: TCM ACT

TCM1: TCM1

TCM2: TCM2

TCM3: TCM3

TCM4: TCM4

TCM5: TCM5

TCM6: TCM6

Alarm:

The program data syntax for the second parameter is defined as a <CHARACTER PROGRAM DATA> element.

Selects the type of the OH BERT alarm.

PLOSs: BERT Mode

SYNCSTATUS: SYNC Mode

:FETCh:DATA:TELecom:OTN:GCC:ALARm:CURRent?

Response Syntax

<Current>

Response(s)

Current:

The response data syntax for the first parameter is defined as a <CHARACTER RESPONSE DATA> element.

Returns the current status of the OH BERT.

PRESENT, indicates that at least one alarm has occurred.

ABSENT, indicates that no alarm occurred.

INACTIVE, indicates that the test did not run yet.

Example(s)

FETC:DATA:TEL:OTN:GCC:ALARm:CURR? GCC0, PLOS

See Also

FETCh:DATA:TELecom:OTN:GCC:ALARm:CURRent?

:FETCh:DATA:TELecom:OTN:GCC:ALARm:HISTory?

Description

This query returns the history status of the OH BERT.

At *RST condition, this value is set to device-dependent.

Navigation Path: Functions > OH BERT > OTUx/ODUx - Alarms

Syntax

:FETCh:DATA:TELecom:OTN:GCC:ALARm:HISTory? <wsp><Channel>, <Alarm>

Parameter(s)

Channel:

The program data syntax for the first parameter is defined as a <CHARACTER PROGRAM DATA> element.

Selects the OH Group in OH BERT.

APSPCC: APS/PCC

EXP: EXP

FTFL: FTFL

GCC0: GCC0

GCC1: GCC1

GCC2: GCC2

PMTCM: PM&TCM

RESODU: RES(ODU)

RESOTU: RES(OTU)

TCMACT: TCM ACT

TCM1: TCM1

TCM2: TCM2

TCM3: TCM3

TCM4: TCM4

TCM5: TCM5

TCM6: TCM6

Alarm:

The program data syntax for the second parameter is defined as a <CHARACTER PROGRAM DATA> element.

Selects the type of the OH BERT.

PLOSs: BERT Mode

SYNCSTATUS: SYNC Mode

Response Syntax

<History>

:FETCh:DATA:TELecom:OTN:GCC:ALARm:HISTory?

Response(s)

History:

The response data syntax for the first parameter is defined as a <CHARACTER RESPONSE DATA> element.

Returns the history status of the OH BERT.

PRESENT, indicates that at least one alarm has occurred.

ABSENT, indicates that no alarm occurred.

INACTIVE, indicates that the test did not run yet.

Example(s)

FETC:DATA:TEL:OTN:GCC:ALARm:HIST? GCC0, PLOS

See Also

FETCh:DATA:TELecom:OTN:GCC:ALARm:HISTory?

:FETCh:DATA:TELecom:OTN:GCC:ALARm:PATTern?

Description

This query returns the current status of the GCC live pattern.

At *RST condition, this value is set to device-dependent.

Navigation Path: Test > Functions > OH BERT > OTUx/ODUx - Pattern status

Syntax

:FETCh:DATA:TELecom:OTN:GCC:ALARm:PATTern? <wsp><Channel>, <Alarm>

Parameter(s)

Channel:

The program data syntax for the first parameter is defined as a <CHARACTER PROGRAM DATA> element.

Selects the OH Group in OH BERT.

APSPCC: APS/PCC

EXP: EXP

FTFL: FTFL

GCC0: GCC0

GCC1: GCC1

GCC2: GCC2

PMTCM: PM&TCM

RESODU: RES(ODU)

RESOTU: RES(OTU)

TCMACT: TCM ACT

TCM1: TCM1

TCM2: TCM2

TCM3: TCM3

TCM4: TCM4

TCM5: TCM5

TCM6: TCM6

Alarm:

The program data syntax for the second parameter is defined as a <CHARACTER PROGRAM DATA> element.

Selects the type of the GCC live pattern.

PLOSs

Response Syntax

<Current>

:FETCh:DATA:TELecom:OTN:GCC:ALARm:PATTern?

Response(s)

Current:

The response data syntax for the first parameter is defined as a <CHARACTER RESPONSE DATA> element.

Returns the current status of the GCC live pattern.

PRESENT, indicates that at least one alarm has occurred.

ABSENT, indicates that no alarm occurred.

INACTIVE, indicates that the test did not run yet.

Example(s)

FETC:DATA:TEL:OTN:GCC:ALARm:PATT? GCC0, PLOS

See Also

FETCh:DATA:TELecom:OTN:GCC:ALARm:PATTern?

:FETCh:DATA:TELecom:OTN:GCC:ALARm:SEConds?

Description

This query returns the number of seconds within which the GCC alarm occurred.

At *RST condition, this value is set to device-dependent.

Navigation Path: Functions > OH BERT > OTUx/ODUx - Alarm

Syntax

:FETCh:DATA:TELecom:OTN:GCC:ALARm:SEConds? <wsp><Channel>, <Alarm>

Parameter(s)

Channel:

The program data syntax for the first parameter is defined as a <CHARACTER PROGRAM DATA> element.

Selects the OH Group in OH BERT.

APSPCC: APS/PCC

EXP: EXP

FTFL: FTFL

GCC0: GCC0

GCC1: GCC1

GCC2: GCC2

PMTCM: PM&TCM

RESODU: RES(ODU)

RESOTU: RES(OTU)

TCMACT: TCM ACT

TCM1: TCM1

TCM2: TCM2

TCM3: TCM3

TCM4: TCM4

TCM5: TCM5

TCM6: TCM6

Alarm:

The program data syntax for the second parameter is defined as a <CHARACTER PROGRAM DATA> element.

Selects the type of the GCC alarm.

PLOSs

Response Syntax

<Seconds>

:FETCh:DATA:TELecom:OTN:GCC:ALARm:SEConds?

Response(s)

Seconds:

The response data syntax for the first parameter is defined as a <NR1 NUMERIC RESPONSE DATA> element.

Returns the number of seconds in which the GCC alarm is occurred.

Example(s)

FETC:DATA:TEL:OTN:GCC:ALARm:SEC? GCC0, PLOS

See Also

FETCh:DATA:TELecom:OTN:GCC:ALARm:SEConds?

:FETCh:DATA:TELecom:OTN:GCC:ERRor:COUNt?

Description

This query returns the count of the OH BER

At *RST condition, this value is set to device-dependent.

Navigation Path: Functions > OH BERT > OTUx/ODUx - Error

Syntax

:FETCh:DATA:TELecom:OTN:GCC:ERRor:COUNt? <wsp><Channel>, <Error>

Parameter(s)

Channel:

The program data syntax for the first parameter is defined as a <CHARACTER PROGRAM DATA> element.

Selects the OH Group in OH BERT.

APSPCC: APS/PCC

EXP: EXP

FTFL: FTFL

GCC0: GCC0

GCC1: GCC1

GCC2: GCC2

PMTCM: PM&TCM

RESODU: RES(ODU)

RESOTU: RES(OTU)

TCMACT: TCM ACT

TCM1: TCM1

TCM2: TCM2

TCM3: TCM3

TCM4: TCM4

TCM5: TCM5

TCM6: TCM6

Error:

The program data syntax for the second parameter is defined as a <CHARACTER PROGRAM DATA> element.

Selects the type of the GCC error.

BIT: BERT Mode

Response Syntax

<Count>

:FETCh:DATA:TELecom:OTN:GCC:ERRor:COUNt?

Response(s)

Count:

The response data syntax for the first parameter is defined as a <NR2 NUMERIC RESPONSE DATA> element.

Returns the count of the GCC error.

Example(s)

FETC:DATA:TEL:OTN:GCC:ERRor:COUN? GCC0, BIT

See Also

FETCh:DATA:TELecom:OTN:GCC:ERRor:COUNt?

:FETCh:DATA:TELecom:OTN:GCC:ERRor:CURRent?

Description

This query returns the current status of the OH BERT.

At *RST condition, this value is set to device-dependent.

Navigation Path: Functions > OH BERT > OTUx/ODUx - Error

Syntax

:FETCh:DATA:TELecom:OTN:GCC:ERRor:CURRent? <wsp><Channel>, <Error>

Parameter(s)

Channel:

The program data syntax for the first parameter is defined as a <CHARACTER PROGRAM DATA> element.

Selects the OH Group in OH BERT.

APSPCC: APS/PCC

EXP: EXP

FTFL: FTFL

GCC0: GCC0

GCC1: GCC1

GCC2: GCC2

PMTCM: PM&TCM

RESODU: RES(ODU)

RESOTU: RES(OTU)

TCMACT: TCM ACT

TCM1: TCM1

TCM2: TCM2

TCM3: TCM3

TCM4: TCM4

TCM5: TCM5

TCM6: TCM6

Error:

The program data syntax for the second parameter is defined as a <CHARACTER PROGRAM DATA> element.

Selects the type of the OH BERT error.

BIT: BERT Mode

Response Syntax

<Current>

:FETCh:DATA:TELecom:OTN:GCC:ERRor:CURRent?

Response(s)

Current:

The response data syntax for the first parameter is defined as a <CHARACTER RESPONSE DATA> element.

Returns the current status of the OH BERT error.

PRESENT, indicates that at least one alarm has occurred.

ABSENT, indicates that no alarm occurred.

INACTIVE, indicates that the test did not run yet.

Example(s)

FETC:DATA:TEL:OTN:GCC:ERRor:CURR? GCC0, BIT

See Also

FETCh:DATA:TELecom:OTN:GCC:ERRor:CURRent?

:FETCh:DATA:TELecom:OTN:GCC:ERRor:HISTory?

Description

This query returns the history status of the OH BERT.

At *RST condition, this value is set to device-dependent.

Navigation Path: Test > Functions > OH BERT > OTUx/ODUx- Error

Syntax

:FETCh:DATA:TELecom:OTN:GCC:ERRor:HISTory? <wsp><Channel>, <Error>

Parameter(s)

Channel:

The program data syntax for the first parameter is defined as a <CHARACTER PROGRAM DATA> element.

Selects the OH Group in OH BERT.

APSPCC: APS/PCC

EXP: EXP

FTFL: FTFL

GCC0: GCC0

GCC1: GCC1

GCC2: GCC2

PMTCM: PM&TCM

RESODU: RES(ODU)

RESOTU: RES(OTU)

TCMACT: TCM ACT

TCM1: TCM1

TCM2: TCM2

TCM3: TCM3

TCM4: TCM4

TCM5: TCM5

TCM6: TCM6

Error:

The program data syntax for the second parameter is defined as a <CHARACTER PROGRAM DATA> element.

Selects the type of the OH BERT error.

BIT: BERT Mode

Response Syntax

<History>

:FETCh:DATA:TELecom:OTN:GCC:ERRor:HISTory?

Response(s)

History:

The response data syntax for the first parameter is defined as a <CHARACTER RESPONSE DATA> element.

Returns the history status of the OH BERT error.

PRESENT, indicates that at least one alarm has occurred.

ABSENT, indicates that no alarm occurred.

INACTIVE, indicates that the test did not run yet.

Example(s)

FETC:DATA:TEL:OTN:GCC:ERRor:HIST? GCC0, BIT

See Also

FETCh:DATA:TELecom:OTN:GCC:ERRor:HISTory?

:FETCh:DATA:TELecom:OTN:GCC:ERRor:RATE?

Description

This query returns the rate value of the OH BERT.

At *RST condition, this value is set to device-dependent.

Navigation Path: Test > Functions > OH BERT > OTUx/ODUx - Error

Syntax

:FETCh:DATA:TELecom:OTN:GCC:ERRor:RATE? <wsp><Channel>, <Error>

Parameter(s)

Channel:

The program data syntax for the first parameter is defined as a <CHARACTER PROGRAM DATA> element.

Selects the OH Group in OH BERT.

APSPCC: APS/PCC

EXP: EXP

FTFL: FTFL

GCC0: GCC0

GCC1: GCC1

GCC2: GCC2

PMTCM: PM&TCM

RESODU: RES(ODU)

RESOTU: RES(OTU)

TCMACT: TCM ACT

TCM1: TCM1

TCM2: TCM2

TCM3: TCM3

TCM4: TCM4

TCM5: TCM5

TCM6: TCM6

Error:

The program data syntax for the second parameter is defined as a <CHARACTER PROGRAM DATA> element.

Selects the type of the GCC error.

BIT: BERT Mode

Response Syntax

<Rate>

:FETCh:DATA:TELecom:OTN:GCC:ERRor:RATE?

Response(s)

Rate:

The response data syntax for the first parameter is defined as a <NR3 NUMERIC RESPONSE DATA> element.

Returns the rate value of the GCC error.

Example(s)

FETC:DATA:TEL:OTN:GCC:ERRor:RATE? GCC0, BIT

See Also

FETCh:DATA:TELecom:OTN:GCC:ERRor:RATE?

:FETCh:DATA:TELecom:OTN:GCC:ERRor:SEConds?

Description

This query returns the number of seconds within which the OH BERT occurred.

At *RST condition, this value is set to device-dependent.

Navigation Path: Test > Functions > OH BERT > OTUx/ODUx- Error

Syntax

:FETCh:DATA:TELecom:OTN:GCC:ERRor:SEConds? <wsp><Channel>, <Error>

Parameter(s)

Channel:

The program data syntax for the first parameter is defined as a <CHARACTER PROGRAM DATA> element.

Selects the OH Group in OH BERT.

APSPCC: APS/PCC

EXP: EXP

FTFL: FTFL

GCC0: GCC0

GCC1: GCC1

GCC2: GCC2

PMTCM: PM&TCM

RESODU: RES(ODU)

RESOTU: RES(OTU)

TCMACT: TCM ACT

TCM1: TCM1

TCM2: TCM2

TCM3: TCM3

TCM4: TCM4

TCM5: TCM5

TCM6: TCM6

Error:

The program data syntax for the second parameter is defined as a <CHARACTER PROGRAM DATA> element.

Selects the type of the GCC error.

BIT: BERT Mode

Response Syntax

<Seconds>

:FETCh:DATA:TELecom:OTN:GCC:ERRor:SEConds?

Response(s)

Seconds:

The response data syntax for the first parameter is defined as a <NR1 NUMERIC RESPONSE DATA> element.

Returns the number of seconds in which the GCC error is occured.

Example(s)

FETC:DATA:TEL:OTN:GCC:ERR:SEC? GCC0, BIT

See Also

FETCh:DATA:TELecom:OTN:GCC:ERRor:SEConds?

:SOURce:DATA:TELecom:OTN:GCC:ENAble

Description

This command enables/disables the OTUx/ODUx OH group.

At *RST condition, this value is set to device-dependent.

Navigation Path: Functions > OH BERT > OTUx/ODUx

Syntax

:SOURce:DATA:TELecom:OTN:GCC:ENAble <wsp><Group>, <Status>

Parameter(s)

Group:

The program data syntax for the first parameter is defined as a <CHARACTER PROGRAM DATA> element.

Selects the OH Group in OH BERT.

APSPCC: APS/PCC

EXP: EXP

FTFL: FTFL

GCC0: GCC0

GCC1: GCC1

GCC2: GCC2

PMTCM: PM&TCM

RESODU: RES(ODU)

RESOTU: RES(OTU)

TCMACT: TCM ACT

TCM1: TCM1

TCM2: TCM2

TCM3: TCM3

TCM4: TCM4

TCM5: TCM5

TCM6: TCM6

Status:

The program data syntax for the second parameter is defined as a <BOOLEAN PROGRAM DATA> element.

Enables/disables:

ON: Enables

OFF: Disables

:SOURce:DATA:TELecom:OTN:GCC:ENAble

Response Syntax	<Seconds>
Example(s)	SOUR:DATA:TEL:OTN:GCC:ENA GCC0, ON
See Also	SOURce:DATA:TELecom:OTN:GCC:ENAble

:SOURce:DATA:TELecom:OTN:GCC:ENAble?

Description

This query returns the state of the OTUx/ODUx OH group.

At *RST condition, this value is set to device-dependent.

Navigation Path: Functions >OH BERT > OTUx/ODUx

Syntax

:SOURce:DATA:TELecom:OTN:GCC:ENAble? <wsp><Group>

Parameter(s)

Group:

The program data syntax for the first parameter is defined as a <CHARACTER PROGRAM DATA> element.

Selects the OH Group in OH BERT.

APSPCC: APS/PCC

EXP: EXP

FTFL: FTFL

GCC0: GCC0

GCC1: GCC1

GCC2: GCC2

PMTCM: PM&TCM

RESODU: RES(ODU)

RESOTU: RES(OTU)

TCMACT: TCM ACT

TCM1: TCM1

TCM2: TCM2

TCM3: TCM3

TCM4: TCM4

TCM5: TCM5

TCM6: TCM6

Response Syntax

<Status>

:SOURce:DATA:TELecom:OTN:GCC:ENAble?

Response(s)

Status:

The response data syntax for the first parameter is defined as a <BOOLEAN RESPONSE DATA> element.

Returns the enable/disable status:

1: Enabled

0: Disabled

Example(s)

SOUR:DATA:TEL:OTN:GCC:ENA? GCC0

See Also

SOURce:DATA:TELecom:OTN:GCC:ENAble?

:SOURce:DATA:TELecom:OTN:GCC:ERRor:MANual:INJect

Description

This command injects an error on the OH BER.

Navigation Path: Functions > OH BERT > OTUx/ODUx Bit Error - Inject

Syntax

:SOURce:DATA:TELecom:OTN:GCC:ERRor:MANual:INJect <wsp><Channel>

Parameter(s)

Channel:

The program data syntax for the first parameter is defined as a <CHARACTER PROGRAM DATA> element.

Selects the OH Group in OH BERT.

APSPCC: APS/PCC

EXP: EXP

FTFL: FTFL

GCC0: GCC0

GCC1: GCC1

GCC2: GCC2

PMTCM: PM&TCM

RESODU: RES(ODU)

RESOTU: RES(OTU)

TCMACT: TCM ACT

TCM1: TCM1

TCM2: TCM2

TCM3: TCM3

TCM4: TCM4

TCM5: TCM5

TCM6: TCM6

GCCALL: All Groups

Response Syntax

<Status>

Example(s)

SOUR:DATA:TEL:OTN:GCC:ERR:MAN:INJ GCC0

See Also

SOURce:DATA:TELecom:OTN:GCC:ERRor:MANual:INJect

:SOURce:DATA:TELecom:OTN:GCC:MODE

Description

This command configures the OH BERT/SYNC mode.

At *RST condition, this value is set to BERT.

Navigation Path: Functions > OH BERT

Syntax

:SOURce:DATA:TELecom:OTN:GCC:MODE <wsp><Mode>

Parameter(s)

Mode:

The program data syntax for the first parameter is defined as a <CHARACTER PROGRAM DATA> element.

OH BERT/SYNC mode

OHBERTMODE: BERT

OHSYNCMODE: SYNC

Response Syntax

<Status>

Example(s)

SOUR:DATA:TEL:OTN:GCC:MOD OHBERTMODE

:SOURce:DATA:TELecom:OTN:GCC:MODE?

Description	This query returns the configuration of OH BERT/SYNC mode. At *RST condition, this value is set to BERT. Navigation Path: Functions > OH BERT
Syntax	:SOURce:DATA:TELecom:OTN:GCC:MODE?
Response Syntax	<Mode>
Response(s)	**Mode**: The response data syntax for the first parameter is defined as a <CHARACTER RESPONSE DATA> element. OH BERT/SYNC mode OHBERTMODE: BERT OHSYNCMODE: SYNC
Example(s)	SOUR:DATA:TEL:OTN:GCC:MOD? Returns OHBERTMODE

:SOURce:DATA:TELecom:OTN:GCC:OBERt

Description	This command enables/disables the OH BERT/SYNC generation and monitoring. At *RST condition, this value is device-dependent. Navigation Path: Functions >OH BERT
Syntax	:SOURce:DATA:TELecom:OTN:GCC:OBERt <wsp><Status>
Parameter(s)	**Status**: The program data syntax for the first parameter is defined as a <BOOLEAN PROGRAM DATA> element. Enables/disables: ON: Enables OFF: Disables
Response Syntax	<Mode>
Example(s)	SOUR:DATA:TEL:OTN:GCC:OBER ON

:SOURce:DATA:TELecom:OTN:GCC:OBERt?

Description	This query returns enable/disable status of OH BERT At *RST condition, this value is set to device-dependent. Navigation Functions > OH BERT
Syntax	:SOURce:DATA:TELecom:OTN:GCC:OBERt?
Response Syntax	<Status>
Response(s)	**Status**: The response data syntax for the first parameter is defined as a <BOOLEAN RESPONSE DATA> element. Returns the enable/disable status: 1: Enabled 0: Disabled
Example(s)	SOUR:DATA:TEL:OTN:GCC:OBER?

:SOURce:DATA:TELecom:OTN:GCC:PATtern:POLarity

Description

This command set the pattern polarity of all GCC channels.

At *RST condition, this value is set to device-dependent.

Navigation Path: Test > OTN BERT / OTN SONET/SDH BERT > Functions > GCC BERT > Invert PRBS15 Pattern

Syntax

:SOURce:DATA:TELecom:OTN:GCC:PATtern:POLarity <wsp><Polarity>

Parameter(s)

Polarity:

The program data syntax for the first parameter is defined as a <CHARACTER PROGRAM DATA> element.

Selects the pattern polarity.

NINVerted: Non-inverted.

INVerted: Inverted.

Response Syntax

<Status>

Example(s)

SOUR:DATA:TEL:OTN:GCC:PAT:POL INV

See Also

SOURce:DATA:TELecom:OTN:GCC:PATtern:POLarity

:SOURce:DATA:TELecom:OTN:GCC:PATtern:POLarity?

Description

This query returns the pattern polarity of all GCC channels.

At *RST condition, this value is set to device-dependent.

Navigation Path: Test > OTN BERT / OTN SONET/SDH BERT > Functions > GCC BERT > Invert PRBS15 Pattern

Syntax

:SOURce:DATA:TELecom:OTN:GCC:PATtern:POLarity?

Response Syntax

<Set>

Response(s)

Set:

The response data syntax for the first parameter is defined as a <CHARACTER RESPONSE DATA> element.

Returns the pattern polarity of all GCC channels.

NINVerted, indicates the polarity as non-inverted.

INVerted, indicates the polarity as inverted.

Example(s)

SOUR:DATA:TEL:OTN:GCC:PAT:POL?

See Also

SOURce:DATA:TELecom:OTN:GCC:PATtern:POLarity?

:SOURce:DATA:TELecom:OTN:GCC:RESet

Description	This command resets all OH BERT statistics. Navigation Navigation Path: Functions > OH BERT - Reset
Syntax	:SOURce:DATA:TELecom:OTN:GCC:RESet
Response Syntax	<Set>
Example(s)	SOUR:DATA:TEL:OTN:GCC:RESet
See Also	SOURce:DATA:TELecom:OTN:GCC:RESet

FlexE/FlexO Advanced

:FETCh:DATA:TELecom:FETHernet:GROup:PNUMber:RX?

Description

This command queries the received PHY Number associated for a specific port, test running or not.

Navigation Path: Functions > FlexE Advanced > RX > PHY

Syntax

:FETCh:DATA:TELecom:FETHernet:GROup:PNUMber:RX? <wsp><PortId>

Parameter(s)

PortId:

The program data syntax for the first parameter is defined as a <CHARACTER PROGRAM DATA> element.

Selects the port number on which to query the FlexE PHY Number.

P1 or PORT1: Port 1

P2 or PORT2: Port 2

P3 or PORT3: Port 3

P4 or PORT4: Port 4

Response Syntax

<PhyNumber>

Response(s)

PhyNumber:

The response data syntax for the first parameter is defined as a <NR1 NUMERIC RESPONSE DATA> element.

Returns the received PHY Number associated with the specified port.

Value Range: 1 to 254

Example(s)

FECTC:DATA:TEL:FETH:GRO:PNUM:RX? P1

Returns: 10 (for example, if the received PHY Number is 10)

See Also

SOURce:DATA:TELecom:FETHernet:GROuo:PNUMber

SOURce:DATA:TELecom:FETHernet:GROup:PNUMber?

:FETCh:DATA:TELecom:FETHernet:PHY:SKEW:RX?

Description

This query gets the received FlexE PHY skew delay value for a given PHY part of the test.

The reference is the first arrived PHY, part of the test.

Navigation Path: Functions > FlexE Advanced > RX Skew (ns)

Syntax

:FETCh:DATA:TELecom:FETHernet:PHY:SKEW:RX? <wsp><PhyNumber>

Parameter(s)

PhyNumber:

The program data syntax for the first parameter is defined as a <DECIMAL NUMERIC PROGRAM DATA> element.

The PHY number on which to get the received skew delay value.

Response Syntax

<ReceivedSkewDelay>

Response(s)

ReceivedSkewDelay:

The response data syntax for the first parameter is defined as a <NR1 NUMERIC RESPONSE DATA> element.

Returns the received FlexE PHY skew delay value in nanosecond.

The reference is the first arrived PHY, part of the test.

Example(s)

FETCh:DATA:TEL:FLEXE:PHY:SKEW:RX 1

Returns: 23

See Also

SOURce:DATA:TELecom:FETHernet:PHY:THReshold

SOURce:DATA:TELecom:FETHernet:PHY:THReshold?

SOURce:DATA:TELecom:FETHernet:PHY:SKEW:TX:RESet

SOURce:DATA:TELecom:FETHernet:PHY:SKEW:TX

SOURce:DATA:TELecom:FETHernet:PHY:SKEW:TX?

:FETCh:DATA:TELecom:FOTN:INSTance:SKEW:RX?

Description

This query gets the received FlexO Instance skew delay value for a given Instance part of the test.

The reference is the first arrived FlexO Instance, part of the test.

Navigation Path: Functions > FlexO Advanced > RX Skew (ns)

Navigation Path: Summary > Skew (ns)

Syntax

:FETCh:DATA:TELecom:FOTN:INSTance:SKEW:RX? <wsp><Instance ID>

Parameter(s)

Instance ID:

The program data syntax for the first parameter is defined as a <DECIMAL NUMERIC PROGRAM DATA> element.

Specify the instance ID from which to get the received skew delay value.

Response Syntax

<ReceivedSkewDelay>

Response(s)

ReceivedSkewDelay:

The response data syntax for the first parameter is defined as a <NR1 NUMERIC RESPONSE DATA> element.

Returns the received FlexO Instance skew delay value in nanosecond.

The reference is the first arrived FlexO Instance, part of the test.

Example(s)

FETC:DATA:TEL:FOTN:INST:SKEW:RX? 123

Returns: 45

See Also

SOURce:DATA:TELecom:FOTN:INSTance:SKEW:TX

SOURce:DATA:TELecom:FOTN:INSTance:SKEW:TX?

SOURce:DATA:TELecom:FOTN:INSTance:SKEW:TX:RESet

SOURce:DATA:TELecom:FOTN:INSTance:SKEW:THReshold

SOURce:DATA:TELecom:FOTN:INSTance:SKEW:THReshold?

:SOURce:DATA:TELecom:FETHernet:PHY:SKEW:THReshold

Description

This command sets the FlexE Excessive PHY Skew alarm threshold.

At *RST condition, this value is set to 300 ns.

Navigation Path: Functions > FlexE Advanced > PHY Skew Alarm Threshold (ns)

Syntax

:SOURce:DATA:TELecom:FETHernet:PHY:SKEW:THReshold <wsp><SkewAlarmThreshold>

Parameter(s)

SkewAlarmThreshold:

The program data syntax for the first parameter is defined as a <DECIMAL NUMERIC PROGRAM DATA> element.

Sets the value of the Excessive PHY Skew alarm threshold in nanosecond.

MINimum: To set the minimum Excessive PHY Skew alarm threshold

MAXimum: To set the maximum Excessive PHY Skew alarm threshold

Response Syntax

<ReceivedSkewDelay>

Example(s)

SOUR:DATA:TEL:FETH:PHY:SKEW:THR 100

SOUR:DATA:TEL:FETH:PHY:SKEW:THR?

Returns: 100

See Also

SOURce:DATA:TELecom:FETHernet:PHY:THReshold?

SOURce:DATA:TELecom:FETHernet:PHY:SKEW:TX:RESet

FETCh:DATA:TELecom:FETHernet:PHY:SKEW:RX?

SOURce:DATA:TELecom:FETHernet:PHY:SKEW:TX

SOURce:DATA:TELecom:FETHernet:PHY:SKEW:TX?

:SOURce:DATA:TELecom:FETHernet:PHY:SKEW:THReshold:RESet

Description	This command resets the FlexE Excessive PHY Skew alarm threshold to its default value. At *RST condition, this value is set to 300 ns. Navigation Path: Functions > FlexE Advanced > PHY Skew Alarm Threshold > Default
Syntax	:SOURce:DATA:TELecom:FETHernet:PHY:SKEW:THReshold:RESet
Response Syntax	<ReceivedSkewDelay>
Example(s)	SOUR:DATA:TEL:FETH:PHY:SKEW:THR:RES SOUR:DATA:TEL:FETH:PHY:SKEW:THR? Returns: 300
See Also	SOURce:DATA:TELecom:FETHernet:PHY:SKEW:THReshold SOURce:DATA:TELecom:FETHernet:PHY:SKEW:THReshold?

:SOURce:DATA:TELecom:FETHernet:PHY:SKEW:THReshold?

Description

This query gets the FlexE Excessive PHY Skew alarm threshold configured value,

At *RST condition, this value is set to 300 ns.

Navigation Path: Functions > FlexE Advanced > PHY Skew Alarm Threshold (ns)

Syntax

:SOURce:DATA:TELecom:FETHernet:PHY:SKEW:THReshold?[<wsp><Value>]

Parameter(s)

Value:

The program data syntax for the first parameter is defined as a <CHARACTER PROGRAM DATA> element.

When not specified, returns the configured Excessive PHY Skew alarm threshold value.

MINimum: Returns the minimum value that can be configured.

MAXimum: Retuens the maximum value that can be configured.

Response Syntax

<ThresholdValue>

Response(s)

ThresholdValue:

The response data syntax for the first parameter is defined as a <NR1 NUMERIC RESPONSE DATA> element.

Returns the configured Excessive PHY Skew alarm threshold value or the minimum/maximum value when the corresponding parameter is used.

Example(s)

SOUR:DATA:TEL:FETH:PHY:SKEW:THR 100

SOUR:DATA:TEL:FETH:PHY:SKEW:THR?

Returns: 100

See Also

SOURce:DATA:TELecom:FETHernet:PHY:THReshold

SOURce:DATA:TELecom:FETHernet:PHY:SKEW:TX:RESet

FETCh:DATA:TELecom:FETHernet:PHY:SKEW:RX?

SOURce:DATA:TELecom:FETHernet:PHY:SKEW:TX

SOURce:DATA:TELecom:FETHernet:PHY:SKEW:TX?

:SOURce:DATA:TELecom:FOTN:INSTance:SKEW:THReshold

Description

This command sets the FlexO instance Skew alarm threshold.

At *RST condition, this value is set to 300 ns.

Navigation Path: Functions > FlexO Advanced > Instance Skew Alarm Threshold (ns)

Navigation Path: Results > Alarms/Errors > FlexO Group > Alarms > Instance Skey Alarm Threshold (ns)

Syntax

:SOURce:DATA:TELecom:FOTN:INSTance:SKEW:THReshold <wsp><SkewAlarmThreshold>

Parameter(s)

SkewAlarmThreshold:

The program data syntax for the first parameter is defined as a <DECIMAL NUMERIC PROGRAM DATA> element.

Sets the value of the Excessive Instance Skew alarm threshold in nanosecond.

MINimum: To set the minimum Excessive Instance Skew alarm threshold

MAXimum: To set the maximum Excessive Instance Skew alarm threshold

Response Syntax

<ThresholdValue>

Example(s)

SOUR:DATA:TEL:FOTN:INST:SKEW:THR 100

SOUR:DATA:TEL:FOTN:INST:SKEW:THR?

Returns: 100

See Also

SOURce:DATA:TELecom:FOTN:INSTance:SKEW:THReshold?

SOURce:DATA:TELecom:FOTN:INSTance:SKEW:TX:RESet

FETCh:DATA:TELecom:FOTN:INSTance:SKEW:RX?

SOURce:DATA:TELecom:FOTN:INSTance:SKEW:TX

SOURce:DATA:TELecom:FOTN:INSTance:SKEW:TX?

:SOURce:DATA:TELecom:FOTN:INSTance:SKEW:THReshold:RESet

Description	This command resets the FlexO Excessive Instance Skew alarm threshold to its default value. At *RST condition, this value is set to 300 ns. Navigation Path: Functions > FlexO Advanced > Instance Skew Alarm Threshold > Default Navigation Path: Results > Alarms/Errors > FlexO Group > Alarms > Instance Skey Alarm Threshold (ns) - Default
Syntax	:SOURce:DATA:TELecom:FOTN:INSTance:SKEW:THReshold:RESet
Response Syntax	<ThresholdValue>
Example(s)	SOUR:DATA:TEL:FOTN:INST:SKEW:THR:RES SOUR:DATA:TEL:FOTN:INST:SKEW:THR? Returns: 300
See Also	SOURce:DATA:TELecom:FOTN:INSTance:SKEW:THReshold SOURce:DATA:TELecom:FOTN:INSTance:SKEW:THReshold?

:SOURce:DATA:TELecom:FOTN:INSTance:SKEW:THReshold?

Description

This query gets the FlexO Excessive Instance Skew alarm threshold configured value,

At *RST condition, this value is set to 300 ns.

Navigation Path: Functions > FlexO Advanced > Instance Skew Alarm Threshold (ns)

Navigation Path: Results > Alarms/Errors > FlexO Group > Alarms > Instance Skey Alarm Threshold (ns)

Syntax

:SOURce:DATA:TELecom:FOTN:INSTance:SKEW:THReshold?[<wsp><Value>]

Parameter(s)

Value:

The program data syntax for the first parameter is defined as a <CHARACTER PROGRAM DATA> element.

When not specified, returns the configured Excessive Instance Skew alarm threshold value.

MINimum: Returns the minimum value that can be configured.

MAXimum: Returns the maximum value that can be configured.

Response Syntax

<ThresholdValue>

Response(s)

ThresholdValue:

The response data syntax for the first parameter is defined as a <NR1 NUMERIC RESPONSE DATA> element.

Returns the configured Excessive Instance Skew alarm threshold value or the minimum/maximum value when the corresponding parameter is used.

Example(s)

SOUR:DATA:TEL:FOTN:INST:SKEW:THR 100

SOUR:DATA:TEL:FOTN:INST:SKEW:THR?

Returns: 100

See Also

SOURce:DATA:TELecom:FOTN:INSTance:SKEW:THReshold?

SOURce:DATA:TELecom:FOTN:INSTance:SKEW:TX:RESet

FETCh:DATA:TELecom:FOTN:INSTance:SKEW:RX?

SOURce:DATA:TELecom:FOTN:INSTance:SKEW:TX

SOURce:DATA:TELecom:FOTN:INSTance:SKEW:TX?

:SOURce:DATA:TELecom:FOTN:INSTance:SKEW:TX

Description

This command sets the transmitted FlexO instance skew delay value for a given instance part of the test.

At *RST condition, this value is set to 0 ns.

Navigation Path: Results > FlexO > Group > Instance Skew Alarm Threshold

Navigation Path: Functions > FlexO Advanced > Manual Skew

Syntax

:SOURce:DATA:TELecom:FOTN:INSTance:SKEW:TX <wsp><Instance ID>, <SkewDelayValue>

Parameter(s)

Instance ID:

The program data syntax for the first parameter is defined as a <DECIMAL NUMERIC PROGRAM DATA> element.

Specify the instance ID on which to set the transmitted FlexO instance skew delay value.

SkewDelayValue:

The program data syntax for the second parameter is defined as a <DECIMAL NUMERIC PROGRAM DATA> element.

Sets the FlexO instance skew delay for transmission in nanosecond.

MINimum: Sets the skew delay to its minimum value.

MAXimum: Sets the skew delay to its maximum value.

Response Syntax

<ThresholdValue>

Example(s)

SOUR:DATA:TEL:FOTN:INST:SKEW:TX 1, 50

SOUR:DATA:TEL:FOTN:INST:SKEW:TX? 1

Returns: 50

See Also

SOURce:DATA:TELecom:FOTN:INSTance:SKEW:TX?

SOURce:DATA:TELecom:FOTN:INSTance:SKEW:TX:RESet

FETCh:DATA:TELecom:FOTN:INSTance:SKEW:RX?

SOURce:DATA:TELecom:FOTN:INSTance:SKEW:THReshold

SOURce:DATA:TELecom:FOTN:INSTance:SKEW:THReshold?

:SOURce:DATA:TELecom:FOTN:INSTance:SKEW:TX:RESet

Description	This command resets the TX FlexO instance skew delay value for all FlexO instances part of the test. At *RST condition, this value is set to 0 ns. Navigation Path: Results > FlexO > Group > Instance Skew Alarm Threshold - Default Navigation Path: Functions > FlexO Advanced > Reset Skew
Syntax	:SOURce:DATA:TELecom:FOTN:INSTance:SKEW:TX:RESet
Response Syntax	<ThresholdValue>
Example(s)	SOUR:DATA:TEL:FOTN:INST:SKEW:TX:RES
See Also	SOURce:DATA:TELecom:FOTN:INSTance:SKEW:TX SOURce:DATA:TELecom:FOTN:INSTance:SKEW:TX? FETCh:DATA:TELecom:FOTN:INSTance:SKEW:RX? SOURce:DATA:TELecom:FOTN:INSTance:SKEW:THReshold SOURce:DATA:TELecom:FOTN:INSTance:SKEW:THReshold?

:SOURce:DATA:TELecom:FOTN:INSTance:SKEW:TX?

Description

This query gets the transmitted FlexO instance skew delay configured value.

At *RST condition, this value is set to 0 ns.

Navigation Path: Results > FlexO > Group > Instance Skew Alarm Threshold

Navigation Path: Functions > FlexO Advanced > Manual Skew

Syntax

:SOURce:DATA:TELecom:FOTN:INSTance:SKEW:TX? <wsp><Instance ID>,[<SkewValue>]

Parameter(s)

Instance ID:

The program data syntax for the first parameter is defined as a <DECIMAL NUMERIC PROGRAM DATA> element.

Specify the instance ID on which to get the transmitted FlexO instance skew delay value from.

SkewValue:

The program data syntax for the second parameter is defined as a <CHARACTER PROGRAM DATA> element.

When not specified, teturns the the FlexO instance skew delay value for the specified instance.

MINimum: Returns the minimum skew delay value that can be configured.

MAXimum: Returns the maximum skew delay value that can be configured.

Response Syntax

<SkewDelayValue>

Response(s)

SkewDelayValue:

The response data syntax for the first parameter is defined as a <NR1 NUMERIC RESPONSE DATA> element.

Returns the TX skew value.

Example(s)

SOUR:DATA:TEL:FOTN:INST:SKEW:TX 1, 50

SOUR:DATA:TEL:FOTN:INST:SKEW:TX? 1

Returns: 50

See Also

SOURce:DATA:TELecom:FOTN:INSTance:SKEW:TX

SOURce:DATA:TELecom:FOTN:INSTance:SKEW:TX:RESet

FETCh:DATA:TELecom:FOTN:INSTance:SKEW:RX?

SOURce:DATA:TELecom:FOTN:INSTance:SKEW:THReshold

SOURce:DATA:TELecom:FOTN:INSTance:SKEW:THReshold?

Reset/Manual Skew

:SOURce:DATA:TELecom:FETHernet:PHY:SKEW:TX

Description

This command sets the transmitted FlexE PHY skew delay value for a given PHY part of the test.

At *RST condition, this value is set to 0 ns.

Navigation Path: Functions > FlexE Advanced > Manual Skew

Syntax

:SOURce:DATA:TELecom:FETHernet:PHY:SKEW:TX <wsp><PhyNumber>, <SkewDelayValue>

Parameter(s)

PhyNumber:

The program data syntax for the first parameter is defined as a <DECIMAL NUMERIC PROGRAM DATA> element.

The PHY number on which to set the transmitted FlexE PHY skew delay value.

SkewDelayValue:

The program data syntax for the second parameter is defined as a <DECIMAL NUMERIC PROGRAM DATA> element.

Sets the FlexE PHY skew delay for tranmission in nanosecond.

MINimum: Sets the skew delay to its minimum value.

MAXimum: Sets the skew delay to its maximum value.

Response Syntax

<FlexE Client Calendar Configuration>

Example(s)

SOUR:DATA:TEL:FETH:PHY:SKEW:TX 1, 50

SOUR:DATA:TEL:FETH:PHY:SKEW:TX? 1

Returns: 50

See Also

SOURce:DATA:TELecom:FETHernet:PHY:THReshold

SOURce:DATA:TELecom:FETHernet:PHY:THReshold?

SOURce:DATA:TELecom:FETHernet:PHY:SKEW:TX:RESet

FETCh:DATA:TELecom:FETHernet:PHY:SKEW:RX?

SOURce:DATA:TELecom:FETHernet:PHY:SKEW:TX?

:SOURce:DATA:TELecom:FETHernet:PHY:SKEW:TX:RESet

Description	This command resets the TX FlexE PHY skew delay value for all PHYs part of the test. At *RST condition, this value is set to 0 ns. Navigation Path: Functions > FlexE Advanced > Reset Skew
Syntax	:SOURce:DATA:TELecom:FETHernet:PHY:SKEW:TX:RESet
Response Syntax	<FlexE Client Calendar Configuration>
Example(s)	SOUR:DATA:TEL:FETH:PHY:SKEW:TX:RES
See Also	SOURce:DATA:TELecom:FETHernet:PHY:THReshold SOURce:DATA:TELecom:FETHernet:PHY:THReshold? FETCh:DATA:TELecom:FETHernet:PHY:SKEW:RX? SOURce:DATA:TELecom:FETHernet:PHY:SKEW:TX SOURce:DATA:TELecom:FETHernet:PHY:SKEW:TX?

:SOURce:DATA:TELecom:FETHernet:PHY:SKEW:TX?

Description

This query gets the transmitted FlexE PHY skew delay configured value.

At *RST condition, this value is set to 0 ns.

Navigation Path: Functions > FlexE Advanced > Manual Skew

Syntax

:SOURce:DATA:TELecom:FETHernet:PHY:SKEW:TX? <wsp><PhyNumber>,[<SkewValue>]

Parameter(s)

PhyNumber:

The program data syntax for the first parameter is defined as a <DECIMAL NUMERIC PROGRAM DATA> element.

The PHY number on which to get the transmitted FlexE PHY skew delay value from.

SkewValue:

The program data syntax for the second parameter is defined as a <CHARACTER PROGRAM DATA> element.

When not specified, teturns the the FlexE PHY skew delay value for the specified PHY.

MINimum: Returns the minimum skew delay value that can be configured.

MAXimum: Returns the maximum skew delay value that can be configured.

Response Syntax

<SkewDelayValue>

Response(s)

SkewDelayValue:

The response data syntax for the first parameter is defined as a <NR1 NUMERIC RESPONSE DATA> element.

Returns the TX skew value.

Example(s)

SOUR:DATA:TEL:FETH:PHY:SKEW:TX 1, 50

SOUR:DATA:TEL:FETH:PHY:SKEW:TX? 1

Returns: 50

See Also

SOURce:DATA:TELecom:FETHernet:PHY:THReshold

SOURce:DATA:TELecom:FETHernet:PHY:THReshold?

SOURce:DATA:TELecom:FETHernet:PHY:SKEW:TX:RESet

FETCh:DATA:TELecom:FETHernet:PHY:SKEW:RX?

SOURce:DATA:TELecom:FETHernet:PHY:SKEW:TX

Discover Remote Button

:FETCh:DATA:TELecom:ETHernet:DUALtest:STATistics?

Description	This query returns the IP address, Remote ID, Capability, and Status of remote connection. This command is an event and is not associated with an *RST condition or a query form. Navigation Path: Test Control > Discover Remote button > Remote Modules Discovery > IP address / Remote ID / Capability / Status Navigation Path: Test Configurator > EtherSAM/RFC 2544 > Global > Dual Test Set > Discover Remote > Remote Modules Discovery > IP address / Remote ID / Capability / Status Navigation Path: Test Configurator > RFC 6349 > Discover Remote > Remote Modules Discovery > IP address / Remote ID / Capability / Status
Syntax	:FETCh:DATA:TELecom:ETHernet:DUALtest:STATistics?
Response Syntax	<Value>
Response(s)	**Value**: The response data syntax for the first parameter is defined as a <STRING RESPONSE DATA> element. returns the IP address, Remote ID, Capability, and Status of remote connection.
Example(s)	FETC:DATA:TEL:ETH:DUAL:STAT?
See Also	FETCh:DATA:TELecom:ETHernet:RFC:LATency:FCOunt:RX?

:FETCh:DATA:TELecom:ETHernet:REMote:RSCStatus?

Description

This query returns the status of the Dual Test Set connection.

At *RST condition, this value is device dependent.

Navigation Path: Test Control > Discover Remote button > Remote Modules Discovery > status

Navigation Path: Test Configurator > EtherSAM/RFC 2544 > Global > Dual Test Set > Discover Remote > Remote Modules Discovery > status

Navigation Path: Test Configurator > RFC 6349 > status

Syntax

:FETCh:DATA:TELecom:ETHernet:REMote:RSCStatus?

Response Syntax

<Status>

Response(s)

Status:

The response data syntax for the first parameter is defined as a <CHARACTER RESPONSE DATA> element.

Returns the DTS connection status:

IDLE: Not connected

CONNECTEDTOREMOTE: Connected to remote

CONTROLLEDBYREMOTE: Controlled by remote

Example(s)

FETC:DATA:TEL:ETH:REM:RSCS?

See Also

FETCh:DATA:TELecom:ETHernet:PORT:GLOBal:IPV:STATus?

:FETCh:DATA:TELecom:ETHernet:REMote:TPARty:MODule:ID?

Description	This query returns the detected Remote Module ID. At *RST condition, this value is device-dependent. Navigation Path: Discover Remote > Remote Module Type - 3rd Party Loopback > Remote Module ID
Syntax	:FETCh:DATA:TELecom:ETHernet:REMote:TPARty:MODule:ID?
Response Syntax	<Remote Module ID>
Response(s)	**Remote Module ID**: The response data syntax for the first parameter is defined as a <STRING RESPONSE DATA> element. Returns remote module ID
Example(s)	FETC:DATA:TEL:ETH:REM:TPAR:MOD:ID?
See Also	FETCh:DATA:TELecom:ETHernet:REMote:TPARty:MODule:STATus?

:FETCh:DATA:TELecom:ETHernet:REMote:TPARty:MODule:STATus?

Description	This query returns the detected Remote Status. At *RST condition, this value is Unknown. Navigation Path: Discover Remote > Remote Module Type - 3rd Party Loopback > Remote Status
Syntax	:FETCh:DATA:TELecom:ETHernet:REMote:TPARty:MODule:STATus?
Response Syntax	<Remote Status>
Response(s)	**Remote Status**: The response data syntax for the first parameter is defined as a <CHARACTER RESPONSE DATA> element. Returns remote status UNKNOWN: Unknown LOOPEDUP: Looped Up LOOPEDDOWN: Looped Down ALLREADYLOOPEDUP: Already Looped Up ALLREADYLOOPEDDOWN: Already Looped Down NORESPONSE: No Response
Example(s)	FETC:DATA:TEL:ETH:REM:TPAR:MOD:STAT?
See Also	FETCh:DATA:TELecom:ETHernet:REMote:TPARty:MODule:ID?

:SOURce:DATA:TELecom:ETHernet:REMote:CONNect

Description

This command establishes the connection with the selected remote module and sets the remote module into the same test application as the local.

At *RST condition, this value is set to OFF.

Navigation Path: Test Control > Discover Remote button > Remote Modules Discovery > Connect

Navigation Path: Test Configurator > EtherSAM/RFC 2544 > Global > Dual Test Set > Discover Remote > Remote Modules Discovery > Connect

Navigation Path: Test Configurator > RFC 6349 > Discover Remote > Remote Modules Discovery > Connect

Syntax

:SOURce:DATA:TELecom:ETHernet:REMote:CONNect <wsp><Address>

Parameter(s)

Address:

The program data syntax for the first parameter is defined as a <STRING PROGRAM DATA> element.

Sets the IP addres of the remote module and connects to the remote.

Response Syntax

<Remote Status>

Example(s)

SOUR:DATA:TEL:ETH:REM:CONN 10.192.5.182

See Also

SOURce:DATA:TELecom:ETHernet:REMote:SSUBnet?

:SOURce:DATA:TELecom:ETHernet:REMote:CONNect?

Description

This query returns the Dual Test Set connection status.

At *RST condition, this value is set to DISCONNECTED.

Navigation Path: Test Control > Discover Remote button > Remote Modules Discovery > Connect

Navigation Path: Test Configurator > EtherSAM/RFC 2544 > Global > Dual Test Set > Discover Remote > Remote Modules Discovery > Connect

Navigation Path: Test Configurator > RFC 6349 > Discover Remote > Remote Modules Discovery > Connect

Syntax

:SOURce:DATA:TELecom:ETHernet:REMote:CONNect?

Response Syntax

<Set>

Response(s)

Set:

The response data syntax for the first parameter is defined as a <STRING RESPONSE DATA> element.

Returns the DTS Connection status.

CONNECTED: DTS Connection established.

DISCONNECTED, DTS Connection not established.

Example(s)

SOUR:DATA:TEL:ETH:REM:CONN 10.192.5.182

SOUR:DATA:TEL:ETH:REM:CONN?

Returns: CONNECTED

See Also

SOURce:DATA:TELecom:ETHernet:REMote:SSUBnet

:SOURce:DATA:TELecom:ETHernet:REMote:DISConnect

Description

This command disconnects the Dual Test Set.

This command is an event and is not associated with an *RST condition or a query form.

Navigation Path: Test Control > Discover Remote button > Remote Modules Discovery > Disconnect

Navigation Path: Test Configurator > EtherSAM/RFC 2544 > Global > Dual Test Set > Discover Remote > Remote Modules Discovery > Disconnect

Navigation Path: Test Configurator > RFC 6349 > Discover Remote > Remote Modules Discovery > Disconnect

Syntax

:SOURce:DATA:TELecom:ETHernet:REMote:DISConnect

Response Syntax

<Set>

Example(s)

SOUR:DATA:TEL:ETH:REM:CONN 10.192.5.182

SOUR:DATA:TEL:ETH:REM:DISC

See Also

SOURce:DATA:TELecom:PATTern:ERRor:PATTern:AUTomated:TYPE?

:SOURce:DATA:TELecom:ETHernet:REMote:LOOP:DOWN

Description	This command ends the connection between the local and the remote modules This command is an event and is not associated with an *RST condition or a query form. Navigation Path: Test Control > Discover Remote button > Remote Modules Discovery > Loop Down Navigation Path: Test Configurator > EtherSAM/RFC 2544 > Global > Dual Test Set > Discover Remote > Remote Modules Discovery > Loop Down
Syntax	:SOURce:DATA:TELecom:ETHernet:REMote:LOOP:DOWN
Response Syntax	<Set>
Example(s)	SOUR:DATA:TEL:ETH:REM:LOOP:UP 10.192.5.182 SOUR:DATA:TEL:ETH:REM:LOOP:DOWN
See Also	SOURce:DATA:TELecom:ETHernet:REMote:DISConnect

:SOURce:DATA:TELecom:ETHernet:REMote:LOOP:UP

Description

This command establishes the connection with a remote module and sets the remote module into Smart Loopback test application.

This command is an event and is not associated with an *RST condition or a query form.

Navigation Path: Test Control > Discover Remote button > Remote Modules Discovery > Loop Up

Navigation Path: Test Configurator > EtherSAM/RFC 2544 > Global > Dual Test Set > Discover Remote > Remote Modules Discovery > Loop Up

Syntax

:SOURce:DATA:TELecom:ETHernet:REMote:LOOP:UP <wsp><Address>

Parameter(s)

Address:

The program data syntax for the first parameter is defined as a <STRING PROGRAM DATA> element.

Connects to the specified remote module (IP address).

Response Syntax

<Set>

Example(s)

SOUR:DATA:TEL:ETH:REM:LOOP:UP 10.192.5.182

See Also

SOURce:DATA:TELecom:ETHernet:REMote:CONNect?

:SOURce:DATA:TELecom:ETHernet:REMote:MODule:TYPE

Description	This command selects Remote Module Type. At *RST condition, this value is set to EXFO. Navigation Path: Discover Remote > Remote Module Type
Syntax	:SOURce:DATA:TELecom:ETHernet:REMote:MODule:TYPE <wsp><Remote Module Type>
Parameter(s)	**Remote Module Type**: The program data syntax for the first parameter is defined as a <CHARACTER PROGRAM DATA> element. Selects the Remote Module Type. EXFO: EXFO THIRDPARTY: 3rd Party Loopback
Response Syntax	<Set>
Example(s)	SOUR:DATA:TEL:ETH:REM:MOD:TYPE EXFO
See Also	SOURce:DATA:TELecom:ETHernet:REMote:TPARty:LOOP:LAYer

:SOURce:DATA:TELecom:ETHernet:REMote:MODule:TYPE?

Description

This query returns the Remote Module Type.

At *RST condition, this value is set to EXFO.

Navigation Path: Discover Remote > Remote Module Type

Syntax

:SOURce:DATA:TELecom:ETHernet:REMote:MODule:TYPE?

Response Syntax

<Remote Module Type>

Response(s)

Remote Module Type:

The response data syntax for the first parameter is defined as a <CHARACTER RESPONSE DATA> element.

Returns the Remote Module Type

EXFO: EXFO

THIRDPARTY: 3rd Party Loopback

Example(s)

SOUR:DATA:TEL:ETH:REM:MOD:TYPE EXFO

SOUR:DATA:TEL:ETH:REM:MOD:TYPE?

Returns: EXFO

See Also

SOURce:DATA:TELecom:ETHernet:REMote:TPARty:LOOP:LAYer?

:SOURce:DATA:TELecom:ETHernet:REMote:SCANtarget:TYPE

Description

This command sets the scan target type.

At *RST condition, this value is set to SUBNET.

Navigation Path: Test Control > Discover Remote button > Remote Modules Discovery > Target

Navigation Path: Test Configurator > EtherSAM/RFC 2544 > Global > Dual Test Set > Discover Remote > Remote Modules Discovery > Target

Navigation Path: Test Configurator > RFC 6349 > Discover Remote > Remote Modules Discovery > Target

Syntax

:SOURce:DATA:TELecom:ETHernet:REMote:SCANtarget:TYPE <wsp><Set>

Parameter(s)

Set:

The program data syntax for the first parameter is defined as a <CHARACTER PROGRAM DATA> element.

Sets the Scan target type.

SUBNET: Subnet

SPECIFICIP: Specific IP

Response Syntax

<Remote Module Type>

Example(s)

SOUR:DATA:TEL:ETH:REM:SCAN:TYPE SUBNET

See Also

SOURce:DATA:TELecom:ETHernet:REMote:SSUBnet?

:SOURce:DATA:TELecom:ETHernet:REMote:SCANtarget:TYPE?

Description

This query returns the scan target type.

At *RST condition, this value is set to SUBNET.

Navigation Path: Setup > RFC 2544 > Test Configurator > RFC 2544 > Global > Dual Test Set > Discover Remote > Remote Modules Discovery > Target

Test Setup > EtherSAM (Y.1564) > Test Configurator > EtherSAM > Global > Dual Test Set > Discover Remote > Remote Modules Discovery > Target

Syntax

:SOURce:DATA:TELecom:ETHernet:REMote:SCANtarget:TYPE?

Response Syntax

<Set>

Response(s)

Set:

The response data syntax for the first parameter is defined as a <CHARACTER RESPONSE DATA> element.

Returns the scan target type.

SUBNET: Subnet

SPECIFICIP: Specific IP

Example(s)

SOUR:DATA:TEL:ETH:REM:SCAN:TYPE SUBNET

SOUR:DATA:TEL:ETH:REM:SCAN:TYPE?

Returns: SUBNET

See Also

SOURce:DATA:TELecom:ETHernet:REMote:SSUBnet

:SOURce:DATA:TELecom:ETHernet:REMote:SSUBnet

Description

This command enables/disables the Scan target for Dual Test Set.

At *RST condition, this value is set to OFF.

Navigation Path: Test Control > Discover Remote button > Remote Modules Discovery > Scan

Navigation Path: Test Configurator > EtherSAM/RFC 2544 > Global > Dual Test Set > Discover Remote > Remote Modules Discovery > Scan

Navigation Path: Test Configurator > RFC 6349 > Discover Remote > Remote Modules Discovery > Scan

Syntax

:SOURce:DATA:TELecom:ETHernet:REMote:SSUBnet <wsp><Set>

Parameter(s)

Set:

The program data syntax for the first parameter is defined as a <BOOLEAN PROGRAM DATA> element.

Enables/disables the Scan target for Dual Test Setup.

ON: Enables the Scan target.

OFF: Disables the Scan target.

Response Syntax

<Set>

Example(s)

SOUR:DATA:TEL:ETH:REM:SSUB ON

See Also

SOURce:DATA:TELecom:ETHernet:REMote:SCANtarget:TYPE?

:SOURce:DATA:TELecom:ETHernet:REMote:SSUBnet?

Description

This query returns the enable/disable status of the Scan target for Dual Test Set.

At *RST condition, this value is set to OFF.

Navigation Path: Test Control > Discover Remote button > Remote Modules Discovery > Scan

Navigation Path: Test Configurator > EtherSAM/RFC 2544 > Global > Dual Test Set > Discover Remote > Remote Modules Discovery > Scan

Navigation Path: Test Configurator > RFC 6349 > Discover Remote > Remote Modules Discovery > Scan

Syntax

:SOURce:DATA:TELecom:ETHernet:REMote:SSUBnet?

Response Syntax

<Set>

Response(s)

Set:

The response data syntax for the first parameter is defined as a <BOOLEAN RESPONSE DATA> element.

Returns the transmitter status.

1: Scan is enabled.

0: Scan is disabled.

Example(s)

SOUR:DATA:TEL:ETH:REM:SSUB ON

SOUR:DATA:TEL:ETH:REM:SSUB?

Returns: 1

See Also

SOURce:DATA:TELecom:ETHernet:REMote:SCANtarget:TYPE

:SOURce:DATA:TELecom:ETHernet:REMote:TPARty:DESTination:IP

Description	This command sets the Destination IP Address for 3rd Party Loopback. At *RST condition, this value is set to 10.10.0.0 Navigation Path: Discover Remote > Remote Module Discovery - 3rd Party Loopback > Destination IP Address
Syntax	:SOURce:DATA:TELecom:ETHernet:REMote:TPARty:DESTination:IP <wsp><Destination IP Address>
Parameter(s)	**Destination IP Address**: The program data syntax for the first parameter is defined as a <STRING PROGRAM DATA> element. Sets the Destination IP Address
Response Syntax	<Set>
Example(s)	SOUR:DATA:TEL:ETH:REM:TPAR:DEST:IP 10.11.10.12
See Also	SOURce:DATA:TELecom:ETHernet:REMote:TPARty:DESTination:MAC

:SOURce:DATA:TELecom:ETHernet:REMote:TPARty:DESTination:IP?

Description	This query returns the Destination IP Address for 3rd Party Loopback. At *RST condition, this value is set to 10.10.0.0 Navigation Path: Discover Remote > Remote Module Discovery - 3rd Party Loopback > Destination IP Address
Syntax	:SOURce:DATA:TELecom:ETHernet:REMote:TPARty:DESTination:IP?
Response Syntax	<Destination IP Address>
Response(s)	**Destination IP Address**: The response data syntax for the first parameter is defined as a <STRING RESPONSE DATA> element. Returns the Destination IP Address
Example(s)	SOUR:DATA:TEL:ETH:REM:TPAR:DEST:IP 10.11.10.12 SOUR:DATA:TEL:ETH:REM:TPAR:DEST:IP? Returns: 10.11.10.12
See Also	SOURce:DATA:TELecom:ETHernet:REMote:TPARty:DESTination:MAC?

:SOURce:DATA:TELecom:ETHernet:REMote:TPARty:DESTination:MAC

Description	This command sets the Destination MAC Address for 3rd Party Loopback. At *RST condition, this value is set to FE:FE:FE:FE:FE:FE Navigation Path: Discover Remote > Remote Module Discovery - 3rd Party Loopback > Destination MAC Address
Syntax	:SOURce:DATA:TELecom:ETHernet:REMote:TPARty:DESTination:MAC <wsp><Destination MAC Address>
Parameter(s)	**Destination MAC Address**: The program data syntax for the first parameter is defined as a <STRING PROGRAM DATA> element. Sets the Destination MAC Address
Response Syntax	<Destination IP Address>
Example(s)	SOUR:DATA:TEL:ETH:REM:TPAR:DEST:MAC FF:FF:FF:FF:FF:FF
See Also	SOURce:DATA:TELecom:ETHernet:REMote:TPARty:LOOP:LAYer

:SOURce:DATA:TELecom:ETHernet:REMote:TPARty:DESTination:MAC?

Description	This query returns the Destination MAC Address for 3rd Party Loopback. At *RST condition, this value is set to FE:FE:FE:FE:FE:FE Navigation Path: Discover Remote > Remote Module Discovery - 3rd Party Loopback > Destination MAC Address
Syntax	:SOURce:DATA:TELecom:ETHernet:REMote:TPARty:DESTination:MAC?
Response Syntax	<Destination MAC Address>
Response(s)	**Destination MAC Address**: The response data syntax for the first parameter is defined as a <STRING RESPONSE DATA> element. Returns the Destination MAC Address
Example(s)	SOUR:DATA:TEL:ETH:REM:TPAR:DEST:MAC FF:FF:FF:FF:FF:FF SOUR:DATA:TEL:ETH:REM:TPAR:DEST:MAC? Returns: FF:FF:FF:FF:FF:FF
See Also	SOURce:DATA:TELecom:ETHernet:REMote:TPARty:LOOP:LAYer?

:SOURce:DATA:TELecom:ETHernet:REMote:TPARty:DESTination:PORT

Description	This command sets the Destination Port for 3rd Party Loopback. At *RST condition, this value is set to 7. Navigation Path: Discover Remote > Remote Module Discovery - 3rd Party Loopback > Destination Port
Syntax	:SOURce:DATA:TELecom:ETHernet:REMote:TPARty:DESTination:PORT <wsp><Destination Port>
Parameter(s)	**Destination Port**: The program data syntax for the first parameter is defined as a <DECIMAL NUMERIC PROGRAM DATA> element. Sets the Destination Port MAXimum: Biggest supported value MINimum: Smallest supported value DEFault: Default value
Response Syntax	<Destination MAC Address>
Example(s)	SOUR:DATA:TEL:ETH:REM:TPAR:DEST:PORT 25
See Also	SOURce:DATA:TELecom:ETHernet:REMote:TPARty:DESTination:MAC

:SOURce:DATA:TELecom:ETHernet:REMote:TPARty:DESTination:PORT?

Description

This query returns the Destination Port for 3rd Party Loopback.

At *RST condition, this value is set to 7.

Navigation Path: Discover Remote > Remote Module Discovery - 3rd Party Loopback > Destination Port

Syntax

:SOURce:DATA:TELecom:ETHernet:REMote:TPARty:DESTination:PORT?[<wsp><Port>]

Parameter(s)

Port:

The program data syntax for the first parameter is defined as a <CHARACTER PROGRAM DATA> element.

This parameter is optional. If no token is specified, the current port is returned.

MAXimum: Biggest supported value.

MINimum: Smallest supported value.

DEFault: Default value.

Response Syntax

<Destination Port>

Response(s)

Destination Port:

The response data syntax for the first parameter is defined as a <NR1 NUMERIC RESPONSE DATA> element.

Returns the Destination Port

Example(s)

SOUR:DATA:TEL:ETH:REM:TPAR:DEST:PORT 25

SOUR:DATA:TEL:ETH:REM:TPAR:DEST:PORT?

Returns: 25

See Also

SOURce:DATA:TELecom:ETHernet:REMote:TPARty:DESTination:MAC?

:SOURce:DATA:TELecom:ETHernet:REMote:TPARty:DESTination:USTReam

Description	This command enables/disables the Use Stream Destination from Test Application. At *RST condition, this value is set to ON. Navigation Path: Discover Remote > Remote Module Type - 3rd Party Loopback > Use Stream Destination from Test Application
Syntax	:SOURce:DATA:TELecom:ETHernet:REMote:TPARty:DESTination:USTReam <wsp><Status>
Parameter(s)	**Status**: The program data syntax for the first parameter is defined as a <BOOLEAN PROGRAM DATA> element. Enables/disables: ON: Enables OFF: Disables
Response Syntax	<Destination Port>
Example(s)	SOUR:DATA:TEL:ETH:REM:TPAR:DEST:USTR ON
See Also	SOURce:DATA:TELecom:ETHernet:REMote:TPARty:LOOP:LAYer

:SOURce:DATA:TELecom:ETHernet:REMote:TPARty:DESTination:USTReam?

Description

This query returns the enable/disable status of the Use Stream Destination from Test Application

At *RST condition, this value is set to ON.

Navigation Path: Discover Remote > Remote Module Type - 3rd Party Loopback > Use Stream Destination from Test Application

Syntax

:SOURce:DATA:TELecom:ETHernet:REMote:TPARty:DESTination:USTReam?

Response Syntax

<Status>

Response(s)

Status:

The response data syntax for the first parameter is defined as a <BOOLEAN RESPONSE DATA> element.

Returns the enable/disable status

1: Enabled

0: Disabled

Example(s)

SOUR:DATA:TEL:ETH:REM:TPAR:DEST:USTR ON

SOUR:DATA:TEL:ETH:REM:TPAR:DEST:USTR?

Returns 1

See Also

SOURce:DATA:TELecom:ETHernet:REMote:TPARty:LOOP:LAYer?

:SOURce:DATA:TELecom:ETHernet:REMote:TPARty:LOOP:DOWN

Description	This command ends the connection between the EXFO and the remote third party module. This command is an event and is not associated with an *RST condition or a query form. Navigation Path: Discover Remote > Remote Module Type - 3rd Party Loopback > Loop Down
Syntax	:SOURce:DATA:TELecom:ETHernet:REMote:TPARty:LOOP:DOWN
Response Syntax	<Status>
Example(s)	SOUR:DATA:TEL:ETH:REM:TPAR:LOOP:DOWN
See Also	SOURce:DATA:TELecom:ETHernet:REMote:DISConnect

:SOURce:DATA:TELecom:ETHernet:REMote:TPARty:LOOP:LAYer

Description	This command selects Loop Layer type. At *RST condition, this value is set to L2. Navigation Path: Discover Remote > Remote Module Type - 3rd Party Loopback >Loop Layer
Syntax	:SOURce:DATA:TELecom:ETHernet:REMote:TPARty:LOOP:LAYer <wsp><Loop Layer>
Parameter(s)	**Loop Layer**: The program data syntax for the first parameter is defined as a <CHARACTER PROGRAM DATA> element. Selects the Loop Layer type. L2: L2 : Ethernet L3: L3 : IP L4: L4 : UDP/TCP
Response Syntax	<Status>
Example(s)	SOUR:DATA:TEL:ETH:REM:TPAR:LOOP:LAY L2
See Also	SOURce:DATA:TELecom:ETHernet:REMote:TPARty:DESTination:USTReam?

:SOURce:DATA:TELecom:ETHernet:REMote:TPARty:LOOP:LAYer?

Description	This query returns the selected Loop Layer type. At *RST condition, this value is set to L2. Navigation Path: Discover Remote > Remote Module Type - 3rd Party Loopback >Loop Layer
Syntax	:SOURce:DATA:TELecom:ETHernet:REMote:TPARty:LOOP:LAYer?
Response Syntax	<Loop Layer>
Response(s)	**Loop Layer**: The response data syntax for the first parameter is defined as a <CHARACTER RESPONSE DATA> element. Returns the Loop Layer type L2: L2 : Ethernet L3: L3 : IP L4: L4 : UDP/TCP
Example(s)	SOUR:DATA:TEL:ETH:REM:TPAR:LOOP:LAY? Returns: L2
See Also	SOURce:DATA:TELecom:ETHernet:REMote:TPARty:DESTination:USTReam?

:SOURce:DATA:TELecom:ETHernet:REMote:TPARty:LOOP:UP

Description	This command establishes the connection with a third party remote module. This command is an event and is not associated with an *RST condition or a query form. Navigation Path: Discover Remote > Remote Module Type - 3rd Party Loopback > Loop Up
Syntax	:SOURce:DATA:TELecom:ETHernet:REMote:TPARty:LOOP:UP
Response Syntax	<Loop Layer>
Example(s)	SOUR:DATA:TEL:ETH:REM:TPAR:LOOP:UP
See Also	SOURce:DATA:TELecom:ETHernet:REMote:TPARty:LOOP:DOWN

Lpbk Tool Button (Loopback Tool)

:FETCh:DATA:TELecom:SOAM:SLTool:TRAFfic:RESPonder:RX:COUNt?

Description

This query returns reports the count of RX valid specific frame for Smart loopback tool test.

At *RST condition, this value is device dependent.

Nevigation Path: Test Control > Lpbk Tool > Loopback Tool > Responder > RX Count

Syntax

:FETCh:DATA:TELecom:SOAM:SLTool:TRAFfic:RESPonder:RX:COUNt? <wsp><Frame>

Parameter(s)

Frame:

The program data syntax for the first parameter is defined as a <CHARACTER PROGRAM DATA> element.

Selects the type of responder frame type.

LBM

LTM

DMM

LMM

SLM

Response Syntax

<Value>

Response(s)

Value:

The response data syntax for the first parameter is defined as a <STRING RESPONSE DATA> element.

Returns the RX frame count.

Example(s)

FETC:DATA:TEL:SOAM:SLT:TRAF:RESP:RX:COUN? LBM

See Also

FETCh:DATA:TELecom:SOAM:LINK:TRACe:RESult:LTR:TIMeout?

:FETCh:DATA:TELecom:SOAM:SLTool:TRAFfic:RESPonder:RX:TOTal?

Description	This query returns the total count of RX valid frames for Smart loopback tool test. At *RST condition, this value is device dependent. Nevigation Path: Test Control > Lpbk Tool > Loopback Tool > Responder > RX Total
Syntax	:FETCh:DATA:TELecom:SOAM:SLTool:TRAFfic:RESPonder:RX:TOTal?
Response Syntax	<Value>
Response(s)	**Value**: The response data syntax for the first parameter is defined as a <STRING RESPONSE DATA> element. Returns the responder total received frame count.
Example(s)	FETC:DATA:TEL:SOAM:SLT:TRAF:RESP:RX:TOT?
See Also	FETCh:DATA:TELecom:SOAM:LINK:TRACe:STATus?

:FETCh:DATA:TELecom:SOAM:SLTool:TRAFfic:RESPonder:TX:COUNt?

Description	This query returns the count of TX valid specific frame for Smart loopback tool test. At *RST condition, this value is device dependent. Nevigation Path: Test Control > Lpbk Tool > Loopback Tool > Responder > TX Count
Syntax	:FETCh:DATA:TELecom:SOAM:SLTool:TRAFfic:RESPonder:TX:COUNt? <wsp><Frame>
Parameter(s)	**Frame**: The program data syntax for the first parameter is defined as a <CHARACTER PROGRAM DATA> element. Selects the type of responder frame type. LBR LTR DMR LMR SLR
Response Syntax	<Value>
Response(s)	**Value**: The response data syntax for the first parameter is defined as a <STRING RESPONSE DATA> element. Returns the responder TX frame count.
Example(s)	FETC:DATA:TEL:SOAM:SLT:TRAF:RESP:TX:COUN? LBR
See Also	FETCh:DATA:TELecom:SOAM:LINK:TRACe:RESult:RX:LTR?

:FETCh:DATA:TELecom:SOAM:SLTool:TRAFfic:RESPonder:TX:TOTal?

Description	This query returns the total count of TX valid frames for for Smart loopback tool test. At *RST condition, this value is device dependent. Nevigation Path: Test Control > Lpbk Tool > Loopback Tool > Responder > TX Total
Syntax	:FETCh:DATA:TELecom:SOAM:SLTool:TRAFfic:RESPonder:TX:TOTal?
Response Syntax	<Value>
Response(s)	**Value**: The response data syntax for the first parameter is defined as a <STRING RESPONSE DATA> element. Returns the responder total transmitted frame count.
Example(s)	FETC:DATA:TEL:SOAM:SLT:TRAF:RESP:TX:TOT?
See Also	FETCh:DATA:TELecom:SOAM:LINK:TRACe:RESult:INValid:LTR?

:FETCh:DATA:TELecom:TEST:SLTool:STARt:TIME?

Description	This query returns the time at which the test started for Smart loopback tool test. At *RST condition, this value is set to device-dependent. Navigation Path: Test Control > Lpbk Tool > Loopback Tool > Start Time
Syntax	:FETCh:DATA:TELecom:TEST:SLTool:STARt:TIME?
Response Syntax	<StartTime>
Response(s)	**StartTime**: The response data syntax for the first parameter is defined as a <STRING RESPONSE DATA> element. Returns the time at which the test started.
Example(s)	SOUR:DATA:TEL:ETH:SLT:TEST ON FETC:DATA:TEL:TEST:SLT:STAR:TIME?
See Also	FETCh:DATA:TELecom:TEST:STARt:TIME?

:FETCh:DATA:TELecom:TEST:SLTool:STATus?

Description

This query returns the test status of Smart loopback tool test.

At *RST condition, this value is set to device-dependent.

Navigation Path: Test Control > Lpbk Tool > Loopback Tool > Status

Syntax

:FETCh:DATA:TELecom:TEST:SLTool:STATus?

Response Syntax

<Test Status>

Response(s)

Test Status:

The response data syntax for the first parameter is defined as a <STRING RESPONSE DATA> element.

Returns the status of the test.

Example(s)

SOUR:DATA:TEL:ETH:SLT:TEST ON

FETC:DATA:TEL:TEST:SLT:STAT?

See Also

FETCh:DATA:TELecom:TEST:STATus?

:SENSe:DATA:TELecom:ETHernet:SLTool:PACKet:BANDwidth?

Description	This query returns the Bandwidth for TX/RX for Smart Loopback tool application. At *RST condition, this value is set to device-dependent. Navigation Path: Test Control > Lpbk Tool > Loopback Tool > Traffic > Ethernet BW
Syntax	:SENSe:DATA:TELecom:ETHernet:SLTool:PACKet:BANDwidth? <wsp><Direction>
Parameter(s)	**Direction**: The program data syntax for the first parameter is defined as a <CHARACTER PROGRAM DATA> element. Selects the direction. RX: Received TX: Transmitted
Response Syntax	<Bandwidth>
Response(s)	**Bandwidth**: The response data syntax for the first parameter is defined as a <NR2 NUMERIC RESPONSE DATA> element. Returns the Ethernet bandwidth for TX or RX.
Example(s)	SENS:DATA:TEL:ETH:SLT:PACK:BAND? RX
See Also	SENSe:DATA:TELecom:ETHernet:PACKet:LINE:UTILization?

:SENSe:DATA:TELecom:ETHernet:SLTool:PACKet:FRAMe:COUNt?

Description

This query returns the Frame count for TX/RX.

At *RST condition, this value is set to device-dependent.

Navigation Path: Test Control > Lpbk Tool > Loopback Tool > Traffic > Frame Count

Syntax

:SENSe:DATA:TELecom:ETHernet:SLTool:PACKet:FRAMe:COUNt? <wsp><Direction>

Parameter(s)

Direction:

The program data syntax for the first parameter is defined as a <CHARACTER PROGRAM DATA> element.

Selects the direction.

RX: Received

TX: Transmitted

Response Syntax

<Count>

Response(s)

Count:

The response data syntax for the first parameter is defined as a <NR2 NUMERIC RESPONSE DATA> element.

Returns the frame count for TX or RX.

Example(s)

SENS:DATA:TEL:ETH:SLT:PACK:FRAM:COUN? TX

See Also

SENS:DATA:TEL:ETH:PAC:FRAM:COUN? TX

:SENSe:DATA:TELecom:ETHernet:SLTool:PACKet:FRAMe:RATE?

Description	This query returns the Frame Rate for TX/RX for Smart Loopback application. At *RST condition, this value is set to device-dependent. Navigation Path: Test Control > Lpbk Tool > Loopback Tool > Traffic > Frame rate
Syntax	:SENSe:DATA:TELecom:ETHernet:SLTool:PACKet:FRAMe:RATE? <wsp><Direction>
Parameter(s)	**Direction**: The program data syntax for the first parameter is defined as a <CHARACTER PROGRAM DATA> element. Selects the direction. RX: Received TX: Transmitted
Response Syntax	<Frame Rate>
Response(s)	**Frame Rate**: The response data syntax for the first parameter is defined as a <NR2 NUMERIC RESPONSE DATA> element. Returns the frame rate for TX or RX.
Example(s)	SENS:DATA:TEL:ETH:SLT:PACK:FRAM:RATE? RX
See Also	SENSe:DATA:TELecom:ETHernet:PACKet:BANDwidth?

:SENSe:DATA:TELecom:ETHernet:SLTool:PACKet:LINE:UTILization?

Description

This query returns the utilization for TX/RX for Smart loopback tool test.

At *RST condition, this value is set to device-dependent.

Navigation Path: Test Control > Lpbk Tool > Loopback Tool > Traffic > Line Utilization

Syntax

:SENSe:DATA:TELecom:ETHernet:SLTool:PACKet:LINE:UTILization? <wsp><Direction>

Parameter(s)

Direction:

The program data syntax for the first parameter is defined as a <CHARACTER PROGRAM DATA> element.

Sets the direction.

RX: Received

TX: Trransmitted

Response Syntax

<Utilization>

Response(s)

Utilization:

The response data syntax for the first parameter is defined as a <NR2 NUMERIC RESPONSE DATA> element.

Returns the line utilization for TX or RX.

Example(s)

SENS:DATA:TEL:ETH:SLT:PACK:LINE:UTIL? RX

See Also

FETCh:DATA:TELecom:ETHernet:PAUSe:FRAMe:RX?

:SOURce:DATA:TELecom:ETHernet:SLTool:ENABle

Description

This command enables/disables the Smart Loopback Tool Test.

At *RST condition, this value is set to OFF.

Navigation Path: Test > Loopback tool > Loopback button

Syntax

:SOURce:DATA:TELecom:ETHernet:SLTool:ENABle <wsp><Set>

Parameter(s)

Set:

The program data syntax for the first parameter is defined as a <BOOLEAN PROGRAM DATA> element.

Enables/disables the test.

ON: Enables the test.

OFF: Disables the test.

Response Syntax

<Utilization>

Example(s)

SOUR:DATA:TEL:ETH:SLT:ENAB ON

SOUR:DATA:TEL:ETH:SLT:ENAB?

See Also

SOURce:DATA:TELecom:ETHernet:SLTool:TEST

:SOURce:DATA:TELecom:ETHernet:SLTool:ENABle?

Description

This query returns the enables/disables status of the Smart Loopback Tool Test.

At *RST condition, this value is set to OFF.

Navigation Path: Test > Loopback tool > Loopback button

Syntax

:SOURce:DATA:TELecom:ETHernet:SLTool:ENABle?

Response Syntax

<Status>

Response(s)

Status:

The response data syntax for the first parameter is defined as a <BOOLEAN RESPONSE DATA> element.

Returns the enable/disable test status:

1: Enabled

0: Disabled

Example(s)

SOUR:DATA:TEL:ETH:SLT:ENAB ON

SOUR:DATA:TEL:ETH:SLT:ENAB?

Returns: 1

See Also

SOURce:DATA:TELecom:ETHernet:SLTool:TEST?

:SOURce:DATA:TELecom:ETHernet:SLTool:SLOopback:MODE

Description

This command selects the loopback mode for Smart loopback tool test.

At *RST condition, this value is set to UDP.

Navigation Path: Test Control > Lpbk Tool > Loopback Tool > Loopback Mode

Syntax

:SOURce:DATA:TELecom:ETHernet:SLTool:SLOopback:MODE <wsp><Mode>

Parameter(s)

Mode:

The program data syntax for the first parameter is defined as a <CHARACTER PROGRAM DATA> element.

Selects the loopback mode for the smart loopback application.

UDPTCP, UDP mode is selected.

IP, IP mode is selected.

ETHernet, Ethernet mode is selected.

EAUNicast, Ethernet all unicast mode is selected.

Response Syntax

<Status>

Example(s)

SOUR:DATA:TEL:ETH:SLT:SLO:MODE IP

See Also

SOURce:DATA:TELecom:ETHernet:SLOopback:MODE

:SOURce:DATA:TELecom:ETHernet:SLTool:SLOopback:MODE?

Description

This query returns the selected loopback mode for Smart loopback tool test.

At *RST condition, this value is set to UDPTCP.

Navigation Path: Test Control > Lpbk Tool > Loopback Tool > Loopback Mode

Syntax

:SOURce:DATA:TELecom:ETHernet:SLTool:SLOopback:MODE?

Response Syntax

<Mode>

Response(s)

Mode:

The response data syntax for the first parameter is defined as a <CHARACTER RESPONSE DATA> element.

Returns the loopback mode.

IP: IP

UDPTCP: UDP.

ETHERNET: Ethernet

EAUNICAST: Ethernet All Unicast

Example(s)

SOUR:DATA:TEL:ETH:SLT:SLO:MODE IP

SOUR:DATA:TEL:ETH:SLT:SLO:MODE?

Returns: IP

See Also

SOURce:DATA:TELecom:ETHernet:SLOopback:MODE?

:SOURce:DATA:TELecom:ETHernet:SLTool:SLOopback:TRANsparent:MODE:ENABle

Description

This command enables/disables the Transparent (Pseudo-Physical) mode for Smart loopback tool test.

At *RST condition, this value is set to OFF.

Navigation Path: Test Control > Lpbk Tool > Loopback Tool > Transparent (Pseudo-Physical)

Syntax

:SOURce:DATA:TELecom:ETHernet:SLTool:SLOopback:TRANsparent:MODE:ENABle <wsp><Status>

Parameter(s)

Status:

The program data syntax for the first parameter is defined as a <BOOLEAN PROGRAM DATA> element.

Enables/disables:

ON: Enables

OFF: Disables

Response Syntax

<Mode>

Example(s)

SOUR:DATA:TEL:ETH:SLT:SLO:TRAN:MODE:ENAB ON

See Also

SOURce:DATA:TELecom:ETHernet:SLOopback:MODE?

:SOURce:DATA:TELecom:ETHernet:SLTool:SLOopback:TRANsparent:MODE:ENABle?

Description

This query returns the enable/disable status of the Transparent (Pseudo-Physical) mode for Smart loopback tool test.

At *RST condition, this value is set to OFF.

Navigation Path: Test Control > Lpbk Tool > Loopback Tool > Transparent (Pseudo-Physical)

Syntax

:SOURce:DATA:TELecom:ETHernet:SLTool:SLOopback:TRANsparent:MODE:ENABle?

Response Syntax

<Status>

Response(s)

Status:

The response data syntax for the first parameter is defined as a <BOOLEAN RESPONSE DATA> element.

Returns the enable/disable status:

1: Enabled

0: Disabled

Example(s)

SOUR:DATA:TEL:ETH:SLT:SLO:TRAN:MODE:ENAB ON

SOUR:DATA:TEL:ETH:SLT:SLO:TRAN:MODE:ENAB?

Returns: 1

See Also

SOURce:DATA:TELecom:ETHernet:SLOopback:NETWork:VLAN:STATus?

:SOURce:DATA:TELecom:ETHernet:SLTool:TEST

Description	This command starts/stops the Smart Loopback Tool Test. At *RST condition, this value is set to OFF. Navigation Path: Test Control > Lpbk Tool > Loopback Tool > Loopback button.
Syntax	:SOURce:DATA:TELecom:ETHernet:SLTool:TEST <wsp><Set>
Parameter(s)	**Set**: The program data syntax for the first parameter is defined as a <BOOLEAN PROGRAM DATA> element. Starts or stops the test. ON: Starts the test OFF: Stops the test
Response Syntax	<Status>
Example(s)	SOUR:DATA:TEL:ETH:SLT:TEST ON SOUR:DATA:TEL:ETH:SLT:TEST? Returns: 1
See Also	SOURce:DATA:TELecom:ETHernet:SLTool:TEST ON

:SOURce:DATA:TELecom:ETHernet:SLTool:TEST?

Description

This query returns the start/stop status of Smart Loopback Tool Test.

At *RST condition, this value is set to OFF.

Navigation Path: Test Control > Lpbk Tool > Loopback Tool > Loopback button

Syntax

:SOURce:DATA:TELecom:ETHernet:SLTool:TEST?

Response Syntax

<Status>

Response(s)

Status:

The response data syntax for the first parameter is defined as a <BOOLEAN RESPONSE DATA> element.

Returns the start/stop status.

1: Started

0: Stopped

Example(s)

SOUR:DATA:TEL:ETH:SLT:TEST ON

SOUR:DATA:TEL:ETH:SLT:TEST?

Returns: 1

See Also

SOURce:DATA:TELecom:ETHernet:SLTool:TEST?

:SOURce:DATA:TELecom:SOAM:SLTool:RESPonder:ENABle

Description

This command enables/disables OAM Responder for Smart loopback tool test.

At *RST condition, this value is ON.

Navigation Path: Test Control > Lpbk Tool > Loopback Tool > OAM Responder

Syntax

:SOURce:DATA:TELecom:SOAM:SLTool:RESPonder:ENABle <wsp><Status>

Parameter(s)

Status:

The program data syntax for the first parameter is defined as a <BOOLEAN PROGRAM DATA> element.

Enables/disables:

ON: Enables

OFF: Disables

Response Syntax

<Status>

Example(s)

SOUR:DATA:TEL:SOAM:SLT:RESP:ENAB ON

SOUR:DATA:TEL:SOAM:SLT:RESP:ENAB?

Returns: 1

See Also

SOURce:DATA:TELecom:SOAM:MODE?

:SOURce:DATA:TELecom:SOAM:SLTool:RESPonder:ENABle?

Description
This query returns the enable/disable status of OAM Responder for Smart loopback tool test.
At *RST condition, this value is ON.
Navigation Test Control > Lpbk Tool > Loopback Tool > OAM Responder

Syntax
:SOURce:DATA:TELecom:SOAM:SLTool:RESPonder:ENABle?

Response Syntax
<Status>

Response(s)
Status:
The response data syntax for the first parameter is defined as a <BOOLEAN RESPONSE DATA> element.
Returns the enable/disable status:
1: Enabled
0: Disabled

Example(s)
SOUR:DATA:TEL:SOAM:SLT:RESP:ENAB ON
SOUR:DATA:TEL:SOAM:SLT:RESP:ENAB?
Returns: 1

See Also
SOURce:DATA:TELecom:SOAM:MODE

Lpbk Tool Button (Interface)

:FETCh:DATA:TELecom:ETHernet:SLTool:ALARm:LINK?

Description	This query returns the alarm status. At *RST condition, this value is set to device-dependent. Navigation Path: Test Control > Lpbk Tool > Interface > LINK and Alarms
Syntax	:FETCh:DATA:TELecom:ETHernet:SLTool:ALARm:LINK? <wsp><Alarm>
Parameter(s)	**Alarm**: The program data syntax for the first parameter is defined as a <CHARACTER PROGRAM DATA> element. Selects the alarm type whose status is to be retrieved. LDOWn: Link Down For 10GE LAN only: LFAR: Local Fault Received LFAD: Local Fault Detected RFAult: Remote Fault
Response Syntax	<Alarm>
Response(s)	**Alarm**: The response data syntax for the first parameter is defined as a <CHARACTER RESPONSE DATA> element. Reports the alarm status. PRESENT: At least one alarm has occurred ABSENT: No alarm occurred INACTIVE: The test did not run yet
Example(s)	FETC:DATA:TEL:ETH:SLT:ALAR:LINK? RFA
See Also	FETCh:DATA:TEL:ETHernet:EOTN:ALAR:LINK?

:FETCh:DATA:TELecom:ETHernet:SLTool:PORT:BANDwidth?

Description

This query returns the detected interface speed for 10/100/1000M Electrical inerface/rate.

At *RST condition, this value is device dependent.

Navigation Path: Test Control > Lpbk Tool > Interface > LINK > Speed

Syntax

:FETCh:DATA:TELecom:ETHernet:SLTool:PORT:BANDwidth?

Response Syntax

<Speed>

Response(s)

Speed:

The response data syntax for the first parameter is defined as a <CHARACTER RESPONSE DATA> element.

Returns the inteface speed.

B100MBPS: 100M speed is selected.

B10MBPS: 10M speed is selected.

B1GBPS: 1GBPS speed is selected.

AUTO: Auto

Example(s)

FETC:DATA:TEL:ETH:SLT:PORT:BAND?

See Also

FETCh:DATA:TELecom:ETHernet:PORT:BANDwidth?

:FETCh:DATA:TELecom:ETHernet:SLTool:PORT:DUPLex?

Description

This query returns the negotiated duplex mode.

At *RST condition, this value is device dependent.

Navigation Path: Test Control > Lpbk Tool > Interface > LINK > Duplex

Syntax

:FETCh:DATA:TELecom:ETHernet:SLTool:PORT:DUPLex?

Response Syntax

<Mode>

Response(s)

Mode:

The response data syntax for the first parameter is defined as a <CHARACTER RESPONSE DATA> element.

Returns the duplex mode.

FULL

HALF

Example(s)

FETC:DATA:TEL:ETH:SLT:PORT:DUPL?

See Also

FETCh:DATA:TELecom:ETHernet:PORT:DUPLex?

:FETCh:DATA:TELecom:ETHernet:SLTool:PORT:FCONtrol?

Description

This query returns the flow control for the selected instrument port in Smart loopback tool test.

At *RST condition, this value is device dependent.

Navigation Path: Test > Loopback tool > Interface > Flow Control

Syntax

:FETCh:DATA:TELecom:ETHernet:SLTool:PORT:FCONtrol?

Response Syntax

<Fcantrol>

Response(s)

Fcantrol:

The response data syntax for the first parameter is defined as a <CHARACTER RESPONSE DATA> element.

Returns the flow control for the selected instrument port in Smart loopback tool test.

TX, Tx is selected as flow cantrol.

RX, Rx is selected as flow cantrol.

RXANDTX, RX and TX is selected as flow cantrol.

NONE: No flow control

Example(s)

FETCh:DATA:TELecom:ETHernet:SLTool:PORT:FCONtrol?

See Also

FETCh:DATA:TELecom:ETHernet:PORT:FCONtrol?

:FETCh:DATA:TELecom:ETHernet:SLTool:PORT:LOCal:CLOCk?

Description	This query returns the local clock mode used. At *RST condition, this value is device dependent. Navigation Path: Test Control > Lpbk Tool > Interface > Physical Interface > Clock Mode
Syntax	:FETCh:DATA:TELecom:ETHernet:SLTool:PORT:LOCal:CLOCk?
Response Syntax	<Clock>
Response(s)	**Clock**: The response data syntax for the first parameter is defined as a <CHARACTER RESPONSE DATA> element. Returns clock mode. MASTER: Master SLAVE: Slave AUTO: Auto
Example(s)	FETC:DATA:TEL:ETH:SLT:PORT:LOC:CLOC?
See Also	FETCh:DATA:TELecom:ETHernet:PORT:LOCal:CLOCk?

:INPut:TELecom:SLTool:BACKplane:CLOCk?

Description

This query returns the clock mode for synchronization at the input port for Smart loopback tool test.

At *RST condition, this value is set to INTERNAL.

Navigation Path: Setup > LoopBackTool > External/Internal/Recovered Clock > Clock Mode

Syntax

:INPut:TELecom:SLTool:BACKplane:CLOCk?

Response Syntax

<Clock>

Response(s)

Clock:

The response data syntax for the first parameter is defined as a <CHARACTER RESPONSE DATA> element.

Returns the clock mode for synchronization at the input port.

INTERNAL, indicates the internal clock of the unit (STRATUM 3).

EXTERNAL, indicates the clock received from the connected DS1/E1/2M external clock signal (port).

Bplane, indicates the Bplane clock.

Example(s)

INP:TEL:SLT:BACK:CLOC?

See Also

INPut:TELecom:BACKplane:CLOCk

:SENSe:DATA:TELecom:ELECtrical:SLTool:PORT:FREQuency?

Description	This query returns the RX frequency for electrical interface. At *RST condition, this value is set to device-dependent. Navigation Path: Test Control > Lpbk Tool > Interface > Physical Interface > RX Frequency.
Syntax	:SENSe:DATA:TELecom:ELECtrical:SLTool:PORT:FREQuency?
Response Syntax	<Frequency>
Response(s)	**Frequency**: The response data syntax for the first parameter is defined as a <STRING RESPONSE DATA> element. Returns the RX frequency.
Example(s)	SENS:DATA:TEL:ELEC:SLT:PORT:FREQ?
See Also	SENSe:DATA:TELecom:ELECtrical:PORT:FREQuency?

:SENSe:DATA:TELecom:OPTical:SLTool:LASer:WAVelength?

Description	This query returns the detected laser wavelength. At *RST condition, this value is set to device-dependent. Navigation Path: Test Control > Lpbk Tool > Interface > Physical Interface > Wavelength (nm)
Syntax	:SENSe:DATA:TELecom:OPTical:SLTool:LASer:WAVelength?
Response Syntax	<Wavelength>
Response(s)	**Wavelength**: The response data syntax for the first parameter is defined as a <STRING RESPONSE DATA> element. Returns the detected laser wavelength
Example(s)	SENS:DATA:TEL:OPT:SLT:LAS:WAV?
See Also	SENS:DATA:TELecom:OPTical:LASer:WAVelenth?

:SENSe:DATA:TELecom:OPTical:SLTool:PORT:FREQuency?

Description	This query returns the RX frequency for optical interface. At *RST condition, this value is set to device-dependent. Navigation Test Control > Lpbk Tool > Interface > Physical Interface > RX Frequency
Syntax	:SENSe:DATA:TELecom:OPTical:SLTool:PORT:FREQuency?
Response Syntax	<Frequency>
Response(s)	**Frequency**: The response data syntax for the first parameter is defined as a <STRING RESPONSE DATA> element. Returns the RX frequency.
Example(s)	SENS:DATA:TEL:OPT:SLT:PORT:FREQ?
See Also	SOURce:DATA:TELecom:OPTical:PORT:FREQuency?

:SENSe:DATA:TELecom:OPTical:SLTool:POWer:RANGe?

Description

This query returns the power range.

At *RST condition, this value is set to device-dependent.

Navigation Path: Setup > LoopBackTool > Interface > Physical Interface > Power Range (dBm)

Syntax

:SENSe:DATA:TELecom:OPTical:SLTool:POWer:RANGe?

Response Syntax

<Power>

Response(s)

Power:

The response data syntax for the first parameter is defined as a <STRING RESPONSE DATA> element.

Returns the power range values.

Example(s)

SENS:DATA:TEL:OPT:SLT:POW:RANG?

See Also

SENSe:DATA:TELecom:OPTical:POWer:RANGe?

SENSe:DATA:TELecom:OPTical:RX:POWer?

:SENSe:DATA:TELecom:OPTical:SLTool:RX:POWer?

Description	This query returns the value of the RX power. At *RST condition, this value is set to device-dependent. Navigation Path: Test Control > Lpbk Tool > Interface > Physical Interface > RX Power (dBm)
Syntax	:SENSe:DATA:TELecom:OPTical:SLTool:RX:POWer?
Response Syntax	<Power>
Response(s)	**Power**: The response data syntax for the first parameter is defined as a <NR2 NUMERIC RESPONSE DATA> element. Returns the RX power value.
Example(s)	SENS:DATA:TEL:OPT:SLT:RX:POW?
See Also	SENSe:DATA:TELecom:OPTical:TX:POWer?

:SENSe:DATA:TELecom:OPTical:SLTool:TUNable:CHANnel:NUMBer?

Description	This query returns the tunable wavelength channel number value. At *RST condition, this value is device-dependent. Navigation Path: Test Control > Lpbk Tool > Interface > Physical Interface > Modify - Channel Number
Syntax	:SENSe:DATA:TELecom:OPTical:SLTool:TUNable:CHANnel:NUMBer?
Response Syntax	<ChannelNumber>
Response(s)	**ChannelNumber**: The response data syntax for the first parameter is defined as a <NR2 NUMERIC RESPONSE DATA> element. Returns the tunable channel number of wavelength.
Example(s)	SENS:DATA:TEL:OPT:SLT:TUN:CHAN:NUMB?
See Also	SENSe:DATA:TELecom:OPTical:TUNable:CHANnel:NUMBer?

:SENSe:DATA:TELecom:OPTical:SLTool:TUNable:CHANnel:SPACing?

Description	This query returns the tunable wavelength channel spacing value. At *RST condition, this value is device-dependent. Navigation Path: Test Control > Lpbk Tool > Interface > Physical Interface > Modify - Channel Spacing (GHz)
Syntax	:SENSe:DATA:TELecom:OPTical:SLTool:TUNable:CHANnel:SPACing?
Response Syntax	<ChannelSpacing>
Response(s)	**ChannelSpacing**: The response data syntax for the first parameter is defined as a <NR1 NUMERIC RESPONSE DATA> element. Returns the tunable channel spacing of wavelength.
Example(s)	SENS:DATA:TEL:OPT:SLT:TUN:CHAN:SPAC?
See Also	SENSe:DATA:TELecom:OPTical:TUNable:CHANnel:SPACing?

:SENSe:DATA:TELecom:OPTical:SLTool:TUNable:FREQency?

Description	This query returns the tunable frequency value. At *RST condition, this value is device-dependent. Navigation Path: Test Control > Lpbk Tool > Interface > Physical Interface > Modify - Frequency (THz)
Syntax	:SENSe:DATA:TELecom:OPTical:SLTool:TUNable:FREQency?
Response Syntax	<Frequency>
Response(s)	**Frequency**: The response data syntax for the first parameter is defined as a <NR2 NUMERIC RESPONSE DATA> element. Returns the tunable frequency value.
Example(s)	SENS:DATA:TEL:OPT:SLT:TUN:FREQ?
See Also	SENS:DATA:TEL:OPT:SLT:TUN:FREQ?

:SOURce:DATA:TELecom:ETHernet:SLTool:PORT:ANEGotiation:BANDwidth

Description	This command sets the speed for 10/100/1000M Electrical interface/rate when Auto-Negotiation is enabled. At *RST condition, this value is device dependent. Navigation Path: Test Control > Lpbk Tool > Interface > LINK > Speed
Syntax	:SOURce:DATA:TELecom:ETHernet:SLTool:PORT:ANEGotiation:BANDwidth <wsp><Speed>
Parameter(s)	**Speed**: The program data syntax for the first parameter is defined as a <CHARACTER PROGRAM DATA> element. Sets the speed. B10Mbps: 10Mbps B100Mbps: 100Mbps B1Gbps: 1Gbps AUTO: Auto
Response Syntax	<Frequency>
Example(s)	SOUR:DATA:TEL:ETH:SLT:PORT:ANEG:BAND B10MBPS
See Also	SOURce:DATA:TELecom:ETHernet:PORT:ANEGotiation:BANDwidth

:SOURce:DATA:TELecom:ETHernet:SLTool:PORT:ANEGotiation:BANDwidth?

Description	This query returns the speed for 10/100/1000M Electrical interface/rate when Auto-Negotiation is enabled. At *RST condition, this value is device dependent. Navigation Path: Test Control > Lpbk Tool > Interface > LINK > Speed
Syntax	:SOURce:DATA:TELecom:ETHernet:SLTool:PORT:ANEGotiation:BANDwidth?
Response Syntax	<Speed>
Response(s)	**Speed**: The response data syntax for the first parameter is defined as a <CHARACTER RESPONSE DATA> element. Returns the speed.
Example(s)	SOUR:DATA:TEL:ETH:SLT:PORT:ANEG:BAND B10MBPS SOUR:DATA:TEL:ETH:SLT:PORT:ANEG:BAND? Returns: B10MBPS
See Also	SOURce:DATA:TELecom:ETHernet:PORT:ANEGotiation:BANDwidth?

:SOURce:DATA:TELecom:ETHernet:SLTool:PORT:ANEGotiation:DUPLex

Description	This command sets the duplex mode when Auto-Negotiation is enabled. At *RST condition, this value is set to FULL. Navigation Path: Test Control > Lpbk Tool > Interface > LINK > Duplex.
Syntax	:SOURce:DATA:TELecom:ETHernet:SLTool:PORT:ANEGotiation:DUPLex <wsp><Duplex>
Parameter(s)	**Duplex**: The program data syntax for the first parameter is defined as a <CHARACTER PROGRAM DATA> element. Sets the duplex mode. FULL AUTO
Response Syntax	<Speed>
Example(s)	SOUR:DATA:TEL:ETH:SLT:PORT:ANEG:DUPL FULL
See Also	SOURce:DATA:TELecom:ETHernet:PORT:ANEGotiation:DUPLex

:SOURce:DATA:TELecom:ETHernet:SLTool:PORT:ANEGotiation:DUPLex?

Description

This query returns the duplex mode when Auto-Negotiation is enabled.

At *RST condition, this value is set to FULL.

Navigation Path: Test Control > Lpbk Tool > Interface > Duplex.

Syntax

:SOURce:DATA:TELecom:ETHernet:SLTool:PORT:ANEGotiation:DUPLex?

Response Syntax

<Duplex>

Response(s)

Duplex:

The response data syntax for the first parameter is defined as a <CHARACTER RESPONSE DATA> element.

Returns the duplex mode.

FULL

AUTO

Example(s)

SOUR:DATA:TEL:ETH:SLT:PORT:ANEG:DUPL FULL

SOUR:DATA:TEL:ETH:SLT:PORT:ANEG:DUPL?

Returns: FULL

See Also

SOURce:DATA:TELecom:ETHernet:PORT:ANEGotiation:DUPLex?

:SOURce:DATA:TELecom:ETHernet:SLTool:PORT:ANEGotiation:FCONtrol?

Description

This query returns the flow control when Auto-Negotiation is enabled.

At *RST condition, this value is set to NONE.

Navigation Path: Test Control > Lpbk Tool > Interface > LINK > Flow Control

Syntax

:SOURce:DATA:TELecom:ETHernet:SLTool:PORT:ANEGotiation:FCONtrol?

Response Syntax

<Control>

Response(s)

Control:

The response data syntax for the first parameter is defined as a <CHARACTER RESPONSE DATA> element.

Returns the flow control.

NONE: No flow control

Example(s)

SOUR:DATA:TEL:ETH:SLT:PORT:ANEG:FCON NONE

SOUR:DATA:TEL:ETH:SLT:PORT:ANEG:FCON?

Returns: NONE

See Also

SOURce:DATA:TELecom:ETHernet:PORT:ANEGotiation:FCONtrol?

:SOURce:DATA:TELecom:ETHernet:SLTool:PORT:BANDwidth

Description

This command sets the interface speed for 10/100/1000M Electrical inerface/rate when Auto-Negotiation is disabled.

At *RST condition, this value is device dependent.

Navigation Path: Test Control > Lpbk Tool > Interface > LINK > Speed.

Syntax

:SOURce:DATA:TELecom:ETHernet:SLTool:PORT:BANDwidth <wsp><Speed>

Parameter(s)

Speed:

The program data syntax for the first parameter is defined as a <CHARACTER PROGRAM DATA> element.

Sets the inteface/rate speed.

B10Mbps: 10Mbps

B100Mbps: 100Mbps

B1Gbps: 1Gbps

Response Syntax

<Control>

Example(s)

SOUR:DATA:TEL:ETH:SLT:PORT:BAND B100M

See Also

SOURce:DATA:TELecom:ETHernet:PORT:BANDwidth

:SOURce:DATA:TELecom:ETHernet:SLTool:PORT:BANDwidth?

Description

This query returns the interface speed for 10/100/1000M Electrical inerface/rate when Auto-Negotiation is disabled.

At *RST condition, this value is device dependent.

Navigation Path: Test Control > Lpbk Tool > Interface > LINK > Speed

Syntax

:SOURce:DATA:TELecom:ETHernet:SLTool:PORT:BANDwidth?

Response Syntax

<Bandwidth>

Response(s)

Bandwidth:

The response data syntax for the first parameter is defined as a <CHARACTER RESPONSE DATA> element.

Returns the configured rate.

B10Mbps: 10Mbps

B100Mbps: 100Mbps

B1Gbps: 1Gbps

Example(s)

SOUR:DATA:TEL:ETH:SLT:PORT:BAND B100M

SOUR:DATA:TEL:ETH:SLT:PORT:BAND?

Returns: B100MBPS

See Also

SOURce:DATA:TELecom:ETHernet:PORT:BANDwidth?

:SOURce:DATA:TELecom:ETHernet:SLTool:PORT:CABLe:MODE

Description

This command sets the cable mode for 10/100/1000M electrical interface/rate.

At *RST condition, this value is set to device-dependent.

Navigation Path: Test Control > Lpbk Tool > Interface > LINK > Cable Mode

Syntax

:SOURce:DATA:TELecom:ETHernet:SLTool:PORT:CABLe:MODE <wsp><Mode>

Parameter(s)

Mode:

The program data syntax for the first parameter is defined as a <CHARACTER PROGRAM DATA> element.

Sets the cable mode.

MANual

AUTomatic

Response Syntax

<Bandwidth>

Example(s)

SOUR:DATA:TEL:ETH:SLT:PORT:CABL:MODE MANUAL

See Also

SOURce:DATA:TELecom:ETHernet:PORT:CABLe:MODE

:SOURce:DATA:TELecom:ETHernet:SLTool:PORT:CABLe:MODE:STATus

Description	This command sets the cable type when the cable mode is Manual. At *RST condition, this value is set to device-dependent. Navigation Path: Test Control > Lpbk Tool > Interface > LINK > Cable Mode Type
Syntax	:SOURce:DATA:TELecom:ETHernet:SLTool:PORT:CABLe:MODE:STATus <wsp><Type>
Parameter(s)	**Type**: The program data syntax for the first parameter is defined as a <CHARACTER PROGRAM DATA> element. Sets the cable type. MDIX: Media Dependant Interface Crossover (crossover Ethernet cable) MDI: Media Dependant Interface (straight through Ethernet cable)
Response Syntax	<Bandwidth>
Example(s)	SOUR:DATA:TEL:ETH:SLT:PORT:CABL:MODE:STAT MDIX
See Also	SOURce:DATA:TELecom:ETHernet:PORT:CABLe:MODE:STATus

:SOURce:DATA:TELecom:ETHernet:SLTool:PORT:CABLe:MODE :STATus?

Description	This query returns the cable type. At *RST condition, this value is set to device-dependent. Navigation Path: Test Control > Lpbk Tool > Interface > LINK > Cable Mode Type
Syntax	:SOURce:DATA:TELecom:ETHernet:SLTool:PORT:CABLe:MODE:STATus?
Response Syntax	<Type>
Response(s)	**Type**: The response data syntax for the first parameter is defined as a <CHARACTER RESPONSE DATA> element. Returns the manual cable mode. MDIX: Media Dependant Interface Crossover (crossover Ethernet cable) MDI: Media Dependant Interface (straight through Ethernet cable)
Example(s)	SOUR:DATA:TEL:ETH:SLT:PORT:CABL:MODE:STAT MDIX SOUR:DATA:TEL:ETH:SLT:PORT:CABL:MODE:STAT? Returns: MDIX
See Also	SOURce:DATA:TELecom:ETHernet:PORT:CABLe:MODE:STATus?

:SOURce:DATA:TELecom:ETHernet:SLTool:PORT:CABLe:MODE?

Description	This Query returns the cable mode for 10/100/1000M electrical interface/rate. At *RST condition, this value is set to device-dependent. Navigation Path: Test Control > Lpbk Tool > Interface > LINK > Cable Mode
Syntax	:SOURce:DATA:TELecom:ETHernet:SLTool:PORT:CABLe:MODE?
Response Syntax	<Cable Mode>
Response(s)	**Cable Mode**: The response data syntax for the first parameter is defined as a <CHARACTER RESPONSE DATA> element. Returns the cable mode for Smart loopback test. MANual AUTomatic
Example(s)	SOUR:DATA:TEL:ETH:SLT:PORT:CABL:MODE MANUAL SOUR:DATA:TEL:ETH:SLT:PORT:CABL:MODE? Returns: MANUAL
See Also	SOURce:DATA:TELecom:ETHernet:PORT:CABLe:MODE?

:SOURce:DATA:TELecom:ETHernet:SLTool:PORT:DUPLex?

Description

This query returns the duplex mode when Auto-Negotiation is disabled.

At *RST condition, this value is set to FULL.

Navigation Path: Test Control > Lpb Tool > Interface > LINK > Duplex

Syntax

:SOURce:DATA:TELecom:ETHernet:SLTool:PORT:DUPLex?

Response Syntax

<Mode>

Response(s)

Mode:

The response data syntax for the first parameter is defined as a <CHARACTER RESPONSE DATA> element.

Returns the duplex mode.

FULL

HALF

Example(s)

SOUR:DATA:TEL:ETH:SLT:PORT:DUPL FULL

SOUR:DATA:TEL:ETH:SLT:PORT:DUPL?

Returns: FULL

See Also

SOURce:DATA:TELecom:ETHernet:PORT:DUPLex?

:SOURce:DATA:TELecom:ETHernet:SLTool:PORT:FCONtrol?

Description

This query returns the flow control.

At *RST condition, this value is set to NONE.

Navigation Path: Test Control > Lpbk Tool > Interface > LINK > Flow Control

Syntax

:SOURce:DATA:TELecom:ETHernet:SLTool:PORT:FCONtrol?

Response Syntax

<Control>

Response(s)

Control:

The response data syntax for the first parameter is defined as a <CHARACTER RESPONSE DATA> element.

Returns the flow control.

NONE: No flow control

Example(s)

SOUR:DATA:TEL:ETH:SLT:PORT:FCON NONE

SOUR:DATA:TEL:ETH:SLT:PORT:FCON?

Returns: NONE

See Also

SOURce:DATA:TELecom:ETHernet:PORT:FCONtrol?

:SOURce:DATA:TELecom:ETHernet:SLTool:PORT:LOCal:CLOCk

Description

This command sets the Local Clock type.

At *RST condition, this value is device dependent.

Navigation Path: Test Control > Lpbk Tool > Interface > LINK > Local Clock

Syntax

:SOURce:DATA:TELecom:ETHernet:SLTool:PORT:LOCal:CLOCk <wsp><Type>

Parameter(s)

Type:

The program data syntax for the first parameter is defined as a <CHARACTER PROGRAM DATA> element.

Sets the local clock type.

MASTER

SLAVE

AUTO

Response Syntax

<Control>

Example(s)

SOUR:DATA:TEL:ETH:SLT:PORT:LOC:CLOC

See Also

SOURceDATA:TELecom:ETHernet:PORT:LOCal:CLOCk?

:SOURce:DATA:TELecom:ETHernet:SLTool:PORT:LOCal:CLOCk?

Description	This query returns local clock type. At *RST condition, this value is device dependent. Navigation Path: Test Control > Lpbk Tool > Interface > LINK > Local Clock
Syntax	:SOURce:DATA:TELecom:ETHernet:SLTool:PORT:LOCal:CLOCk?
Response Syntax	<Clock Type>
Response(s)	**Clock Type**: The response data syntax for the first parameter is defined as a <CHARACTER RESPONSE DATA> element. Returns local clock type. MASTER SLAVE AUTO
Example(s)	SOUR:DATA:TEL:ETH:SLT:PORT:LOC:CLOC AUTO SOUR:DATA:TEL:ETH:SLT:PORT:LOC:CLOC? Returns: AUTO
See Also	SOURce:DATA:TELecom:ETHernet:PORT:LOCal:CLOCk

:SOURce:DATA:TELecom:ETHernet:SLTool:PORT:NEGotiation

Description

This command enables/disables auto-negotiation.

At *RST condition, this value is set to ON.

Navigation Path: Test Control > Lpbk Tool > Interface > LINK > Auto-Negotiation

Syntax

:SOURce:DATA:TELecom:ETHernet:SLTool:PORT:NEGotiation <wsp><Set>

Parameter(s)

Set:

The program data syntax for the first parameter is defined as a <BOOLEAN PROGRAM DATA> element.

Enables/disables auto-negotiation.

ON: Enables auto-negotiation

OFF: Disables auto-negotiation

Response Syntax

<Clock Type>

Example(s)

SOUR:DATA:TEL:ETH:SLT:PORT:NEG ON

See Also

SOURce:DATA:TELecom:ETHernet:PORT:NEGotiation

:SOURce:DATA:TELecom:ETHernet:SLTool:PORT:NEGotiation?

Description	This query returns the enable/disable status of auto-negotiation. At *RST condition, this value is set to ON. Navigation Path: Test Control > Lpbk Tool > Interface > LINK > Auto-Negotiation
Syntax	:SOURce:DATA:TELecom:ETHernet:SLTool:PORT:NEGotiation?
Response Syntax	<Status>
Response(s)	**Status**: The response data syntax for the first parameter is defined as a <BOOLEAN RESPONSE DATA> element. Returns the enable/disable status of auto-negotiation. 1: Enabled 0: Disabled
Example(s)	SOUR:DATA:TEL:ETH:SLT:PORT:NEG? ON SOUR:DATA:TEL:ETH:SLT:PORT:NEG? Returns: 1
See Also	SOURce:DATA:TELecom:ETHernet:PORT:NEGotiation?

:SOURce:DATA:TELecom:ETHernet:SLTool:PORT:TRANsceiver

Description

This command selects the physical connector port for the loopback tool.

At *RST condition, this value is set device dependant.

Navigation Path: Test Control > Lpbk Tool > Interface > Physical Interface > Connector

Syntax

:SOURce:DATA:TELecom:ETHernet:SLTool:PORT:TRANsceiver <wsp><Connector>

Parameter(s)

Connector:

The program data syntax for the first parameter is defined as a <CHARACTER PROGRAM DATA> element.

Selects the physical connector port for the loopback tool.

RJ45: RJ45 Port 1

SFPPLUS: SFP+ Port 1

SFPPLUSP2: SFP+ Port 2

SFP28A1: SFP28 Port A1

SFP28A2: SFP28 Port A2

SFP28B1: SFP28 Port B1

SFP28B2: SFP28 Port B2

SFPPLUSRJ45P2: SFPPLUSRJ45 Port 2

SFP28RJ45A1: SFP28RJ45 Port A1

SFP28RJ45A2: SFP28RJ45 Port A2

SFP28RJ45B1: SFP28RJ45 Port B1

SFP28RJ45B2: SFP28RJ45 Port B2

Response Syntax

<Status>

Example(s)

SOUR:DATA:TEL:ETH:SLT:PORT:TRAN SFP28B1

SOUR:DATA:TEL:ETH:SLT:PORT:TRAN?

Returns: SFP28B1

See Also

SOURce:DATA:TELecom:ETHernet:PORT:TRANsceiver?

:SOURce:DATA:TELecom:ETHernet:SLTool:PORT:TRANsceiver?

Description

This query returns the physical connector port for the loopback tool.

At *RST condition, this value is set device dependant.

Navigation Path: Test Control > Lpbk Tool > Interface > Physical Interface > Connector

Syntax

:SOURce:DATA:TELecom:ETHernet:SLTool:PORT:TRANsceiver?

Response Syntax

<Connector>

Response(s)

Connector:

The response data syntax for the first parameter is defined as a <CHARACTER RESPONSE DATA> element.

Returns the physical connector port for the loopback tool.

RJ45: RJ45 Port 1

SFPPLUS: SFP+ Port 1

SFPPLUSP2: SFP+ Port 2

SFP28A1: SFP28 Port A1

SFP28A2: SFP28 Port A2

SFP28B1: SFP28 Port B1

SFP28B2: SFP28 Port B2

SFPPLUSRJ45P2: SFPPLUSRJ45 Port 2

SFP28RJ45A1: SFP28RJ45 Port A1

SFP28RJ45A2: SFP28RJ45 Port A2

SFP28RJ45B1: SFP28RJ45 Port B1

SFP28RJ45B2: SFP28RJ45 Port B2

Example(s)

SOUR:DATA:TEL:ETH:SLT:PORT:TRAN SFP28B1

SOUR:DATA:TEL:ETH:SLT:PORT:TRAN?

Returns: SFP28B1

See Also

SOURce:DATA:TELecom:ETHernet:PORT:TRANsceiver

:SOURce:DATA:TELecom:OPTical:SLTool:TUNable:WAVelength

Description	This command sets the wavelength for tunable tranceivers. At *RST condition, this value set to device-dependent. Navigation Path: Test Control > Lpbk Tool > Interface > Physical Interface > Modify - Wavelength (nm)
Syntax	:SOURce:DATA:TELecom:OPTical:SLTool:TUNable:WAVelength <wsp><Wavelength>
Parameter(s)	**Wavelength**: The program data syntax for the first parameter is defined as a <DECIMAL NUMERIC PROGRAM DATA> element. Modify the tunable wavelength value. MAXimum: Biggest supported value. MINimum: Smallest supported value.
Response Syntax	<Connector>
Example(s)	SOUR:DATA:TEL:OPT:SLT:TUN:WAV 1548.38
See Also	SOUR:DATA:TEL:OPT:TUN:WAV 1548.38 SOUR:DATA:TEL:OPT:TUN:WAV? Returns 1548.38

:SOURce:DATA:TELecom:OPTical:SLTool:TUNable:WAVelength?

Description	This query returns tunable wavelength value. At *RST condition, this value is device-dependent. Navigation Path: Test Control > Lpbk Tool > Interface > Physical Interface > Modify - Wavelength (nm)
Syntax	:SOURce:DATA:TELecom:OPTical:SLTool:TUNable:WAVelength?[<wsp><Wavelength>]
Parameter(s)	**Wavelength**: The program data syntax for the first parameter is defined as a <CHARACTER PROGRAM DATA> element. This parameter is optional. If no token specified, the current wavelength value is returned. MAXimum: Biggest supported value. MINimum: Smallest supported value.
Response Syntax	<Set>
Response(s)	**Set**: The response data syntax for the first parameter is defined as a <NR2 NUMERIC RESPONSE DATA> element. Returns the tunable wavelength value.
Example(s)	SOUR;DATA:TEL:OPT:SLT:TUN:WAV SOUR;DATA:TEL:OPT:SLT:TUN:WAV? Returns 0
See Also	SOUR;DATA:TEL:OPT:TUN:WAV 1548.38 SOUR;DATA:TEL:OPT:TUN:WAV? returns 1548.38

:SOURce:DATA:TELecom:SLTool:ITYPe

Description

This command sets the interface/rate.

At *RST condition, this value is set to 1GEOPTICAL.

Navigation Path: Test Control > Lpbk Tool > Interface > Physical Interface > Interface/Rate

Syntax

:SOURce:DATA:TELecom:SLTool:ITYPe <wsp><Interface>

Parameter(s)

Interface:

The program data syntax for the first parameter is defined as a <CHARACTER PROGRAM DATA> element.

Sets the interface type.

101001000MELEC: 10/100/1000M Electrical

10GELAN: 10GE LAN

100MOPTICAL: 100M Optical

1GEOPTICAL: 1GE Optical.

Response Syntax

<Set>

Example(s)

SOUR:DATA:TEL:SLT:ITYP 10GELAN

See Also

SOURce:DATA:TELecom:ITYPe

:SOURce:DATA:TELecom:SLTool:ITYPe?

Description	This query returns the interface/rate. At *RST condition, this value is set to 1GEOPTICAL.. Navigation Path: Test Control > Lpbk Tool > Interface > Physical Interface > Interface/Rate
Syntax	:SOURce:DATA:TELecom:SLTool:ITYPe?
Response Syntax	<Interface>
Response(s)	**Interface**: The response data syntax for the first parameter is defined as a <CHARACTER RESPONSE DATA> element. Returns the interface/rate. 101001000MELEC: 10/100/1000M Electrical 10GELAN: 10GE LAN 100MOPTICAL: 100M Optical 1GEOPTICAL: 1GE Optical
Example(s)	SOUR:DATA:TEL:SLT:ITYP 10GELAN SOUR:DATA:TEL:SLT:ITYP? Returns: 10GELAN
See Also	SOURce:DATA:TELecom:ITYPe?

:SOURce:DATA:TELecom:VERDict:ENABle

Description

This command enables/disables the test verdict status.

At *RST condition, this value is set to ON.

Navigation Path: Test > Test Configurator > Pass/Fail verdict

Syntax

:SOURce:DATA:TELecom:VERDict:ENABle <wsp><Status>

Parameter(s)

Status:

The program data syntax for the first parameter is defined as a <BOOLEAN PROGRAM DATA> element.

Enables/disables:

ON: Enables

OFF: Disables

Response Syntax

<Interface>

Example(s)

SOUR:DATA:TEL:VERD:ENAB ON

SOUR:DATA:TEL:VERD:ENAB?

Returns: 1

See Also

SOURce:DATA:TELecom:TEST:TYPE?

:SOURce:DATA:TELecom:VERDict:ENABle?

Description	This Query returns verdict status At *RST condition, this value is set to ON. Navigation Path: Test > Test Configurator > pass/Fail verdict
Syntax	:SOURce:DATA:TELecom:VERDict:ENABle?
Response Syntax	<Status>
Response(s)	**Status**: The response data syntax for the first parameter is defined as a <BOOLEAN RESPONSE DATA> element. Returns the enable/disable status: 1: Enabled 0: Disabled
Example(s)	SOUR:DATA:TEL:VERD:ENAB ON SOUR:DATA:TEL:VERD:ENAB? Returns: 1
See Also	SOURce:DATA:TELecom:TEST:TYPE?

10 Obsolete SCPI Commands and Parameters

Obsolete SCPI Commands

This section lists obsolete commands and their replacement when applicable.

Obsolete Command	Replacement Command
SOURce:DATA:TELecom:HOP:TYPE SOURce:DATA:TELecom:HOP:TYPE? SOURce:DATA:TELecom:LOP:TYPE SOURce:DATA:TELecom:LOP:TYPE?	SOURce:DATA:TELecom:SDHSonet:MULTiplex:TYPE SOURce:DATA:TELecom:SDHSonet:MULTiplex:TYPE?
SOURce:DATA:TELecom:TAPPlication:TEST:TYPE SOURce:DATA:TELecom:TAPPlication:TEST:TYPE?	SOURce:DATA:TELecom:TEST:TYPE SOURce:DATA:TELecom:TEST:TYPE?
SOURce:DATA:TELecom:PACKetsync:TEST:PTP SOURce:DATA:TELecom:PACKetsync:TEST:PTP?	
SOURce:DATA:TELecom:PACKetsync:TEST:SYNCe SOURce:DATA:TELecom:PACKetsync:TEST:SYNCe?	
SOURce:DATA:TELecom:ETHernet:HRATe:FEC:ENABle SOURce:DATA:TELecom:ETHernet:HRATe:FEC:ENABle?	SOURce:DATA:TELecom:ETHernet:FEC:ENABle SOURce:DATA:TELecom:ETHernet:FEC:ENABle?
SOURce:DATA:TELecom:ETHernet:HRATe:FEC:DSER:ENABle SOURce:DATA:TELecom:ETHernet:HRATe:FEC:DSER:ENABle?	SOURce:DATA:TELecom:ETHernet:FEC:DSER:ENABle SOURce:DATA:TELecom:ETHernet:FEC:DSER:ENABle?
SOURce:DATA:TELecom:ETHernet:HRATe:FEC:DSER:THReshold:ACTIvate SOURce:DATA:TELecom:ETHernet:HRATe:FEC:DSER:THReshold:ACTIvate?	SOURce:DATA:TELecom:ETHernet:FEC:DSER:THReshold:ACTIvate SOURce:DATA:TELecom:ETHernet:FEC:DSER:THReshold:ACTIvate?
SOURce:DATA:TELecom:ETHernet:HRATe:FEC:DSER:THReshold:DEACtivate SOURce:DATA:TELecom:ETHernet:HRATe:FEC:DSER:THReshold:DEACtivate?	SOURce:DATA:TELecom:ETHernet:FEC:DSER:THReshold:DEACtivate SOURce:DATA:TELecom:ETHernet:FEC:DSER:THReshold:DEACtivate?
SOURce:DATA:TELecom:ETHernet:HRATe:FEC:DSER:THReshold:INTErval SOURce:DATA:TELecom:ETHernet:HRATe:FEC:DSER:THReshold:INTErval?	SOURce:DATA:TELecom:ETHernet:FEC:DSER:THReshold:INTErval SOURce:DATA:TELecom:ETHernet:FEC:DSER:THReshold:INTErval?
SOURce:DATA:TELecom:PRIMary:PORT SOURce:DATA:TELecom:PRIMary:PORT?	SOURce:DATA:TELecom:PORT SOURce:DATA:TELecom:PORT? and SOURce:DATA:TELecom:ETHernet:PORT:TRANsceiver SOURce:DATA:TELecom:ETHernet:PORT:TRANsceiver?

Obsolete Command	Replacement Command
SOURce:DATA:TELecom:SOAM:PEER:MEP:QUICk:PING?	:SENSe:DATA:TELecom:SOAM:PEER:MEP:QUICk:PING?

Obsolete Parameters

This section lists obsolete parameters and their replacement when applicable.

Command	Obsolete Parameter(s)	Replacement Parameter(s)
INPut:TELecom:COUTput:SOURce INPut:TELecom:COUTput:SOURce?	CFP4_TX_MCLK	TX_MCLK
	INTERNAL	INT_DIV8
:FETCh:DATA:TELecom:SDHSonet:ERRor:SECTion:HISTory? :FETCh:DATA:TELecom:SDHSonet:ERRor:SECTion:SEConds? :FETCh:DATA:TELecom:SDHSonet:ERRor:SECTion:CURRent? :FETCh:DATA:TELecom:SDHSonet:ERRor:SECTion:COUNt? :FETCh:DATA:TELecom:SDHSonet:ERRor:SECTion:RATE?	BBER	B1
:FETCh:DATA:TELecom:SDHSonet:ERRor:LINE:HISTory? :FETCh:DATA:TELecom:SDHSonet:ERRor:LINE:SEConds? :FETCh:DATA:TELecom:SDHSonet:ERRor:LINE:CURRent? :FETCh:DATA:TELecom:SDHSonet:ERRor:LINE:COUNt? :FETCh:DATA:TELecom:SDHSonet:ERRor:LINE:RATE?	BBER	B2
:FETCh:DATA:TELecom:SDHSonet:ERRor:HOP:PATH:HISTory? :FETCh:DATA:TELecom:SDHSonet:ERRor:HOP:PATH:SEConds? :FETCh:DATA:TELecom:SDHSonet:ERRor:HOP:PATH:CURRent? :FETCh:DATA:TELecom:SDHSonet:ERRor:HOP:PATH:COUNt? :FETCh:DATA:TELecom:SDHSonet:ERRor:HOP:PATH:RATE?	BBER	B3
:FETCh:DATA:TELecom:ETHernet:ERRor:RSFec:COUNt? :FETCh:DATA:TELecom:ETHernet:ERRor:RSFec:CURRent? :FETCh:DATA:TELecom:ETHernet:ERRor:RSFec:HISTory? :FETCh:DATA:TELecom:ETHernet:ERRor:RSFec:RATE? :FETCh:DATA:TELecom:ETHernet:ERRor:RSFec:SEConds? :FETCh:DATA:TELecom:OTN:ERRor:FEC:COUNt? :FETCh:DATA:TELecom:OTN:ERRor:FEC:CURRent? :FETCh:DATA:TELecom:OTN:ERRor:FEC:HISTory? :FETCh:DATA:TELecom:OTN:ERRor:FEC:RATE? :FETCh:DATA:TELecom:OTN:ERRor:FEC:SEConds? :SOURce:DATA:TELecom:OTN:ERRor:FEC:AUTomated:TYPE :SOURce:DATA:TELecom:OTN:ERRor:FEC:AUTomated:TYPE? :SOURce:DATA:TELecom:OTN:ERRor:FEC:MANual:TYPE :SOURce:DATA:TELecom:OTN:ERRor:FEC:MANual:TYPE?	FCSYmb	PFSYMB

11 SCPI Script Samples

This section gives SCPI script samples of OTN and EtherBERT test setup and results.

OTN BERT Script Sample for FTBx-88200NGE

Creation of the script step by step:

1. Begin Script

BEGIN

2. Initialization

*CLS

LINS1:SOUR:DATA:TEL:FACT:REST:DEF

3. Test Selection

LINS1:SOUR:DATA:TEL:TEST:TYPE OTNBERT

4. Interface/Rate and Connector

LINS1:SOUR:DATA:TEL:ITYe LANE4X25

LINS1:SOUR:DATA:TEL:ETH:PORT:TRAN QSFPP2

5. Test Structure Parameters

LINS1:SOUR:DATA:TEL:OTN:FRAM FRAM

LINS1:SOUR:DATA:TEL:ODU:TYPE O4

LINS1:SOUR:DATA:TEL:OTN:CLI PATTERN

LINS1:SOUR:DATA:TEL:TOP COUPLED

6. BERT Parameters

LINS1:SOUR:DATA:TEL:PATT:TYPE PRBS2E31
LINS1:SOUR:DATA:TEL:PATT:TYPE?

LINS1:SENS:DATA:TEL:PATT:THR:RATE 1.0E-14
LINS1:SENS:DATA:TEL:PATT:THR:RATE?

7. Start Test

LINS1:SOUR:DATA:TEL:TEST ON

8. Error Injection

Bit Error

```
LINS1:SOUR:DATA:TEL:PATT:ERR:PATT:MAN:TYPE BIT
LINS1:SOUR:DATA:TEL:PATT:ERR:PATT:AMO 25
LINS1:SOUR:DATA:TEL:PATT:ERR:PATT:AMO?
LINS1:SOUR:DATA:TEL:PATT:ERR:PATT:INJ
```

BIP-8 Error

```
LINS1:SOUR:DATA:TEL:OTN:ERR:OTU4:MAN:TYPE OBIP8
LINS1:SOUR:DATA:TEL:OTN:ERR:OTU4:AMO 15
LINS1:SOUR:DATA:TEL:OTN:ERR:OTU4:AMO?
LINS1:SOUR:DATA:TEL:OTN:ERR:OTU4:INJ
```

FEC Correctable Codeword Error

```
LINS1:SOUR:DATA:TEL:OTN:ERR:FEC:MAN:TYPE FCCW
LINS1:SOUR:DATA:TEL:OTN:ERR:FEC:AMO 15
LINS1:SOUR:DATA:TEL:OTN:ERR:FEC:AMO?
LINS1:SOUR:DATA:TEL:OTN:ERR:FEC:INJ
```

9. Alarm Injection

LOS (Loss of Frame) alarm

```
LINS1:SOUR:DATA:TEL:OTN:ALAR:OTU4:TYPE LOF
LINS1:SOUR:DATA:TEL:OTN:ALAR:OTU4 ON
LINS1:SOUR:DATA:TEL:OTN:ALAR:OTU4 OFF
```

10. Alarms/Errors Detection and Statistics

Pattern Loss Alarm

```
LINS1:FETC:DATA:TEL:PATT:ALAR:PATT:HIST? PLOS
```

Bit Error Rate

```
LINS1:FETC:DATA:TEL:PATT:ERR:PATT:HIST? BIT
LINS1:FETC:DATA:TEL:PATT:ERR:PATT:COUNt? BIT
```

BIP-8 Error

```
LINS1:FETC:DATA:TEL:OTN:ERR:OTU4:COUNt? OBIP8
LINS1:FETC:DATA:TEL:OTN:ERR:OTU4:RATE? OBIP8
LINS1:FETC:DATA:TEL:OTN:ERR:OTU4:CURR? OBIP8
```

FEC Correctable Codeword Error

```
LINS1:FETC:DATA:TEL:OTN:ERR:FEC:COUN? FCCW
```

LOS (Loss of Frame) alarm

```
LINS1:FETC:DATA:TEL:OTN:ALAR:OTU4:CURR? LOF
LINS1:FETC:DATA:TEL:OTN:ALAR:OTU4:HIST? LOF
LINS1:FETC:DATA:TEL:OTN:ALAR:OTU4:SEC? LOF
```

11. Stop Test

```
LINS1:SOUR:DATA:TEL:TEST OFF
```

12. End Script

```
END
```

Complete script for copy/past purposes

```
BEGIN
*CLS
LINS1:SOUR:DATA:TEL:FACT:REST:DEF
LINS1:SOUR:DATA:TEL:TEST:TYPE OTNBERT
LINS1:SOUR:DATA:TEL:ITYe LANE4X25
LINS1:SOUR:DATA:TEL:ETH:PORT:TRAN QSFPP2
LINS1:SOUR:DATA:TEL:OTN:FRAM FRAM
LINS1:SOUR:DATA:TEL:ODU:TYPE O4
LINS1:SOUR:DATA:TEL:OTN:CLI PATTERN
LINS1:SOUR:DATA:TEL:TOP COUPLED
LINS1:SOUR:DATA:TEL:PATT:TYPE PRBS2E31
LINS1:SOUR:DATA:TEL:PATT:TYPE?
LINS1:SENS:DATA:TEL:PATT:THR:RATE 1.0E-14
LINS1:SENS:DATA:TEL:PATT:THR:RATE?
LINS1:SOUR:DATA:TEL:TEST ON
LINS1:SOUR:DATA:TEL:PATT:ERR:PATT:MAN:TYPE BIT
LINS1:SOUR:DATA:TEL:PATT:ERR:PATT:AMO 25
LINS1:SOUR:DATA:TEL:PATT:ERR:PATT:AMO?
LINS1:SOUR:DATA:TEL:PATT:ERR:PATT:INJ
LINS1:SOUR:DATA:TEL:OTN:ERR:OTU4:MAN:TYPE OBIP8
LINS1:SOUR:DATA:TEL:OTN:ERR:OTU4:AMO 15
LINS1:SOUR:DATA:TEL:OTN:ERR:OTU4:AMO?
LINS1:SOUR:DATA:TEL:OTN:ERR:OTU4:INJ
LINS1:SOUR:DATA:TEL:OTN:ERR:FEC:MAN:TYPE FCCW
LINS1:SOUR:DATA:TEL:OTN:ERR:FEC:AMO 15
LINS1:SOUR:DATA:TEL:OTN:ERR:FEC:AMO?
LINS1:SOUR:DATA:TEL:OTN:ERR:FEC:INJ
LINS1:SOUR:DATA:TEL:OTN:ALAR:OTU4:TYPE LOF
LINS1:SOUR:DATA:TEL:OTN:ALAR:OTU4 ON
LINS1:SOUR:DATA:TEL:OTN:ALAR:OTU4 OFF
LINS1:FETC:DATA:TEL:PATT:ALAR:PATT:HIST? PLOS
LINS1:FETC:DATA:TEL:PATT:ERR:PATT:HIST? BIT
LINS1:FETC:DATA:TEL:PATT:ERR:PATT:COUNt? BIT
LINS1:FETC:DATA:TEL:OTN:ERR:OTU4:COUNt? OBIP8
```

```
LINS1:FETC:DATA:TEL:OTN:ERR:OTU4:RATE? OBIP8
LINS1:FETC:DATA:TEL:OTN:ERR:OTU4:CURR? OBIP8
LINS1:FETC:DATA:TEL:OTN:ERR:FEC:COUN? FCCW
LINS1:FETC:DATA:TEL:OTN:ALAR:OTU4:CURR? LOF
LINS1:FETC:DATA:TEL:OTN:ALAR:OTU4:HIST? LOF
LINS1:FETC:DATA:TEL:OTN:ALAR:OTU4:SEC? LOF
LINS1:SOUR:DATA:TEL:TEST OFF
END
```

EtherBERT Script Sample for FTBx-88200NGE

Creation of the script step by step:

1. Begin Script

BEGIN

2. Initialization

*CLS

LINS1:SOUR:DATA:TEL:FACT:REST:DEF

LINS1:CONF:WAIT:TIME 5000

3. Test Selection

LINS1:SOUR:DATA:TEL:TEST:TYPE EBERT

LINS1:CONF:WAIT:TIME 5000

4. Modify Structure

Interface/Rate, Connector, and PHY Type

LINS1:SOUR:DATA:TEL:ITYP LANE4X25
LINS1:SOUR:DATA:TEL:ITYP?

LINS1:SOUR:DATA:TEL:ETH:PORT:TRAN QSFPP2
LINS1:SOUR:DATA:TEL:ETH:PORT:TRAN?

LINS1:SOUR:DATA:TEL:ETH:PHY:TYPE SR4
LINS1:SOUR:DATA:TEL:ETH:PHY:TYPE?

Framing

LINS1:SOUR:DATA:TEL:ETH:BERT:FRAM?

5. Laser ON/OFF

LINS1:OUTPUT:TEL:LAS ON
LINS1:OUTPUT:TEL:LAS?

6. EtherBERT Parameters

LINS1:SOUR:DATA:TEL:PATT:TYPE PRBS2E11
LINS1:SOUR:DATA:TEL:PATT:TYPE?

LINS1:SOUR:DATA:TEL:ETH:STR:FRAM:SIZE 1,128

LINS1:SOUR:DATA:TEL:ETH:STR:RATE 80
LINS1:SOUR:DATA:TEL:ETH:STR:RATE?

LINS1:SOUR:DATA:TEL:ETH:STR:TX:STAT ON
LINS1:SOUR:DATA:TEL:ETH:STR:TX:STAT?

7. Start Test

LINS1:SOUR:DATA:TEL:TEST ON
LINS1:SOUR:DATA:TEL:TEST?

8. Error Injection

Bit Error

LINS1:SOUR:DATA:TEL:PATT:ERR:PATT:MAN:TYPE BIT
LINS1:SOUR:DATA:TEL:PATT:ERR:PATT:AMO 25
LINS1:SOUR:DATA:TEL:PATT:ERR:PATT:INJ

LINS1:CONF:WAIT:TIME 5000

9. Alarms/Errors Detection and Statistics

Bit Error

LINS1:FETC:DATA:TEL:PATT:ERR:PATT:HIST? BIT
LINS1:FETC:DATA:TEL:PATT:ERR:PATT:COUN? BIT

10. Stop Test

LINS1:SOUR:DATA:TEL:TEST OFF

11. End Script

END

Complete script for copy/past purposes

```
BEGIN
*CLS
LINS1:SOUR:DATA:TEL:FACT:REST:DEF
LINS1:CONF:WAIT:TIME 5000
LINS1:SOUR:DATA:TEL:TEST:TYPE EBERT
LINS1:CONF:WAIT:TIME 5000
LINS1:SOUR:DATA:TEL:ITYP LANE4X25
LINS1:SOUR:DATA:TEL:ITYP?
LINS1:SOUR:DATA:TEL:ETH:PORT:TRAN QSFPP2
LINS1:SOUR:DATA:TEL:ETH:PORT:TRAN?
LINS1:SOUR:DATA:TEL:ETH:PHY:TYPE SR4
LINS1:SOUR:DATA:TEL:ETH:PHY:TYPE?
LINS1:SOUR:DATA:TEL:ETH:BERT:FRAM?
LINS1:OUTPUT:TEL:LAS ON
LINS1:OUTPUT:TEL:LAS?
LINS1:SOUR:DATA:TEL:PATT:TYPE PRBS2E11
LINS1:SOUR:DATA:TEL:PATT:TYPE?
LINS1:SOUR:DATA:TEL:ETH:STR:FRAM:SIZE 1,128
LINS1:SOUR:DATA:TEL:ETH:STR:RATE 80
LINS1:SOUR:DATA:TEL:ETH:STR:RATE?
LINS1:SOUR:DATA:TEL:ETH:STR:TX:STAT ON
LINS1:SOUR:DATA:TEL:ETH:STR:TX:STAT?
LINS1:SOUR:DATA:TEL:TEST ON
LINS1:SOUR:DATA:TEL:TEST?
LINS1:SOUR:DATA:TEL:PATT:ERR:PATT:MAN:TYPE BIT
LINS1:SOUR:DATA:TEL:PATT:ERR:PATT:AMO 25
LINS1:SOUR:DATA:TEL:PATT:ERR:PATT:INJ
LINS1:CONF:WAIT:TIME 5000
LINS1:FETC:DATA:TEL:PATT:ERR:PATT:HIST? BIT
LINS1:FETC:DATA:TEL:PATT:ERR:PATT:COUN? BIT
LINS1:SOUR:DATA:TEL:TEST OFF
END
```

www.EXFO.com · info@exfo.com

CORPORATE HEADQUARTERS	400 Godin Avenue	Quebec (Quebec) G1M 2K2 CANADA Tel.: 1 418 683-0211 · Fax: 1 418 683-2170
TOLL-FREE	(USA and Canada)	1 800 663-3936

© 2020 EXFO Inc. All rights reserved.
Printed in Canada (2020-07)