

PAVER-SAVER PLUS

RENEWS • REJUVENATES • DECORATES • PROTECTS

EXTERIOR CONCRETE STAIN

- Advanced nano technology
- Renews & rejuvenates faded concrete pavers & retaining walls
- Decorative stain for new or older concrete surfaces
- Semi-transparent
- Repels water, oil & stains
- Safe alternative to hazardous solvent & acid based stains
- Penetrating & breathable
- Horizontal & vertical surfaces
- Cost effective & easy to apply
- A variety of colors available
- Ideal for patios, pool decks, walks, stairs, entryways, balconies, driveways & retaining walls

Simply mix one 12oz bottle of Paver-Saver Plus (color) with one 1G bottle Paver-Saver (clear)




Toll Free: 800-442-5535
Phone: 978-453-8881
www.umaco.com

Renews, Rejuvenates, Decorates & Protects

Paver-Saver Plus renews, rejuvenates & decorates faded concrete, concrete pavers, retaining wall block, stucco, brick & natural stone. It can also be used to decorate & protect new concrete surfaces.

Paver-Saver Plus is a semi-transparent, penetrating, concrete stain & protective repellent which provides an attractive yet natural looking finish when applied over horizontal & vertical concrete surfaces.



*Advanced
Nano
Technology*




Natural Looking, Easy to Apply & Safe to Use

Paver-Saver Plus, which is formulated using nano-technology, is a proprietary blend of the highest quality pigments & an advanced aliphatic polyurethane.

Paver-Saver Plus is water-based making it a safe & effective alternative to acid & solvent based stains.

Paver-Saver Plus mechanically & chemically bonds to a wide variety of mineral substrates including, but not limited to, concrete pavers, concrete slabs, stucco, natural stone, clay tile & brick.




***Repels
Water, Oils
& Stains***



Common uses for Paver-Saver Plus

- Concrete Pavers
- Concrete Slabs
- Retaining Wall Block
- Split-Face Block
- Concrete Block
- Stucco
- Brick
- Natural Stone
- Pool Decks
- Balconies
- Driveways
- Patios
- Walkways
- Stairs
- Entrances
- Theming Areas



Before



After

***Stains &
Protects in
One Step***



Before



After

Umaco Paver-Saver Plus Color Chart



White



Natural



Antique Gray



Gray



Black



Patina



Olive Green



Sandstone



Pottery




Terra Cotta



Mars Red



Light Adobe



Dark Adobe



Dark Brown



Dark Chocolate



Desert Sand

- *Colors presented on the color chart above are just a representation of the actual color. For an exact color, request to see an actual color swatch.*

Paver-Saver Plus Application

SURFACE PREPARATION

Concrete surfaces must be cured (28 days), sound, clean, dry and untreated with previous coatings. Remove all dirt, dust, spalling or loose concrete, oil, grease, wax, mildew, efflorescence, laitance, curing compounds, form release agents, rust, paint or any other foreign material which might effect the bond. **SEE WARNING REGARDING PAINT REMOVAL.** Umaco Ultra-Clean may be used to remove oil or grease stains from concrete surfaces and may also be used as an all purpose cleaner for surface preparation. Neutralizing not required

Etching

A rough profile is recommended for proper adhesion which may be obtained by lightly etching the concrete using Umaco Ultra-Etch. Neutralizing not required. Ultimately, a porous surface is required for the material to bond properly. Test by sprinkling some water on the surface. If the water is quickly absorbed, the surface is ready. If the water beads up, further preparation is required. Contact a Umaco representative for more information regarding proper surface preparation.

MIXING

PLEASE NOTE: PAVER-SAVER PLUS (12 OZ BOTTLE) MUST BE MIXED WITH A 1G BOTTLE OF PAVER-SAVER (CLEAR).



Shake the 12 oz bottle of Paver-Saver Plus vigorously making sure to loosen any pigment which may have settled on bottom. Then add the 12 oz bottle of Paver-Saver Plus (Color) into a 1G bottle of Paver-Saver (Clear). Lightly shake the 1G bottle until all the pigment is

blended and a uniform color is achieved. If any residue remains in the 12 oz bottle (Paver-Saver Plus), carefully pour some of the blended material back into the 12 oz bottle (filling it half way) then shake vigorously making sure to loosen any pigment. Then pour back into the 1G bottle of blended material. Repeat if necessary. Prior to and continuously during use, lightly shake the blended material in the 1G bottle making sure to loosen and blend any pigment which may settle on the bottom.

APPLICATION

To achieve a natural variegated appearance, Paver-Saver Plus should be applied by creating a mist via an airless sprayer, High Volume Low Pressure (HVLP) sprayer, production gun, pump sprayer or trigger spray bottle. The variegation is the result of the specific gravities of the pigments as well as the absorption rate of the application surface. Roller application methods force absorption resulting in mechanical lines.

Brush/Sea Sponge Application

For application areas where coverage and product control is warranted, apply Paver-Saver Plus with a sea sponge or traditional bristle brush (corners and walls). Using this method of application may result in the appearance of mechanical lines.

Secondary/Highlight Color

To achieve increase color depth or mottled appearance, a secondary or highlight coat can be applied as soon as the initial Paver-Saver Plus color is dry to the touch (approximately 30 minutes). All Paver-Saver Plus colors are compatible thus can be mixed, sprayed simultaneously and layered to achieve the desired appearance.

COVERAGE

Approximate coverage is 300 ft²/gallon. Coverage rates will vary depending on surface roughness and porosity.

LIMITATIONS

- Do not apply on wet or damp substrate
- Do not apply when substrate has direct sun (high noon)
- Apply when ambient and surface temperatures are between 50°F-95°F
- Substrate temperature must be 5° F above dew point
- New concrete must cure 28 days
- Do not apply over non-porous, smooth troweled or previously coated substrates unless the surface is properly prepared
- Paver-Saver Plus (12 oz bottle) must be mixed with a 1G bottle of Paver-Saver (Clear)

WARNING

Harmful if inhaled. Harmful if swallowed. May cause eye irritation. May cause allergic skin reaction. Before using, read the Safety Data Sheet and follow all precautions to prevent bodily harm.

For technical assistance call 978-453-8881.

www.umaco.com



Surface Preparation Products



UMACO ULTRA-CLEAN

An environmentally safe, 100% biodegradable solution used to clean concrete, concrete pavers & retaining wall block. Ultra-Clean safely & effectively removes dirt, oil, grease & grime. Helps clean & prepare concrete surfaces prior to the application of Paver-Saver Plus. Neutralizing not required



UMACO ULTRA-ETCH

An environmentally safe, 100% biodegradable, non-fuming solution used to lightly etch non-porous concrete. Ultra-Etch takes the place of harmful & hazardous acids yet provides excellent results. Helps prepare concrete surfaces prior to the application of Paver-Saver Plus. Neutralizing not required.



UMACO UNIVERSAL 1023

A cementitious, high-density, patching, resurfacing and underlayment material for applications from a feather-edge up to 6". Helps repair & prepare concrete surfaces (if needed) prior to the application of Paver-Saver Plus. Available in gray and white.





60 Rear Newhall Street
Lowell, MA 01852
Toll Free: 800-442-5535
Phone: 978-453-8881
www.umaco.com

Brochure 2022, Printed in the USA